

## FIRE RATED LED REGRESSED COMPACT DOWNLIGHT

SUPPLIED WITH MATT WHITE BEZEL

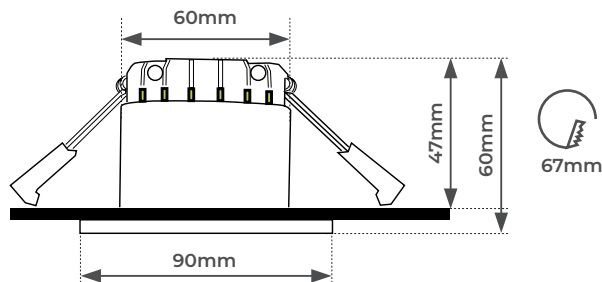
### Product Features

- **Super efficient Samsung LED chips** – Latest technology, maximum reliability
- **Clip&Fit** – Cable clamp housing for quick and easy installation
- **Speedfit** – Loop in/out push fit terminals
- **Interchangeable Bezel Accessories** – Range of colour finishes



<b>4W &amp; 6W LED</b>	<b>IP65 Rating</b>	<b>25K Hours</b>	<b>67mm Cutout</b>	<b>Dimmable</b>
<b>I-JOIST COMPLIANT</b>	<b>30, 60, 90 MINS Fire Rated</b>	<b>Air Leakage Part C</b>	<b>Acoustic Part E</b>	<b>5 YEAR WARRANTY</b>

### Product Drawing




CAT NO.	LUMINAIRE LUMENS	WATTAGE	COLOUR TEMP
EFCB40W27	400	4W	2700K
EFCB40W30	400	4W	3000K
EFCB40W40	400	4W	4000K
EFCB60W27	580	6W	2700K
EFCB60W30	600	6W	3000K
EFCB60W40	600	6W	4000K

### Product Accessories

CAT NO.	BEZEL COLOUR	BEZEL DESIGN
EFCBBZPC	Polished Chrome	Regressed
EFCBBZBS	Brushed Steel	Regressed
EFCBBZBN	Black Nickel	Regressed

### Bezels



CAT NO.	WEIGHT (g)	EFFICACY (Llm/W)	CRI	BEAM ANGLE	FREQUENCY (V/Hz)	POWER FACTOR	AMBIENT TEMP RATED LIFE (°C)	L/B RATED LIFE
EFCB40W27	235	100	>83	60°	220-240/50-60	>0.9	25°	L70/B50
EFCB40W30	235	100	>83	60°	220-240/50-60	>0.9	25°	L70/B50
EFCB40W40	235	100	>83	60°	220-240/50-60	>0.9	25°	L70/B50
EFCB60W27	235	96.7	>83	60°	220-240/50-60	>0.9	25°	L70/B50
EFCB60W30	235	100	>83	60°	220-240/50-60	>0.9	25°	L70/B50
EFCB60W40	235	100	>83	60°	220-240/50-60	>0.9	25°	L70/B50

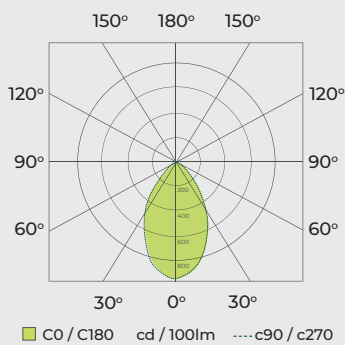
\*Supplied with Matt White

## EFCB40W30

### Luminaire Performance

Light Output Ratio: 100%  
 Luminaire Efficacy: 100lm/W  
 Light Distribution: Asymmetric  
 CIE Flux Codes: 46 76 94 99 100  
 UGR 4H 8H  
 (20%, 50%, 70%) C0 / C90: 18.8 / 18.2

### Luminous Intensity

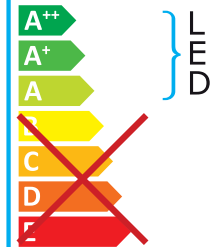


STANDARD	DESCRIPTION
EN 60598-1	Luminaires – General requirements
EN 60598-2-2	Luminaires – Recessed
EN 61000-3-2	Electromagnetic compatibility (EMC) – Part 3-2: Limits – for harmonic current emissions
EN 61000-3-3	Limits – Limitation of voltage changes, voltage fluctuations and flicker in public low-voltage supply systems, for equipment with rated current ≤ 16 A per phase and not subject to conditional connection
EN 61547	Equipment for general lighting purposes – EMC immunity requirements
EN 55015	Limits and methods of measurement of radio disturbance characteristics of electrical lighting and similar equipment



## LUCECO

 This luminaire contains built-in LED lamps.



The lamps cannot be changed in the luminaire.

874/2012

