


## FIRE RATED LED REGRESSED COLOUR CHANGING COMPACT DOWNLIGHT

SUPPLIED WITH MATT WHITE BEZEL

### Product Features

- **3-step colour changing** using standard light switch – 3000K, 4000K, 6500K
- **Super efficient Samsung LED chips** – Latest technology, maximum reliability
- **Clip&Fit** – Cable clamp housing for quick and easy installation
- **Speedfit** – Loop in/out push fit terminals
- **Interchangeable Bezel Accessories** – Range of colour finishes



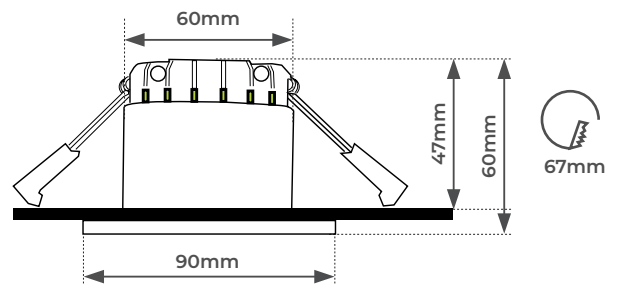
CAT NO.	LUMINAIRE LUMENS	WATTAGE	COLOUR TEMP
EFCB60WCC	3000K-470lm 4000K-550lm 6500K-490lm	6W	3000K 4000K 6500K

### Product Accessories


CAT NO.	BEZEL COLOUR	BEZEL DESIGN
EFCBBZPC	Polished Chrome	Regressed
EFCBBZBS	Brushed Steel	Regressed
EFCBBZBN	Black Nickel	Regressed

CAT NO.	WEIGHT (g)	EFFICACY (Llm/W)	CRI	BEAM ANGLE	FREQUENCY (V/Hz)	POWER FACTOR	AMBIENT TEMP RATED LIFE (°C)	L/B RATED LIFE
EFCB60WCC	235	91.6	>83	60°	220-240/50-60	>0.9	25°	L70/B50

### Product Drawing



### Bezels



\*Supplied with Matt White

STANDARD	DESCRIPTION
EN 60598-1	Luminaires – General requirements
EN 60598-2-2	Luminaires – Recessed
EN 61000-3-2	Electromagnetic compatibility (EMC) – Part 3-2: Limits – for harmonic current emissions
EN 61000-3-3	Limits – Limitation of voltage changes, voltage fluctuations and flicker in public low-voltage supply systems, for equipment with rated current $\leq 16$ A per phase and not subject to conditional connection
EN 61547	Equipment for general lighting purposes – EMC immunity requirements
EN 55015	Limits and methods of measurement of radio disturbance characteristics of electrical lighting and similar equipment



**LUCECO**

This luminaire contains built-in LED lamps.

A++
A+
A
B
C
D
E

}

LED

The lamps cannot be changed in the luminaire.

874/2012