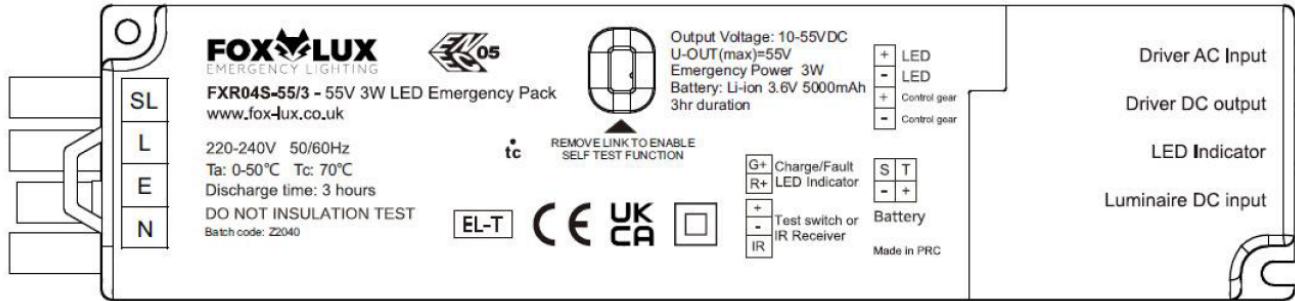


## FXR04S LED EMERGENCY CONVERSION REMOTE PACK

Thank you for purchasing our FXR04S LED Emergency Conversion Pack. Our products have been designed according to the relevant standards. If installed and maintained correctly they will provide a long service life.

BS EN 60598-1 / BS EN 60598-2-22 / BS EN 50172 / BS EN 1838 / BS EN 62034 / ISO 7010 / ISO 3864



This is a self-test emergency conversion pack. When the self-test system is active, a functional test is carried out automatically once a week and runs for 30seconds. A full duration test is carried out automatically every 52 weeks. The first full duration test is carried out automatically within the first 4 weeks of being connected to mains supply.

**NOTE: If the self-test function is disabled, testing must be carried out by a competent person according to BS EN 50172:2004.**



### Remote Emergency Conversion Pack Specification

Rated supply voltage	220-240V AC
Mains frequency	50 / 60Hz
Max. power consumption	5W during charging
Standby power	< 0.8W
Emergency output power	3W constant power
LED forward voltage range	10-50V DC
Max. output voltage	55V DC
Emergency duration	3 hours
Battery charging time	up to 16 hours
Max. ambient temp.	25°C
Max. battery temp.	60°C
Insulation class	II
Dimensions ( h x w x l )	25 x 55 x 223mm
Battery	18650 Li-ion 3.6V 5.0Ah

\*\*The self-test function is disabled by default. If self-test is required, please remove the jumper located on the pack.

NET LED Limited | 300 Anderson Road | Buckingway Business Park | Cambridge | CB24 4UQ  
Tel: 01223 851505 Email: sales@netled.co.uk

## FXR04S LED EMERGENCY CONVERSION REMOTE PACK LED STATUS INDICATIONS

GREEN LED	RED LED	STATUS
ON	OFF	OK
1Hz FLASH	OFF	Charging
OFF	ON	Battery disconnected / Duration test fail
2Hz FLASH	OFF	Function / Duration test in progress
OFF	2Hz FLASH	Battery temperature fault
OFF	1Hz FLASH	Light source fault
0.5Hz FLASH ONCE		LED indicator response (except for BAT check and AST check)*

### Battery status - emergency lighting duration (button BAT CHK on remote control REM10)\*

0.5Hz single flash	≥3.5h
0.5Hz double flash	3.25 to 3.5hrs
0.5Hz triple flash	3.0 to 3.25hrs
0.5Hz quadruple flash	Test not completed*

\*First duration test hasn't been completed.

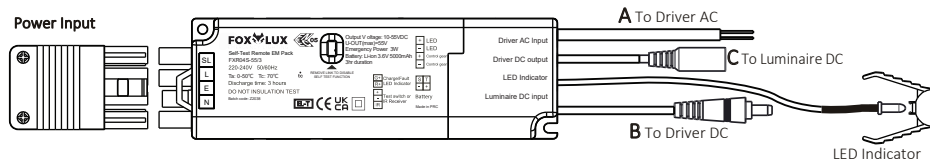
### Self-test function status (button AST CHK on remote control REM10)\*

0.5Hz single flash	Self-test is enabled
0.5Hz double flash	Self-test is disabled

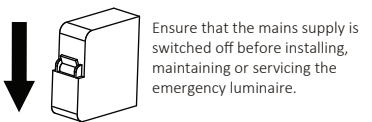
**\*NOTE:** If remote control facility is required it is necessary to add the infrared receiver IR/R.  
Please contact Fox Lux for more information

- Slow flash = 0.5Hz (once/2 seconds)
- Normal flash = 1Hz (once/second)
- Fast flash = 2Hz (twice/second)

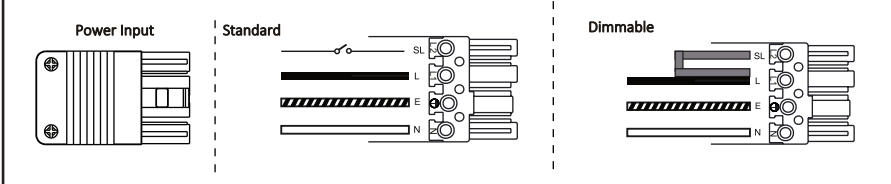
## INSTALLATION GUIDE



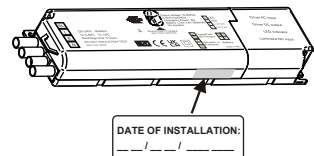
### 1. Isolate Supply



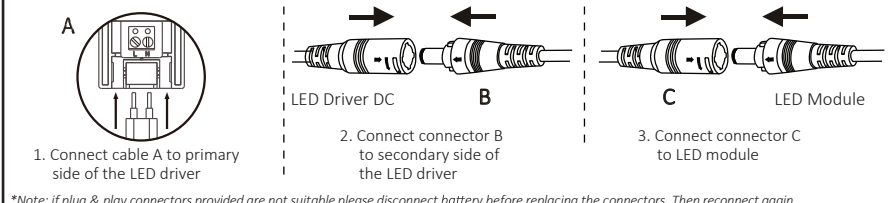
### 2. Mains Connection



### 3. Enter Installation Date

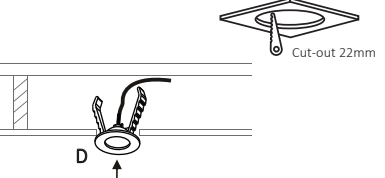


### 4. Connections

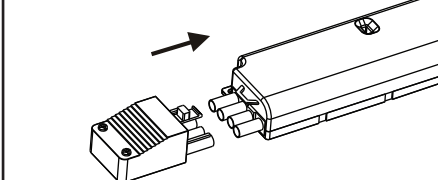


\*Note: if plug & play connectors provided are not suitable please disconnect battery before replacing the connectors. Then reconnect again.

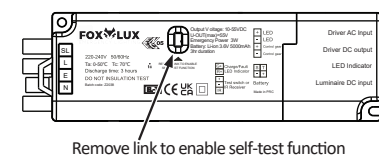
### 5. LED Indicator Installation



### 6. Plug In Power Input Connector



### 7. Self-test Function



### 8. Restore Supply

