




Short form catalogue

Enclosures Automation steel, plastic, modular & adaptable

Enclosures

Automation steel, plastic, modular & adaptable



Contents

Enclosures overview	4
SR2 IP65 sheet steel enclosures	5
SR2X IP66 stainless steel enclosures	11
Gemini enclosures IP66	18
Mistral 65 enclosures	30
Modular units IP65 polycarbonate	34
Junction boxes IP44 & IP55 thermo plastic	36
Junction boxes IP65 polycarbonate	38
IP ratings	40

Enclosures Overview



A solution for every application

The ABB range of metal enclosures for automation was conceived and designed based on many years experience of working alongside major switchboard and machine manufacturers.

The enclosures conform to the IEC 62208 and IEC 60439-1 reference standards and to the new IEC 61439-1-2 Standard. They have a high IP degrees of protection (according to IEC 60529) and IK (according to IEC 62262), which allow installation in most industrial environments.



Ideal enclosures, special apparatus

The new enclosures for automation are the most advanced in the market today. The enclosures can be integrated with various ABB control and operating apparatus, all electrical and mechanical values (dissipation, short-time withstand currents, insulation distances, etc.) have been co-ordinated. They have a high level of time saving assembly features, with optimised hole drillings, fixings and overall dimensions.



Enclosures

IP65 SR2 Sheet steel enclosures

The range of SR2 enclosures is a complete offer of monobloc enclosures for constructing small and medium sized electric automation, switching and control switchboards.



Ideal enclosures, special apparatus

The SR2 enclosures come from years in building the experience P65 metal structures (in accordance with the IEC 60529 Standard), together with the innovative new production process used for construction patented by ABB.

SR2 enclosures are particular suited for panel builders for the manufacture of switchgear and controlgear switchboards for a very wide variety of industrial applications - from large machinery with automated production lines.

Conforming to EN 62208 standard for low voltage switchgear and controlgear assemblies and allow realisation of electrical equipment conforming to IEC 60204-1 standard "Safety of machinery, electrical equipment of machines and of the EN 60439- 1

Standard and the new EN 61439-1-2 standard "Low voltage protection switchgear and controlgear for assemblies".

The degree of protection, in accordance with the IEC 60529 standard "Degrees of protection of enclosures (IP Code)", is IP65.

The SR2 enclosures are available in two versions (blind door or glazed door) and in 23 different dimensions, as well as a further 19 combinations obtained by stacking the enclosures, up to a maximum height of 2000 mm, which guarantee ample selection possibilities for the various end applications.

The SR2 enclosures conform to UL (Underwriters Laboratories) and CSA (Canadian Standards Association) Type 12 marks.

SR2 enclosures allow secondary distribution switchboards to be made due to their modular widths 400, 600 and 800 mm of installing the whole range of apparatus and modular circuit-breakers on DIN rails combined with special pre-drilled and hinged modular front panels, allowing construction of

AS/ANS type electrical switchgear conforming to the IEC 60439-1 and the new EN 61439-1-2 standards.

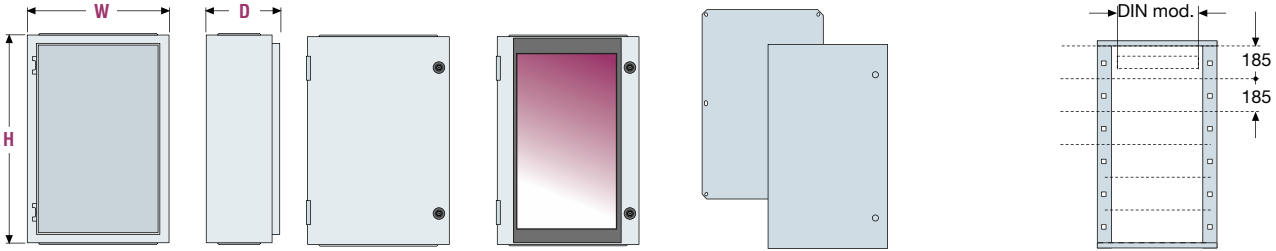
A single line of metalwork structures therefore allows construction of automation and secondary and end distribution electrical switchboards thanks to the availability of a series of accessories (modular panels, DIN rails) and to the possibility of stacking the enclosures.



Enclosures

IP65 SR2 Sheet steel enclosures

Rapid selection table



Overall Dimensions			Enclosures		Kit for automation		Kit for distribution Supports for mounting modular panels			
Hmm	Wmm	Dmm	Enclosures with blind door + back plate	with glazed door*	Blind counter door	Back plate	No. vertical mod. H=185mm	No. DIN mod. per row	Total modules	DIN supports
300	200	150	SRN3215K							
	300		SRN3315K							
	400		SRN3415K							
400	300	150	SRN4315K							
	300		SRN4320K							
	400	200	SRN4420K							
	600		SRN4620K							
500	300	200	SRN5320K							
	400		SRN5420K	SRN5420VK*	KC5040K	PF5040	2	14	28	KD5040K
	400		SRN5425K	SRN5425VK*	KC5040K	PF5040	2	14	28	KD5040K
600	400	200	SRN6420K	SRN6420VK*	KC6040K	PF6040	3	14	42	KD6040K
	400		SRN6425K	SRN6425VK*	KC6040K	PF6040	3	14	42	KD6040K
	500	250	SRN6520K							
	600		SRN6625K							
	600		SRN6630K							
700	500	200	SRN7520K	SRN7520VK*	KC7050K	PF7050				
	500		SRN7525K	SRN7525VK*	KC7050K	PF7050				
800	600	250	SRN8625K	SRN8625VK*	KC8060K	PF8060	4	25	100	KD8060K
	600		SRN8630K	SRN8630VK*	KC8060K	PF8060	4	25	100	KD8060K
	800	300	SRN8830K							
1000	600	250	SRN10625K	SRN10625VK*	KC1060K	PF1060	5	25	125	KD1060K
	600		SRN10630K	SRN10630VK*	KC1060K	PF1060	5	25	125	KD1060K
	800	300	SRN10830K	SRN10830VK*	KC1080K	PF1080	5	36	180	KD1080K
1200	600	300	SRN12630K	SRN12630VK*	KC1260K	PF1260	6	25	150	KD1260K
	800		SRN12830K	SRN12830VK*	KC1280K	PF1280	6	36	216	KD1280K
	800	400	SRN12840K							

*The mounting plate must be ordered separately



Plastic document pocket, RAL7035, size A4, the pocket is apply within the solid doors wider than 400 mm, with stickers provided.



Many closure systems can replace the standard closures of the external doors. The inserts are interchangeable and easily replaced by loosening a nut.






The brackets for wall mounting allows installation of the boxes on the wall using the holes located on the back of the enclosure.



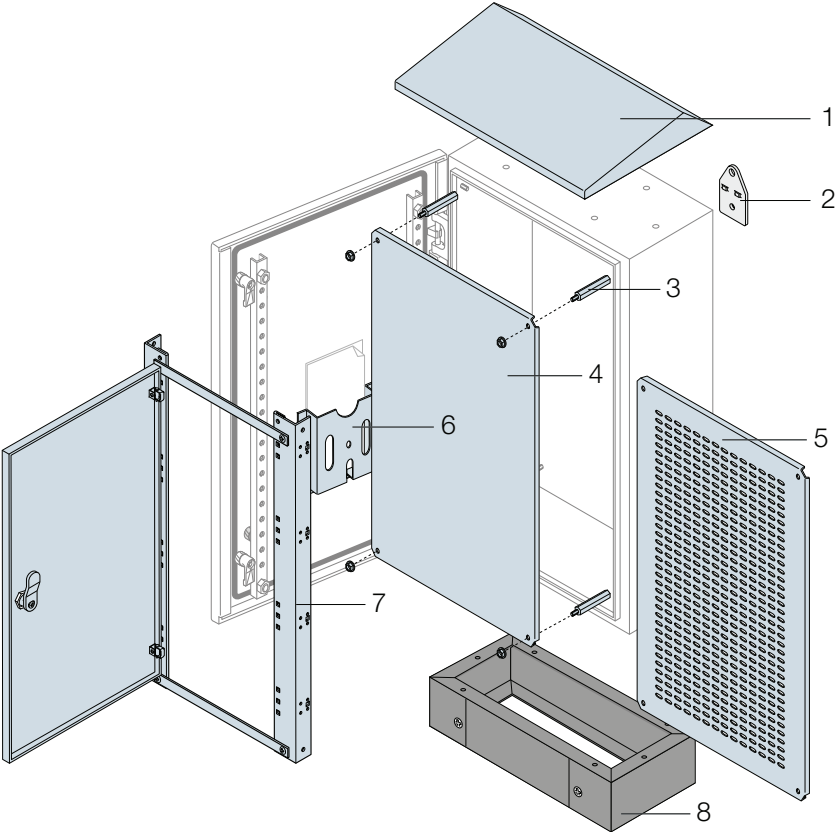
The bars, made of electrolytic copper with M6 threaded holes in 25 mm, can be mounted on mounting plates using the appropriate supports.

Technical characteristics

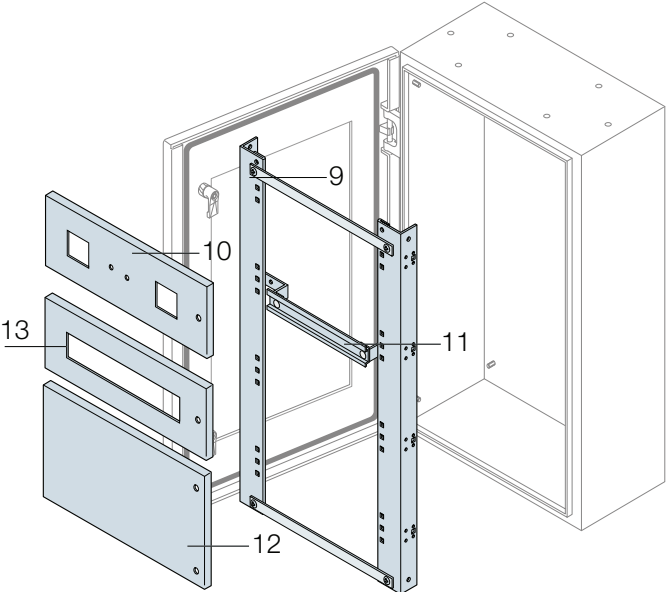
Conformity with Standard	IEC 62208, IEC 60439-1, IEC 61439-1-2	
Degree of protection	IP65 (IEC 60529) TYPE 12 (Normativa UL)	
Degree of mechanical strength	IK10 blind door IK09 glazed door (IEC 62262)	
Certifications	  	
Type of material	Metallic	
Installation site	Indoors	
Fixing method	floor/wall	
Normal service conditions - ambient temperature	da -5 a +40°C	
Operating climate (°%/Ur%)	constant	23°C/83% - 40°C/93%
	variable	23°C/98% - 40°C/98%

Enclosures

IP65 SR2 Sheet steel enclosures



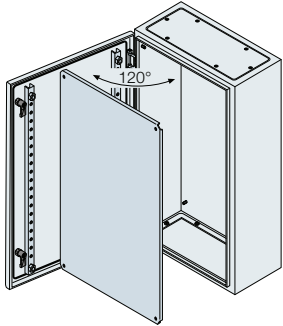
- 1 Spray protection roof
- 2 Wall-mounting brackets
- 3 Spacers for back plates
- 4 Blind internal plate
- 5 Slotted internal plate (please consult us)
- 6 Document pocket
- 7 Blind inner door
- 8 Plinth
- 9 Frame for DIN rail



- 10 Modular panels for apparatus
- 11 DIN rail
- 12 Blind modular panels
- 13 Modular panel for DIN rail

SR2 Enclosures

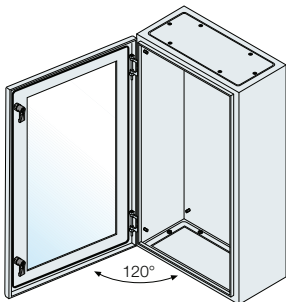
IP65 Sheet steel enclosures



Solid Door Enclosures IP65 - Nema 4, 12 & 13

Top & bottom gland plates including mounting plate, colour RAL7035

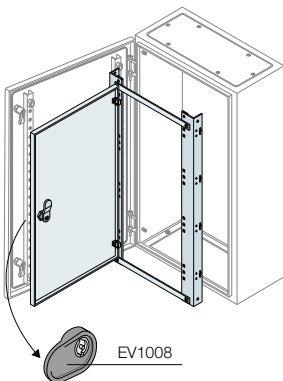
Description H x W x D	Part Number	Product Hierarchy 3200003 Order Code
300 x 200 x 150	SRN3215K	SRN3215K
300 x 300 x 150	SRN3315K	SRN3315K
300 x 400 x 150	SRN3415K	SRN3415K
400 x 300 x 150	SRN4315K	SRN4315K
400 x 300 x 200	SRN4320K	SRN4320K
400 x 200 x 200	SRN4420K	SRN4420K
400 x 600 x 200	SRN4620K	SRN4620K
500 x 300 x 200	SRN5320K	SRN5320K
500 x 400 x 200	SRN5420K	SRN5420K
500 x 400 x 250	SRN5425K	SRN5425K
600 x 400 x 200	SRN6420K	SRN6420K
600 x 400 x 250	SRN6425K	SRN6425K
600 x 500 x 200	SRN6520K	SRN6520K
600 x 640 x 300	SRN6630K	SRN6630K
600 x 600 x 250	SRN6625K	SRN6625K
600 x 600 x 250	SRN7520K	SRN7520K
700 x 500 x 200	SRN7525K	SRN7525K
700 x 500 x 250	SRN8625K	SRN8625K
800 x 600 x 300	SRN8630K	SRN8630K
800 x 800 x 300	SRN8830K	SRN8830K
1000 x 600 x 250	SRN10625K	SRN10625K
1000 x 600 x 300	SRN10630K	SRN10630K
1000 x 800 x 300	SRN10830K	SRN10830K
1200 x 600 x 300	SRN12630K	SRN12630K
1200 x 800 x 300	SRN12830K	SRN12830K
1200 x 800 x 400	SRN12840K	SRN12840K



Glazed Door Enclosures IP65 - Nema 4, 12 & 13

Top & bottom gland plates including mounting plate

500 x 400 x 200	SRN5420VK	SRN5420VK
500 x 400 x 250	SRN5425VK	SRN5425VK
600 x 400 x 200	SRN6420VK	SRN6420VK
600 x 400 x 250	SRN6425VK	SRN6425VK
700 x 500 x 200	SRN7520VK	SRN7520VK
700 x 500 x 250	SRN7525VK	SRN7525VK
800 x 600 x 250	SRN8625VK	SRN8625VK
800 x 600 x 300	SRN8630VK	SRN8630VK
1000 x 600 x 250	SRN10625VK	SRN10625VK
1000 x 600 x 300	SRN10630VK	SRN10630VK
1000 x 800 x 300	SRN10830VK	SRN10830VK
1200 x 600 x 300	SRN12630VK	SRN12630VK
1200 x 800 x 300	SRN12830VK	SRN12830VK



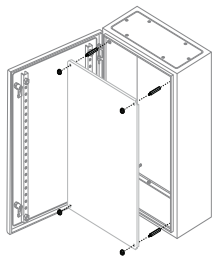
Blind inner door

The internal counterdoor guarantees IP20 degree of protection. Made of steel sheet 15/10mm thick, galvanized and painted orange peel RAL 7035 colour, complete with the EV1008 ergonomic box and insert with double tongue.

500 x 400	KC5040K	KC5040K
600 x 400	KC6040K	KC6040K
700 x 500	KC7050K	KC7050K
800 x 600	KC8060K	KC8060K
1000 x 600	KC1060K	KC1060K
1000 x 800	KC1080K	KC1080K
1200 x 600	KC1260K	KC1260K
1000 x 800	KC1280K	KC1280K

SR2 Enclosures

IP65 Sheet steel enclosures

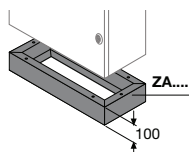
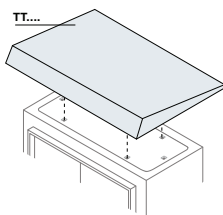


Mounting Plates

For enclosure	Hmm x Wmm	Part Number	Product Hierarchy 3200003 Order Code
SRN5420K & SRN5425K	500 x 400	PF5040	PF5040
SRN6420K & SRN6425K	600 x 400	PF6040	PF6040
SRN7520K & SRN7525K	700 x 500	PF7050	PF7050
SRN8625K & SRN8630K	800 x 600	PF8060	PF8060
SRN10625K & SRN10630K	1000 x 600	PF1060	PF1060
SRN10830K	1000 x 800	PF1080	PF1080
SRN12630K	1200 x 600	PF1260	PF1260
SRN12830K & SRN12840K	1200 x 800	PF1280	PF1280

Rainhoods To improve protection against sprays of water. Wmm x Dmm

200 x 150	TT2015K	TT2015K
300 x 150	TT3015K	TT3015K
400 x 150	TT4015K	TT4015K
300 x 200	TT3020K	TT3020K
400 x 200	TT4020K	TT4020K
500 x 200	TT5020K	TT5020K
600 x 200	TT6020K	TT6020K
400 x 250	TT4025K	TT4025K
500 x 250	TT5025K	TT5025K
600 x 250	TT6025K	TT6025K
600 x 300	TT6030K	TT6030K
600 x 300	TT8030K	TT8030K



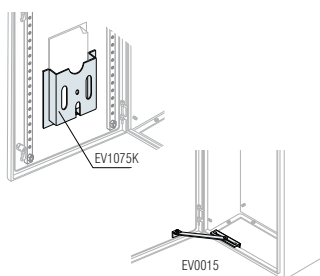
Plinths Height 100mm Wmm x Dmm

400 x 200	ZA4020	ZA4020
400 x 250	ZA4025	ZA4025
600 x 250	ZA6025	ZA6025
600 x 300	ZA6030	ZA6030
800 x 300	ZA8030	ZA8030



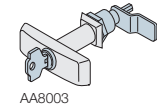
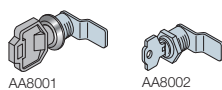
IP55 Combining Gasket Hmm x Dmm

400 x 200	GZ4020	GZ4020
400 x 250	GZ4025	GZ4025
600 x 250	GZ6025	GZ6025
600 x 300	GZ6030	GZ6030
800 x 300	GZ8030	GZ8030



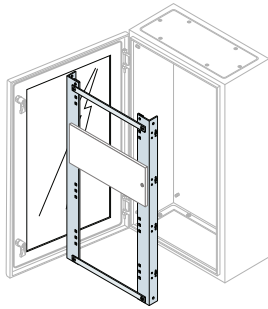
Accessories

Description	Part Number	Product Hierarchy 3200003 Order Code
Door brace device	EV0015	EV0015
Document pocket	EV1075K	EV1075K
N.4 wall mounting brackets	AA1206	AA1206
Double tongue 7mm lock with DIN 5mm plastic key	AA8001	AA8001
Lock with Yale insert & key	AA8002	AA8002
T handle with Yale insert and key	AA8003	AA8003
RAL7035 400ml spray can	VB7035	VB7035



SR2 Enclosures

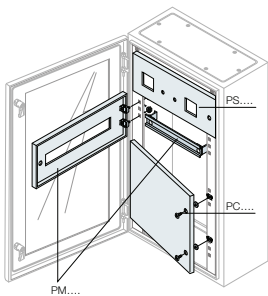
IP65 Sheet steel enclosures



Frame for DIN rail

Internal supports for fixing modular panels and DIN rails, colour RAL 7035 orange peel.

Description	Hmm	Wmm	Part Number	Product Hierarchy 3200003 Order Code
Supports 14 mod. DIN x 2 rows	500	400	KD5040K	KD5040K
Supports 14 mod. DIN x 3 rows	600	400	KD6040K	KD6040K
Supports 25 mod. DIN x 4 rows	500	600	KD5060K	KD5060K
Supports 25 mod. DIN x 5 rows	800	600	KD8060K	KD8060K
Supports 36 mod. DIN x 5 rows	1000	800	KD1080K	KD1080K
Supports 25 mod. DIN x 6 rows	1200	600	KD1260K	KD1260K
Supports 36 mod. DIN x 6 rows	1200	800	KD1280K	KD1280K



Modular panels

Modular panels made of 12/10mm thick sheet steel painted RAL 7035 colour orange peel. The modular hinged panels can be mounted on the enclosures by using the special kit (KD...) consisting of functional uprights and compensation panel. The hinges patented by ABB, allow automatic earthing for panel contact when it is closed and are also prepared for conventional earthing (with a cable). Each modular panel (PM) has a DIN rail provided (adjustable in depth), the fixing brackets and the relative small items. Modular and circuit-breakers and XT & Tmax MCCBs up to XT3 & T3 can be placed side by side on the same DIN rail using the special depth adapter AP6001. To install moulded case circuit breakers, it is necessary to fix the DIN rail in a position towards the back. The fixing brackets of the DIN rail allow the wiring duct to be mounted up to a maximum size of 60 x 60 mm.

Modular hinged panels for modular apparatus (DIN rail and fixing brackets included)

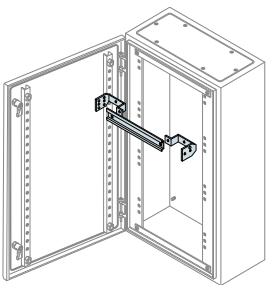
14 mod. DIN + fixing bracket	185	400	PM1414K	PM1414K
25 mod. DIN + fixing bracket	185	600	PM1625K	PM1625K
36 mod. DIN + fixing bracket	185	800	PM1836K	PM1836K

Modular hinged panels for measuring instruments

2 instruments 72 x 72mm	185	400	PS2476K	PS2476K
	185	600	PS2676K	PS2676K
	185	800	PS2876K	PS2876K

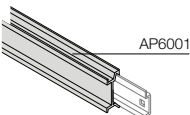
Modular hinged blind panels

Blind panel	185	400	PC1406K	PC1406K
	185	600	PC1606K	PC1606K
	185	800	PC1806K	PC1806K
	370	600	PC2606K	PC2606K
	370	800	PC2806K	PC2806K



DIN rail and fixing brackets

Description	Hmm	Wmm	Part Number	Product Hierarchy 3200003 Order Code
DIN rail and fixing brackets	14	400	GD4006	GD4006
	25	600	GD6006	GD6006
	36	800	GD8006	GD8006
No.1 depth adapter for Tmax T1-T2-T3-XT1-XT3 W=600mm			AP6001	AP6001



Polished flange for DIN-Rail mounting

For XT1 3P mounted on DIN rail	AD3301	AD3301
For XT1 4P mounted on DIN rail	AD3302	AD3302
For XT3 3P mounted on DIN rail	AD3303	AD3303
For XT3 4P mounted on DIN rail	AD3304	AD3304

Already supplied in the DIN-Rail mounting kit for breakers in MCCBs catalogue

Enclosures

IP66 SR2X Stainless steel enclosures

Stainless steel enclosures for automation
Functionality and hygiene in the new range of ABB cabinets



The ABB stainless steel range includes:

- SRX enclosures (with opaque door or glass door)
- AMX monobloc cabinets* (with opaque door or glass door)
- ISX modular cabinets* (with opaque door or glass door)

*Please consult us

SRX enclosures conform to IEC EN 62208 and IEC 61439-1-2, ingress protection IP66 (IEC EN 60529) and NEMA4X (UL standard). Mechanical protection IK10 against external impacts and IK09 with blind door and glass door (IEC 62262). The AISI 304 stainless steel is suitable for both indoors and outdoors applications.

Distribution systems can be made by using distribution kits consisting of a pair of functional uprights for assembly of the AISI 304 stainless steel modular panels (to be ordered separately) and any blanking panels. The modular panels can also be installed on the enclosures with blind door using the same KD kit, are all hinged and have vertical modularity of 185mm.

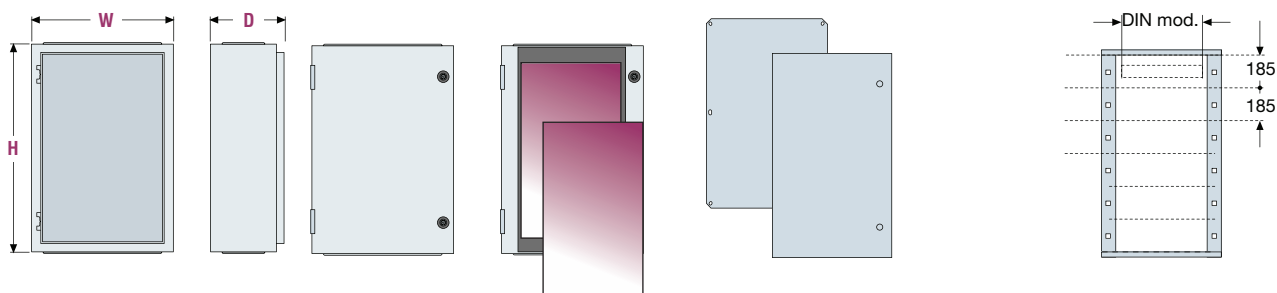
Accessories for SRX enclosures, AMX monobloc cabinets, ISX modular cabinets include standard mounting plate, kit for recessing mounting plate, partial height mounting plate, side cross pieces H=100/48 mm, opposite mounting plate, DIN rail kits, blind apparatus holder back plates, door anti-closure device, lifting eyebolts, horizontal partition panels, position switch, lamps, voltage detector devices, door reinforcement profiles, shaped sections for accessories, cable anchoring brackets and sliding rails.



Enclosures

IP66 SR2X Stainless steel enclosures

Rapid selection table



Overall Dimensions			Enclosures		Kit for automation		Kit for distribution Supports for mounting modular panels			
Hmm	Wmm	Dmm	Enclosures with blind door + back plate	with glazed door*	Blind counter door	Back plate	No. vertical mod. H=185mm	No. DIN mod. per row	Total modules	DIN supports
300	200	150	SRN3215X			PF3020				
	400	150	SRN3415X			PF3040				
400	300	150	SRN4315X		KC4030X	PF4030				
		200	SRN4320X			PF4040				
	400	200	SRN4420X			PF4060				
	600	200	SRN4620X							
500	400	200	SRN5420X	SRN5420VX*	KC5040X	PF5040	2	14	28	KD5040X
	500	200	SRN5520X			PF5050				
600	400	200	SRN6420X	SRN6420VX*	KC6040X	PF6040	3	14	42	KD6040X
	600	200	SRN6620X			PF6060				
		300	SRN6630X							
700	500	250	SRN7525X	SRN7525VX*	KC7050X	PF7050				
	600	200	SRN8620X		KC8060X	PF8060	4	25	100	KD8060X
		250	SRN8625VX*					25	100	
		300	SRN8630X					25	100	
800	300	SRN8830X			PF8080					
1000	800	300	SRN10830X	SRN10830VX*	KC1080X	PF1080	5	36	180	KD1080X
1200	600	300	SRN12630X			PF1260				
	800	300	SRN12830X			PF1280				

*The mounting plate must be ordered separately



Spray protection roof

Improves protection against infiltration by liquids and accidental sprays. Made of AISI 304 stainless steel.



Distribution kit

All apparatuses and modular circuit breakers can be installed on a DIN rail combined with a modular panel.



Stacking



SRX enclosures can be stacked using the special kit. The plinth with removable flanges is made of 25/10 thick AISI 304 stainless steel.



Locking

A new Ø19mm closing box made of chrome finished plastic with double tongue key.

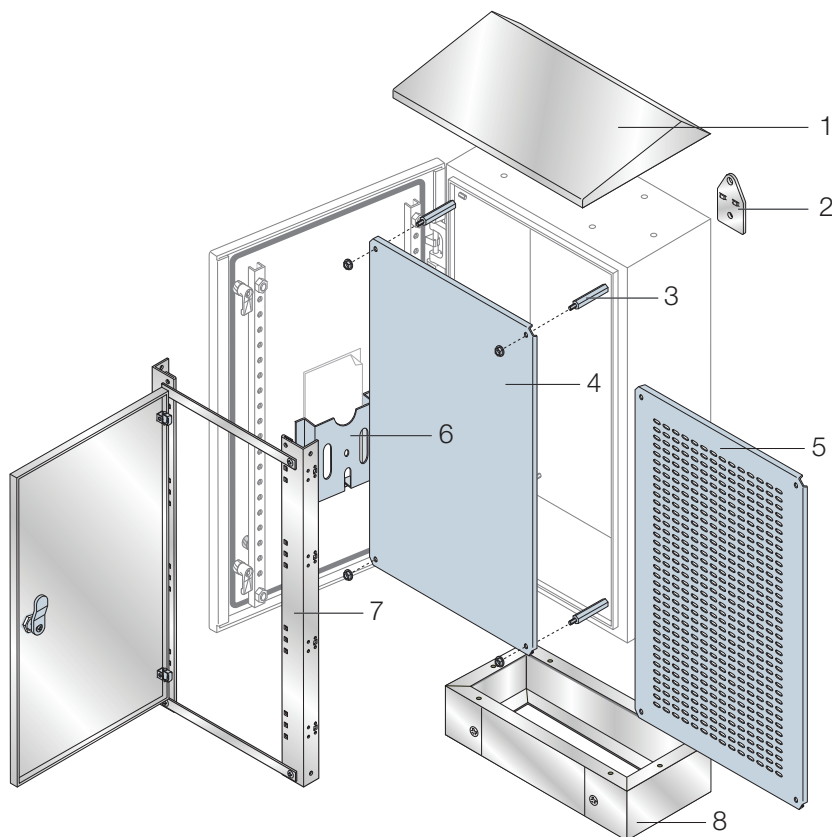
Technical characteristics

Conforms to	CEI EN 62208, CEI EN 60439-1, IEC 61439-1-2
Degree of protection	IP66 (CEI EN 60529)* NEMA 4X (UL standard)*
Degree of mechanical protection	IK10 blind door IK09 glass door (IEC 62262)
Certifications	 
Type of material	AISI 304
Installation site	indoors/outdoors
Fixing method	floor/wall
Normal operating conditions - ambient temperature	from -25 to +55°C

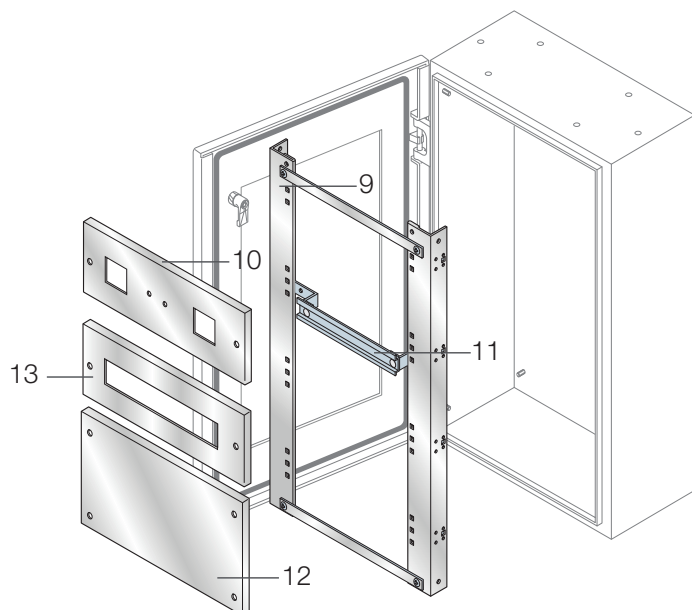
* Under certification.

Enclosures

IP66 SR2X Stainless steel enclosures

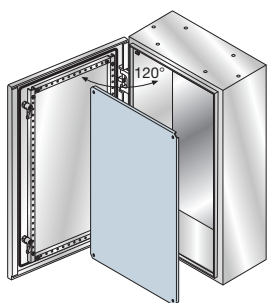


- 1
Spray protection roof
- 2
Wall-mounting brackets
- 3
Spacers for back plates
- 4
Blind internal plate
- 5
Slotted internal plate (please consult us)
- 6
Document pocket
- 7
Inner door
- 8
Plinth
- 9
Frame for DIN rail
- 10
Modular panels for apparatus
- 11
DIN rail
- 12
Blind modular panels
- 13
Modular panel for DIN rail



Enclosures

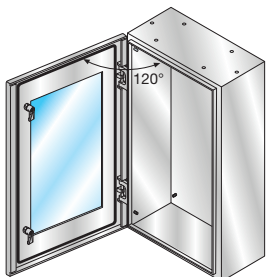
IP66 SR2X Stainless steel enclosures



SRX series enclosures with blind door (internal plate included)

IP66 enclosures with an blind door, made of AISI 304 stainless steel, usually intended for producing enclosures for 120° automation, come supplied with the galvanised sheet metal internal plate and do not have cable entry flanges.

Description H x W x D	Part Number	Product Hierarchy 3200003 Order Code
300 x 200 x 150	SRN3215X	SRN3215X
300 x 400 x 150	SRN3415X	SRN3415X
400 x 300 x 150	SRN4315X	SRN4315X
400 x 300 x 200	SRN4320X	SRN4320X
400 x 200 x 200	SRN4420X	SRN4420X
400 x 600 x 200	SRN4620X	SRN4620X
500 x 400 x 200	SRN5420X	SRN5420X
500 x 500 x 200	SRN5520X	SRN5520X
600 x 400 x 200	SRN6420X	SRN6420X
600 x 600 x 200	SRN6620X	SRN6620X
600 x 600 x 300	SRN6630X	SRN6630X
700 x 500 x 250	SRN8625X	SRN8625X
800 x 600 x 200	SRN8620X	SRN8620X
800 x 600 x 300	SRN8630X	SRN8630X
800 x 800 x 300	SRN8830X	SRN8830X
1000 x 800 x 300	SRN10830X	SRN10830X
1200 x 600 x 300	SRN12630X	SRN12630X
1200 x 800 x 300	SRN12830X	SRN12830X



SRX series stainless steel enclosures with glass door

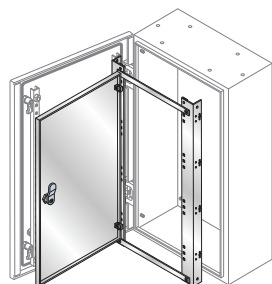
AISI 304 stainless steel enclosures with a glass door can also be used for distribution configurations.

The internal equipment is set up using the relevant kits: - KD...X (Distribution Kit) consisting of a pair of functional uprights for assembly of the modular panels made of AISI 304 stainless steel (to be ordered separately) and of any compensation panels. The modular panels, which can also be installed on the enclosures with blind door using the KD kit, are all hinged and have vertical modularity of 185 mm. SRX enclosures with glass door are provided without mounting plate (to be ordered separately).

500 x 400 x 200	SRN5420VX	SRN5420VX
600 x 400 x 200	SRN6420VX	SRN6420VX
700 x 500 x 250	SRN7525VX	SRN7525VX
800 x 600 x 250	SRN8625VX	SRN8625VX
1000 x 800 x 300	SRN10830VX	SRN10830VX

Blind inner door

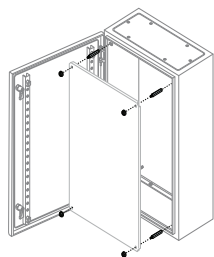
The inner door guarantees a degree of protection of IP20. Made of 15/10 thick AISI 304 stainless steel, complete with box and double tongue insert.



400 x 300	KC4030X	KC4030X
500 x 400	KC5030X	KC5030X
600 x 400	KC6040X	KC6040X
700 x 500	KC7050X	KC7050X
800 x 600	KC8060X	KC8060X
1000 x 800	KC1080X	KC1080X

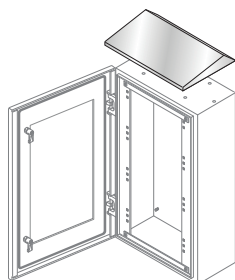
Enclosures

IP66 SR2X Stainless steel enclosures



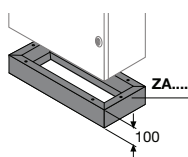
Mounting Plates

Hmm x Wmm	Part Number	Product Hierarchy 3200003 Order Code
300 x 200	PF3020	PF3020
300 x 400	PF3040	PF3040
400 x 300	PF4030	PF4030
400 x 400	PF4040	PF4040
400 x 600	PF4060	PF4060
500 x 400	PF5040	PF5040
500 x 500	PF5050	PF5050
600 x 400	PF6040	PF6040
600 x 600	PF6060	PF6060
700 x 500	PF7050	PF7050
800 x 600	PF8060	PF8060
800 x 800	PF8080	PF8080
1000 x 800	PF1080	PF1080
1200 x 600	PF1260	PF1260
1200 x 800	PF1280	PF1280



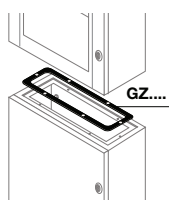
Rainhoods To improve protection against sprays of water. Wmm x Dmm

200 x 150	TT2015X	TT2015X
300 x 150	TT3015X	TT3015X
400 x 150	TT4015X	TT4015X
300 x 200	TT3020X	TT3020X
400 x 200	TT4020X	TT4020X
500 x 200	TT5020X	TT5020X
600 x 200	TT6020X	TT6020X
500 x 250	TT5025X	TT5025X
600 x 250	TT6025X	TT6025X
600 x 300	TT6030X	TT6030X
600 x 300	TT8030X	TT8030X



Plinths Hmm Wmm x Dmm

100 x 400 x 200	ZA4020X	ZA4020X
100 x 500 x 200	ZA5020X	ZA5020X
100 x 500 x 250	ZA5025X	ZA5025X
100 x 600 x 200	ZA6020X	ZA6020X
100 x 600 x 300	ZA6030X	ZA6030X
100 x 800 x 300	ZA8030X	ZA8030X

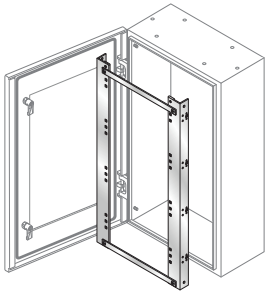


IP65 Combining Gasket

Hmm x Dmm		
400 x 200	GZ4020	GZ4020
400 x 250	GZ4025	GZ4025
500 x 200	GZ5020	GZ5020
500 x 250	GZ5025	GZ5025
600 x 200	GZ6020	GZ6020
600 x 250	GZ6025	GZ6025
600 x 300	GZ6030	GZ6030
800 x 300	GZ8030	GZ8030

Enclosures

IP66 SR2X Stainless steel enclosures



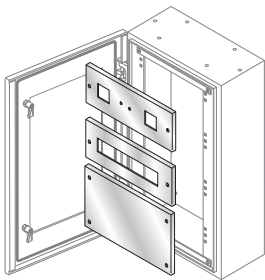
Frame for DIN rail

Internal supports for fixing modular panels and DIN rails, with compensation panels, made of AISI 304 stainless steel.

Description	Hmm	Wmm	Part Number	Product Hierarchy Order Code
Supports 14 mod. DIN x 2 rows	500	400	KD5040X	KD5040X
Supports 14 mod. DIN x 3 rows	600	400	KD6040X	KD6040X
Supports 25 mod. DIN x 4 rows	800	600	KD8060X	KD8060X
Supports 36 mod. DIN x 5 rows	1000	800	KD1080K	KD1080K

Screwed modular panels

12/10 mm thick AISI 304 stainless steel modular panels. The screwed modular panels can be fitted on the enclosures using the special kit (KD...) consisting of functional uprights and a compensation panel. Each modular panel (PM) comes equipped with a DIN rail (depth-adjustable), fixing brackets and the relative small parts. Tmax modular and moulded-case circuit breakers up to T3 can be positioned side by side on the same DIN rail using the special depth adapter AP6001. To install MCCBs, fix the DIN rail in the recessed position. The DIN rail fixing brackets allow mounting of the wiring duct up to a maximum size of 60 x 60 mm.



Stainless steel screwed modular panels for DIN rail (including DIN rail and fixing brackets)

14 mod. DIN + fixing bracket	185	400	PM1414X	PM1414X
25 mod. DIN + fixing bracket	185	600	PM1625X	PM1625X
36 mod. DIN + fixing bracket	185	800	PM1836X	PM1836X

Stainless steel screwed modular panels for measuring instruments

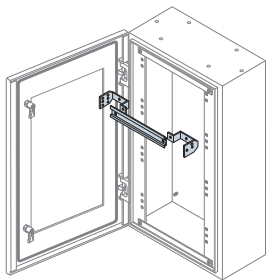
2 instruments 72 x 72mm	185	400	PS2476X	PS2476X
	185	600	PS2676X	PS2676X
	185	800	PS2876X	PS2876X

Stainless steel blind screwed modular panels

Blind panel	185	400	PC1406X	PC1406X
	185	600	PC1606X	PC1606X
	185	800	PC1806X	PC1806X
	370	600	PC2606X	PC2606X
	370	800	PC2806K	PC2806K

DIN rail and fixing brackets

Description	Hmm	Wmm	Part Number	Product Hierarchy Order Code
DIN rail and fixing brackets	14	400	GD4006	GD4006
	25	600	GD6006	GD6006
	36	800	GD8006	GD8006
No.1 depth adapter for Tmax T1-T2-T3-XT1-XT3 W=600mm			AP6001	AP6001



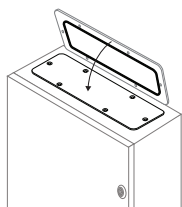
Polished flange for DIN-Rail mounting

For XT1 3P mounted on DIN rail	AD3301	AD3301
For XT1 4P mounted on DIN rail	AD3302	AD3302
For XT3 3P mounted on DIN rail	AD3303	AD3303
For XT3 4P mounted on DIN rail	AD3304	AD3304

Already supplied in the DIN-Rail mounting kit for breakers in MCCBs catalogue

Enclosures

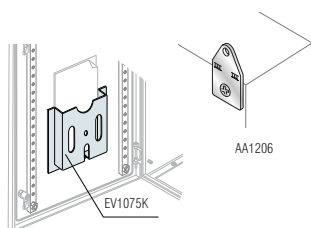
IP66 SR2X Stainless steel enclosures



Cable entry flanges

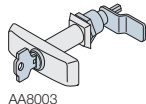
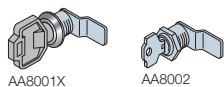
Cable entry flanges in 25/10 thick AISI 304 stainless steel with polyurethane gasket.

Cable entry flange for	Hmm	Wmm	Part Number	Product Hierarchy 3200003 Order Code
SRN3215X	200	150	FLN3215X	FLN3215X
SRN4315X	300	150	FLN4315X	FLN4315X
SRN3415X	400	150	FLN3415X	FLN3415X
SRN4320X, SRN4320X	300	200	FLN4320X	FLN4320X
SRN4420X, SRN5420X, SRN6420X SRN5420VX, SRN6420VX	400	200	FLN4420X	FLN4420X
SRN5520X	500	200	FLN5520X	FLN5520X
SRN4620X, SRN6620X, SRN8620X	600	200	FLN4620X	FLN4620X
SRN7525X, SRN7525VX	500	250	FLN7525X	FLN7525X
SRN8625VX	600	250	FLN8625X	FLN8625X
SRN6630X, SRN8630X, SRN12630X	600	300	FLN6630X	FLN6630X
SRN8830X, SRN10830X, SRN12830X, SRN10830VX	800	300	FLN6830X	FLN6830X



Accessories

Description	Part Number	Product Hierarchy 3200003 Order Code
Document pocket	EV1075K	EV1075K
Wall mounting brackets (4 off)	AA1206	AA1206
Double tongue 7mm lock with DIN 5mm plastic key	AA8001	AA8001
Lock with Yale insert & key	AA8002	AA8002
T handle with Yale insert and key	AA8003	AA8003
RAL7035 400ml spray can	VB7035	VB7035



Enclosures

IP66 Gemini weather proof range

The Gemini series ensures maximum protection in the toughest environments.



ABB is the first manufacturer in the electrical field to use co-injection moulding technique. This process is a “sandwich” of two materials with a compact external covering and an expanded core, guaranteeing the highest level of mechanical protection against impacts (IK10).

The Gemini range is revolutionising the market of low voltage electric insulating switchboards as it is the first switchboard made of thermoplastic material, to which the co-injection moulding technique gives the same mechanical characteristics as polyester.

Extremely sturdy, with its rigid covering and expanded internal core Gemini switchboards are IP66, IP30 with the door open afford a very high resistance to chemical and atmospheric agents and guarantees excellent performances even in severe operating conditions.

In distribution and mixed applications, the Gemini switchboard is designed to be fitted with System pro M modular devices and Tmax moulded-case circuit breakers. Gemini switchboards are designed to be compatible with ABB components for low voltage control, protection, monitoring and switching.



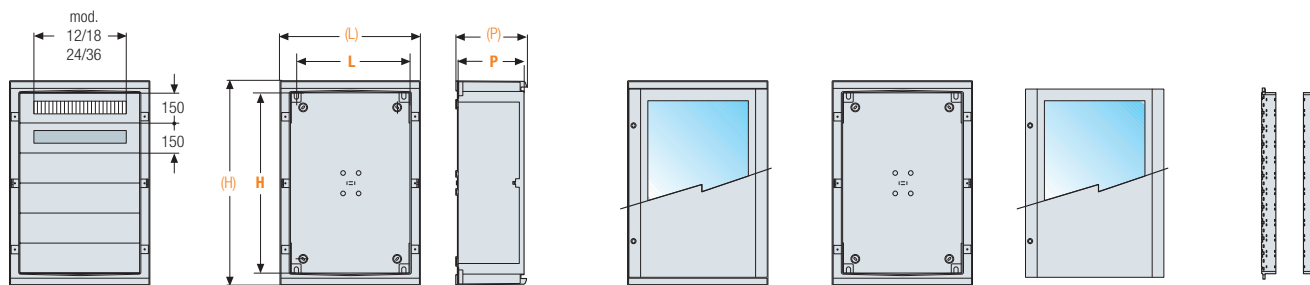
The double insulated inner door is made of insulating material and guarantees IP30 degree of protection when the cabinet door is open. ABB provides full range of compatible low voltage components for control, protection, monitoring and switching.

Technical characteristics

Rated service voltage	CEI EN 50298, CEI 23-48, CEI23-49, IEC 60670, CEI EN 60439-1, CEI EN 62208, IEC 61439-1-2
Compliance with standards	Ue 1000 V AC - 1500V DC
Operating temperature °C	-25°C +100°C
Resistance to abnormal heat and fire	up to 750°C
Degree of resistance to impacts	IK10 (IEC 62262)
Degree protection (CEI EN 60529)	IP30 open door
	IP66 closed door
Recyclable	100%

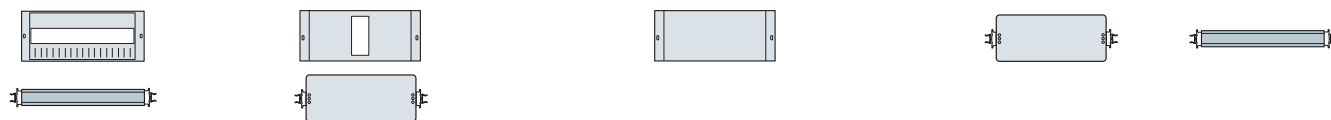
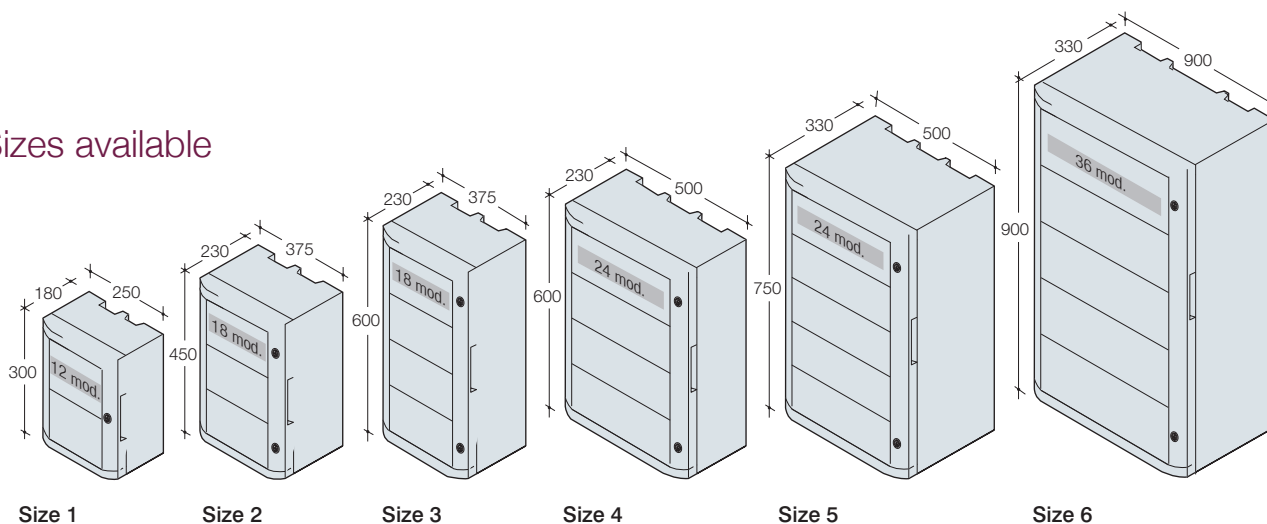
Gemini switchboards

Rapid selection table



Size	No. of vertical mod. H=150mm	No. of DIN modules installable	External dimensions			Internal dimensions			Complete switchboard door			Door		
			(H) mm	(W) mm	(D) mm	H mm	W mm	D mm	Transparent	Opaque	Box	Transparent	Opaque	Uprights
1	2	24 (12x2)	400	335	210	300	250	180	1SL0211A00	1SL0201A00	1SL0221A00	1SL0241A00	1SL0231A00	1SL0283A00
2	3	54 (18x3)	550	460	260	450	375	230	1SL0212A00	1SL0202A00	1SL0222A00	1SL0242A00	1SL0232A00	1SL0284A00
3	4	72 (18x4)	700	460	260	600	375	230	1SL0213A00	1SL0203A00	1SL0223A00	1SL0243A00	1SL0233A00	1SL0285A00
4	4	96 (24x4)	700	580	260	600	500	230	1SL0214A00	1SL0204A00	1SL0224A00	1SL0244A00	1SL0234A00	1SL0285A00
5	5	120 (24x5)	855	585	360	750	500	330	1SL0215A00	1SL0205A00	1SL0225A00	1SL0245A00	1SL0235A00	1SL0286A00
6	6	216 (36x6)	1005	840	360	900	750	330	1SL0216A00	1SL0206A00	1SL0226A00	1SL0246A00	1SL0236A00	1SL0287A00

Sizes available



Size	DIN rail kit DIN rail+drilled panel		Kit for Tmax plate+drilled panel		Blank panel			Modular plate		DIN rail
	1 mod. H=150mm	1+1/2 mod. H=225mm	1 mod. H=150mm	2 mod. H=300mm	1/2 mod. H=75mm	1 mod. H=150mm	2 mod. H=300mm	1 mod. H=150mm	2 mod. H=300mm	
1	1SL0307A00	-	-	-	1SL0318A00	1SL0324A00	1SL0330A00	1SL0296A00	-	1SL0290A00
2	1SL0308A00	1SL0313A00	1SL0336A00	1SL0370A00	1SL0319A00	1SL0325A00	1SL0331A00	1SL0297A00	1SL0302A00	1SL0291A00
3	1SL0308A00	1SL0313A00	1SL0336A00	1SL0370A00	1SL0319A00	1SL0325A00	1SL0331A00	1SL0297A00	1SL0302A00	1SL0291A00
4	1SL0309A00	1SL0314A00	1SL0337A00	1SL0371A00	1SL0320A00	1SL0326A00	1SL0332A00	1SL0298A00	1SL0303A00	1SL0292A00
5	1SL0309A00	1SL0314A00	1SL0337A00	1SL0371A00	1SL0320A00	1SL0326A00	1SL0332A00	1SL0298A00	1SL0303A00	1SL0292A00
6	1SL0310A00	1SL0315A00	1SL0338A00	1SL0372A00	1SL0321A00	1SL0327A00	1SL0333A00	1SL0299A00	1SL0304A00	1SL0293A00

Gemini switchboards

Enclosures

Enclosures and doors

- Available in 6 sizes
- Single order code combined with box and transparent and opaque door
- Pack with door dismantled and wrapped separately
- Door designed so that it can be hooked onto hinges on both vertical sides and mounted without the use of tools
- To be mounted on the wall using internal holes or fixing brackets supplied as accessories
- Door opening at an angle of more than 180°
- Grey RAL 7035 colour
- Doors supplied with 2 standard double bit locks (3 for sizes 5 and 6) that can be replaced with locks for coded key or with square/triangular impression (the standard triplex key is suitable for use with three types of impression).

Gemini Enclosures

Components are suitable for any type and size of enclosure

Enclosure with Plain Door




Size HxWxD	Usable Height	Size	Part Number	Product Hierarchy 3100007 Order Code
400 x 335 x 210	300	1	1SL0201A00	1SL0201A00
550 x 460 x 260	450	2	1SL0202A00	1SL0202A00
700 x 460 x 260	600	3	1SL0203A00	1SL0203A00
700 x 590 x 260	600	4	1SL0204A00	1SL0204A00
855 x 590 x 360	750	5	1SL0205A00	1SL0205A00
1005 x 840 x 360	900	6	1SL0206A00	1SL0206A00



Enclosure with Clear Door

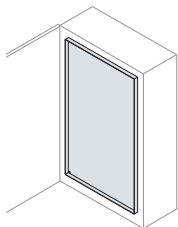
Size HxWxD	Usable Height	Size	Part Number	Product Hierarchy 3100007 Order Code
400 x 335 x 210	300	1	1SL0211A00	1SL0211A00
550 x 460 x 260	450	2	1SL0212A00	1SL0212A00
700 x 460 x 260	600	3	1SL0213A00	1SL0213A00
700 x 590 x 260	600	4	1SL0214A00	1SL0214A00
855 x 590 x 360	750	5	1SL0215A00	1SL0215A00
1005 x 840 x 360	900	6	1SL0216A00	1SL0216A00



Full Mounting Plates

Size HxW	Size	Part Number	Product Hierarchy 3100007 Order Code
285 x 235	1	1SL0259A00	1SL0259A00
435 x 360	2	1SL0260A00	1SL0260A00
585 x 360	3	1SL0261A00	1SL0261A00
585 x 485	4	1SL0262A00	1SL0262A00
735 x 485	5	1SL0263A00	1SL0263A00
885 x 735	6	1SL0264A00	1SL0264A00

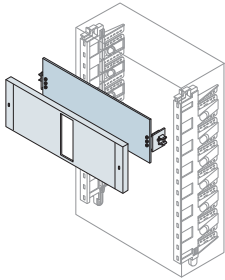
Inner door



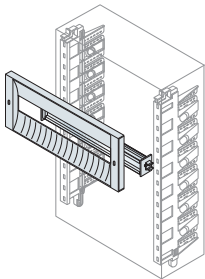
Useful dimensions WxHxD (mm)	Size	No. vertical mod. H=150mm	Part Number	Product Hierarchy 3100007 Order Code
250x300x180	1	2	1SL0251A00	1SL0251A00
375x450x230	2	3	1SL0252A00	1SL0252A00
375x600x230	3	4	1SL0253A00	1SL0253A00
500x600x230	4	4	1SL0254A00	1SL0254A00
500x750x330	5	5	1SL0255A00	1SL0255A00
750x900x330	6	6	1SL0256A00	1SL0256A00

Gemini switchboards

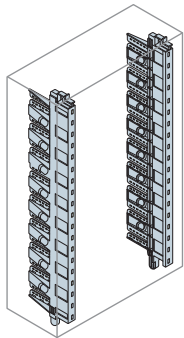
Assembly kits



Kit for Tmax with pre-drilled holes



Installation on DIN rail



Horizontal installation

Fixed circuit-breaker Size with front terminals	No. poles	Dimensions H (mm)	Product Hierarchy 3100007 Order Code		
			2/3	4/5	6
Tmax T1	03/4	150	1SL0336A00	1SL0337A00	1SL0338A00
Tmax T2	03/4	150	1SL0336A00	1SL0337A00	1SL0338A00
Tmax T2 + diff.le	3	300	1SL0370A00	1SL0371A00	1SL0372A00
Tmax T3	03/4	300	1SL0370A00	1SL0371A00	1SL0372A00

Vertical installation

Fixed circuit-breaker Size with front terminals	No. poles	Dimensions H (mm)	Product Hierarchy 3100007 Order Code			
			1	2/3	4/5	6
System Pro M compact modular apparatus		150	1SL0307A00	1SL0308A00	1SL0309A00	1SL0310A00
		225	-	1SL0313A00	1SL0314A00	1SL0315A00
Tmax T1-T2-T3	3/4	225	-	1SL0313A00	1SL0314A00	1SL0315A00

Completion structure

Uprights

- Incorporated vertical wiring duct (ABB patent)
- Snap-on mounting of all components (installation pitch of 75 mm)
- Snap-on insertion into box
- Depth of installed components adjusted at a pitch of 12.5 mm (4 positions for uprights of size 1 and 6 positions for the remaining ones)
- Ergonomic grip to make it easy to insert and extract

Upright with incorporated wiring duct

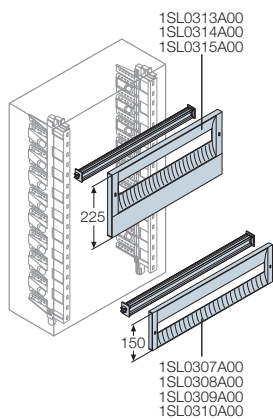
Size	Useful dimensions H (mm)	Product Hierarchy 3100007 Order Code
1	300	1SL0283A00
2	450	1SL0284A00
3	600	1SL0285A00
4/5	750	1SL0286A00
6	900	1SL0287A00

DIN rail Kit

- Front panel + DIN rail complete with supports for press-on fixing onto uprights and adjustable in depth
- Available in two dimensions - 1 module (H 150 mm) and 1+1/2 module (H 225 mm, sizes 2-6)
- Preset for hinging on the two vertical sides
- Snap-on assembly on the uprights (in conformity with the reference Standards, the panel can only be removed using a tool)
- Label-holder box for inserting descriptions of the installed apparatus

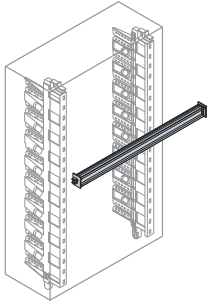
Panel + DIN rail

Size	Panel Dimensions W (mm)	Product Hierarchy 3100007 Order Code
1	300	1SL0307A00
2/3	450	1SL0308A00
4/5	750	1SL0309A00
6	900	1SL0310A00
2/3	450	1SL0313A00
4/5	750	1SL0314A00
6	900	1SL0315A00



Gemini switchboards

Assembly kits

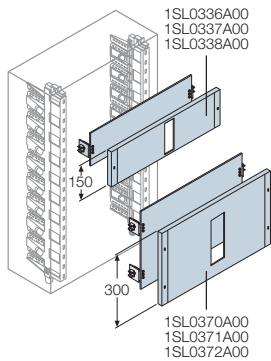


DIN rail

- Two-sided version
- Supplied with mounting supports that snap onto uprights
- Depth adjustment on uprights
- Designed so that rapid Unifix L mounting bars can be snapped on

DIN rail

Size	No. mod. horizontal	Dimensions W (mm)	Product Hierarchy 3100007 Order Code
1	12	210	1SL0290A00
2/3	18	318	1SL0291A00
4/5	24	443	1SL0292A00
6	36	663	1SL0293A00



Completion structure

Kit for installing Tmax moulded-case circuit breakers

- For installing Tmax moulded-case circuit breakers in fixed version with front terminals
- Composed of a plate with special drilled holes and a protection panel with vertical slots that can be hinged on both sides and snap-on mounted (in compliance with reference Standards a tool must be used for removing the panel)
- Available for sizes 2-6
- Version H 150 with drillings for Tmax T1 3 poles (with and without residual current release), Tmax T1 4 poles (with and without residual current release), Tmax T2 3 poles (with and without residual current release), Tmax T2 4 poles (without residual current release)
- Version H 300 with drillings for Tmax T2 4 poles (with residual current release), Tmax T3 3 poles (with and without residual current release), Tmax T3 4 poles (with and without residual current release)
- Snap-on mounting onto uprights with the possibility of adjusting the plate depth.

Plate + panel

Size	Dimensions W (mm)	Product Hierarchy 3100007 Order Code
1 module H=150mm		
2/3	375	1SL0336A00
4/5	500	1SL0337A00
6	700	1SL0338A00
2 modules H=300mm		
2/3	375	1SL0370A00
4/5	500	1SL0371A00
6	700	1SL0372A00

Kit for installing Tmax XT moulded-case circuit breakers

- For installing Tmax moulded-case circuit breakers in fixed version with front terminals
- Composed of a plate with special drilled holes and a protection panel with vertical slots that can be hinged on both sides and snap-on mounted (in compliance with reference Standards a tool must be used for removing the panel)
- Available for sizes 2-6
- Snap-on mounting onto uprights with the possibility of adjusting the plate depth

Panel + plate

Size	Dimensions W (mm)	Product Hierarchy 3100007 Order Code
1 module H=150mm		
2/3	375	1SL0373A00
4/5	500	1SL0374A00
6	700	1SL0375A00
2 modules H=300mm		
2/3	375	1SL0376A00
4/5	500	1SL0377A00
6	700	1SL0378A00

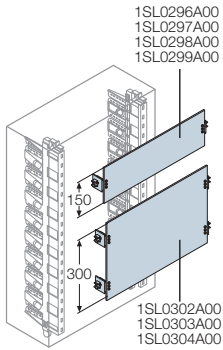
Gemini switchboards

Assembly kits

Completion structure

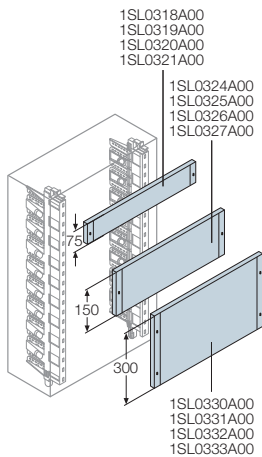
Partial modular plates

- Available in 1 module (H 150 mm) and 2 module (H 300 mm, sizes 2-6) dimensions
- Snap-on mounting onto uprights with depth adjustment



Modular base plate

Size	Dimensions W (mm)	Product Hierarchy 3100007 Order Code
1 module H=150mm		
1	210	1SL0296A00
2/3	318	1SL0297A00
4/5	443	1SL0298A00
6	663	1SL0299A00
2 modules H=300mm		
2/3	318	1SL0302A00
4/5	443	1SL0303A00
6	663	1SL0304A00



Blind front panel

- Available in 1/2 module (H 75 mm), 1 module (H 150 mm) and 2 modules (H 300 mm) dimensions
- H 150 mm and H 300 panels designed to be hinged onto both vertical sides
- Snap-on mounting onto uprights (in compliance with reference Standards a tool must be used for removing the panel)

Blind front panel

Size	Dimensions W (mm)	Product Hierarchy 3100007 Order Code
1/2 module H=75mm		
1	250	1SL0318A00
2/3	375	1SL0319A00
4/5	500	1SL0320A00
6	700	1SL0321A00
1 module H=150mm		
1	250	1SL0324A00
2/3	375	1SL0325A00
4/5	500	1SL0326A00
6	700	1SL0327A00
2 modules H=200mm		
1	250	1SL0330A00
2/3	375	1SL0331A00
4/5	500	1SL0332A00
6	700	1SL0333A00

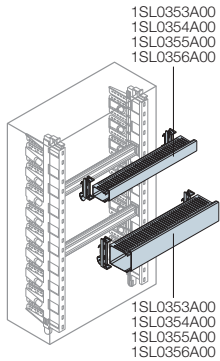
Gemini switchboards

Assembly kits

Completion structure

Wiring kit

- Composed of wiring duct in versions 25x60 mm and 40x60 mm (WxH, 8-12 mm slots) and Fix-O-Rapid device for the rapid snap-on hooking of the ducts on the DIN rail
- Snap-on mounting on uprights with depth adjustment



Wiring duct + Fix-O-Rapid

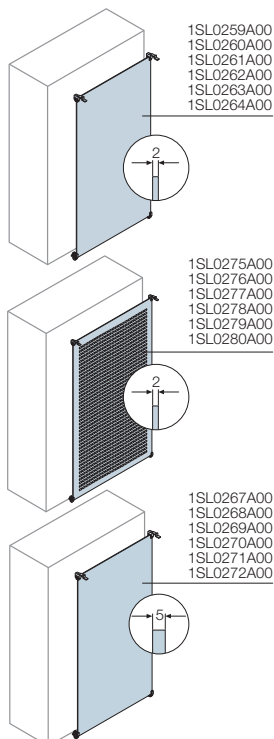
Size	Dimensions W (mm)	Product Hierarchy 3100007 Order Code
Wiring duct 25x60mm		
1	250	1SL0353A00
2/3	375	1SL0354A00
4/5	500	1SL0355A00
6	700	1SL0356A00
Wiring duct 40x60mm		
1	250	1SL0360A00
2/3	375	1SL0361A00
4/5	500	1SL0362A00
6	700	1SL0363A00

Completion structure

Base plates

- Available in three versions made of blank or drilled metal and insulating material
- Positioning at 3 different depths for size 1, 4 different depths for sizes 2-3-4 and 7 different depths for sizes 5-6 (adjustments with 30 mm pitch)
- Supplied with feet and hooks adjustable at three further positions (with 7.5 mm pitch)
- Snap-on mounting
- Plates can also be mounted directly on the base with the special kit

Base plate



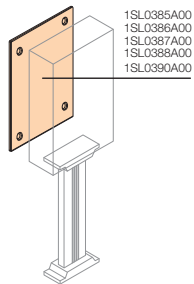
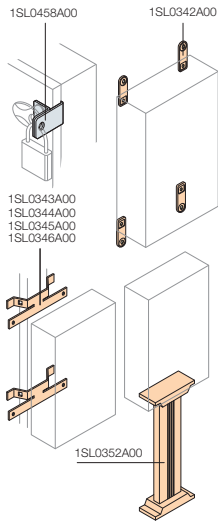
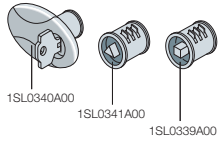
Size	Box dimensions WxHxD (mm)	Product Hierarchy 3100007 Order Code
Blank metal		
1	250x300x180	1SL0259A00
2	375x450x230	1SL0260A00
3	375x600x230	1SL0261A00
4	500x600x230	1SL0262A00
5	500x750x330	1SL0263A00
6	750x900x330	1SL0264A00
Drilled metal		
1	250x300x180	1SL0275A00
2	375x450x230	1SL0276A00
3	375x600x230	1SL0277A00
4	500x600x230	1SL0278A00
5	500x750x330	1SL0279A00
6	750x900x330	1SL0280A00
Insulating material		
1	250x300x180	1SL0267A00
2	375x450x230	1SL0268A00
3	375x600x230	1SL0269A00
4	500x600x230	1SL0270A00
5	500x750x330	1SL0271A00
6	750x900x330	1SL0272A00

Base mounting kit for metal plate

Description	Product Hierarchy 3100007 Order Code
Base mounting kit for metal plate	1SL0383A00

Gemini switchboards

Assembly kits



Locks

Available in three versions with ciphered key and handle, with triangular and square impressions.

Description	Product Hierarchy 3100007 Order Code
Lock with Yale type coded key and handle	1SL0340A00
Lock with triangular impression	1SL0341A00
Lock with square impression	1SL0339A00
Kit for vandalproof closure	1SL0458A00

Mounting elements

Guarantee optimum wall, pole and floor mounting conditions.

Description	Product Hierarchy 3100007 Order Code
(4) horizontal and vertical wall brackets (*)	1SL0342A00
Pole mounting kit for sizes 1 switchboards	1SL0343A00
Pole mounting kit for sizes 2-3 switchboards	1SL0344A00
Pole mounting kit for sizes 4-5 switchboards	1SL0345A00
Pole mounting kit for size 6 switchboards	1SL0346A00
Floor mounting pedestal for sizes 1-4	1SL0352A00

(*) types of inserts are provided to adapt the \varnothing 6 and 8 mm fixing brackets.

Base cover

For aesthetic as well as functional purposes, in particular for pedestal installations.

Description	Product Hierarchy 3100007 Order Code
Back plugging plate	1SL0342A00
Back plugging plate	1SL0343A00
Back plugging plate	1SL0344A00
Back plugging plate	1SL0345A00
Back plugging plate	1SL0346A00
Back plugging plate	1SL0352A00

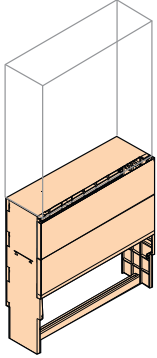
Gemini switchboards

Assembly kits

Accessories

Pedestal

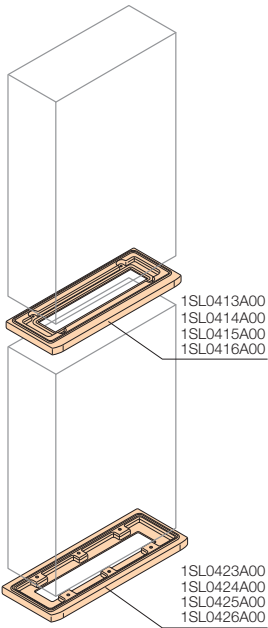
This enables the Gemini switchboard to be secured to the ground without the need to build plinths or foundations in cement since it is the pedestal that is buried.



Size	Description	Product Hierarchy 3100007 Order Code
4	Gemini Pedestal size 4	1SL0464A00
5	Gemini Pedestal size 5	1SL0465A00
6	Gemini Pedestal size 6	1SL0466A00

Coupling kit

Follows the aesthetic outline of the boxes. On request, contact ABB for minimum order quantities.



Size	Description	Product Hierarchy 3100007 Order Code
2/3	Vertical coupling kit for sizes	1SL0413A00
4	Vertical coupling kit for sizes	1SL0414A00
5	Vertical coupling kit for sizes	1SL0415A00
6	Vertical coupling kit for sizes	1SL0416A00

Bottom base H 30

For fixing the Gemini switchboard directly to the floor.

Size	Description	Product Hierarchy 3100007 Order Code
2/3	Bottom base	1SL0423A00
4	Bottom base	1SL0424A00
5	Bottom base	1SL0425A00
6	Bottom base	1SL0426A00

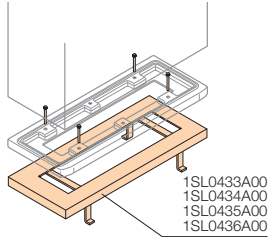
Gemini switchboards

Assembly kits

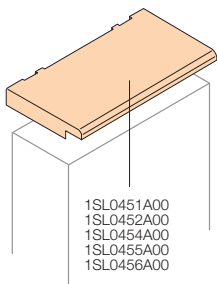
Accessories

Fixed frame

In combination with bottom base H 30. For fixing onto poured concrete floors and bases.



Size	Description	Product Hierarchy 3100007 Order Code
2/3	Frame for fixing to floor	1SL0433A00
4	Frame for fixing to floor	1SL0434A00
5	Frame for fixing to floor	1SL0435A00
6	Frame for fixing to floor	1SL0436A00

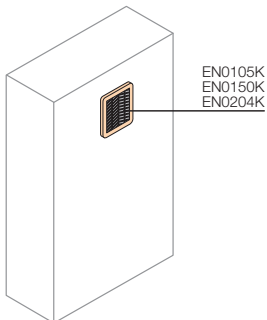


Full covers

Description	Product Hierarchy 3100007 Order Code
Full cover for size 1 switchboards	1SL0451A00
Full cover for size 2-3 switchboards	1SL0452A00
Full cover for size 4 switchboards	1SL0454A00
Full cover for size 5 switchboards	1SL0455A00
Full cover for size 6 switchboards	1SL0456A00

Ventilation kit IP21/54

- Composed of plastic grilles (ABS self-extinguishing UL94V0) and filter
- Degree of protection without filter IP21
- Degree of protection with filter IP54
- Equipped with pre-mounted gasket



Description	Dimensions WxW (mm)	Product Hierarchy 3100007 Order Code
Grille + air filter kit	105x105	EN0105K
Grille + air filter kit (cannot be used with Size 1)	150x150	EN0150K
Grille + air filter kit (cannot be used with Size 1)	204x204	EN0204K

Screws not included, use 4 self-tapping screws 2.9x13 or order Code 1SL0384A00

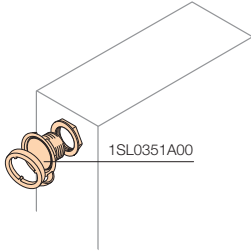
Gemini switchboards

Assembly kits

Accessories

Anti-condensation kit

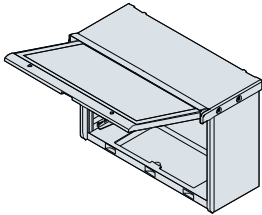
- Kit made of special material to prevent condensation from forming inside the switchboard: it includes GORE™ MEMBRANE VENTING
- Impermeable to water (pressure): 0.6 bar/60 sec.
- Air flow: 400 ml/min. (dp = 70 mbar)
- 1 kit for sizes 1-2, 2 kits for sizes 3-4 and 3 kits for sizes 5-6 are recommended to guarantee adequate dissipation. In any case the number of kits to be installed depends on the number and type of devices installed inside the switchboard.



Description	Product Hierarchy 3100007 Order Code
Anti-condensation kit	1SL0351A00

Horizontal Gemini kit

Kit to use for opening switchboard upwards in correct manner.



Description	Product Hierarchy 3100007 Order Code
Horizontal Gemini Kit size 2	1SL0470A00
Horizontal Gemini Kit size 3/4	1SL0471A00
Horizontal Gemini Kit size 5	1SL0472A00
Horizontal Gemini Kit size 6	1SL0473A00


Other accessories

Description	Product Hierarchy 3100007 Order Code
Universal drill bit	12 849
Module covers in grey RAL 7035, 4 modules	12 863
Deep adapters	12 851
Small bag containing base plates	1SL0380A00
Small bag containing DIN supports	1SL0381A00
Small bag containing partial plate	1SL0382A00
Small bag containing screws and inserts	1SL0397A00
Small bag containing ventilation kit fastening screws	1SL0384A00
Spare spanner	1SL0457A00

Mistral 65

Double insulated enclosures

The new System pro E comfort MISTRAL65 series gives you the freedom and flexibility to install almost any kind of electrical distribution system in industrial, commercial or residential environments. These IP65-rated units have been designed from scratch to enhance the unique features you expect from ABB in terms of versatility, efficiency and safety. Everything about the new System pro E comfort MISTRAL65 series has been designed to make installation easier, allowing you to set up high quality distribution and control that look great anywhere.



Invisible cable entry and exit

As well as side knockouts for cable entry and exit, units can be supplied with cable entries and exits at both the top and the bottom.




More internal space

Internal spaces have been created to make cabling even easier, with cable clips and holes for fastening wires to the frame with simple cable ties.



Easy installation of extra modules

Additional modules can be installed by removing two pretrimmed elements. This offers an easy and tidy solution when there are unforeseen installation requirements.

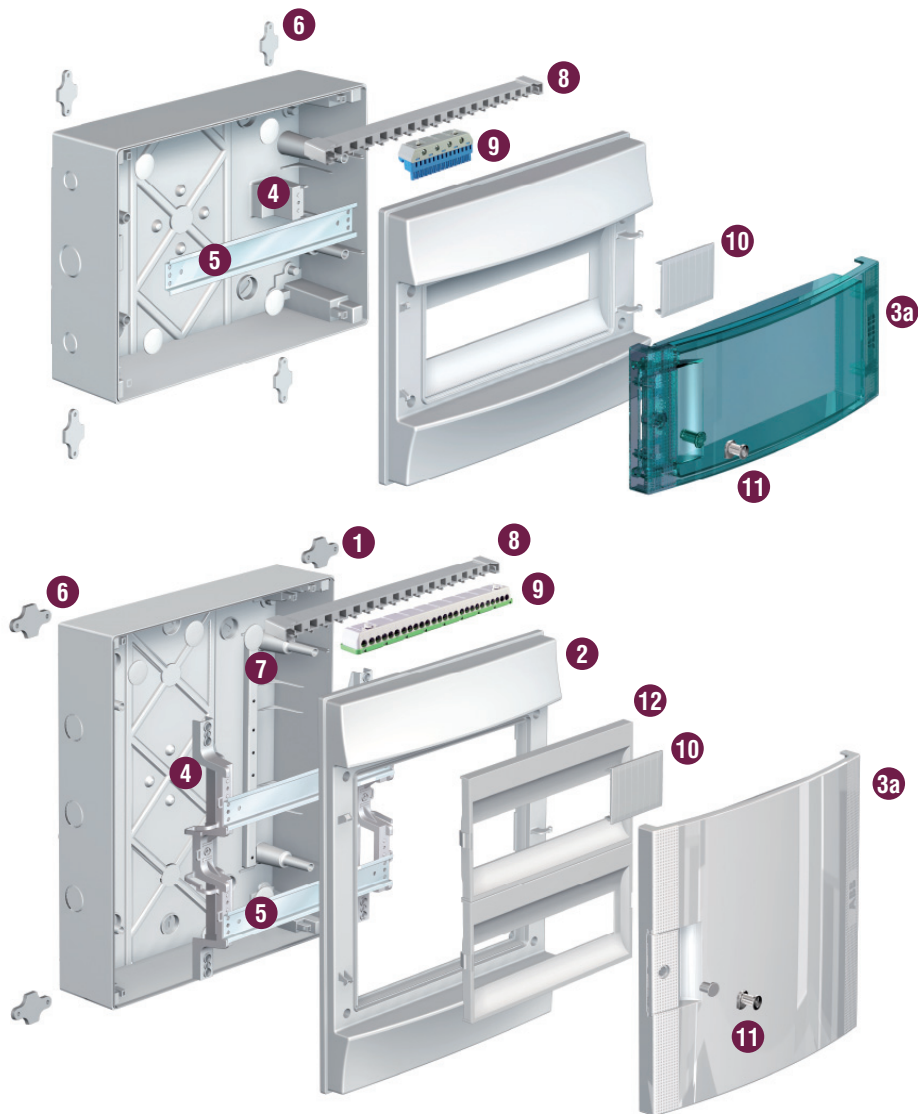


New generation terminals


The new System pro E comfort MISTRAL® range of consumer units is amended with a wide, completely new ABB terminal blocks. To different versions offer screw and spring fast coupling for easy and effective cabling up to 63A or 100A.

Mistral 65

Double insulated enclosures



- | | |
|---|--|
| <ul style="list-style-type: none"> 1. Box for wall mounting 2. Reversible front panel 3. a) Transparent door b) Opaque door RAL7035 4. Fixed support for DIN rail | <ul style="list-style-type: none"> 5. DIN rail 6. Wall brackets 7. Plugs, protection class II 8. Jumper for terminals 9. Quick coupling terminals |
|---|--|



Protected trunking entry

The new polycarbonate accessory for trunking entry can be positioned at the top or bottom of the consumer unit, connecting and protecting the conductor bundles. A series of internal knockouts allows it to house any type of trunking.



Aesthetically clean installation

Interior slots allow the unit to be fixed to the wall at points that cannot be seen from the outside, making for an aesthetically clean installation. Special snap-in closure plugs guarantee class II protection (double insulation).



Optional door lock

The standard door with ergonomic handle, key lock on request. This ensures only authorised people have access and prevents tampering or incorrect operation.




Variable distance between DIN rails

To create space at the top or bottom of the consumer unit, the central distance between the DIN rails can be modified from the standard 150 mm to 125 mm. The front panel can be removed, reversed and reinstalled with a simple click.

Mistral 65

Double insulated enclosures



Transparent door

Opaque door




Enclosure with opaque door	Rows	Dimensions mm			Product Hierarchy 3100007 Order Code
		Width	Height	Depth	
650 Opaque door 4M	1	152	202	117	1SL1100A00
650 Opaque door 8M	1	232	250	154	1SL1101A00
650 Opaque door 12M	1	320	250	155	1SL1102A00
650 Opaque door 18M	1	430	250	155	1SL1103A00
650 Opaque door 24M	2	320	435	155	1SL1104A00
650 Opaque door 36M 2F	2	430	435	155	1SL1105A00
650 Opaque door 36M 3F	3	320	435	155	1SL1106A00
650 Opaque door 48M	4	320	735	155	1SL1107A00
650 Opaque door 54M	5	430	600	155	1SL1108A00
650 Opaque door 72M	6	430	735	155	1SL1109A00

Enclosure with transparent door	Rows	Dimensions mm			Product Hierarchy 3100007 Order Code
		Width	Height	Depth	
650 Transparent door 4M	1	152	202	117	1SL1200A00
650 Transparent door 8M	1	232	250	154	1SL1201A00
650 Transparent door 12M	1	320	250	155	1SL1202A00
650 Transparent door 18M	1	430	250	155	1SL1203A00
650 Transparent door 24M	2	320	435	155	1SL1204A00
650 Transparent door 36M 2F	2	430	435	155	1SL1205A00
650 Transparent door 36M 3F	3	320	435	155	1SL1206A00
650 Transparent door 48M	4	320	735	155	1SL1207A00
650 Transparent door 54M	5	430	600	155	1SL1208A00
650 Transparent door 72M	6	430	735	155	1SL1209A00
750 Transparent door 4M	1	152	202	117	1SL1210A00
750 Transparent door 8M	1	232	250	154	1SL1211A00
750 Transparent door 12M	1	320	250	155	1SL1212A00
750 Transparent door 18M	1	430	250	155	1SL1213A00
750 Transparent door 24M	2	320	435	155	1SL1214A00
750 Transparent door 36M 2F	2	430	435	155	1SL1215A00
750 Transparent door 36M 3F	3	320	600	155	1SL1216A00
750 Transparent door 48M	4	430	600	155	1SL1217A00
750 Transparent door 54M	5	320	735	155	1SL1218A00
750 Transparent door 72M	4	430	735	155	1SL1219A00



Two DIN positions

The frame has two DIN rail positions so accessories of different depths, like MCCBs, can be installed in perfect alignment.



Easy installation of non-standard devices

The flexibility of the frame allows easy installation of devices with above standard depth like high performance MCCBs.



Compatible with standard modular devices

The first depth allows the installation of standard products. These include most modular devices currently on the market.

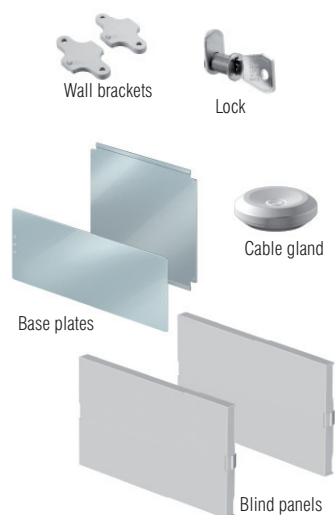


Non-modular equipment

Accessories like blind panels and base plates enable the installation of other types of devices, in addition to modular DIN products, on the front of the panel. These include control buttons and indicator lights.


Mistral 65

Double insulated enclosures



Accessories

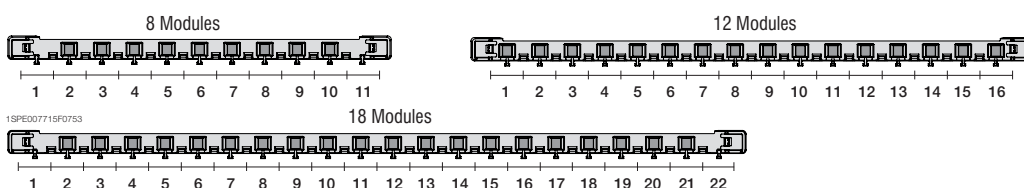
	Product Hierarchy 3100007 Order Code
Wall fixing brackets (4 pcs) MISTRAL65	1SL1927A00
Lock with key MISTRAL65	1SL1931A00
Cable gland Ø 16	1SL1935A00
Cable gland Ø 20	1SL1936A00
Cable gland Ø 25	1SL1937A00
Cable gland Ø 32	1SL1938A00
Metal base plate 12M Mistral65	1SL1920A00
Metal base plate 2x12M Mistral65	1SL1921A00
Metal base plate 18M Mistral65	1SL1922A00
Metal base plate 2x18M Mistral65	1SL1923A00
Central blind panel 12M Mistral65	1SL1945A00
Blind panel 12M Mistral65	1SL1946A00
Central blind panel 18M Mistral65	1SL1947A00
Blind panel 18M Mistral65	1SL1948A00



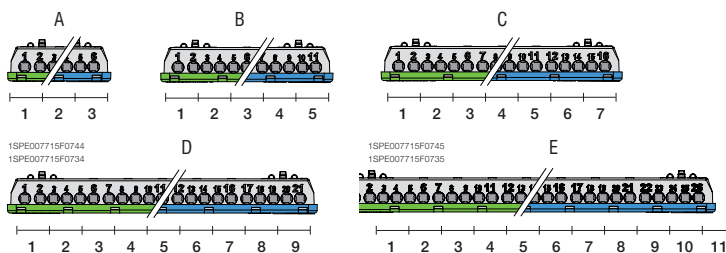
Terminal blocks

	Product Hierarchy 3100007 Order Code	
Terminal block N 3*16mm ² +3*6mm ²	A	1SPE007715F0731
Terminal block N 5*16mm ² +6*6mm ²	B	1SPE007715F0732
Terminal block N 7*16mm ² +9*6mm ²	C	1SPE007715F0733
Terminal block N 9*16mm ² +12*6mm ²	D	1SPE007715F0734
Terminal block N 11*16mm ² +15*6mm ²	E	1SPE007715F0735
Terminal block PE 3*16mm ² +3*6mm ²	A	1SPE007715F0741
Terminal block PE 5*16mm ² +6*6mm ²	B	1SPE007715F0742
Terminal block PE 7*16mm ² +9*6mm ²	C	1SPE007715F0743
Terminal block PE 9*16mm ² +12*6mm ²	D	1SPE007715F0744
Terminal block PE 11*16mm ² +15*6mm ²	E	1SPE007715F0745
Terminal carrier, 8 modules		1SPE007715F0751
Terminal carrier, 12 modules		1SPE007715F0752
Terminal carrier, 18 modules		1SPE007715F0753

Terminal Carrier



Terminal Blocks



Europa series Modular Units IP65



Technical characteristics

- protection degree IP 65
- insulation class II
- available in the versions with opaque and transparent, smoky vertically hinged doors
- available in RAL 7035 grey
- in polycarbonate material, self-extinguishing and resistant to abnormal heat and fire up to 960 °C (glow wire test) in compliance with IEC 60695-2-1 Standard
- operating temperature from -25 °C to +115 °C
- shock resistance 20 Joules (IK level 10)
- high resistance to UV rays
- perfectly symmetrical switchboards with the possibility of attaching the door hinge onto the front (by means of the special articulated screws supplied) on the right or left with 140° opening
- doors designed to take lock with coded key, code 12866
- designed for the insertion of an extractable frame with pre-drilled panelling for mounting 100, 125 and 160 A circuit breakers
- all models (except for code 12764 and 12784) are fitted with one rigid and one bimaterial flange to facilitate insertion of conduits and cables
- switchboards made and produced in compliance with CEI 23-48, CEI 23-49 and IEC 60670 Standards
- switchboards are supplied complete with:
 - 4 screw-cover caps to guarantee
 - accessories for hinging the front part
 - 1 certification plate
 - instruction sheet

Number of modules	Size W x H x D	Product Hierarchy 3100007 Order Code	
		Solid Door	Clear Door
IP65 Polycarbonate			
4	140 x 220 x 140	12764	12784
8	205 x 220 x 140	12768	12788
12	275 x 220 x 140	12772	12792
18	380 x 570 x 140	12778	12798
24	275 x 370 x 140	12774	12794
36	275 x 570 x 140	12776	12796



Europa series

Modular Units IP65

Accessories



Description	Number of modules	For switchboards	Product Hierarchy 3100007 Order Code
Kit for modular for circuit breakers Circuit breakers 100, 125, 160A on DIN rail	12 modules for 1 row	12774 - 12794	12820
	24 modules for 2 rows	12776 - 12796	12821
	36 modules for 3 rows	12778 - 12798	12882
DIN section bars Complete with screws	-	12764 - 12784	12852
	-	12768 - 12788	12854
	-	12772 - 12792	12855
	-	12774 - 12794	
	-	12776 - 12796	
-	12778 - 12798	12856	
Base plates Aluminium plated metal	-	12764 - 12784	12842
	-	12768 - 12788	12844
	-	12772 - 12792	12845
	-	12774 - 12794	12846
	-	12776 - 12796	12847
	-	12778 - 12798	12848
Base plates Insulated material	-	12764 - 12784	12832
	-	12768 - 12788	12834
	-	12772 - 12792	12835
	-	12774 - 12794	12836
	-	12776 - 12796	12837
	-	12778 - 12798	12838
Inner doors	-	12774 - 12794	12825
	-	12776 - 12796	12826
	-	12778 - 12798	12826
Modular covers	1 module	-	12861
	4 modules	-	12863
Wall brackets	-	-	12858
Key lock	-	-	12866
Universal cutter	-	-	12894
Spare doors Transparent smoked	-	12764 - 12784	12578
	-	12768 - 12788	12579
	-	12772 - 12792	12580
	-	12774 - 12794	12581
	-	12776 - 12796	12582
	-	12778 - 12798	12583
Spare doors Opaque grey	-	12764 - 12784	12568
	-	12768 - 12788	12569
	-	12772 - 12792	12570
	-	12774 - 12794	12571
	-	12776 - 12796	12572
	-	12778 - 12798	12573
Semi flush mounting frames	-	12764 - 12784	12590
	-	12768 - 12788	12591
	-	12772 - 12792	12592
	-	12774 - 12794	12593
	-	12776 - 12796	12594
	-	12778 - 12798	12595
Plastic spacer	20 modules H30	-	12851
Spare flanges	-	12768 - 12788 bi-material	12600
	-	12772 - 12792 bi-material	12601
	-	12774 - 12794 bi-material	
	-	12776 - 12796 bi-material	
	-	12778 - 12798	12602
	-	rigid flange 8 modules per row	1SL0550A00
	-	rigid flange 12 modules per row	1SL0551A00
-	rigid flange 18 modules per row	1SL0552A00	

Europa series

Junction boxes IP44 & IP55 in thermal plastic



Technical characteristics

- protection degree:
 - IP 44 for press-on lid boxes
 - IP 55 for screw-on lid boxes
- available in RAL 7035 grey
- boxes with press-on lids in thermoplastic material, self-extinguishing in compliance with UL 94 HB Standard and resistant to abnormal heat and fire up to 650 °C (glow wire test) in compliance with IEC 60695-2-1 Standard
- boxes with opaque screw-on lids in thermoplastic material, self-extinguishing in compliance with UL 94 V-0 Standard and resistant to abnormal heat and fire up to 960 °C (glow wire test) in compliance with IEC 695-2-1 Standard
- boxes with screw-on covers in transparent polycarbonate material, self-extinguishing in compliance with UL 94 V-2 Standard and resistant to abnormal heat and fire up to 960 °C (glow wire test) in compliance with IEC 60695-2-1 Standard
- operating temperature from -25 °C to +75 °C
- IP 44 and IP 55 junction boxes in thermoplastic material obtained the IMQ mark of approval IMQ mark
- shock resistance 6 Joules
- high resistance to heat and chemical and atmospheric agents
- wide range with press on lids, lids with stainless steel screws and lids with rapid-pitch, safety screws in thermoplastic insulating material
- boxes with protection degree IP 55 are composed of a patented lid produced in a single pressing phase together with its seal
- all the boxes with cable-way inlets are suitable to be installed with mini-trunkings by using special connectors ABB
- when fitted with special housings, the base of the box can be equipped with terminals and various accessories
- boxes measuring 160x135, 220x170 and 310x240 mm can be mounted on the wall with brackets code 12 858
- junction boxes made in compliance with CEI 23-48 and IEC60 670 Standards

IP44 Thermoplastic Box



Size	Description	Product Hierarchy 3100007 Order Code	
		650° C	960° C
ø65 - H35	round with glands & press on lid	00800	1SL0900A00
ø80 - H40		00802	1SL0901A00
65 x 65 x 32	square with glands & press on lid	00808	1SL0902A00
80 x 80 x 40		00810	1SL0903A00

IP55 Thermoplastic Box



100 x 100 x 50	with 1/4 turn screws and glands	00816	1SL0816A00
105 x 70 x 50		00820	1SL0820A00
100 x 100 x 80		00821	1SL0821A00
153 x 110 x 66		00822	1SL0822A00
160 x 135 x 77*		00824	1SL0824A00
220 x 170 x 80*	00826	1SL0826A00	
310 x 240 x 110*	00828	1SL0828A00	
100 x 100 x 50	with 1/4 turn screws and smooth sides	00846	1SL0846A00
105 x 70 x 50		00850	1SL0850A00
100 x 100 x 80		00851	1SL0851A00
151 x 108 x 66		00852	1SL0852A00
160 x 135 x 77*		00854	1SL0854A00
220 x 170 x 80*	00856	1SL0856A00	
310 x 240 x 110*	00858	1SL0858A00	
153 x 110 x 66	with 1/4 turn screws with smooth sides & transparent lid	00872	1SL0872A00
160 x 135 x 70*		00874	1SL0874A00
220 x 170 x 80*		00876	1SL0876A00
310 x 240 x 110*		00878	1SL0878A00

*Can be wall-mounted using wall brackets code 12858

Europa series

Junction boxes IP44 & IP55 in thermal plastic

IP55 Thermoplastic Box



Size	Description	Product Hierarchy 3100007 Order Code	
		650° C	960° C
100 x 100 x 50	with 1/4 turn screws and glands	00816	1SL0816A00
105 x 70 x 50		00820	1SL0820A00
100 x 100 x 80		00821	1SL0821A00
151 x 110 x 66		00822	1SL0822A00
100 x 100 x 50	steel screws and smooth sides	00846	1SL0846A00
105 x 70 x 50		00850	1SL0850A00
100 x 100 x 80		00851	1SL0851A00
151 x 108 x 66		00852	1SL0852A00
153 x 110 x 66	with smooth sides and transparent high screw-on lid	00872	1SL0872A00

IP55 Thermoplastic Box - GWT 650 °C



160 x 135 x 150	with plastic 1/4 turn screws with glands high lid	008300	1SL0830A00
220 x 170 x 150		008320	1SL0832A00
310 x 240 x 160		008340	1SL0834A00

IP65 Thermoplastic Box - GWT 650 °C halogen free



160 x 135 x 150	with smooth walls & high screw-on lid	008600	1SL0860A00
220 x 170 x 150		008620	1SL0862A00
310 x 240 x 160		008640	1SL0864A00
160 x 135 x 150*	With smooth sides and transparent high screw-on lid	008800	1SL0880A00
220 x 170 x 150*		008820	1SL0882A00
310 x 240 x 160*		008840	1SL0884A00

(*) Can be wall-mounted using wall brackets code 12858.

IP55 Thermoplastic Box - GWT 960 °C



160 x 135 x 150	with plastic 1/4 turn screws with glands high lid	009300	1SL0930A00
220 x 170 x 150		009320	1SL0932A00
310 x 240 x 160		009340	1SL0934A00

IP65 Thermoplastic Box - GWT 960 °C




160 x 135 x 150	with plastic 1/4 turn screws with glands high lid	009600	1SL0960A00
220 x 170 x 150		009620	1SL0962A00
310 x 240 x 160		009640	1SL0964A00
160 x 135 x 150*	With smooth sides and transparent high screw-on lid	009800	1SL0980A00
220 x 170 x 150*		009820	1SL0982A00
310 x 240 x 160*		009840	1SL0984A00

(*) Can be wall-mounted using wall brackets code 12858.

Europa series

Junction boxes IP44 & IP55 in thermal plastic



Metal Mounting Plate

For Enclosure Type

For Enclosure Type	Part Number	Product Hierarchy 310007 Order Code
00824 - 00830 - 00874 - 00854 - 00860 - 00880	00900	00900
00826 - 00832 - 00876 - 00856 - 00862 - 00882	00902	00902
00828 - 00834 - 00878 - 00858 - 00864 - 00884	00904	00904



Cable clamps IP55

For conduit size diameter

20mm	00908	00908
25mm	00910	00910
32mm	00912	00912



Compression glands IP67

For conduit size diameter

16mm	00430	00430
20mm	00431	00431
25mm	00432	00432
32mm	00433	00433
40mm	00434	00434
50mm	00435	00435



Unions IP55

For conduit size diameter

23mm	13874	13874
28.5mm	13875	13875
37mm	13878	13878



Wall Mounting Brackets

For Enclosure Type

Fits All	12858	12858
----------	-------	-------

Europa series

Junction boxes IP65 in polycarbonate



Technical characteristics

- protection degree:
- protection degree IP 65
- insulation class II
- available in RAL 7035 grey
- in polycarbonate material, self-extinguishing and resistant to abnormal heat and fire up to 960 °C (glow wire test) in compliance with IEC 60695-2-1 Standard
- operating temperature from -25 °C to +115 °C
- shock resistance 20 Joules (IK level 10)
- high resistance to UV rays
- perfectly symmetrical junction boxes with possibility of attaching the lid hinges, (using the special articulated screws supplied) on the right or left with 140° opening
- boxes code 12 808, 12 812, 12 814, 12 816 and 12 818 fitted with one rigid and one bi-material flange for facilitated input of conduits and cables
- junction boxes produced in compliance with CEI 23-48 and IEC 60 670 Standards
- boxes are supplied complete with:
 - 4 screw-cover caps to guarantee
 - accessories for attaching the hinges on the front
 - 1 certification plate
 - instruction sheet



IP65 Polycarbonate Enclosure

Type	Size H x W x D	Product Hierarchy 3100007 Order Code
Polycarbonate enclosure	220 x 140 x 140	12804
	220 x 205 x 140	12808
	220 x 275 x 140	12812
	370 x 275 x 140	12814
	570 x 275 x 140	12816
	570 x 380 x 140	12818

Mounting Plates

Type	For Enclosure Type	
Aluminium plated metal	12804	12842
	12808	12844
	12812	12845
	12814	12846
	12816	12847
	12818	12848
Insulated	12804	12832
	12808	12834
	12812	12835
	12814	12836
	12816	12837
	12818	12838



Wall Mounting Brackets

For Enclosure Type		
Fits All	12858	12858



DIN rails

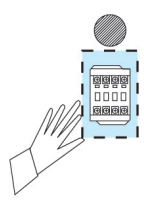
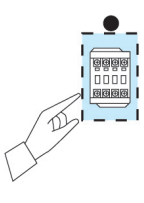
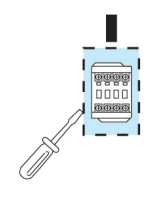
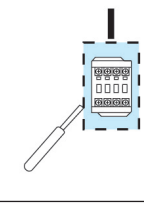


For Enclosure Type		
12804		12852
12808		12854
12812 - 12814 - 12816		12855
12818		12856




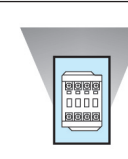


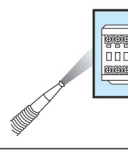
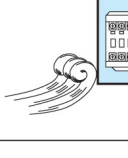
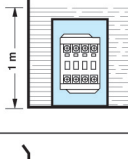

Enclosures IP Ratings

IP

Protection against solid objects

0	No protection	
1	Protected against solid objects up to 50mm eg. accidental touch by hands	
2	Protected against solid objects up to 12mm eg. fingers	
3	Protected against solid objects over 2.5mm (tools + wires)	
4	Protected against solid objects up to 1mm (tools wires + small wires)	
5	Protected against dust (no harmful deposit)	
6	Totally protected against dust	

Protection against liquids

0	No protection	
1	Protected against vertically falling drops of water eg. condensation	
2	Protected against direct sprays of water up to 15° from vertical	
3	Protected against direct sprays of water up to 60° from vertical	
4	Protected against sprays of water from all directions	
5	Protected against low pressure jets of water from all directions	
6	Protected against strong jets of water eg. for use on ship decks	
7	Protected against the effects of immersion between 15cm and 1m.	
8	Protected against long periods of immersion under pressure	

Contact us

ABB Ltd

Tower Court
Foleshill Enterprise Park
Courtaulds Way
Coventry CV6 5NX

Tel: 0333 999 9900

Fax: 0333 999 9901

Email: LV.Enquiries@gb.abb.com

Twitter: @ABBUKLP

www.abb.co.uk/lowvoltage

Note: We reserve the right to make technical changes or modify the contents of this document without prior notice. With regard to purchase orders, the agreed particulars shall prevail. ABB Ltd does not accept any responsibility whatsoever for potential errors or possible lack of information in this document.

We reserve all rights in this document and in the subject matter and illustrations contained therein. Any reproduction, disclosure to third parties or utilization of its contents – in whole or in parts – is forbidden without prior written consent of ABB Ltd.

Copyright © 2015 ABB Ltd
All rights reserved