

# Storm™ 1500

Designed, Developed & Manufactured in the UK



## Colour Finish



Grey  
WP15/**W**

## LED Types

- LED 3000.
- LED 4500.
- LED 6000.

## Materials

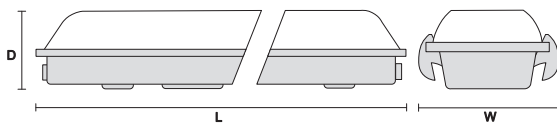
- Body: Vandal resistant polycarbonate self-extinguishing fire properties in Grey.
- Diffuser: Vandal resistant polycarbonate in opal, with self-extinguishing fire properties.

## Installation

- Ceiling mount.
- Multiple knockouts.
- Stainless steel toggle clips as standard.

## Standards

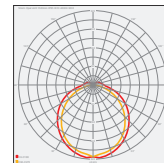
- IP65.
- 20 Joules of impact resistance (IK10).
- 'F' Mark.
- CE.
- BS EN 60598.
- Class I.



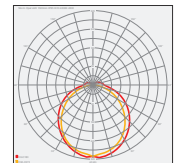
## Size

Length	1515mm
Width	116mm
Depth	74mm
Clips	8

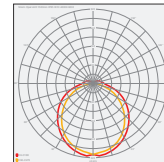
WP15/WL4LED3000



WP15/WL4LED4500



WP15/WL4LED6000



Code	Colour	Diffuser	Colour Temp.	System Power	Delivered Lumens	Efficacy
WP15/WL4LED3000	Grey	Premium Opal	4000 K	35 W	3713 lm	106 lm/W
WP15/WL4LED4500	Grey	Premium Opal	4000 K	34 W	4293 lm	126 lm/W
WP15/WL4LED6000	Grey	Premium Opal	4000 K	62 W	6500 lm	104 lm/W

Code options (add suffix to code)



3 Hour Maintained Emergency  
**M** (329 lm)



e-Motion™ Microwave Master Dim  
**-CFP**



DALI / DSI Dim  
**-DDD**



Analogue Dim  
**-DA**



Microwave On/Off  
**-9**



e-Motion™ Microwave Slave Dim  
**-CFS**



Switch Dim  
**-DD**



Self-Test Emergency Prefix  
**WP15ST/ Suffix M**