



COLLINGWOOD
LIGHTING

FEATURES & BENEFITS

- Adjustable LED fitting to $\pm 20^\circ$
- Installation tube included
- 10mm toughened glass, ideal for use in driveways
- Full RGBW colour range
- Separate white LED for permanent use
- Compatible with a large range of controllers

GL008RGBW

Twin drive over, colour change LED ground light with white LED (25W max.)



RGBW



Protected against temporary immersion



3-year extended warranty available



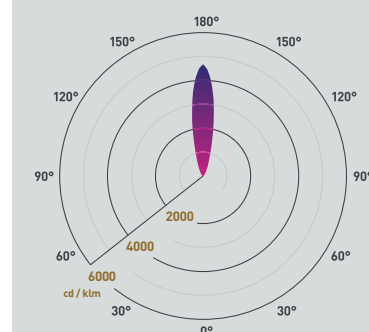
Patent information: collingwoodlighting.com/patent



ZONE

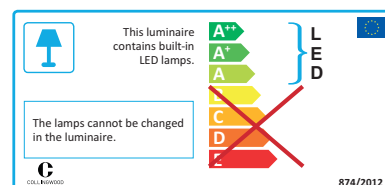
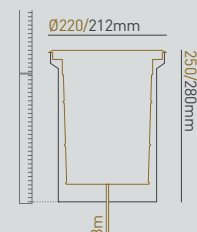


L50, B50



4000K 25°

Additional diagrams available at collingwoodlighting.com



874/2012

PHOTOMETRICS @ 25°C

Colour	Beam angle	Product code	W	CRI	lm	lm/W	lx at 1m
4000K	25°	GL008RGBW	6.6	>80Ra	360	55	1701
Red	25°		4.8	-	261	54	1069
Green	25°		6.6	-	416	63	1881
Blue	25°		6.6	-	68	10	33

GENERAL

Construction material	Stainless steel 304 (cover ring only) / aluminium (body)
Drive over / walk over	Drive over, 10mm tempered glass (15mph max), static load 2000kg / 20KN

WIRING

Cable / flying lead	3m CR575RGBW (outside diameter: 7.4mm)
Type of wiring required	N/A (1 per power repeater)

LED DRIVERS (power repeaters)

Bathroom zone applicable to fitting only

Product code	mA	SELV	Dimming	Bathroom zone	Min	Max
PR3011	350	-	Yes	1	1	1

For LED driver bathroom zone & additional LED drivers see page 264

ACCESSORIES

For complete range of colour change controllers see page 236-241

Product code	Description	
Installation tube included		
JB7	5-pole IP68 inline connector	281
CR575RGBW	5-core PVC cable	263