




COLLINGWOOD
LIGHTING



FEATURES & BENEFITS

- › Equivalent to 20W halogen
- › Straight to mains for easy installation and retrofitting
- › Installation tube included
- › 1m H05RN-F rubber cable attached for permanent use outdoors



GL034A

Straight to mains hooded LED wall / ground light

IP67 Protected against temporary immersion **G** 7-year extended warranty available

Patent information: collingwoodlighting.com/patent ZONE L70, B10 3SDCM

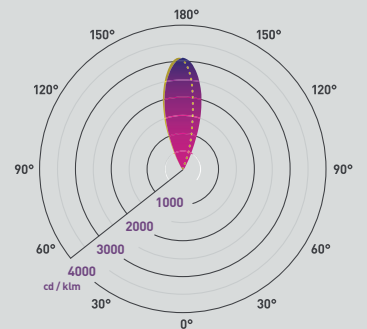
PHOTOMETRICS @ 25°C						
Colour	Beam angle	Product code	CRI	lm	lm/W	lx at 1m
4000K	38°	GL034A NW	>70Ra	193	54	478
3000K	38°	GL034A WW	>80Ra	121	34	186

GENERAL	
Construction material	Stainless steel 316 (top) / aluminium (body)
Inrush current	9A 0.8ms

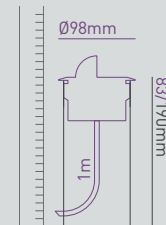
WIRING	
Cable / flying lead	1m (H05RN-F) rubberised cable (outside diameter: 7mm)
Type of wiring required	Parallel (mains) 220-240V AC, 50-60Hz

LED DRIVERS					
Product code	mA	Dimming	Bathroom zone	Min	Max
N/A (integrated SELV driver)	-	No	2	-	-

ACCESSORIES		
Product code	Description	
Installation tube included		
JB5	Gel filled junction box	281
WC 5-9	Quick release waterproof joint	280



4000K 38° C0/C180 / 4000K 38° C90/C270
Additional diagrams available at collingwoodlighting.com



This luminaire contains built-in LED lamps. The lamps cannot be changed in the luminaire.

Energy efficiency class: A+ (LED)

874/2012