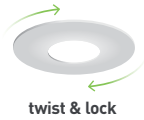




COLLINGWOOD  
LIGHTING



NEW



FEATURES & BENEFITS

- High efficacy 107lm/W (4000K)
- Uses latest single source technology to replicate traditional halogen look
- 55° beam angle offers superior vertical illumination and allows for larger spacing between downlights
- High lumen output suitable for high ceilings
- Low profile of only 50mm
- Push-fit terminal connector included
- Slimline twist & lock bezels (sold separately)
- Flexible driver position for easy installation

H2 Pro 700

Dimmable, fire-rated LED downlight

- IP65\*** Suitable for use in bathrooms
- T** Push-fit terminal connector included
- EM** Emergency versions available
- 100lm/W+** High efficacy
- G** 7-year extended warranty available

- 55°
- 7W
- 240V
- 864-72
- 40°C
- 40°C
- DIM
- 360g
- 1+
- 70,000h
- 3SDCM

\* IP65 (front) / IP20 (back) | \* Ceiling only | Patent information: [collingwoodlighting.com/patent](http://collingwoodlighting.com/patent)

PHOTOMETRICS @ 25°C

Colour	Beam angle	Product code	CRI	lm	lm/W	lx at 1m
4000K	55°	DLT2425540	>80Ra	750	107	604
3000K	55°	DLT2425530	>80Ra	700	100	564
2700K	55°	DLT2425527	>80Ra	700	100	564

EMERGENCY PACK SERVICE OPTION

Approx 25% light output compared to normal running. Refer to LEDEP06 specification sheet for more information

For 3hr emergency pack service option suffix partcode with **EM**. eg. DLT2425540 becomes DLT2425540EM

GENERAL

Building regulations	Part B (fire protection), C (moisture protection), E (acoustic protection), P (electrical safety) and L (conservation of energy - 2014 regulations)
Construction material	Mild steel / PC VO Rated
Flicker free	Yes
Inrush current	0.9A 0.03ms
Maximum ceiling thickness	40mm

WIRING

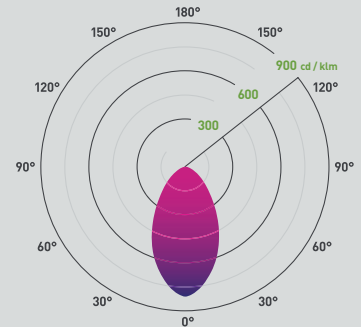
Cable required for 'T' Connector	Push-fit terminal for: Twin & Earth (6242Y 2x1.5mm <sup>2</sup> ) or 3-core cable (R02V 3x1.5mm <sup>2</sup> )
Type of wiring required	Parallel (mains) 220-240V AC 50/60Hz

LED DRIVERS

Product code	Input voltage	Input current	Power factor	Dimming	Bathroom zone
N/A (integrated SELV driver)	220-240V	33mA	>0.9	Yes (mains)	1 (ceiling only)

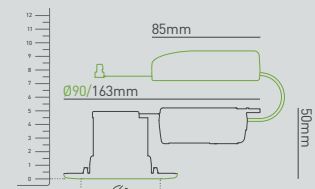
ACCESSORIES

Product code	Description	
H2 Pro range bezels	Round & square H2 Pro bezel options	68
DLCONVERT70	Converter plate	81
14800121 (SPOTCLIP-III)	Insulation cover cap for recessed downlights	83
DM298GRID	LED mains grid dimmer	82
DM298FP	Faceplate dimmer	82



4000K 55°

Additional diagrams available at [collingwoodlighting.com](http://collingwoodlighting.com)



This luminaire contains built-in LED lamps.

The lamps cannot be changed in the luminaire.

LED Energy Efficiency Class: A++

874/2012