

PHILIPS

CoreLine

Step aside or **stay ahead?**

Real professionals choose **Philips CoreLine** for every project **where light really matters**

- ✓ Connected
- ✓ Industry
- ✓ Office
- ✓ Parking
- ✓ Retail
- ✓ Outdoor



**REAL
PROs**
**REAL
QUALITY**

interact
ready.



Find out why real pros
rely on **Philips CoreLine:**
the full range of **innovative**
high quality and
easy-to-use LED lighting
solutions for every project
where light really
matters.



4

Introduction

5

Discover what sets CoreLine apart

See why CoreLine is raising the bar in the industry.

6

Connected Lighting: Interact Pro

See how the connected lighting system comes together.

10

An LED light for every need

Discover the CoreLine range.

5 years
warranty!



12


Recommended CoreLine products
for every application area

Learn about benefits and
features of every product.

26

CoreLine online tools

Go online for a complete
CoreLine resource.





No choice or no limits?


When lighting really matters, you want to offer your customers the absolute best in quality and choice. The Philips CoreLine gives you all that and more with a full range of easy to install LED luminaires for every application and situation.

Enjoy better performance and variety with Philips CoreLine – the complete range of high quality LED lighting that's **setting the standard in the market.**

www.philips.co.uk/coreline



**REAL
PROs
REAL
QUALITY**



Reliable quality meets innovative solutions!



Easy-to-install

The efficient design of the CoreLine fixtures enables replacement of existing lights, with **no need for expensive re-wiring or new ceiling configurations.**



High quality

At the heart of CoreLine's **high-quality light** is LED technology. Lasting up to 75,000 hours, its **long lifetime** enables you to meet every demand and provide the best lighting solution for every customer.

Turn on a game-changer

World class connected lighting that puts the power of IoT in your hands

Many business owners will go the extra mile to get the very best out of their most important assets – their people. The working environment has a direct impact on their morale and productivity. There are many ways to achieve a better workplace – **and one of them is through the right lighting.**

Why upgrade to connected lighting?

Connected lighting means that LED lights with **integrated sensors** are connected to **application software**. As a result, it's possible to automate and optimise light settings for different areas within the building, allow users to **personalise light settings** and business owners to collect data on **energy and cost performance**.

With the new **Interact Pro dashboard and app**, connected lighting is now available to **small and medium enterprises** with up to 200 light points – at a price that makes upgrading a no-brainer. It seamlessly works with our **Interact Ready** CoreLine luminaires and MasterConnect LED tubes which offer a direct point-for-point replacement of conventional lights.

lighting.philips.co.uk/products/interact-ready

How the connected lighting system comes together

Philips Interact Ready lighting

PHILIPS

interact
ready.



Smart luminaires



Smart lamps



Smart sensors



Smart wall-switches

Works with

Interact Pro software

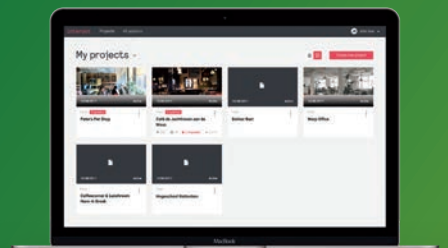
interact Pro



Interact Pro gateway



Interact Pro app



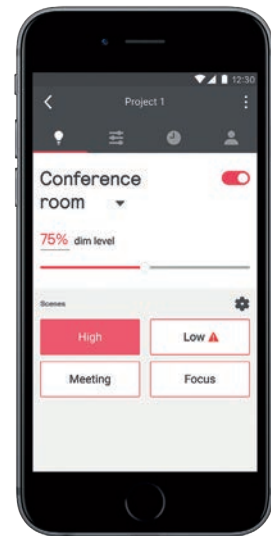
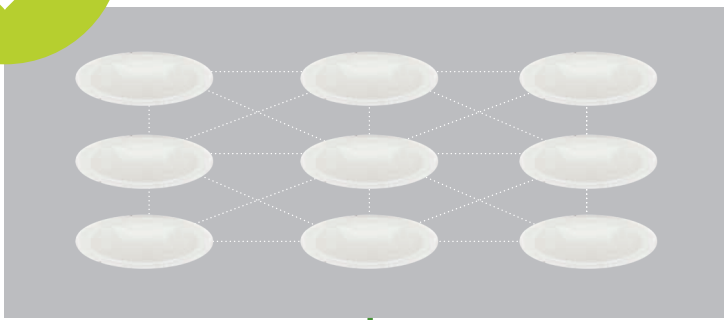
Interact Pro dashboard

Built for **success**

The **Interact Pro dashboard and app** work with a range of Philips luminaires and lamps and a set of wireless switches and sensors that are Interact Ready. You can customize the software's settings for specific workspaces. Whether you're connecting 20 light points or 200, Interact Pro helps everyone to work smarter.

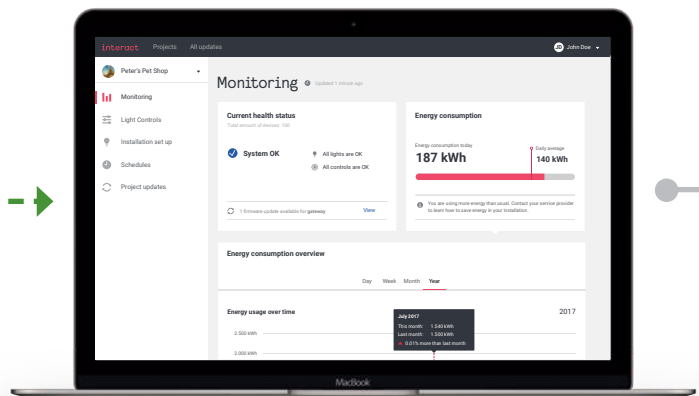


Philips lighting that is Interact Ready
Wireless communication



interact Pro
Intuitive app

interact Pro
Wireless gateway



interact Pro Dashboard

More performance – less hassle:

Technical support

during business hours

Installers

- ✓ Project and user management administration
- ✓ Easy joining of light sources
- ✓ Linked light source and accessories information
- ✓ Creation of rooms, zones, on/off/dim and customization

Business owners

- ✓ Lighting scene management and scheduling
- ✓ Energy consumption feedback
- ✓ Various user rights settings



- ✓ Link to (Wifi) router via Ethernet cable
- ✓ Connect up to 200 light points and 50 input devices*

Installers

- ✓ Save time and money by making fewer unnecessary trips
- ✓ Guarantee and provide a professional service level to customers
- ✓ Improve relationships with customers by taking a proactive approach in providing data-driven advice
- ✓ Identify and respond to issues like performance problems or forecasted device failures ahead of time
- ✓ Identify and order the correct parts as soon as they're needed

Business owners

- ✓ Desktop view of information provided in the Interact Pro app
- ✓ Adapt lighting, set scenes and adjust schedule settings
- ✓ Manage user rights and monitor energy usage

For more information on Interact Pro, visit
lighting.philips.co.uk/products/interact-ready



CoreLine **highbay**

New



interact ready.

CoreLine **waterproof**



CoreLine **trunking**

New



interact ready.

CoreLine **batten**

New

interact ready.



CoreLine **panel**

interact ready.



CoreLine **downlight**

interact ready.



CoreLine **recessed luminaire**

interact ready.



CoreLine **surface-mounted luminaire**

New

interact ready.



CoreLine **waterproof**



CoreLine **wall-mounted luminaire**

New

interact ready.



CoreLine **batten**



CoreLine **projector**



CoreLine **recessed spot**




CoreLine **slim downlight**



CoreLine **bollard**



CoreLine **malaga**



CoreLine **tempo**

Industry

- Tailored lighting solutions to cover all needs of industry applications with a variety of beams
- Advanced technology with sensors and dimming options to optimise the use of light and reduce energy consumption
- Robust and long lasting lighting to lower maintenance needs and ensure high safety

Office

- Lighting that optimises space and improves productivity
- High quality lighting that enhances employees' well-being
- Smart lighting to generate energy savings

Parking

- Durable and easy to install products
- High quality light that provides optimum visibility and safety
- Highly efficient lighting solutions to help reduce energy consumption and costs

Retail

- Creation of an inviting environment through lighting to enhance customers' experience
- Improved product visibility through task lighting
- High efficiency lighting for optimized costs

Outdoor

- Save energy and improve road safety
- Reduce CO₂ emissions for a greener, more sustainable city
- Install new and existing street lights quickly and easily

Recommended luminaires for

Industry

- ✓ Reduce costs
- ✓ Optimise operations
- ✓ Enhance health and safety
- ✓ Improve sustainability

CoreLine **highbay**

For warehouses and general manufacturing areas with medium or high ceilings

- Highly efficient with up to 145lm/W
- Long service life of 70,000 hours at L70
- Low glare rating (UGR<25) and high colour rendering (>80)
- Suitable for one-to-one replacement of 250W/400W conventional highbays
- Modularity to suit both vertical and horizontal tasks with variety of beams available
- Product suitable for the Food & beverage industry as it fulfills safety standards for food production (HACCP, IFS & BRC)
- Product codes: BY120P, BY121P



CoreLine **waterproof**

Waterproof luminaire for applications such as warehouses

- **Interact Ready version: integrated wireless antenna for use with Interact Pro app and dashboard**
- Energy savings and longer lifetime reduce operating costs
- Refreshed, robust design enabling smarter, simpler and faster installation
- Uniform, wide-beam light distribution, which supports easy and attractive lighting design
- Optional motion detection, 3 hour emergency, DALI and waterproof external connector (WEC)
- Product code: WT120C

New





Available in three sizes:

- 385mm/10,000lm
- 450mm/20,000lm
- 510mm/25,000lm



Single point mounting system for simple installation

Optional DALI dimming for further energy savings



For more product information - scan me

Energy-efficient and long lifetime: up to 140lm/W and 50khrs L75 and 50k hrs at L70

Many options available: L600/1200/1500, up to 8000lm, 4000K

Enhanced product architecture with improved electrical and mechanical design (longer sliders, stronger metal locks, toolless electrical connections)



For more product information - scan me

Recommended luminaires for

Industry

- ✓ Reduce costs
- ✓ Optimise operations
- ✓ Enhance health and safety
- ✓ Improve sustainability

CoreLine **trunking**

Designed in the industry segment for warehouses, and product and assembly areas

- Reduced maintenance and best lumen per pound solution
- High lifetime of 50,000 hours at L80 and high energy-savings
- Functional design with 4 dedicated beam shapes (narrow, medium, wide, double asymmetric)
- Comfortable light with up to 8000lm per 1.7m
- Product codes: LL120X, LL121X



CoreLine **batten**

LED luminaires especially suitable for assembly lines and production areas with low ceilings

- **Interact Ready version: integrated wireless antenna for use with Interact Pro app and dashboard**
- Excellent light quality with frosted diffuser
- Direct replacement for conventional battens regarding length, light performance, and installation flexibility
- Long lifetime of 50,000 hours at L70
- Easy installation with loop-in & loop-out wiring
- Possibility to create light lines, through very simple lock connection, with no dedicated connector needed
- New BESA fixing
- Product code: BN126C

New



**interact
ready.**



Highly efficient and reliable LED boards



Advanced optics enable precise and energy saving beam shapes

DALI and emergency lighting options available




For more product information - scan me



Installation flexibility with push-in connectors

DALI and emergency options available



BESA fixing points



For more product information - scan me

Recommended luminaires for

Offices

- ✓ Optimise operations
- ✓ Enhance productivity
- ✓ Support sustainability goals
- ✓ Optimise space

CoreLine panel

Recessed LED luminaire ideal for office applications

- **Interact Ready version: integrated wireless antenna for use with Interact Pro app and dashboard**
- **Slim and robust** housing made from aluminum
- **Flicker-free** luminaire with high-performance driver
- Office compliant versions available (UGR<19)
- Recessed, surface mounted and suspended applications
- Optional emergency versions available
- Highly efficient with up to 123lm/W
- Tp(a) version available
- **Lifetime: 50,000 hours at L80**
- Product codes: RC132V



New

interact
ready.

CoreLine downlight

The perfect downlight for use in indoor circulation areas, corridors, and in general lighting applications

- **Interact Ready version: integrated wireless antenna for use with Interact Pro app and dashboard**
- Covers more professional applications due to dimming options and different optics (white and high gloss reflector)
- DALI and innovative connectivity options (Interact Pro)
- IP54 and emergency versions available
- **Lifetime: 50,000 hours at L70**
- Up to 115 lm/W
- Product code: DN140B



interact
ready.



Different sizes available:

- 600 × 600 mm
- 300 × 1200 mm



Easy installation with new quick connector block

New CCT & lumen switch with 2 CCTs and 2 lumen packs per CCT:

- 3400lm (3000K) / 3600lm (4000K)
- 4000lm (3000K) / 4300lm (4000K)



For more product information - scan me



White reflector



High gloss reflector

Two sizes and lumen outputs available:

- Ø 150 mm – 1100lm
- Ø 200 mm – 2200lm



For more product information - scan me

Recommended luminaires for

Offices

- ✓ Optimise operations
- ✓ Enhance productivity
- ✓ Support sustainability goals
- ✓ Optimise space

CoreLine recessed luminaire

Recessed LED luminaire ideal for office applications

- **Interact Ready version: integrated wireless antenna for use with Interact Pro app and dashboard**
- Easy connection (with looping)
- Flicker free office compliant version thanks to high performance driver
- Two size options: 600 x 600mm and 300 x 1200mm
- Up to 123lm/W efficacy
- **Lifetime: 50,000 hours at L70**
- Product codes: RC134B, RC135B



interact
ready.

CoreLine surface mounted luminaire

Surface mounted LED luminaire for general lighting applications

- **Interact Ready version: integrated wireless antenna for use with Interact Pro app and dashboard**
- Easy connection (with looping)
- Slim design and <47 mm height
- **Lifetime: 50,000 hours at L70**
- 2 sizes available: 200 x 1200mm and 600 x 600mm
- Flicker free office compliant version thanks to high performance driver
- Product codes: SM134V



interact
ready.



Slim design with a height of less than 35 mm

Office compliant optic available – OC version (UGR<19)

DALI and emergency options available



For more product information - scan me



Suspension set available as an accessory



Recessed version also available for use in grid ceilings (see above)

DALI and emergency options available



For more product information - scan me

Recommended luminaires for

Parking

- ✓ Optimise operations
- ✓ Enhance safety
- ✓ Decreased operational costs
- ✓ Improve visibility

CoreLine **waterproof**

Waterproof luminaire for applications such as parking facilities

- **Interact Ready version: integrated wireless antenna for use with Interact Pro app and dashboard**
- Energy savings and longer lifetime reduce operating costs
- Refreshed, robust design enabling smarter, simpler and faster installation
- Uniform, wide-beam light distribution, which supports easy and attractive lighting design
- Optional motion detection, 3 hour emergency, DALI and waterproof external connector (WEC)
- Product code: WT120C

New



interact ready.



CoreLine **wall-mounted**

For circulation areas such as staircases

- **Interact Ready version: integrated wireless antenna for use with Interact Pro app and dashboard**
- Direct replacement of traditional wall-mounted luminaires
- Delivering the right visual comfort in common areas
- **Water and vandalproof** as standard (IP65/IK08)
- Optional motion detection with grouping function
- Optional emergency and DALI versions
- Lifetime: 50,000 hours at L70
- Product codes: WL130V, WL131V



interact ready.

CoreLine **batten**

For low ceilings applications

- **Interact Ready version: integrated wireless antenna for use with Interact Pro app and dashboard**
- Excellent light quality with frosted diffuser
- Direct replacement for conventional battens regarding length, light performance, and installation flexibility
- Long lifetime of 50,000 hours at L70
- Product code: BN126C

New



interact ready.



Energy-efficient and long lifetime: up to 140lm/W and 50khrs L75 and 50k hrs at L70

Many options available: L600/1200/1500, up to 8000lm, 4000K

Enhanced product architecture with improved electrical and mechanical design (longer sliders, stronger metal locks, toolless electrical connections)



For more product information - scan me



Easy installation with loop-in wiring option



Slim version with diameter of 350mm (1200 or 2000lm)



Deeper version with diameter 350 or 480mm (1200, 2000 or 3400lm)




For more product information - scan me



Installation flexibility with push-in connectors

DALI and emergency options available



BESA fixing points



For more product information - scan me

Recommended luminaires for

Retail

- ✓ Enhance experience
- ✓ Engage customers
- ✓ Improve sustainability
- ✓ Optimise operations

CoreLine projector

Accent lighting for retail applications

- **Modern design** that blends in to most interiors
- Direct replacement of traditional CDM projectors
- Connectable to standard 3C track systems
- **Medium beam** (23°) or **wide beam angle** (36°) available
- Energy efficient: up to 90lm/W
- **Lifetime: 50,000 hours at L70**
- Product code: ST150T



CoreLine recessed spot

Recessed spot for accent lighting purposes

- **Interact Ready version: integrated wireless antenna for use with Interact Pro app and dashboard**
- High-end materials for decorative applications and special **anti-glare optics**
- **Flicker-free** luminaire with high-performance driver
- **Dimmable** with wide range of wall-dimmers
- Multiple trims available in white, aluminium and black
- Slim design fits most ceiling types
- **Lifetime: 50,000 hours at L70**
- Product codes: RS140B, RS141B



interact
ready.

CoreLine slim downlight

The ultra slim downlight for lighting applications with low ceiling voids

- **Interact Ready version: integrated wireless antenna for use with Interact Pro app and dashboard**
- 'Surface of light' downlight solution
- Product height of less than 50 mm
- Recessed and surface mounted versions available
- **Lifetime: 50,000 hours at L70**
- Product codes: DN145B, DN145C



interact
ready.



Recessed lens providing visual comfort



Black version



For more product information - scan me



Easy installation



Modular product with many different trim designs

Cut-out: 95mm with three lumen outputs available:

- 650lm
- 900lm
- 1200lm



For more product information - scan me



Easy installation



Surface mounted versions available in 150mm and 200mm diameter

Three sizes and lumen outputs available:

- Ø 68 mm/650lm
- Ø 150 mm/1100lm
- Ø 200 mm/2100lm



For more product information - scan me

Recommended luminaires for

Outdoor

- ✓ Enhance experience
- ✓ Engage customers
- ✓ Improve sustainability
- ✓ Optimize operations

CoreLine bollard

Professional bollard that gives guidance at night time and integrates well in most urban landscapes such as parks, squares and playgrounds, thanks to its discreet design

- **Comfortable light**
- Easy to install
- Saves energy compared to conventional lamps
- Product code: BCP155



CoreLine malaga

Designed for general road, street and residential application

- **Reliable quality: aluminum die-cast housing and tempered flat glass**
- **Easy maintenance as the driver can be replaced**
- IP65 and IK08 provide durable operation
- Product codes: BRP101, BRP102



CoreLine tempo

Professional floodlight for general outdoor lighting, perfect for sports facilities, car parks and industrial areas

- **New: Coreline tempo XL up to 40,000lm**
- Replacement of conventional floodlights up to 400W
- High-performance asymmetrical and symmetrical optics
- U-shaped universal mounting bracket and external quick 3-pole IP68 connector
- Reliable quality: Die-casting aluminum housing guarantees robustness, vibration-proof, wind force protection
- Product codes: BVP110, BVP125, BVP130 and BVP140





Available with **symmetric and asymmetric optic**. Ground section anchor accessory available.

- 1000lm system output
- 1m height
- IP65 / IK10

Available in **warm white and neutral white 3000K and 4000K**



For more product information - scan me

Available in **two optics** (medium and wide) and **two sizes**

Energy savings of 50% reduce yearly running costs of the installation.

Available in 3700lm, 5500lm, 7500lm and 11000lm.



For more product information - scan me

Product available in 4 types/sizes:

- Small: 4,200lm
- Medium: 8,000 and 12,000lm
- Large: from 16,000 to 26,000lm
- XL: from 30,000 to 40,000lm

- **Warm white and neutral white 3000K and 4000K available**
- **IP66/IK08**

Seaside resistant treatment and swimming pool protection options available



For more product information - scan me

Stay analog or go digital?

Get an informative look and enjoy more **product information**, **insights** and **installment possibilities**.



On our website you'll find a wide range of free lighting tools that help you make the most out of CoreLine products. From detailed case studies to helpful installation videos our services help you work smarter and better.

philips.co.uk/coreline



When you need to get the job done right, you can count on Philips LED technology. Learn more about our offers for installers.

philips.com/installer



**REAL
PROs**
**REAL
QUALITY**

