





| DISPLAY

43

Project

Sixpad - Westfield, UK



Unity 80 LED p58



Unity 150 DHP LED p66



Unity 150 LED p73
Wallwash



Cobra LED Strip p198

Display

48



LED Downlights

96



LED Emergency Downlights

104



*LED and GU10
Surface Downlights*

110



Fire Rated Downlights

120



Die-Cast Downlights

131



Downlight Accessories

132



*Single Circuit
Track and Surface*

152



*Three Circuit
Track and Surface*

164



Pendants



174

Wall Lights



184

*LED Drivers
and Transformers*



190

*LED Flexible and Rigid
Strips*




209

*Linklights and Cabinet
fittings*



212

Bathroom Fixtures



Designed to
Deliver...




reddot award
winner lighting design



Low Ceiling Voids?

180° flip feature allows for
ceiling void installations as low as 65mm



Ceiling Joist Obstruction?

280° housing rotation
allows for easy installation



Part B

Test Nos.

30 Minutes Chilt/A/12229
60 Minutes Chilt/A/12230
90 Minutes Chilt/A/12231



Part C

Report Reference No.

BRE/296458



Part E

Report Reference No.

BRE/296459

Orbio 360 Downlight

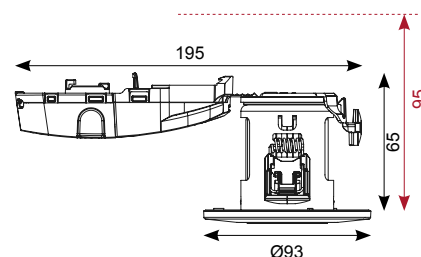
AC LED (No Driver Required)



Matt White Bezel fitted as standard

- AC230V IP65 LED fire rated downlight for domestic and commercial applications
- Supplied with matt white bezel as standard
- Innovative flexible installation features
- Fully tested for 30, 60 and 90 minute ceiling types to meet Part B of Building Regulations
- Protective polycarbonate spring clip covers for ceiling protection and ease of installation
- Up to 92 Lumens per watt exceeds the requirement of Part L and Part L2 of Building Regulations
- LED lifespan L70 50,000 hours

* 7 Year Warranty applies to fittings registered online (5 Year Warranty for unregistered fittings)



95mm Overall Height with top housing attached to main body



LED Information

Total (Watts)	8W
Lumens Delivered	
Cool White	737lm
Warm White	654lm
Lm/W Cool White	92lm
Lm/W Warm White	82lm
Beam Angle	60°
CRI	Ra 80
CCT	4000K
	3000K
Input	230V
Hertz	50/60Hz
Operating Temp	-40°C to 45°C



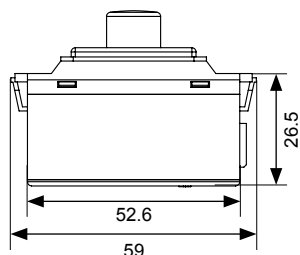
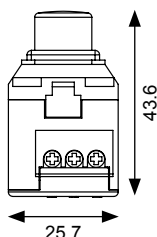
- Bespoke dimmer suitable for use with Orbio360 and Prism FRD products only
- Suitable for controlling from 1 to 20 Orbio360 fittings
- Dimming range 12% to 100% light output
- Can be installed onto most standard style dimmer plates
- Suitable for installation with MK grid system - adaptor plate and control knob included
- Suitable for installation into 25mm metal box or surface pattress



AORBLED/DIMMER


ALEDCP
(Matt White, Chrome and Satin Chrome)


AORBLEDZ/BR AORBLEDZ/CH AORBLEDZ/SC AORBLEDZ/AB AORBLEDZ/BLC



AORBLEDZSQ/MW



AORBLEDZSQ/CH



AORBLEDZSQ/AB



AORBLEDZSQ/BR



AORBLEDZSQ/SC



AORBLEDZSQ/BLC

- Optional removeable twist-on, twist-off aluminium die-cast bezels with five different finishes



- Ansell Converter Plate allows retrofit application in ceilings with cutout between 76mm and 140mm diameter

Code	Description
AORBLED/DIMMER	2 Way Push/Push
AORBLEDZ/BR	Brass Trim Bezel
AORBLEDZ/CH	Chrome Gloss Trim Bezel
AORBLEDZ/SC	Satin Chrome Trim Bezel
AORBLEDZ/AB	Antique Brass Trim Bezel
AORBLEDZ/BLC	Black Chrome Trim Bezel
AORBLEDZ/SQ/MW	Matt White Square Trim Bezel
AORBLEDZ/SQ/BR	Brass Square Trim Bezel
AORBLEDZ/SQ/CH	Chrome Gloss Square Trim Bezel
AORBLEDZ/SQ/SC	Satin Chrome Square Trim Bezel
AORBLEDZ/SQ/AB	Antique Brass Square Trim Bezel
AORBLEDZ/SQ/BLC	Black Chrome Square Trim Bezel
ALEDZCP/MW	Matt White Converter Kit
ALEDZCP/CH	Chrome Converter Kit
ALEDZCP/SC	Satin Chrome Converter Kit

Prism LED Fire Rated Downlight

Supplied c/w Integral Driver



Easy wiring access

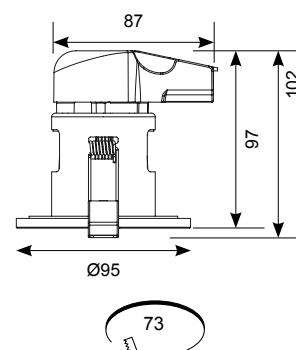
- LED dimmable fire-rated downlight for domestic applications
- Supplied with matt white bezel as standard
- Integral driver with push-fit loop-in, loop-out terminals for ease and speed of installation
- Fully tested for 30, 60 and 90 minute ceiling types to meet Part B of Building Regulations
- Fully tested to meet Part C (moisture) and Part E (acoustic) of Building Regulations
- Wide 60° beam angle for increased light distribution
- LED lifespan L70 40,000 hours

Dimming - for best compatibility the following products are recommended :-

Ansell **AORBLEDDIMMER**
Zano **ZGRID500**
Varilight **V-PRO**



Matt White Bezel fitted as standard



Chrome Trim Bezel Accessory



Satin Chrome Trim Bezel Accessory

Code	Lamp	Description
APRILED/CW	LED	7.3W - Cool White
APRILED/WW	LED	7.3W - Warm White

Trim Bezels	APRILEDDBZ/CH	Chrome Trim Bezel
	APRILEDDBZ/SC	Satin Chrome Trim Bezel

Dimmer	AORBLEDDIMMER	2 Way Push/Push
---------------	----------------------	-----------------

LED Information

Total (Watts)	7.3W
Lumens Delivered	
Cool White	715lm
Warm White	712lm
Lm/W Cool White	98lm
Lm/W Warm White	96lm
Beam Angle	60°
CRI	Ra 80
CCT	4000K
	3000K
Input	230V
Hertz	50Hz
Operating Temp	-5°C to 25°C



Fast push-fit loop-in, loop-out termination for 2x1.5mm twin and earth cable



Ergonomic moulded terminal housing

Steel body housing

Intumescent fire barrier

Unique heat sink design for optimum heat dissipation

Sturdy spring clips with protective covers

Optimum contact between heatsink and LED for maximum thermal performance

High efficiency LED light engine

Precision engineered reflector for enhanced light distribution

IP65 silicon seal
Part C and E compliant


Acoustic cushion

Aluminium die-cast secure screw on bezel with matt white paint finish or plated finishes

Product Certification



Part B
Test Nos.
30 Minutes - Exova WF383637
60 Minutes - Exova WF383638
90 Minutes - Exova WF383639



Part C



Part E



Prism LED Fire Rated Downlight CCT Pack

Supplied c/w Integral Driver and Bezel Accessories



Easy wiring access



Colour temperature select switch



Matt White Bezel fitted as standard



Chrome Trim Bezel supplied as standard

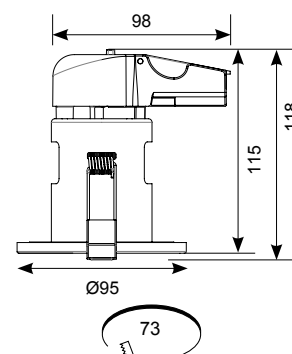


Satin Chrome Trim Bezel supplied as standard

- LED dimmable fire-rated downlight for domestic applications
- Supplied with 3 bezels as standard:- matt white, chrome and satin chrome bezels
- Integrated switch allows installer the choice of 3000K, 4000K or 6000K colour temperature options
- Integral driver with push-fit loop-in, loop-out terminals for ease and speed of installation
- Fully tested for 30, 60 and 90 minute ceiling types to meet Part B of Building Regulations
- Fully tested to meet Part C (moisture) and Part E (acoustic) of Building Regulations
- Wide 60° beam angle for increased light distribution
- LED lifespan L70 40,000 hours

Dimming - for best compatibility the following products are recommended :-

Ansell **AORBLED/DIMMER**
Zano **ZGRID500**
Varilight **V-PRO**



LED Information

Total (Watts)	8W
Lumens Delivered	
Cool White	567lm
Warm White	625lm
Daylight	675lm
Lm/W Cool White	67lm
Lm/W Warm White	75lm
Lm/W Daylight	85lm
Beam Angle	60°
CRI	Ra 80
CCT	3000K
	4000K
	6000K
Input	230V
Hertz	50Hz
Operating Temp	-5°C to 25°C

Code	Lamp	Description
APRILED/CCTPACK	LED	8W - Cool White/ Warm White/ Daylight





One Product... **Nine Choices**

The Prism Fire Rated Downlight pack includes 3 bezel options (matt white, chrome and satin chrome), but also the integrated switch allows the installer to select options of 3000K, 4000K and 6000K colour temperatures

6000K



4000K



3000K



Unity GC Pro LED Adjustable Downlight

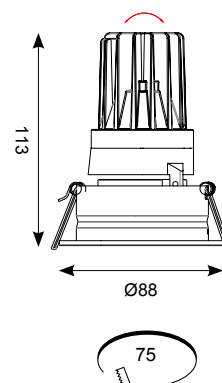
Supplied c/w Remote Driver



Powered by

HEP

- Compact high performance professional adjustable downlight
- Deep cut-off angle for glare control and comfort
- Die-cast aluminium construction, powder coated and 30° cut-off angle
- Comparable performance to 50W halogen
- 30° tilt angle
- Mirror finished anodized reflector for optimum light control
- Remote driver with plug and play connection
- LED lifespan L70 50,000 hours
- Triac dimmable as standard



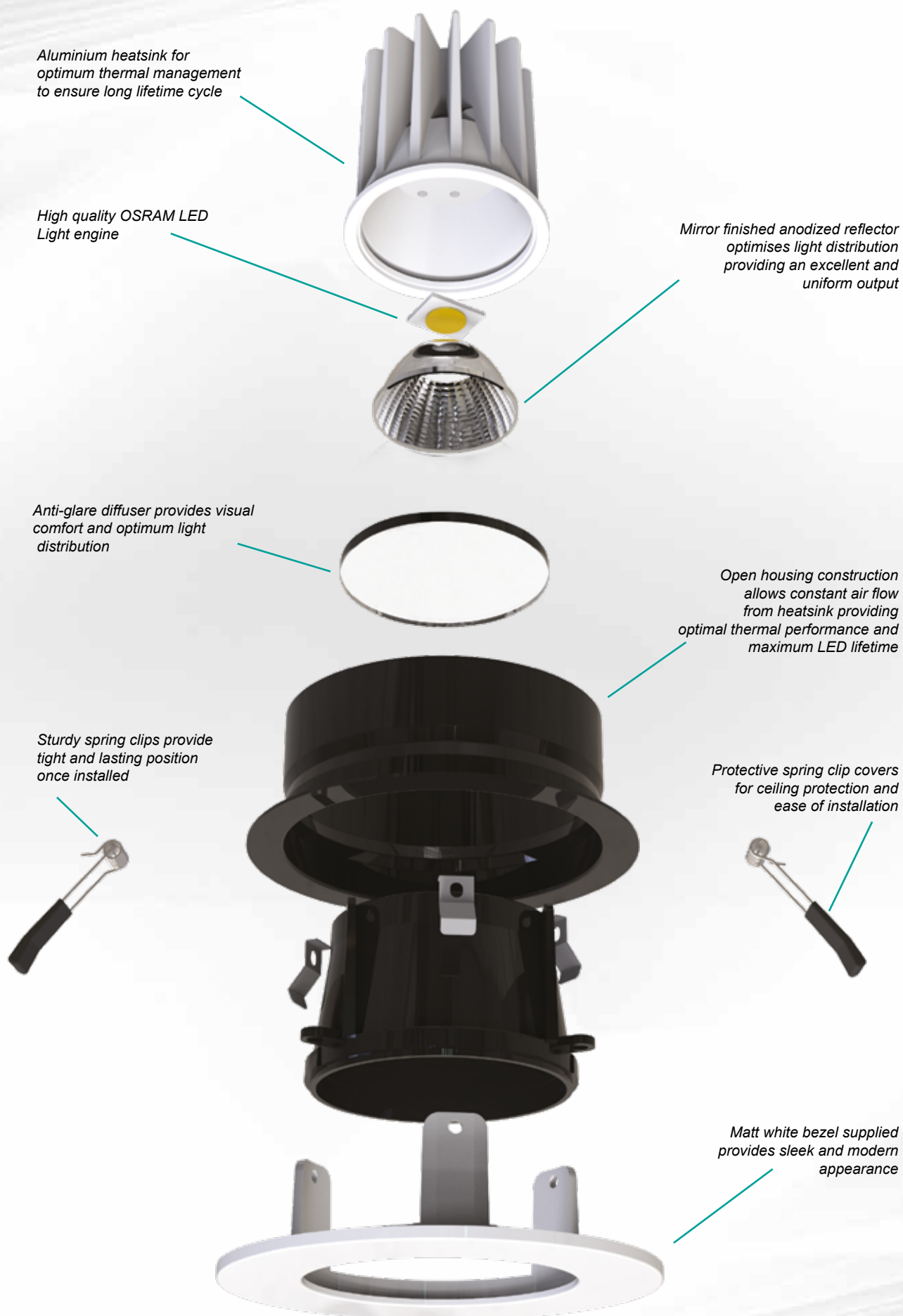
30° tilt angle adjustability

LED Information

Total (Watts)	10W
Lumens Delivered	
Cool White	365lm
Warm White	317lm
Lm/W Cool White	37lm
Lm/W Warm White	32lm
Beam Angle	33°
CRI	Ra 90
CCT	4000K
	3000K
Input	230V
Hertz	50Hz
Operating Temp	-20°C to 50°C

Code	Lamp	Description
AULEDGCP/CW	LED	10W - Cool White
AULEDGCP/WW	LED	10W - Warm White





Unity GC Pro LED Fixed Downlight

Supplied c/w Remote Driver



AULEDGCP1/CW

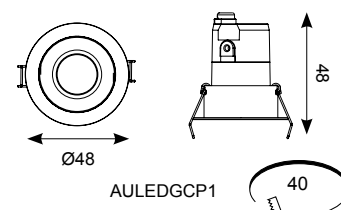


AULEDGCP2/CW

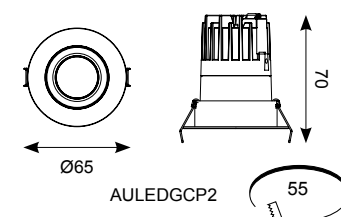


AULEDGCP3/CW

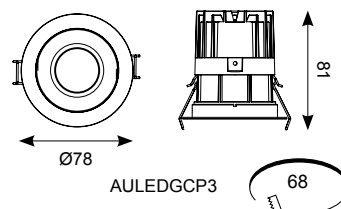
- Compact high performance professional downlight
- Deep cut-off angle for glare control and comfort
- Die-cast aluminium construction, powder coated
- 3W exceeds performance of 12W Halogen
- 8W comparable performance to 35W halogen
- 15W exceeds performance of 50W halogen
- Mirror finished anodized reflector for optimum light control
- Remote driver with plug and play connection
- LED lifespan L70 50,000 hours
- Non-dimmable



AULEDGCP1



AULEDGCP2



AULEDGCP3

LED Information

	Cool White	Warm White
Total (Watts)	3W	
	8W	
	15W	
Lumens Delivered	121lm	113lm
	262lm	252lm
	629lm	586lm
Lm/W 3W	40lm	38lm
Lm/W 8W	33lm	32lm
Lm/W 15W	42lm	39lm
Beam Angle	36°	
CRI	Ra 90	
CCT	4000K	
	3000K	
Input	230V	
Hertz	50Hz	
Operating Temp	-20°C to 25°C	

Code	Lamp	Description
AULEDGCP1/CW	LED	3W - Cool White
AULEDGCP1/WW	LED	3W - Warm White
AULEDGCP2/CW	LED	8W - Cool White
AULEDGCP2/WW	LED	8W - Warm White
AULEDGCP3/CW	LED	15W - Cool White
AULEDGCP3/WW	LED	15W - Warm White



Sturdy spring clips provide tight and lasting position once installed

Aluminium heatsink for optimum thermal management to ensure long lifetime cycle

Protective spring clip covers for ceiling protection and ease of installation

High quality LED light engine

Mirror finished anodized reflector optimises light distribution providing an excellent and uniform output

Anti-glare diffuser provides visual comfort and optimum light distribution

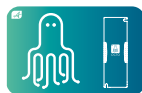
Specially designed baffle construction with recessed LED module and diffuser provide a steep cut-off angle ensuring maximum glare control and visual comfort

Slim profile matt white bezel provides sleek and modern appearance



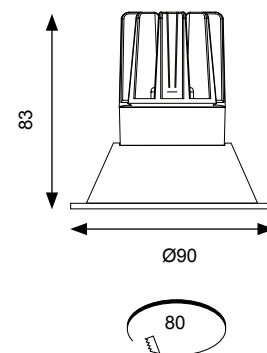
Unity 80 LED Downlight

Supplied c/w Remote Driver



Powered by
TRIDONIC
▼ enlightening your ideas

- Compact high performance professional downlight
- IP44 rating as standard
- Die-cast aluminium construction, powder coated and 30° cut-off angle
- Exceeds performance of 2 x 18W PLC
- Mirror finished anodized reflector
- Anti-glare design to create visual comfort
- Remote driver with plug and play connection
- LED lifespan L70 50,000 hours
- Dimmable and emergency options



Code	Lamp	Description
AULED80D	LED	15W - Cool White
AULED80D/WW	LED	15W - Warm White

/M3	Emergency
/OCTO	OCTO Smart Control
/DD	Digital Dimming (DD1/DD2/DD3/DD4)

LED Information

Total (Watts)	15W
Lumens Delivered	
Cool White	1056lm
Warm White	896lm
Lm/W Cool White	70lm
Lm/W Warm White	60lm
Beam Angle	50°
CRI	Ra 90
CCT	4000K 3000K
Input	230V
Hertz	50/60Hz
Operating Temp	-20°C to 25°C

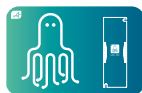




Project - Private Residential
Abersoch, UK

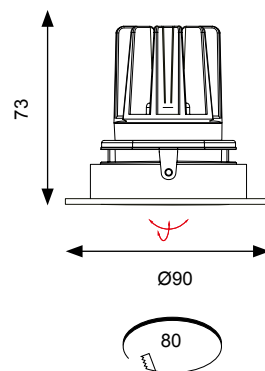
Unity 80 LED Gimbal

Supplied c/w Remote Driver



Powered by
TRIDONIC
▼ enlightening your ideas

- Compact high performance professional adjustable downlight
- 30° tilt angle
- Die-cast aluminium construction, powder coated and 30° cut-off angle
- Exceeds performance of 2x18W PLC
- Mirror finish anodized reflector
- Anti glare design to create visual comfort
- Remote driver with plug and play connection
- LED lifespan L70 50,000 hours
- Dimmable and emergency options




LED Information

Total (Watts)	15W
Lumens Delivered	
Cool White	1056lm
Warm White	896lm
Lm/W Cool White	70lm
Lm/W Warm White	60lm
Beam Angle	50°
CRI	Ra 90
CCT	4000K 3000K
Input	230V
Hertz	50/60Hz
Operating Temp	-20°C to 25°C

Code	Lamp	Description
AULED80GIM	LED	15W - Cool White
AULED80GIM/WW	LED	15W - Warm White

Options	/M3	Emergency
	/OCTO	OCTO Smart Control
	/DD	Digital Dimming (DD1/DD2/DD3/DD4)





Project - Volvo Garage
Kildare, Ireland



Project - Ocean BMW Garage
Falmouth, UK

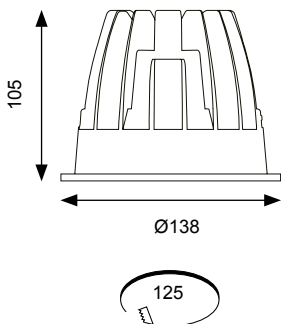
Unity 125 LED Downlight

Supplied c/w Remote Driver

- Compact high performance professional downlight
- IP44 rating as standard
- Die-cast aluminium construction, powder coated and 30° cut-off angle
- Performance comparable to 2x26W PLC
- Mirror finished anodized reflector
- Anti-glare design to create visual comfort
- Remote driver with plug and play connection
- LED lifespan L70 50,000 hours
- Dimmable and emergency options



63



Powered by
TRIDONIC
▼ enlightening your ideas



LED Information

Total (Watts)	21W
Lumens Delivered	
Cool White	1521lm
Warm White	1386lm
Lm/W Cool White	72lm
Lm/W Warm White	66lm
Beam Angle	70°
CRI	Ra 90
CCT	4000K 3000K
Input	230V
Hertz	50/60Hz
Operating Temp	-20°C to 25°C



Code	Lamp	Description
AULED125D	LED	21W - Cool White
AULED125D/WW	LED	21W - Warm White

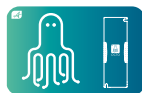
Options		
/M3		Emergency
/OCTO		OCTO Smart Control
/DD		Digital Dimming (DD1/DD2/DD3/DD4)

Warrington: +44 (0) 1942 433333
Belfast: +44 (0) 2890 773750

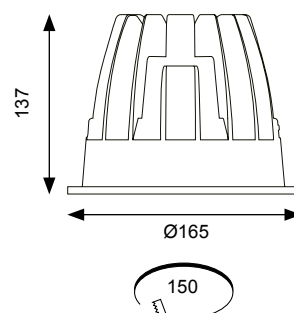


Unity 150 LED Downlight

Supplied c/w Remote Driver



- Compact high performance professional downlight
- IP44 rating as standard
- Die-cast aluminium construction, powder coated and 30° cut-off angle
- Performance comparable to 2x42W PLC / 70W HQI
- Mirror finished anodized reflector
- Anti-glare design to create visual comfort
- Remote driver with plug and play connection
- LED lifespan L70 50,000 hours
- Dimmable and emergency options



LED Information

Total (Watts)	37W
Lumens Delivered	
Cool White	3254lm
Warm White	2870lm
Lm/W Cool White	88lm
Lm/W Warm White	78lm
Beam Angle	70°
CRI	Ra 90
CCT	4000K
	3000K
Input	230V
Hertz	50/60Hz
Operating Temp	-20°C to 25°C

Code	Lamp	Description
AULED150D	LED	37W - Cool White
AULED150D/WW	LED	37W - Warm White

Options		
/M3		Emergency
/OCTO		OCTO Smart Control
/DD		Digital Dimming (DD1/DD2/DD3/DD4)





Project - Ocean BMW Garage
Falmouth, UK

Unity 150 DHP LED Downlight

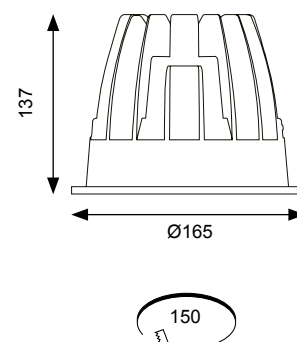
Supplied c/w Remote Driver



Powered by
TRIDONIC
▼ enlightening your ideas



- Compact high performance professional downlight
- IP44 rating as standard
- Die-cast aluminium construction, powder coated and 30° cut-off angle
- Exceeds performance of 100W HQI
- Mirror finished anodized reflector
- Anti-glare design to create visual comfort
- Remote driver with plug and play connection
- LED lifespan L70 50,000 hours
- Dimmable and emergency options



Code	Lamp	Description
AULED150DHP	LED	41W - Cool White

Options	/M3	Emergency
	/OCTO	OCTO Smart Control
	/DD	Digital Dimming (DD1/DD2/DD3/DD4)

LED Information

Total (Watts)	41W
Lumens Delivered	3900lm
Lm/W	95lm
Beam Angle	70°
CRI	Ra 90
CCT	4000K
Input	230V
Hertz	50/60Hz
Operating Temp	-20°C to 25°C

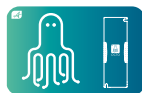




Project - Sixpad
London, UK

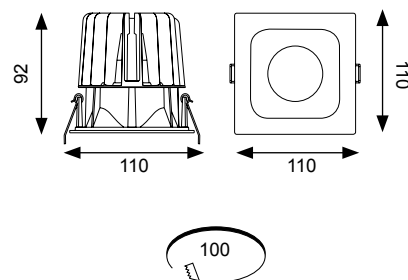
Unity 100 Square LED Downlight

Supplied c/w Remote Driver



Powered by
TRIDONIC
▼ enlightening your ideas

- Compact high performance professional downlight
- Circular hole cut-out for ease of installation and alignment
- IP44 rating as standard
- Die-cast aluminium construction, powder coated and 30° cut-off angle
- Exceeds performance of 2x18W PLC
- Mirror finished anodized reflector
- Anti-glare design to create visual comfort
- Remote driver with plug and play connection
- LED lifespan L70 50,000 hours
- Dimmable and emergency options



Circular Cut-out



Circular cut-out for ease of installation

LED Information

Total (Watts)	14W
Lumens Delivered	1152lm
Lm/W	82lm
Beam Angle	57°
CRI	Ra 90
CCT	4000K
Input	230V
Hertz	50/60Hz
Operating Temp	-20°C to 25°C

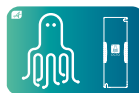
Code	Lamp	Description
AUSQLED100D/CW	LED	14W - Cool White

Options		
/M3		Emergency
/OCTO		OCTO Smart Control
/DD		Digital Dimming (DD1/DD2/DD3/DD4)



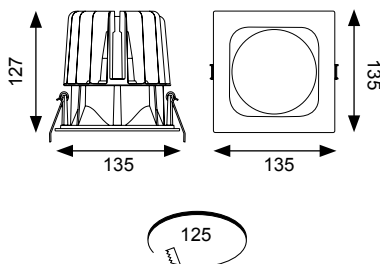
Unity 125 Square LED Downlight

Supplied c/w Remote Driver



69

- Compact high performance professional downlight
- Circular hole cut-out for ease of installation and alignment
- IP44 rating as standard
- Die-cast aluminium construction, powder coated and 30° cut-off angle
- Performance comparable to 70W HQI
- Mirror finished anodized reflector
- Anti-glare design to create visual comfort
- Remote driver with plug and play connection
- LED lifespan L70 50,000 hours
- Dimmable and emergency options



Powered by
TRIDONIC
▼ enlightening your ideas

Circular Cut-out



Circular cut-out for ease of installation

LED Information

Total (Watts)	29W
Lumens Delivered	2639lm
Lm/W	91lm
Beam Angle	70°
CRI	Ra 90
CCT	4000K
Input	230V
Hertz	50/60Hz
Operating Temp	-20°C to 25°C



Code	Lamp	Description
AUSQLED125D/CW	LED	29W - Cool White

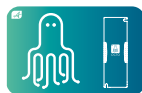
Options	/M3	Emergency
	/OCTO	OCTO Smart Control
	/DD	Digital Dimming (DD1/DD2/DD3/DD4)

Warrington: +44 (0) 1942 433333
Belfast: +44 (0) 2890 773750



Unity 150 Square LED Downlight

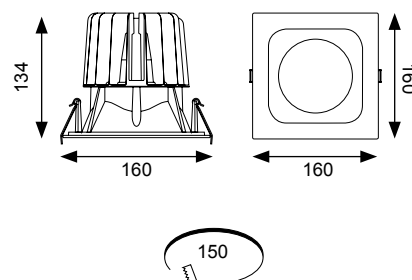
Supplied c/w Remote Driver



Powered by
TRIDONIC
▼ enlightening your ideas



- Compact high performance professional downlight
- Circular hole cut-out for ease of installation and alignment
- IP44 rating as standard
- Die-cast aluminium construction, powder coated and 30° cut-off angle
- Performance comparable to 70W HQI
- Mirror finished anodized reflector
- Anti-glare design to create visual comfort
- Remote driver with plug and play connection
- LED lifespan L70 50,000 hours
- Dimmable and emergency options



Code	Lamp	Description
AUSQLED150DHP/CW	LED	41W - Cool White

Options	/M3	Emergency
	/OCTO	OCTO Smart Control
	/DD	Digital Dimming (DD1/DD2/DD3/DD4)

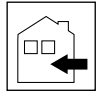
LED Information

Total (Watts)	41W
Lumens Delivered	3775lm
Lm/W	92lm
Beam Angle	70°
CRI	Ra 90
CCT	4000K
Input	230V
Hertz	50/60Hz
Operating Temp	-20°C to 25°C



Unity 100 LED Wallwash

Supplied c/w Remote Driver



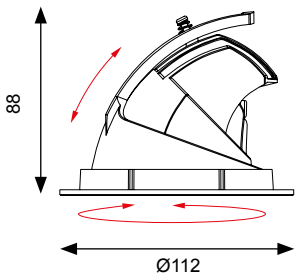
71

- Recessed adjustable wallwash with 355° rotation
- Adjustable tilt angle from -15° to 45°
- 30° cut-off angle in the horizontal position
- Exceeds performance of 100W halogen
- Die-cast aluminium body and heatsink for good thermal management
- Remote driver with plug and play connection
- LED lifespan L70 50,000 hours



reddot award
winner lighting design

Powered by
TRIDONIC
▼ enlightening your ideas




LED Information

Total (Watts)	15W
Lumens Delivered	
Cool White	1041lm
Warm White	896lm
Lm/W Cool White	74lm
Lm/W Warm White	60lm
Beam Angle	50°
CRI	Ra 90
CCT	4000K 3000K
Input	230V
Hertz	50/60Hz
Operating Temp	-20°C to 25°C



Angle Variant Options



Code	Lamp	Description
AULED100WW	LED	15W - Cool White
AULED100WW/WW	LED	15W - Warm White

Options	/OCTO	OCTO Smart Control
	/DD	Digital Dimming (DD1/DD2/DD3/DD4)

Warrington: +44 (0) 1942 433333
Belfast: +44 (0) 2890 773750





Project - Paper Assist
Dublin, Ireland

Unity 150 LED Wallwash

Supplied c/w Remote Driver



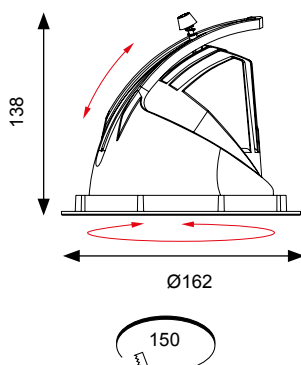
73

- Recessed adjustable wallwash with 355° rotation
- Adjustable tilt angle from -15° to 45°
- 30° cut-off angle in the horizontal position
- Comparable performance to 70W HQI
- Die-cast aluminium body and heatsink for good thermal management
- Remote driver with plug and play connection
- LED lifespan L70 50,000 hours



reddot award
winner lighting design

Powered by
TRIDONIC
▼ enlightening your ideas



LED Information

Total (Watts)	28W
Lumens Delivered	
Cool White	2699lm
Warm White	2497lm
Lm/W Cool White	93lm
Lm/W Warm White	86lm
Beam Angle	40°
CRI	Ra 90
CCT	4000K 3000K
Input	230V
Hertz	50/60Hz
Operating Temp	-20°C to 25°C



Angle Variant Options



Code	Lamp	Description
AULED150WW	LED	28W - Cool White
AULED150WW/WW	LED	28W - Warm White

Options	/OCTO	OCTO Smart Control
	/DD	Digital Dimming (DD1/DD2/DD3/DD4)

Warrington: +44 (0) 1942 433333
Belfast: +44 (0) 2890 773750

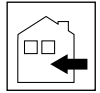





Project - Bench Retail Store
Ashford, UK

Unity 175 LED Wallwash

Supplied c/w Remote Driver



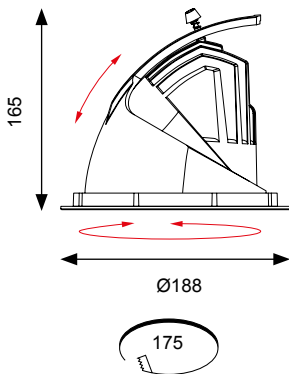
75

- Recessed adjustable wallwash with 355° rotation
- Adjustable tilt angle from -15° to 45°
- 30° cut-off angle in the horizontal position
- Comparable performance to 100W HQL
- Die-cast aluminium body and heatsink for good thermal management
- Remote driver with plug and play connection
- LED lifespan L70 50,000 hours



reddot award
winner lighting design

Powered by
TRIDONIC
▼ enlightening your ideas



Angle Variant Options



LED Information

Total (Watts)	35W
Lumens Delivered	
Cool White	3239lm
Warm White	2887lm
Lm/W Cool White	88lm
Lm/W Warm White	78lm
Beam Angle	40°
CRI	Ra 90
CCT	4000K 3000K
Input	230V
Hertz	50/60Hz
Operating Temp	-20°C to 25°C



Code	Lamp	Description
AULED175WW	LED	35W - Cool White
AULED175WW/WW	LED	35W - Warm White

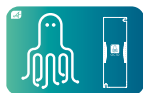
Options	/OCTO	OCTO Smart Control
	/DD	Digital Dimming (DD1/DD2/DD3/DD4)

Warrington: +44 (0) 1942 433333
Belfast: +44 (0) 2890 773750



Unity Rectangular LED Wallwash

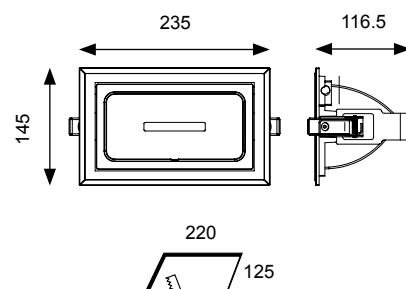
Supplied c/w Remote Driver



Powered by
TRIDONIC
▼ enlightening your ideas



- Adjustable rectangular recessed downlight with 65° tilt angle
- Die-cast aluminium body and heatsink for efficient thermal management
- Exceeds performance of 70W HQI
- Energy saving retrofit replacement for existing HQI fittings
- Remote driver with plug and play connection
- LED lifespan L70 50,000 hours



LED Information

Total (Watts)	35W
Lumens Delivered	3065lm
Lm/W	85lm
Beam Angle	110°
CRI	Ra 80
CCT	4000K
Input	230V
Hertz	50/60Hz
Operating Temp	-20°C to 25°C

Code	Lamp	Description
AULEDRECWW	LED	35W - Cool White

Options		
/OCTO		OCTO Smart Control
/DD		Digital Dimming (DD1/DD2/DD3/DD4)




Unity S and R Retractable LED Downlights

Supplied c/w Remote Driver

- Recessed adjustable downlight
- Retractable head design allows for a range of installation applications
- Full 360° head rotation and 90° tilting capability
- Exceeds performance of 50W AR111 lamp
- Black trim provides excellent glare control
- Steel housing with die-cast aluminium body for excellent thermal management
- Remote driver with plug and play connection
- LED lifespan
L70 50,000 hours

Powered by
TRIDONIC
▼ enlightening your ideas



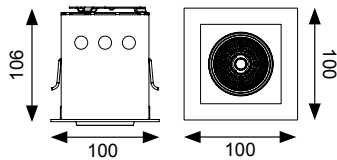
77



AULED1/SMP

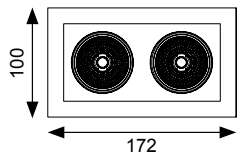


Fully retractable head with 360° rotation and 90° tilting capability



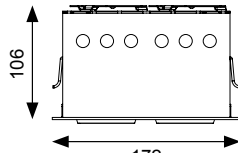
AULED1/SMP

90



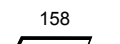
AULED2/RMP

158



AULED2/RMP

158



AULED2/RMP



LED Information

Total (Watts)	
Square	15W
Rectangular	2 x 15W
Lumens Delivered	
Square	736lm
Rectangular	2 x 736lm
Lm/W	49lm
Beam Angle	45°
CRI	Ra 90
CCT	4000K
Input	230V
Hertz	50Hz/60Hz
Operating Temp	-20°C to 25°C

Code	Lamp	Description
AULED1/SMP	LED	15W - Cool White
AULED2/RMP	LED	2 x 15W - Cool White

Options	/OCTO	OCTO Smart Control
	/DD	Digital Dimming (DD1/DD2/DD3/DD4)



Warrington: +44 (0) 1942 433333
Belfast: +44 (0) 2890 773750



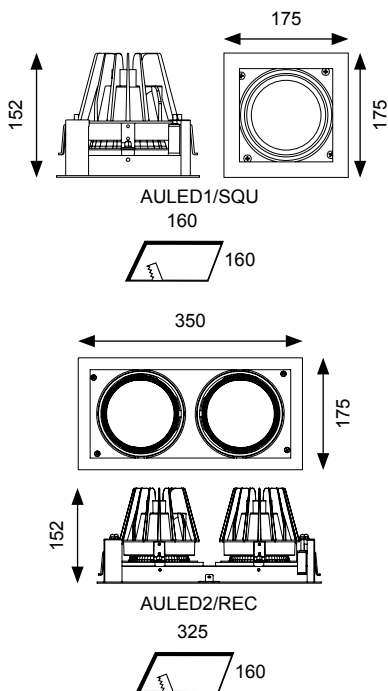


Project - Toni & Guy
Canterbury, UK

Unity S and R LED Downlights


Supplied c/w Remote Driver

- Recessed adjustable downlight
- Fully adjustable tilt angle 30° on two axis
- Comparable performance to 50W HQL
- Black trim provides excellent glare control
- Steel housing with die-cast aluminium body for good thermal management
- Remote driver with plug and play connection
- LED lifespan L80 50,000 hours



LED Information

Total (Watts)	
Square	37W
Rectangular	2 x 37W
Lumens Delivered	
Square	3239lm
Rectangular	2 x 3239lm
Lm/W	88lm
Beam Angle	40°
CRI	Ra 90
CCT	4000K
Input	230V
Hertz	50/60Hz
Operating Temp	-20°C to 25°C



79



AULED1/SQU

Powered by
TRIDONIC
▼ enlightening your ideas



AULED2/REC

Code	Lamp	Description
AULED1/SQU	LED	37W - Cool White
AULED2/REC	LED	2 x 37W - Cool White

Options	/OCTO	OCTO Smart Control
	/DD	Digital Dimming (DD1/DD2/DD3/DD4)

Warrington: +44 (0) 1942 433333
Belfast: +44 (0) 2890 773750

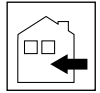





Project - Paper Assist
Dublin, Ireland

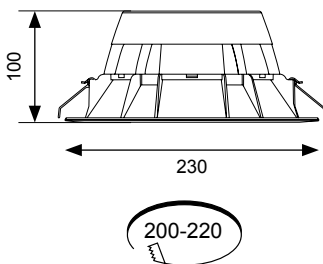
Comfort LED Downlight

Supplied c/w Remote Driver



81

- Economic high performance IP44 downlight
- Deep cut-off angle for glare control and comfort
- Osram LED technology and enhanced diffuser design for outstanding uniformity
- Downlight design allows installation into existing hole cut-outs from 200mm to 220mm
- Polycarbonate housing with unique thermal management for durability and optimum lifespan
- LED lifespan L70 50,000 hours
- Dimmable and Emergency options



Powered by
TRIDONIC
▼ enlightening your ideas



LED Information

Total (Watts)	13W	19W
Lumens Delivered		
Cool White	1687lm	2350lm
Warm White	1502lm	2166lm
Lm/W Cool White	123lm	124lm
Lm/W Warm White	114lm	113lm
Beam Angle	55°	
CRI	Ra 80	
CCT	4000K 3000K	
Input	230V	
Hertz	50/60Hz	
Operating Temp	-20°C to 25°C	

Code	Lamp	Description
ACOLED1/CW	LED	13W - Cool White
ACOLED2/CW	LED	19W - Cool White
ACOLED1/WW	LED	13W - Warm White
ACOLED2/WW	LED	19W - Warm White

Options	/M3	Emergency
	/OCTO	OCTO Smart Control
	/DD	Digital Dimming (DD1/DD2/DD3/DD4)



Warrington: +44 (0) 1942 433333
Belfast: +44 (0) 2890 773750



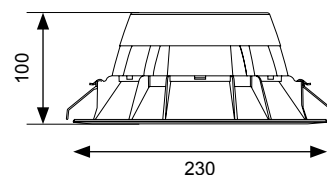
Comfort LED HP Downlight

Supplied c/w Remote Driver



Powered by
TRIDONIC
▼ enlightening your ideas

- Economic high performance IP44 downlight
- Deep cut-off angle for glare control and comfort
- Osram LED technology and enhanced diffuser design for outstanding uniformity
- Downlight design allows installation into existing hole cut-outs from 200mm to 220mm
- Polycarbonate housing with unique thermal management for durability and optimum lifespan
- LED lifespan L70 50,000 hours
- Dimmable and Emergency options



Code	Lamp	Description
ACOLED3/CW	LED	34W - Cool White
ACOLED3/WW	LED	34W - Warm White

Options		
/M3		Emergency
/OCTO		OCTO Smart Control
/DD		Digital Dimming (DD1/DD2/DD3/DD4)

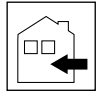
LED Information

Total (Watts)	34W
Lumens Delivered	
Cool White	3830lm
Warm White	3621lm
Lm/W Cool White	112lm
Lm/W Warm White	106lm
Beam Angle	55°
CRI	Ra 80
CCT	4000K
	3000K
Input	230V
Hertz	50/60Hz
Operating Temp	-20°C to 25°C



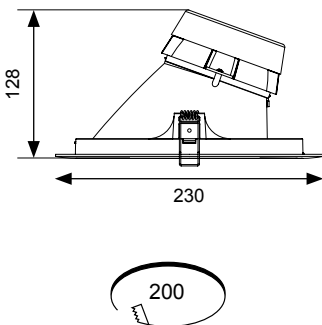
Comfort LED Wallwash

Supplied c/w Remote Driver



83

- Economic high performance IP20 wallwash
- Deep cut-off angle for glare control and comfort
- Osram LED technology and enhanced diffuser design for outstanding uniformity
- Design allows installation into existing hole-cut outs of 200mm
- Polycarbonate housing with unique thermal management for durability and optimum lifespan
- LED lifespan
L70 50,000 hours



Powered by
TRIDONIC
▼enlightening your ideas



Light Output Distribution



LED Information

Total (Watts)	17W
Lumens Delivered	
Cool White	1187lm
Warm White	1113lm
Lm/W Cool White	70lm
Lm/W Warm White	66lm
Beam Angle	70°
CRI	Ra 80
CCT	4000K 3000K
Input	230V
Hertz	50Hz
Operating Temp	-20°C to 25°C



Code	Lamp	Description
ACOLEDDWW/CW	LED	17W - Cool White
ACOLEDDWW/WW	LED	17W - Warm White

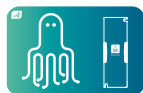
Options	/OCTO	OCTO Smart Control
	/DD	Digital Dimming (DD1/DD2/DD3/DD4)

Warrington: +44 (0) 1942 433333
Belfast: +44 (0) 2890 773750



Galaxy CCT LED Downlight

Supplied c/w Remote Driver

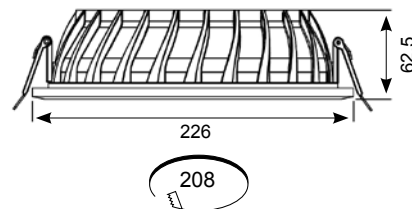


AGALED/1/CCT



AGALED/1/CCT
with drop glass attachment installed

- Compact IP65 LED Downlight which out performs twin 18W and 26W PLC lamp variants
- One product provides both 3000K and 4000K colour temperature options
- Cut-out dimensions suitable to replace most PLC downlights
- Fitting and driver pre-wired with ST18 connectors
- Faceted reflector and optical fresnel lens provides outstanding performance, uniformity and glare control
- Removable twist on, twist off bezel provides option of utilising alternative bezel and drop glass accessories
- Dimmable and Emergency options
- LED lifespan L70 50,000 hours



Remote Emergency Box Dimensions
Length 415mm, Width 145mm,
Depth 70mm

Code	Lamp	Description
AGALED/1/CCT	LED	15W - Cool White / Warm White
AGALED/2/CCT	LED	20W - Cool White / Warm White

Options		
/M3		Emergency
/OCTO		OCTO Smart Control
/DD		Digital Dimming (DD1/DD2/DD3/DD4)

Drop Glass 1	Clear outer ring with frosted centre disc
AGPL/DG1/W	c/w Trim Bezel - White

Drop Glass 3	Frosted glass halo with open centre
AGPL/DG3/W	c/w Trim Bezel - White

LED Information

Total (Watts)	15W	20W
Lumens Delivered		
Cool White	1557lm	2250lm
Warm White	1484lm	2230lm
Lm/W Cool White	103lm	112lm
Lm/W Warm White	98lm	112lm
CRI	Ra 80	
CCT	3000K/4000K	
Input	230V	
Hertz	50/60Hz	
Operating Temp	-20°C to 40°C	





Project - Sixpad
London, UK



Project - School Campus
Dudley, UK

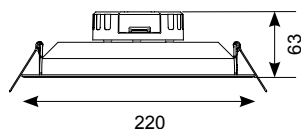
Vega LED Downlight

Supplied c/w Integral Driver



87

- Economic LED replacement for higher output PLC downlights
- Low profile design with integral driver for speed of installation
- 17W LED comparable to 2x18W PLC
- 23W LED comparable to 2x26W PLC
- LED lifespan L70 36,000 hours
- Non-dimmable



AVEGLED/1/WW



Low Profile Design



AVEGLED/1/CW

LED Information

Total (Watts)	17W	23W
Lumens Delivered		
Cool White	1435lm	1946lm
Warm White	1389lm	1860lm
Lm/W Cool White	84lm	84lm
Lm/W Warm White	82lm	83lm
Beam Angle	107°	
CRI	Ra 80	
CCT	4000K	
	3000K	
Input	230V	
Hertz	50/60Hz	
Operating Temp	-5°C to 45°C	

Code	Lamp	Description
AVEGLED/1/CW	LED	17W - Cool White
AVEGLED/2/CW	LED	23W - Cool White
AVEGLED/1/WW	LED	17W - Warm White
AVEGLED/2/WW	LED	23W - Warm White

Option /M3 Emergency



Warrington: +44 (0) 1942 433333
Belfast: +44 (0) 2890 773750



Freska LED Downlight

Supplied c/w Remote Driver



AFRLED230/CW



AFRLED170/CW



AFRLED125/CW



Self-Test Emergency Pack

Ultra-Slim 25mm Profile Depth

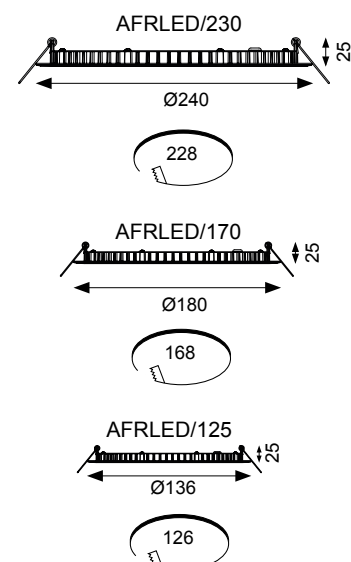
Code	Lamp	Description
AFRLED125/CW	LED	10W - Cool White
AFRLED170/CW	LED	13W - Cool White
AFRLED230/CW	LED	19W - Cool White
AFRLED125/WW	LED	10W - Warm White
AFRLED170/WW	LED	13W - Warm White
AFRLED230/WW	LED	19W - Warm White

Option	AFRLED/M3/ST	Self-Test Emergency Pack
--------	--------------	--------------------------

Accessory	ASBP/12	7.2V 3000mAh Ni-cd Replacement Battery
-----------	---------	--

- Economic ultra-slim circular LED downlight
- Ideal for use in areas with shallow ceiling void
- Remote driver with plug and play connection
- Edge lit providing excellent uniform illumination
- 10W comparable performance to 13W PLC
- 13W comparable performance to 18W PLC
- 19W comparable performance to 26W PLC
- LED lifespan L70 30,000 hours
- Non-dimmable

- Optional plug-in self-test emergency pack suitable for all three models

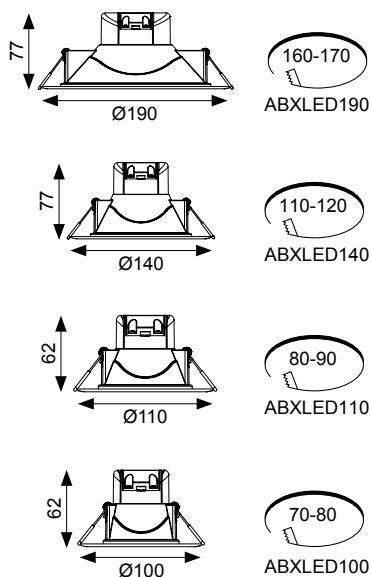


LED Information

Total (Watts)	10W	
	13W	
	19W	
Lumens Delivered		
10W	618lm	534lm
13W	916lm	795lm
19W	1208lm	1152lm
Lm/W 10W	62lm	59lm
Lm/W 13W	70lm	61lm
Lm/W 19W	64lm	61lm
CRI	Ra 80	
CCT	4000K	
	3000K	
Input	230V	
Hertz	50/60Hz	
Operating Temp	-10°C to 25°C	



- Economic polycarbonate circular LED downlight
- Low profile design with integral driver with loop-in, loop-out terminals for ease and speed of installation
- Edge lit providing excellent uniform illumination
- 5W exceeds performance of 20W halogen
- 7W comparable performance to 35W halogen
- 12W comparable performance to 18W PLC
- 19W comparable performance to 26W PLC
- LED lifespan L70 25,000 hours
- Non-dimmable



LED Information

	Cool White	Warm White
Total (Watts)	5W 7W	12W 20W
Lumens Delivered		
5W	403lm	371lm
7W	587lm	576lm
12W	875lm	857lm
19W	1657lm	1620lm
Lm/W 5W	80lm	74lm
Lm/W 7W	84lm	82lm
Lm/W 12W	73lm	71lm
Lm/W 19W	87lm	85lm
Beam Angle	100°	
CRI	Ra 80	
CCT	4000K 3000K	
Input	220V - 240V	
Hertz	50/60Hz	
Operating Temp	-10°C to 45°C	

Bexar LED Downlight

Supplied c/w Integral Driver



89



ABXLED190/CW



ABXLED140/CW



ABXLED110/CW



ABXLED100/WW



Code	Lamp	Description
ABXLED100/CW	LED	5W - Cool White
ABXLED110/CW	LED	7W - Cool White
ABXLED140/CW	LED	12W - Cool White
ABXLED190/CW	LED	20W - Cool White
ABXLED100/WW	LED	5W - Warm White
ABXLED110/WW	LED	7W - Warm White
ABXLED140/WW	LED	12W - Warm White
ABXLED190/WW	LED	20W - Warm White
Accessory ASLED/3NM	LED	1.5W Non-Maintained



Warrington: +44 (0) 1942 433333
Belfast: +44 (0) 2890 773750



Lodi LED Slim Downlight

Supplied c/w Integral Driver



ALODLED/75/CW



ALODLED/95/WW

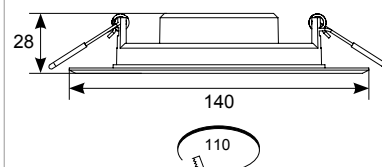
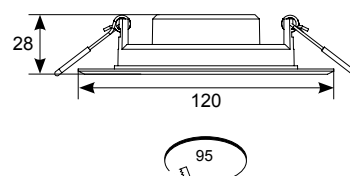
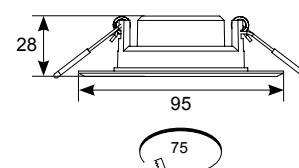


ALODLED/110/CW

Ultra-Slim 28mm Profile Depth

Code	Lamp	Description
ALODLED/75/CW	LED	4W - Cool White
ALODLED/95/CW	LED	8W - Cool White
ALODLED/110/CW	LED	11W - Cool White
ALODLED/75/WW	LED	4W - Warm White
ALODLED/95/WW	LED	8W - Warm White
ALODLED/110/WW	LED	11W - Warm White
Accessory ASLED/3NM	LED	1.5W Non-Maintained

- Economic polycarbonate circular LED downlight
- Low profile design with integral driver
- Ideal for use in areas with shallow ceiling voids
- 4W exceeds performance of 12W halogen
- 8W exceeds performance of 20W halogen
- 11W exceeds performance of 20W halogen
- Supplied pre-wired with 300mm of cable
- LED lifespan L70 25,000 hours



LED Information

Total (Watts)	4W	8W	11W
Lumens Delivered	Cool White	Warm White	
4W	307lm	286lm	
8W	620lm	589lm	
11W	740lm	683lm	
Lm/W 4W	77lm	71lm	
Lm/W 8W	79lm	76lm	
Lm/W 11W	68lm	62lm	
Beam Angle	100°		
CRI	Ra 80		
CCT	4000K		
	3000K		
Input	220V - 240V		
Hertz	50Hz		
Operating Temp	-15°C to 25°C		

Lodi LED Slim Downlight

Supplied c/w Integral Driver

- Economic polycarbonate circular LED downlight
- Low profile design with integral driver
- Ideal for use in areas with shallow ceiling voids
- 16W exceeds performance of 1x18W PL-C
- 22W exceeds performance of 1x26W PL-C
- 25W comparable to 1x32W PL-T
- Supplied pre-wired with 300mm of cable
- LED lifespan L70 25,000 hours



91



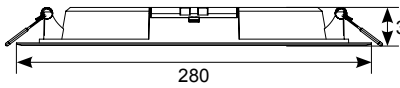
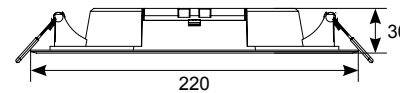
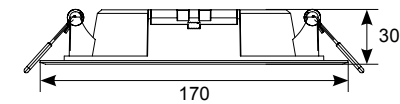
ALODLED/150/CW



ALODLED/200/WW



ALODLED/250/CW



LED Information

Total (Watts)	16W	
	22W	
	25W	
Lumens Delivered	Cool White	Warm White
16W	1089lm	1070lm
22W	1604lm	1527lm
25W	2035lm	1953lm
Lm/W 16W	72lm	66lm
Lm/W 22W	77lm	73lm
Lm/W 25W	85lm	80lm
Beam Angle	100°	
CRI	Ra 80	
CCT	4000K	
	3000K	
Input	220V - 240V	
Hertz	50Hz	
Operating Temp	-15°C to 25°C	

Ultra-Slim 30mm Profile Depth

Code	Lamp	Description
ALODLED/150/CW	LED	16W - Cool White
ALODLED/200/CW	LED	22W - Cool White
ALODLED/250/CW	LED	25W - Cool White
ALODLED/150/WW	LED	16W - Warm White
ALODLED/200/WW	LED	22W - Warm White
ALODLED/250/WW	LED	25W - Warm White
Accessory ASLED/3NM	LED	1.5W Non-Maintained



Warrington: +44 (0) 1942 433333
Belfast: +44 (0) 2890 773750



Argo LED IP65 Downlight


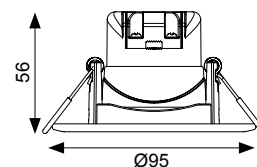
Supplied c/w Integral Driver



AARGD/CW



AARGD/WW



Chrome Trim Bezel Accessory



Satin Chrome Trim Bezel Accessory



Black Trim Bezel Accessory

LED Information

Total (Watts)	5W
Lumens Delivered	
Cool White	438lm
Warm White	427lm
Lm/W Cool White	87lm
Lm/W Warm White	85lm
Beam Angle	60°
CRI	Ra 80
CCT	4000K
	3000K
Input	220V - 240V
Hertz	50/60Hz
Operating Temp	- 15°C to 40°C



Code	Lamp	Description
AARGD/CW	LED	5W - Cool White
AARGD/WW	LED	5W - Warm White

Accessories AARGD/IP65BEZ/CH Chrome Trim Bezel

AARGD/IP65BEZ/SC Satin Chrome Trim Bezel

AARGD/IP65BEZ/BL Black Trim Bezel

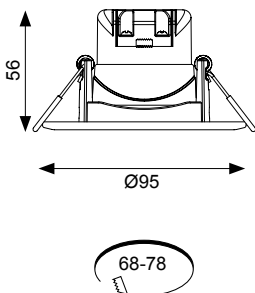
Argo LED Gimbal

Supplied c/w Integral Driver



93

- Recessed polycarbonate adjustable downlight with 25° tilt angle
- Multiple uses, including general downlighting, retail, cabinets and furniture applications
- Low profile design with integral driver with loop-in, loop-out terminals for ease and speed of installation
- Exceeds performance of 35W halogen
- LED lifespan L70 25,000 hours
- Non-dimmable



AARG/GIM/CW/W

LED Information

Total (Watts)	5W
Lumens Delivered	
Cool White	460lm
Warm White	400lm
Lm/W Cool White	92lm
Lm/W Warm White	80lm
Beam Angle	36°
CRI	Ra 80
CCT	4000K 3000K
Input	220V - 240V
Hertz	50/60Hz
Operating Temp	-15°C to 40°C



Code	Lamp	Description
AARG/GIM/CW/W	LED	5W - Cool White - White
AARG/GIM/WW/W	LED	5W - Warm White - White

Warrington: +44 (0) 1942 433333
Belfast: +44 (0) 2890 773750



Capizzi LED

Supplied Less Driver

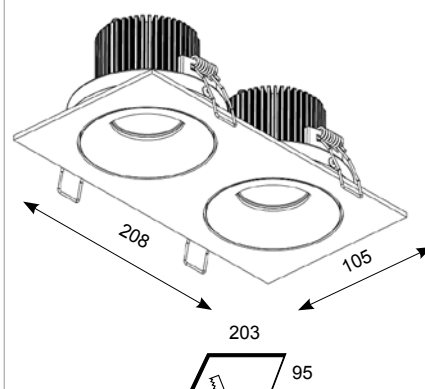
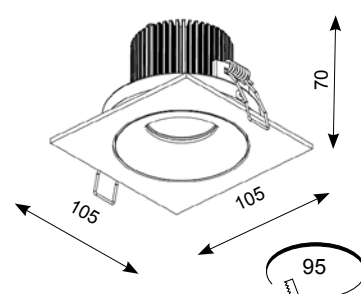


ACDLEDX1



ACDLEDX2

- Single and twin adjustable LED downlight with integral reflector and front glass
- Suitable for domestic and commercial applications
- Die-cast aluminium construction with matt white painted finish
- LED lifespan L70 60,000 hours



LED Information

Total (Watts)	1x8W
	2x8W
Lumens Delivered	361lm
	723lm
Lm/W	45lm
Beam Angle	42°
CRI	Ra 80
CCT	3000K
Input	350mA
Hertz	50/60Hz
Operating Temp	-10°C to 40°C

Code	Lamp	Description
ACDLEDX1	LED	1 x 8W - Warm White
ACDLEDX2	LED	2 x 8W - Warm White

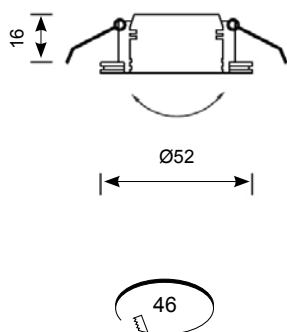
Accessories	AD9W/350	9W 350mA LED Driver
	ADK20W/350	20W 350mA LED Driver
	AMCD25W	25W 350mA Dimmable LED Driver
	AMCD50W	50W 350mA Dimmable LED Driver





- Micro recessed adjustable downlight with 40° tilt angle.
- Multiple uses, including general illumination, retail, cabinets and furniture applications
- LED lifespan
L70 50,000 hours

Note: Provision should be made for fitting of driver due to minimal cut-out diameter



AIGLED/CW



AIGLED/WW



AIGLED/CW/W



AIGLED/WW/W

LED Information

Total (Watts)	3W
Lumens Delivered	
Cool White	172lm
Warm White	141lm
Lm/W Cool White	31lm
Lm/W Warm White	28lm
Beam Angle	19°
CRI	Ra 80
CCT	4000K
	3000K
Input	700mA
Hertz	50/60Hz
Operating Temp	-20°C to 25°C

Code	Lamp	Description
AIGLED/CW	LED	3W - Cool White - Brushed Chrome
AIGLED/WW	LED	3W - Warm White - Brushed Chrome
AIGLED/CW/W	LED	3W - Cool White - White
AIGLED/WW/W	LED	3W - Warm White - White

Accessories	AD3W/700	3W 700mA LED Driver
	ADK12W/700	12W 700mA LED Driver
	ADK20W/700	20W 700mA LED Driver
	AMCD25W	25W 700mA Dimmable LED Driver
	AMCD50W	50W 700mA Dimmable LED Driver



Signal Pro LED Lithium Emergency Downlight

Supplied c/w Remote Driver and Battery Pack

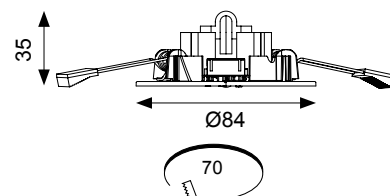


ASPRLED/LI/3M/DA
Open Area Lens



ASPRLED/LI/3M/DA
Escape Route Lens

- Compact LED Non-Maintained fixed downlight
- LiFePO4 Lithium battery provides enhanced product lifetime
- Supplied with open area and escape route interchangeable lenses
- High specification optic design and performance allows increased spacing providing reduced cost
- DALI emergency as standard
- If not connected to DALI network Self-test mode operates automatically



* 1 lux minimum must be used for all marked emergency escape routes, to be measured down the centre line of the escape route itself

** 0.5 lux minimum must be used for areas larger than 60m², the maximum value is to be measured across the area excluding 0.5 metre border around the edge of the room

*** Explanation of the symbols:-

Transverse - Wall

Distance to wall from side of fitting

Transverse - Transverse

Side to side spacing

Axial - Wall

Distance to wall from end of fitting

Axial - Axial

End to end spacing

Escape route 2 metres wide (1 Lux minimum) *					

	Mounting Height (M)	Transverse to Wall	Transverse to Transverse	Axial to Wall	Axial to Axial
	2.5	-	-	6	14
	4	-	-	5.5	16
	6	-	-	-	-

Open (Anti-Panic) area (0.5 Lux Minimum)**					

	Mounting Height (M)	Transverse to Wall	Transverse to Transverse	Axial to Wall	Axial to Axial
	2.5	4	8	4	8
	4	4.7	9	4.7	9
	6	4.9	9.5	4.9	9.5

LED Information

Total (Watts)	2.5W
Lumens Delivered Emergency Mode	
Open Area	209lm
Escape Route	201lm
Beam Angle	
Open Area	144°
Escape Route	143°
CCT	6000K
Input	220-240V
Hertz	50Hz
Operating Temp	5°C to 40°C

Code	Lamp	Description
ASPRLED/LI/3M/DA	LED	2.5W Non-Maintained

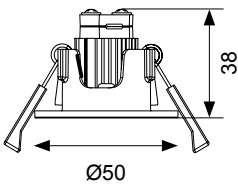
Accessory ASBP/19 6.4V 1500mAh LiFePO4 Lithium Replacement Battery



Signal LED Emergency Downlight

Supplied c/w Remote Driver and Battery Pack

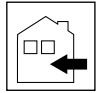
- Economic and compact LED Non-Maintained fixed downlight
- White and black powder coat paint finish
- LED combines power and green charge indicator
- 3 hour emergency output



- * 1 lux minimum must be used for all marked emergency escape routes, to be measured down the centre line of the escape route itself
- ** 0.5 lux minimum must be used for areas larger than 60m², the maximum value is to be measured across the area excluding 0.5 metre border around the edge of the room
- *** Explanation of the symbols:-
Transverse - Wall
 Distance to wall from side of fitting
Transverse - Transverse
 Side to side spacing
Axial - Wall
 Distance to wall from end of fitting
Axial - Axial
 End to end spacing

LED Information

Total (Watts)	1.5W
Lumens Delivered Emergency Mode	
ASLED/3NM	100lm
ASLED/3NM/B	107lm
Beam Angle	
ASLED/3NM	128°
ASLED/3NM/B	115°
CCT	6500K
Input	230V
Hertz	50/60Hz
Operating Temp	0°C to 40°C



97



ASLED/3NM



ASLED/3NM/B

		Escape route 2 metres wide (1 Lux minimum) *				
		***	□ ↔ ▨	□ ↔ □	□ ↔ ▨	□ ↔ □
Mounting Height (M)		Transverse to Wall	Transverse to Transverse	Axial to Wall	Axial to Axial	
2.5	ASLED/3NM	3	8.5	3	8.5	
4	ASLED/3NM	3	9	3	9	
2.5	ASLED/3NM/B	2.7	7	2.7	7	
4	ASLED/3NM/B	2.6	7.5	2.6	7.5	

		Open (Anti-Panic) area (0.5 Lux Minimum)**				
		***	□ ↔ ▨	□ ↔ □	□ ↔ ▨	□ ↔ □
Mounting Height (M)		Transverse to Wall	Transverse to Transverse	Axial to Wall	Axial to Axial	
2.5	ASLED/3NM	3.6	7.5	3.6	7.5	
4	ASLED/3NM	3.6	10.5	3.6	10.5	
6	ASLED/3NM	3.6	11	3.6	11	
2.5	ASLED/3NM/B	3	6.3	3	6.3	
4	ASLED/3NM/B	3	9	3	9	
6	ASLED/3NM/B	3	10.5	3	10.5	

Code	Lamp	Description
ASLED/3NM	LED	1.5W Non-Maintained
ASLED/3NM/B	LED	1.5W Non-Maintained

Accessory ASBP/8 3.6V 2Ah Ni-Cd Replacement Battery



Warrington: +44 (0) 1942 433333
 Belfast: +44 (0) 2890 773750

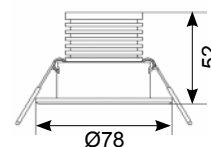


Beacon LED Emergency Adjustable Downlight

Supplied c/w Remote Driver and Battery Pack



- LED Non-Maintained adjustable die-cast aluminium downlight
- 3 hour emergency output
- Power and green charge LED are discreetly incorporated within the head
- 22° beam angle



Escape route 2 metres wide (1 Lux minimum) *					

	Mounting Height (M)	Transverse to Wall	Transverse to Transverse	Axial to Wall	Axial to Axial
	2.5	2	5.25	2	5.25
	4	2.5	6.5	2.5	6.5
	6	-	-	-	-

Open (Anti-Panic) area (0.5 Lux Minimum) **					

	Mounting Height (M)	Transverse to Wall	Transverse to Transverse	Axial to Wall	Axial to Axial
	2.5	2.25	5.7	2.25	5.7
	4	2.5	7.1	2.5	7.1
	6	3	8.25	3	8.25

* 1 lux minimum must be used for all marked emergency escape routes, to be measured down the centre line of the escape route itself

** 0.5 lux minimum must be used for areas larger than 60m², the maximum value is to be measured across the area excluding 0.5 metre border around the edge of the room

*** Explanation of the symbols:-

Transverse - Wall

Distance to wall from side of fitting

Transverse - Transverse

Side to side spacing

Axial - Wall

Distance to wall from end of fitting

Axial - Axial

End to end spacing

LED Information

Total (Watts)	5W
Lumens Delivered	
Emergency Mode	248lm
Beam Angle	22°
CCT	6500K
Input	230V
Hertz	50/60Hz
Operating Temp	0°C to 40°C

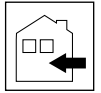
Code	Lamp	Description
ABLED/3NM	LED	5W Non-Maintained

Accessory	ASBP/9	3.6V 4.5Ah Ni-Cd Replacement Battery
-----------	--------	--------------------------------------



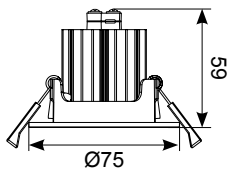
Beacon LED Fixed Emergency Downlight

Supplied c/w Remote Driver and Battery Pack



99

- LED Non-Maintained fixed polycarbonate downlight
- 3 hour emergency output
- Power and green charge LED are discreetly incorporated within the head
- 123° beam angle



* 1 lux minimum must be used for all marked emergency escape routes, to be measured down the centre line of the escape route itself

** 0.5 lux minimum must be used for areas larger than 60m², the maximum value is to be measured across the area excluding 0.5 metre border around the edge of the room

*** Explanation of the symbols:-

Transverse - Wall

Distance to wall from side of fitting

Transverse - Transverse

Side to side spacing

Axial - Wall

Distance to wall from end of fitting

Axial - Axial

End to end spacing

LED Information

Total (Watts)	5W
Lumens Delivered	
Emergency Mode	316lm
Beam Angle	123°
CCT	6500K
Input	230V
Hertz	50Hz
Operating Temp	0°C to 40°C

Escape route 2 metres wide (1 Lux minimum) *					

	Mounting Height (M)	Transverse to Wall	Transverse to Transverse	Axial to Wall	Axial to Axial
	2.5	-	-	3	9.5
	4	-	-	3.3	11.5
	6	-	-	-	-

Open (Anti-Panic) area (0.5 Lux Minimum) **					

	Mounting Height (M)	Transverse to Wall	Transverse to Transverse	Axial to Wall	Axial to Axial
	2.5	3.5	8.9	3.5	8.9
	4	4	11.4	4	11.4
	6	4.5	12.9	4.5	12.9

Code	Lamp	Description
ABFLED/3NM	LED	5W Non-Maintained

Accessory	ASBP/9	3.6V 4.5Ah Ni-Cd Replacement Battery
-----------	--------	--------------------------------------



Warrington: +44 (0) 1942 433333
Belfast: +44 (0) 2890 773750



Raven LED Lithium Emergency Downlight

Supplied c/w Integral Driver and Battery Pack

100



Emergency downlight with integral inverter and battery pack

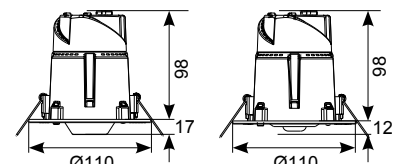


Escape Route




Open Area

- Recessed Self-test emergency downlight with self-contained inverter and battery pack
- LiFePO4 Lithium battery provides enhanced product lifetime
- Integral components for fast-fit installation
- Option of escape route or open area models
- High performance optic design
- Pre-wired with 150mm rubber insulated cable for ease of installation
- Up to 15 metres spacing between luminaires



Open Area

Escape Route



* 1 lux minimum must be used for all marked emergency escape routes, to be measured down the centre line of the escape route itself

** 0.5 lux minimum must be used for areas larger than 60m², the maximum value is to be measured across the area excluding 0.5 metre border around the edge of the room

*** Explanation of the symbols:-

Transverse - Wall

Distance to wall from side of fitting

Transverse - Transverse

Side to side spacing

Axial - Wall

Distance to wall from end of fitting

Axial - Axial

End to end spacing

Escape route 2 metres wide (1 Lux minimum) *					

	Mounting Height (M)	Transverse to Wall	Transverse to Transverse	Axial to Wall	Axial to Axial
	2.5	-	-	4	10
	4	-	-	3	11
	6	**	**	**	**

Open (Anti-Panic) area (0.5 Lux Minimum) **					

	Mounting Height (M)	Transverse to Wall	Transverse to Transverse	Axial to Wall	Axial to Axial
	2.5	2.5	4.88	2.5	4.88
	4	2.8	6.69	2.8	6.69
	6	2	8.5	2	8.5

Code	Lamp	Description
Self-Test ARALED/ER/3NM/ST	LED	3W Non-Maintained - Escape Route
ARALED/OA/3NM/ST	LED	3W Non-Maintained - Open Area
Accessory ASBP/14	3.2V 2600mA Li-FePO4 Lithium Replacement Battery	

LED Information

Total (Watts)	3W
Lumens Delivered	
Emergency Mode	
Open Area	114lm
Escape Route	90lm
Beam Angle	
Open Area	43.3°
Escape Route	132°
CCT	6500K
Input	220/240V
Hertz	50/60Hz
Operating Temp	0C° to 40C°

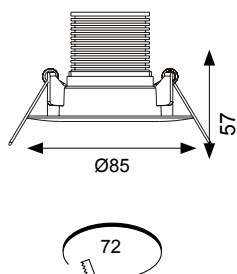
Merlin LED Emergency Downlight

Supplied c/w Remote Driver and Battery Pack

- Ultra-low profile recessed self-test emergency downlight
- Self-test as standard
- Option of escape route or open area models
- High specification optic design and performance allows increased spacing providing reduced cost
- Up to 17.8 metres spacing between luminaires



101



* 1 lux minimum must be used for all marked emergency escape routes, to be measured down the centre line of the escape route itself

** 0.5 lux minimum must be used for areas larger than 60m², the maximum value is to be measured across the area excluding 0.5 metre border around the edge of the room

*** Explanation of the symbols:-

Transverse - Wall

Distance to wall from side of fitting

Transverse - Transverse

Side to side spacing

Axial - Wall

Distance to wall from end of fitting

Axial - Axial

End to end spacing

LED Information

Total (Watts)	5W	
Lumens Delivered		
Emergency Mode	/B	
Open Area	245lm	191lm
Escape Route	206lm	229lm
Beam Angle		
Open Area	110°	108°
Escape Route	140°	140°
CCT	6500K	
Input	230V	
Hertz	50/60Hz	
Operating Temp	0°C to 45°C	



AMELED/OA/3NM/ST

AMELED/ER/3NM/ST/B

		Escape route 2 metres wide (1 Lux minimum) *			
		***	***	***	***
		***	***	***	***
Mounting Height (M)		Transverse to Wall	Transverse to Transverse	Axial to Wall	Axial to Axial
2.5	AMELED/ER/3NM/ST	-	-	5.5	14
4	AMELED/ER/3NM/ST	-	-	7.5	19.6
2.5	AMELED/ER/3NM/ST/B	-	-	5	14
4	AMELED/ER/3NM/ST/B	-	-	7	19.5

		Open (Anti-Panic) area (0.5 Lux Minimum) **			
		***	***	***	***
		***	***	***	***
Mounting Height (M)		Transverse to Wall	Transverse to Transverse	Axial to Wall	Axial to Axial
2.5	AMELED/OA/3NM/ST	3	6.5	3	6.5
4	AMELED/OA/3NM/ST	4	9.5	4	9.5
6	AMELED/OA/3NM/ST	5	11.5	5	11.5
2.5	AMELED/OA/3NM/ST/B	3	6	3	6
4	AMELED/OA/3NM/ST/B	4	9	4	9
6	AMELED/OA/3NM/ST/B	4.5	10	4.5	10

	Code	Lamp	Description
Self-Test	AMELED/ER/3NM/ST	LED	5W Non-Maintained - Escape Route
	AMELED/OA/3NM/ST	LED	5W Non-Maintained - Open Area
	AMELED/ER/3NM/ST/B	LED	5W Non-Maintained - Escape Route
	AMELED/OA/3NM/ST/B	LED	5W Non-Maintained - Open Area

Accessory	ASBP/9	3.6V 4.5Ah Ni-Cd Replacement Battery	
-----------	--------	--------------------------------------	--

IP65 Falcon LED Surface Emergency Downlight

Supplied c/w Integral Driver and Battery Pack



AFALED/3NM/ST/IP65



AFALED/3NM/ST/IP65/B

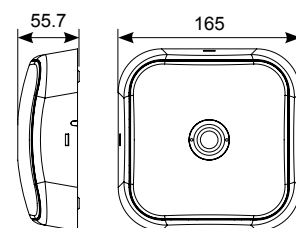


Open Area Lens



Escape Route Lens

- Compact surface ultra-low profile self-test emergency downlight
- Self-test as standard
- Supplied with open area and escape route interchangeable lenses
- High specification optic design and performance allows increased spacing providing reduced cost
- Up to 19.6 metres spacing between luminaires
- BESA mounting option



* 1 lux minimum must be used for all marked emergency escape routes, to be measured down the centre line of the escape route itself

** 0.5 lux minimum must be used for areas larger than 60m², the maximum value is to be measured across the area excluding 0.5 metre border around the edge of the room

*** Explanation of the symbols:-

Transverse - Wall

Distance to wall from side of fitting

Transverse - Transverse

Side to side spacing

Axial - Wall

Distance to wall from end of fitting

Axial - Axial

End to end spacing

		Escape route 2 metres wide (1 Lux minimum) *				

Mounting Height (M)		Transverse to Wall	Transverse to Transverse	Axial to Wall	Axial to Axial	
2.5	AFALED/ER/3NM/ST	-	-	4.2	10	
4		-	-	4.25	12	
2.5	AFALED/ER/3NM/ST/B	-	-	4	9.5	
4		-	-	3.6	11	

		Open (Anti-Panic) area (0.5 Lux Minimum)**				

Mounting Height (M)		Transverse to Wall	Transverse to Transverse	Axial to Wall	Axial to Axial	
2.5	AFALED/OA/3NM/ST	2.5	5	2.5	5	
4		3.5	7.1	3.5	7.1	
6		4	9.8	4	9.8	
2.5	AFALED/OA/3NM/ST/B	2.5	4.8	2.5	4.8	
4		3.5	6.8	3.5	6.8	
6		4	9.8	4	9.8	

	Code	Lamp	Description
Self-Test	AFALED/3NM/ST/IP65	LED	3W Non-Maintained
	AFALED/3NM/ST/IP65/B	LED	3W Non-Maintained - Black

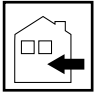
Accessory	ASBP/10	3.6V 3Ah Ni-Cd Replacement Battery
-----------	---------	------------------------------------

LED Information

Total (Watts)	3W	
Lumens Delivered		
Emergency Mode	/B	
Open Area	152lm	142lm
Escape Route	138lm	116lm
Beam Angle		
Open Area	96°	96°
Escape Route	140°	135°
CCT	6500K	
Input	230V	
Hertz	50/60Hz	
Operating Temp	0°C to 40°C	



LED Emergency Lighting Pack



103

- Emergency lighting pack for use with LED and Mains GU10 CFL Lamps as follows:-

GU10 LED Lamps

Minimum: 3W

Maximum: 8W

- 55mm cut-out aperture
- Will provide 3 hour duration



ACFLP/3

Code	Description
ACFLP/3	Maintained / Non-Maintained - LED



Warrington: +44 (0) 1942 433333
Belfast: +44 (0) 2890 773750



Gyro Cube Surface LED Downlight

Supplied c/w Integral Driver

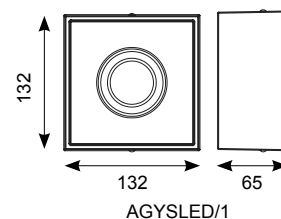


AGYSLED/1

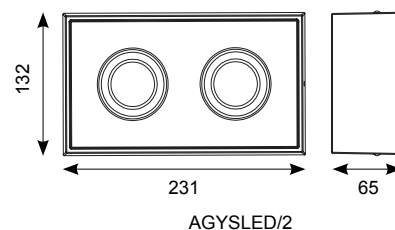


AGYSLED/2

- Multi-functional modern adjustable surface mounting LED fixture
- Comparable performance to 50W halogen
- 360° rotation and adjustable to 30°
- Die-cast aluminium construction with a matt white paint finish
- LED lifespan L70 50,000 hours
- Triac dimmable as standard



AGYSLED/1



AGYSLED/2

LED Information

Total (Watts)	8W
	2 x 8W
Lumens Delivered	
8W	540lm
2 x 8W	1060lm
Lm/W 8W	77lm
Lm/W 2 x 8W	82lm
Beam Angle	42°
CRI	Ra 90
CCT	3000K
Input	230V
Hertz	50Hz
Operating Temp	-20°C to 50°C

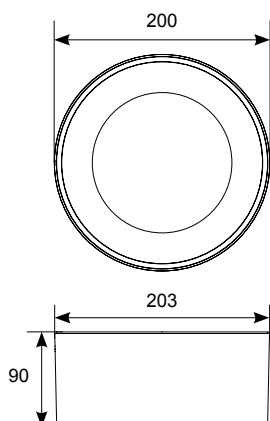
Code	Lamp	Description
AGYSLED/1	LED	8W - Warm White
AGYSLED/2	LED	2 x 8W - Warm White



Comfort CCT LED Surface Downlight

Supplied c/w Integral Driver

- Shallow surface mounted circular back-lit LED downlight
- One product provides both 3000K and 4000K colour temperature options
- Push fit terminals for ease and speed of installation
- Discreet rear bracket mounting method
- Deep cut off angle for glare control and comfort
- 21W exceeds performance 1x32W PL
- 26W exceeds performance 2x26W PL
- 2 CCT options selectable
- LED lifespan
L70 50,000 hours




LED Information

Total (Watts)	21W	26W
Lumens Delivered		
Cool White	1931lm	2430lm
Warm White	1796lm	2352lm
Lm/W Cool White	92lm	94lm
Lm/W Warm White	85lm	91lm
Beam Angle	94°	
CRI	Ra 80	
CCT	3000K 4000K	
Input	230V	
Hertz	50/60Hz	
Operating Temp	-20°C to 50°C	



Powered by
TRIDONIC
enlightening your ideas



105

Code	Lamp	Description
ASCOLED/1/CCT	LED	21W - Cool White/Warm White
ASCOLED/2/CCT	LED	26W - Cool White/Warm White

Options	/OCTO	OCTO Smart Control
	/DD	Digital Dimming (DD1/DD2/DD3/DD4)

Warrington: +44 (0) 1942 433333
Belfast: +44 (0) 2890 773750

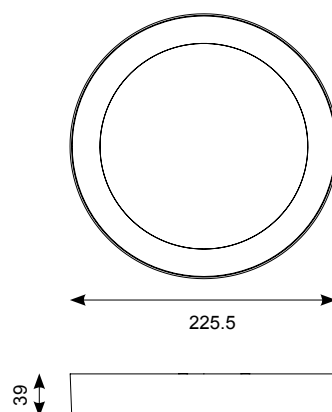


Freska Surface LED Downlight

Supplied c/w Integral Driver



- Shallow surface mounted circular edge-lit LED panel
- Simple twist and lock invisible fixing method enables ease and speed of installation
- Comparable performance to 26W PLC
- LED lifespan L70 50,000 hours
- Non-dimmable



LED Information

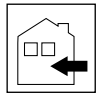
Total (Watts)	18W
Lumens Delivered	
Cool White	1368lm
Warm White	1273lm
Lm/W Cool White	76lm
Lm/W Warm White	70lm
CRI	Ra 80
CCT	4000K
	3000K
Input	230V
Hertz	50/60Hz
Operating Temp	-20°C to 40°C

Code	Lamp	Description
ASFRLED230/CW	LED	18W - Cool White
ASFRLED230/WW	LED	18W - Warm White



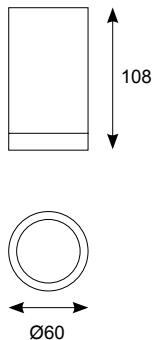
Rieti Surface LED Downlight

Supplied c/w Integral Driver



107

- Modern slim surface mounted LED downlight
- Die-cast aluminium construction with a matt white paint finish
- Suitable for domestic and commercial applications
- LED lifespan L70 50,000 hours
- Non-dimmable



LED Information

Total (Watts)	8W
Lumens Delivered	
Cool White	659lm
Warm White	607lm
Lm/W Cool White	82lm
Lm/W Warm White	76lm
CRI	Ra 90
CCT	4000K
	3000K
Input	230V
Hertz	50Hz
Operating Temp	-20°C to 25°C



Code	Lamp	Description
ARIELED/CW	LED	8W - Cool White
ARIELED/WW	LED	8W - Warm White

Warrington: +44 (0) 1942 433333
Belfast: +44 (0) 2890 773750



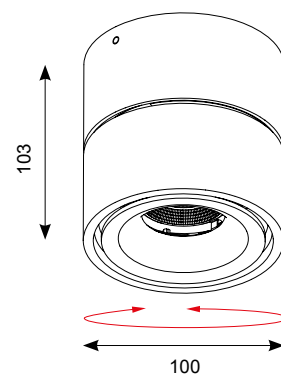
Uni LED

Supplied c/w Integral Driver



Fully adjustable to 90°

- Multi-functional adjustable surface mounting LED fixture
- Exceeds performance of 50W MR16 halogen
- 350° rotation and adjustable to 90°
- Suitable for use as ceiling mounting downlight or wall mounting in an upward or downward orientation
- Die-cast aluminium construction with a matt white paint finish
- LED lifespan L70 60,000 hours
- Triac dimmable as standard



LED Information

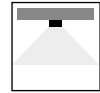
Total (Watts)	9W
Lumens Delivered	645lm
Lm/W	72lm
Beam Angle	31°
CRI	Ra 80
CCT	3000K
Input	230V
Hertz	50/60Hz
Operating Temp	-10°C to 40°C

Code	Lamp	Description
AUNIVLED	LED	9W - Warm White



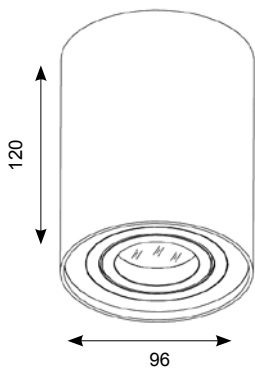
Novara Surface GU10

Supplied Less Lamp



109

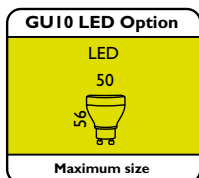
- Surface mounted GU10 downlight with tilt adjustment
- Suitable for GU10 LED, GU10 halogen and GU10 CFL lamps
- Aluminium construction
- 36° tilt angle and 355° rotation



ANSGU10/SC



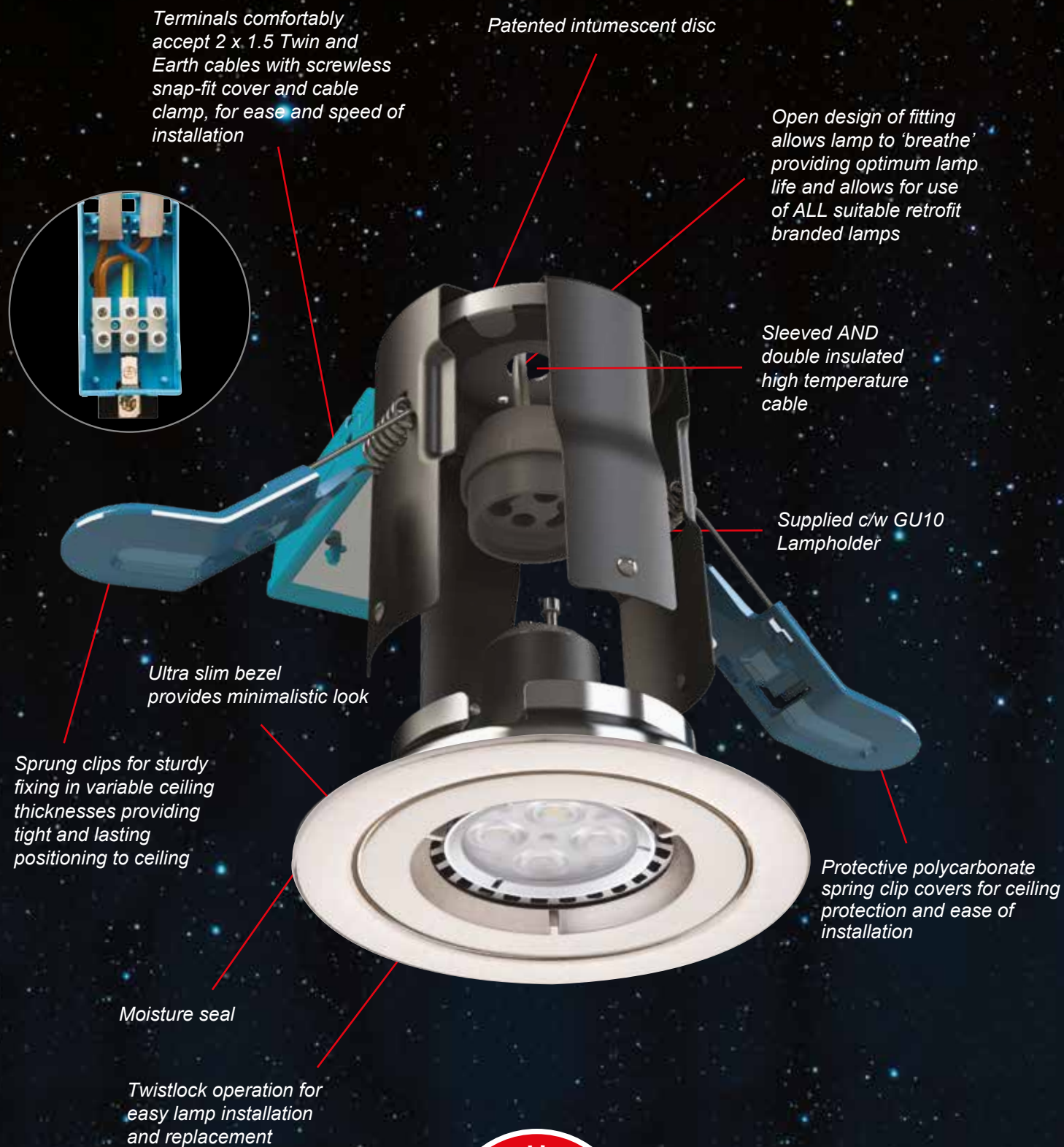
ANSGU10/W



Code	Lamp	Description
ANSGU10/W	GU10	White
ANSGU10/SC	GU10	Satin Chrome

Warrington: +44 (0) 1942 433333
Belfast: +44 (0) 2890 773750







INNOVATIVE INTUMESCENT ACTION

This patented and registered design, incorporates a unique intumescent reaction allowing a totally new concept as a cage constructed luminaire.

In comparison to existing fire rated enclosed can designs, iCage Mini and its components operate in a cooler environment and are not reliant on forward heat lamp to provide lower operating temperatures.


iCage Mini offers the installer and specifier comprehensive lamp options, including Part L Compliant LED as well as traditional halogen.




Normal Operation



Activated Intumescent



Part B
Test Nos.
30 Minutes Chilt/A/12229
60 Minutes Chilt/A/12230
90 Minutes Chilt/A/12231



Part C
Test Nos.
P100567



Part E
Test No.
BRE/254782



BEZEL OPTIONS

Fully tested in 30, 60 and 90 minute ceilings



White



Matt White



Brass



Chrome



Satin
Chrome



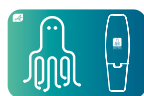
Antique
Brass



Black
Chrome

iCage Mini 50W GU10 Die-Cast Downlight

Supplied Less Lamp



AMICD/W



AMICD/MW



AMICD/BR



AMICD/CH



AMICD/SC



AMICD/AB



AMICD/BLC



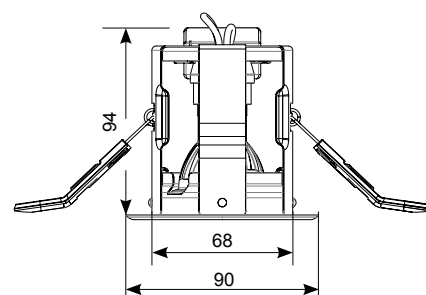
- Suitable for standard GU10 LED or halogen lamps retrofit
- Protective polycarbonate spring clip covers for ceiling protection and ease of installation
- Dedicated forward heat lamps NOT required
- Extra large terminals for fast loop-in, loop-out wiring
- Twistlock lamp retaining ring for ease of lamp replacement
- Ultra-slim bezel profile
- Compact Fire Rated downlight for shallow ceiling voids

Lamp Options



GU10 LED

GU10 Halogen



76

Code	Lamp	Description
AMICD/W	GU10	50W - White
AMICD/MW	GU10	50W - Matt White
AMICD/BR	GU10	50W - Brass
AMICD/CH	GU10	50W - Chrome
AMICD/SC	GU10	50W - Satin Chrome
AMICD/AB	GU10	50W - Antique Brass
AMICD/BLC	GU10	50W - Black Chrome





Project - The Liquor Store
Manchester, UK

iCage Mini 50W GU10 Die-Cast Gimbal


Supplied Less Lamp



AMICG/W



AMICG/MW




AMICG/BR




AMICG/CH



AMICG/SC



AMICG/AB



AMICG/BLC



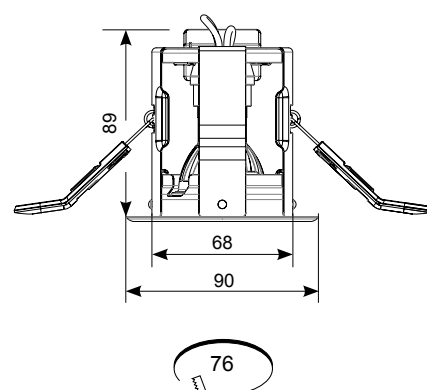
- Compact Fire Rated downlight for shallow ceiling voids
- Suitable for standard GU10 LED or halogen lamps retrofit
- Protective polycarbonate spring clip covers for ceiling protection and ease of installation
- Dedicated forward heat lamps NOT required
- Extra large terminals for fast loop-in, loop-out wiring
- Twistlock lamp retaining ring for ease of lamp replacement
- Ultra-slim bezel profile

Lamp Options



GU10 LED

GU10 Halogen



Code	Lamp	Description
AMICG/W	GU10	50W - White
AMICG/MW	GU10	50W - Matt White
AMICG/BR	GU10	50W - Brass
AMICG/CH	GU10	50W - Chrome
AMICG/SC	GU10	50W - Satin Chrome
AMICG/AB	GU10	50W - Antique Brass
AMICG/BLC	GU10	50W - Black Chrome



iCage Mini IP65 50W GU10 Die-Cast Downlight

Supplied Less Lamp



115

- Compact Fire Rated downlight for shallow ceiling voids
- Suitable for standard GU10 LED or halogen lamps retrofit
- Protective polycarbonate spring clip covers for ceiling protection and ease of installation
- Dedicated forward heat lamps NOT required
- Extra large terminals for fast loop-in, loop-out wiring
- Twistlock lamp retaining ring for ease of lamp replacement
- Ultra-slim bezel profile



AMICD/IP65/W



AMICD/IP65/MW



AMICD/IP65/BR



AMICD/IP65/CH



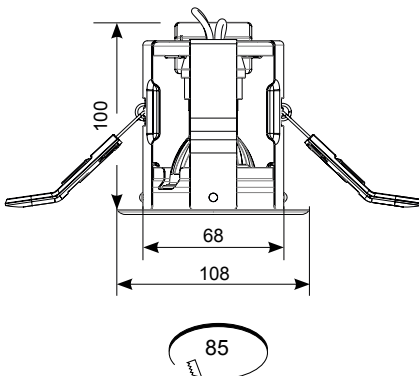
AMICD/IP65/SC



AMICD/IP65/AB



AMICD/IP65/BLC



Code	Lamp	Description
AMICD/IP65/W	GU10	50W - White
AMICD/IP65/MW	GU10	50W - Matt White
AMICD/IP65/BR	GU10	50W - Brass
AMICD/IP65/CH	GU10	50W - Chrome
AMICD/IP65/SC	GU10	50W - Satin Chrome
AMICD/IP65/AB	GU10	50W - Antique Brass
AMICD/IP65/BLC	GU10	50W - Black Chrome



EDGE™

GU10 / FRD

Optional insulation support allows the placing of continuous loft insulation to comply to Part L of Building Regulations

Terminals comfortably accept 2 x 1.5 Twin and Earth cables with screwless snap-fit cover and cable clamp, for ease and speed of installation

Sleeved and double insulated high temperature cable

Supplied c/w GU10 lampholder

Open design of fitting allows lamp to 'breathe' providing optimum lamp life and allows for use of ALL suitable retrofit branded lamps

Protective sheathing spring clips for ceiling protection and ease of installation

Intumescent disc

Acoustic cushion

Moisture seal

Available in matt white and plated finishes

Spring clips for sturdy fixing in variable ceiling thicknesses providing tight and lasting positioning to ceiling

Twistlock operation for easy lamp installation and replacement

Product Certification



Part B
Test Nos.
30 Minutes - Exova WF383637
60 Minutes - Exova WF383638
90 Minutes - Exova WF383639



Part C
Test Nos.
BRE P107853-1001



Part E
Test No.
BRE P107853-1000



Edge GU10 Fire Rated Downlight

Supplied Less Lamp



117

- Suitable for standard GU10 halogen or LED lamps
- Protective sheathing spring clips for ease of installation and ceiling protection
- Push fit terminals for fast loop-in, loop-out wiring
- Twistlock lamp retaining ring for ease of lamp replacement
- Ultra-slim bezel profile
- Compact Fire Rated downlight for shallow ceiling voids



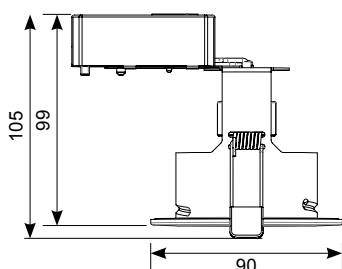
AEFRD/MW



AEFRD/CH



AEFRD/SC



Code	Lamp	Description
AEFRD/MW	GU10	50W - Matt White
AEFRD/CH	GU10	50W - Chrome
AEFRD/SC	GU10	50W - Satin Chrome

Accessories AEFRISD

Downlight Insulation Support

Warrington: +44 (0) 1942 433333
Belfast: +44 (0) 2890 773750



Edge GU10 Fire Rated Gimbal

Supplied Less Lamp



EDGETM
GU10 / FRD



AEFRG/MW



AEFRG/CH



AEFRG/SC

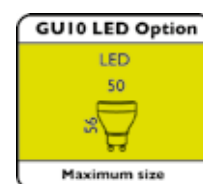

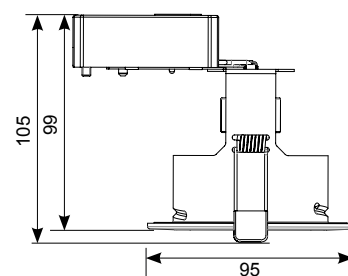
- Compact Fire Rated gimbal for shallow ceiling voids
- Suitable for standard GU10 halogen or LED lamps
- Protective sheathing spring clips for ceiling protection and ease of installation
- Push fit terminals for fast loop-in, loop-out wiring
- Twistlock lamp retaining ring for ease of lamp replacement
- Ultra-slim bezel profile

Lamp Options



GU10 LED

GU10 Halogen



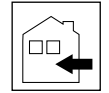
CE IP20

Code	Lamp	Description
AEFRG/MW	GU10	50W - Matt White
AEFRG/CH	GU10	50W - Chrome
AEFRG/SC	GU10	50W - Satin Chrome

Accessories AEFRISG Gimbal Insulation Support


Edge GU10 IP65 Fire Rated Downlight

Supplied Less Lamp



119

- Compact Fire Rated IP65 downlight for shallow ceiling voids
- Suitable for standard GU10 halogen or LED lamps
- IP65 ingress protection allows a range of installation options
- Protective sheathing spring clips for ceiling protection and ease of installation
- Push fit terminals for fast loop-in, loop-out wiring
- Twistlock lamp retaining ring for ease of lamp replacement
- Ultra-slim bezel profile




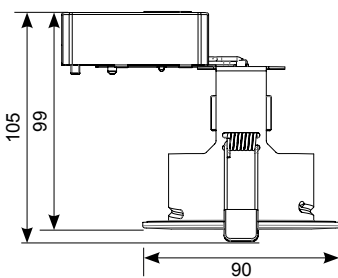
AEFRD/IP65/MW



AEFRD/IP65/CH



AEFRD/IP65/SC



Code	Lamp	Description
AEFRD/IP65/MW	GU10	50W - Matt White
AEFRD/IP65/CH	GU10	50W - Chrome
AEFRD/IP65/SC	GU10	50W - Satin Chrome

Accessories AEFRISD

Downlight Insulation Support

Warrington: +44 (0) 1942 433333
Belfast: +44 (0) 2890 773750



Lyric GU10

Supplied Less Lamp



ALGU10/1



ALGU10/1/MW



ALGU10/2/MW



ALGU10/2

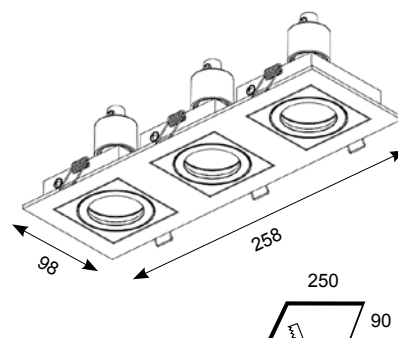
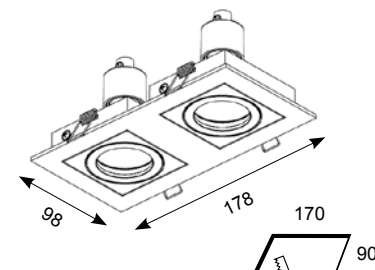
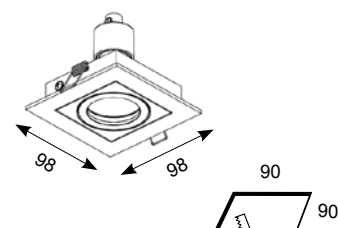


ALGU10/3

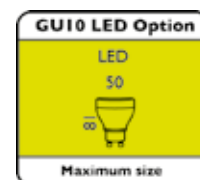


ALGU10/3/MW

- Recessed display downlights adjustable on two axes
- Suitable for GU10 LED, GU10 halogen and GU10 CFL lamps
- Die-cast aluminium construction with brushed satin finish



Depth less stirrup bracket: 24
Depth with stirrup fitted: 125




Code	Lamp	Description
ALGU10/1	GU10	1 x 50W - Brushed Satin
ALGU10/2	GU10	2 x 50W - Brushed Satin
ALGU10/3	GU10	3 x 50W - Brushed Satin
ALGU10/1/MW	GU10	1 x 50W - Matt White
ALGU10/2/MW	GU10	2 x 50W - Matt White
ALGU10/3/MW	GU10	3 x 50W - Matt White



Project - Harveys Restaurant
Rhuddlan, UK

Twistlock GU10 50W Die-Cast Downlight

Supplied Less Lamp



ATLD/W



ATLD/MW



ATLD/BR



ATLD/CH



ATLD/SC



ATLD/AB

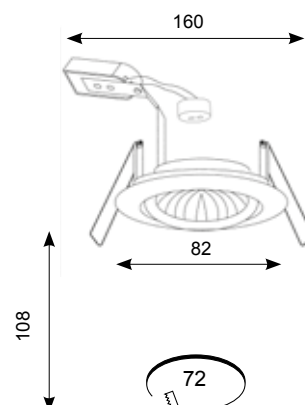


ATLD/BLC

- Manufactured from high grade die-cast aluminium
- Permanent earth on stirrup bracket for GU10 mains earthing
- Generous size of terminal housing for ease of wiring



ATL/BA fitted into Twistlock Low glare baffle adaptor



Code	Lamp	Description
ATLD/W	GU10	50W - White
ATLD/MW	GU10	50W - Matt White
ATLD/BR	GU10	50W - Brass
ATLD/CH	GU10	50W - Chrome
ATLD/SC	GU10	50W - Satin Chrome
ATLD/AB	GU10	50W - Antique Brass
ATLD/BLC	GU10	50W - Black Chrome

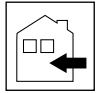

Accessories ATL/BA Low Glare Baffle Adaptor



CE IP20

Twistlock GU10 50W Die-Cast Gimbal

Supplied Less Lamp

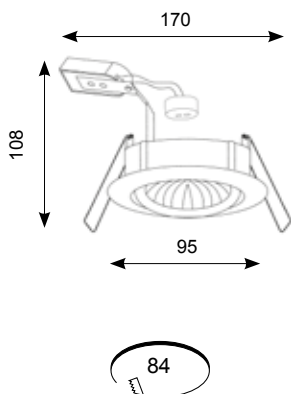


123

- Manufactured from high grade die-cast aluminium
- Permanent earth on stirrup bracket for GU10 mains earthing
- Generous size of terminal housing for ease of wiring
- 30 degree tilt angle



ATL/BA fitted into Twistlock
Low glare baffle adaptor



ATLG/W



ATLG/MW



ATLG/BR



ATLG/CH



ATLG/SC



ATLG/AB



ATLG/BLC

Code	Lamp	Description
ATLG/W	GU10	50W - White
ATLG/MW	GU10	50W - Matt White
ATLG/BR	GU10	50W - Brass
ATLG/CH	GU10	50W - Chrome
ATLG/SC	GU10	50W - Satin Chrome
ATLG/AB	GU10	50W - Antique Brass
ATLG/BLC	GU10	50W - Black Chrome

Accessories ATL/BA

Low Glare Baffle Adaptor

Warrington: +44 (0) 1942 433333
Belfast: +44 (0) 2890 773750



Twistlock GU10 50W Die-Cast Square Gimbal

Supplied Less Lamp



ATLSQG/W

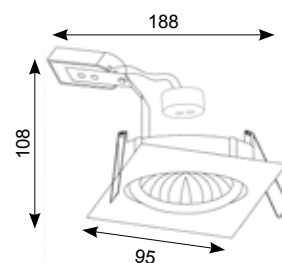


ATLSQG/CH

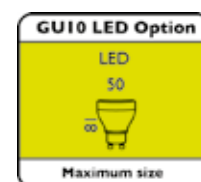


ATLSQG/SC

- Permanent earth on stirrup bracket for GU10 mains earthing
- 30 degree tilt angle



ATL/BA fitted into Twistlock Low glare baffle adaptor



Code	Lamp	Description
ATLSQG/W	GU10	50W - White
ATLSQG/CH	GU10	50W - Chrome
ATLSQG/SC	GU10	50W - Satin Chrome

Accessories ATL/BA Low Glare Baffle Adaptor



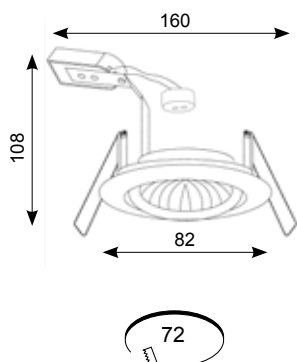
Twistlock GU10 35W IP44 Die-Cast Downlight

Supplied Less Lamp



125

- IP44 downlight suitable for bathrooms



ATLVD/IP44/W



ATLVD/IP44/CH



ATLVD/IP44/SC



ATL/BA fitted into Twistlock
Low glare baffle adaptor



Code	Lamp	Description
ATLVD/IP44/W	GU10	35W - White
ATLVD/IP44/CH	GU10	35W - Chrome
ATLVD/IP44/SC	GU10	35W - Satin Chrome

Accessory ATL/BA Low Glare Baffle Adaptor

Warrington: +44 (0) 1942 433333
Belfast: +44 (0) 2890 773750



Twistlock GU10 IP65 Downlight

Supplied Less Lamp



IP65 ATLD/IP65/W



IP65 ATLD/IP65/MW



IP65 ATLD/IP65/CH



IP65 ATLD/IP65/SC

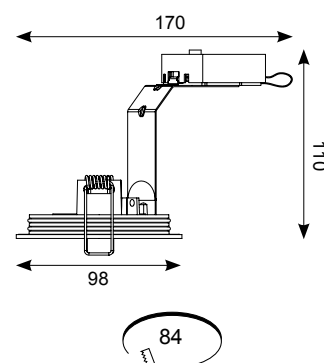
Code	Lamp	Description
ATLD/IP65/W	GU10	50W - White
ATLD/IP65/MW	GU10	50W - Matt White
ATLD/IP65/CH	GU10	50W - Chrome
ATLD/IP65/SC	GU10	50W - Satin Chrome

ATL/BA Low Glare Baffle Adaptor

- IP65 downlight suitable for bathroom use
- Die-cast aluminium construction with clear glass
- Permanent earth on stirrup bracket for GU10 mains earthing
- Generous size of terminal housing for ease of wiring



ATL/BA fitted into Twistlock Low glare baffle adaptor



CE  **IP65**

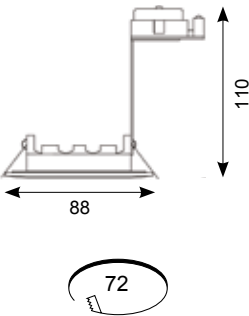
IP65 GU10/MR16 Die-Cast Bathroom Downlight

Supplied Less Lamp



127

- IP65 solid die-cast aluminium construction
- Supplied with MR16 and GU10 lampholders
- Clear glass



ABD/W



ABD/CH



ABD/SC

Code	Lamp	Description
ABD/W	GU10/MR16	50W - White
ABD/CH	GU10/MR16	50W - Chrome
ABD/SC	GU10/MR16	50W - Satin Chrome





Project - Private Residential
Warrington, UK

Twistlock GU10 / 35W IP44 Outdoor Die-Cast Gimbal

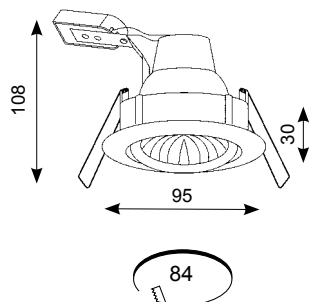
Supplied Less Lamp



129

- IP44 rated for exterior applications
- DuPont paint finish with 20 year guarantee

Suitable for GU10 LED only



ATLVOG/IP44/W



ATLVOG/IP44/SG

Suitable for external
soffit applications



ATLVOG/IP44/B



Code	Lamp	Description
ATLVOG/IP44/W	GU10*	35W - White
ATLVOG/IP44/B	GU10*	35W - Black
ATLVOG/IP44/SG	GU10*	35W - Silver Grey

*GU10 LED Only

Warrington: +44 (0) 1942 433333
Belfast: +44 (0) 2890 773750



Converter Kit Low Voltage and GU10

Supplied Less Lamp



ACP/W



ACP/CH

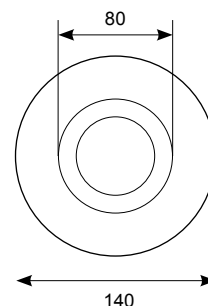


ACP/SC

- Retrofit converter kit to replace mains reflector downlights (R50, R64, R80) and eyeballs (R50, R64)
- Supplied with converter plate, downlight and a choice of low voltage and GU10 lampholders for MR16, GU10, CFL or LED lamp sources



Variable 70-98mm



Code	Lamp	Description
ACP/W	GU10 / MR16	50W - White
ACP/CH	GU10 / MR16	50W - Chrome
ACP/SC	GU10 / MR16	50W - Satin Chrome



MR16 GU10

- Fully tested for 60 minute fire protection
- Quick and easy installation from below or above the ceiling
- Ventilated to avoid over heating of light fittings

When selecting the size of firehood required, please allow the following minimum clearances around the downlight:
Horizontal: 40mm
Vertical: 15mm

Fire Hoods



Fire Hood

Hoods	Code	Cover Size (mm)	
	Standard Cover	Dia.	Height
	ADLC/0	150 x 120	
	ADLC/1	130 x 70	
	ADLC/2	130 x 100	
	ADLC/4	180 x 130	
	ADLC/6	260 x 120	
	ADLC/7	260 x 230	
	ADLC/8	300 x 170	
	ADLC/9	350 x 230	

Spare Lampholders

- Replacement lampholders



ASGU10L

Code	Description
ASGU10L	GU10 Stirrup Lampholder with earth

Single Circuit

Track and Surface System with Push-fit and Lock Connection

GU10 Mains Voltage
Track Pack

133



Mains Track and
Accessories

135



Unity 0 LED Mains

139



Unity 1 LED Mains

140



Unity 2 LED Mains

142



Unity 3 LED Mains

143



Unity 4 LED Mains

144



Unity Wallwash LED
Mains

146



Como 50W GU10 Mains

148



Dara 50W GU10 Mains

149



Zita 50W GU10 Mains

150



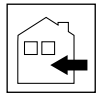
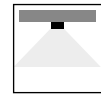
Lanzia 50W GU10 Mains

151



Single Circuit GU10 Mains Voltage Track Pack

Supplied Less Lamp



133

- 1 Metre track
- Track supplied with live and dead ends
- Optional trim ring included
- Full range of accessories available to join track packs

AMTP1/W



AMTP1/SS
Fitted Trim Ring



Code	Lamp	Description
AMTP1/W	GU10	3 x 50W - White
AMTP1/SS	GU10	3 x 50W - Satin Silver

Warrington: +44 (0) 1942 433333
Belfast: +44 (0) 2890 773750

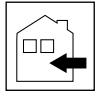




Project - Paper Assist
Dublin, Ireland

Mains Voltage 16A Single Circuit Track

Supplied c/w Live and Dead End

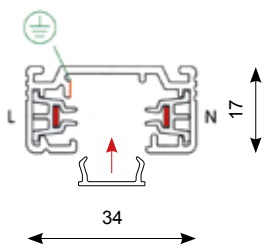


135

- 240V 16A mains track system for low voltage and mains fittings
- Option of surface mounting or suspended
- Track supplied c/w live end (Earth left) and dead end
- Maximum mechanical loading of 50N
- Track inserts can be cut to desirable lengths



Generous Terminal Capacity



Track Cross Section



Single Circuit Track Insert



	Code	Description
1 Metre	AMT1/W	1 Metre - White
	AMT1/B	1 Metre - Black
	AMT1/SS	1 Metre - Satin Silver
2 Metre	AMT2/W	2 Metre - White
	AMT2/B	2 Metre - Black
	AMT2/SS	2 Metre - Satin Silver
Accessories	AMTINS/W	2 Metre - White Track Insert
	AMTINS/B	2 Metre - Black Track Insert
	AMTINS/SS	2 Metre - Satin Silver Track Insert



Mains Voltage 16A Single Circuit Track Accessories



- Extensive range of accessories for track and track packs
- Option of left and right feed for Live end, L and T connectors



Flexible incoming wiring access

Code Description



Live End -
Earth Left

AMTLE/PL/W	White
AMTLE/PL/B	Black
AMTLE/PL/SS	Satin Silver



Live End -
Earth Right

AMTLE/PR/W	White
AMTLE/PR/B	Black
AMTLE/PR/SS	Satin Silver




Butt
Connector

AMTBC/W	White
AMTBC/B	Black
AMTBC/SS	Satin Silver



Straight
Connector

AMTSC/W	White
AMTSC/B	Black
AMTSC/SS	Satin Silver



X-Connector

AMTXC/W	White
AMTXC/B	Black
AMTXC/SS	Satin Silver



Dead End

AMTDE/W	White
AMTDE/B	Black
AMTDE/SS	Satin Silver



Surface Monopoint with
Unity 2 LED Mains fitting

Mains Voltage 16A Single Circuit Track Accessories

- Extensive range of accessories for track and track packs
- Option of left and right feed for Live end, L and T connectors



137

Code Description



**L Connector -
Earth Inside**

AMTLC/PI/W	White
AMTLC/PI/B	Black
AMTLC/PI/SS	Satin Silver



**L Connector -
Earth Outside**

AMTLC/PO/W	White
AMTLC/PO/B	Black
AMTLC/PO/SS	Satin Silver



**T-Connector -
Earth Inside**

AMTTC/PI/W	White
AMTTC/PI/B	Black
AMTTC/PI/SS	Satin Silver



**T-Connector -
Earth Outside**

AMTTC/PO/W	White
AMTTC/PO/B	Black
AMTTC/PO/SS	Satin Silver



**6A Track Adaptor
c/w cable clamp**

AMTA/W	White
AMTA/B	Black
AMTA/SS	Satin Silver



**Flexible
Connector**

AMTFC/W	White
AMTFC/B	Black
AMTFC/SS	Satin Silver



**Suspension
Kit**

AMTSK	c/w 3metre Steel Chord
--------------	------------------------



**Surface
Monopoint**

AMON/GU10/W	White
AMON/GU10/B	Black
AMON/GU10/SS	Satin Silver

(Diameter 120mm x Depth 25mm)

Single Circuit Track Planning System

- Choice of left or right earth connection for complex installations
- Adjacent diagram provides an illustration of correct accessory selection



Live End
Earth Left



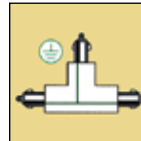
Live End
Earth Right



L Connector
Earth Outside



L Connector
Earth Inside

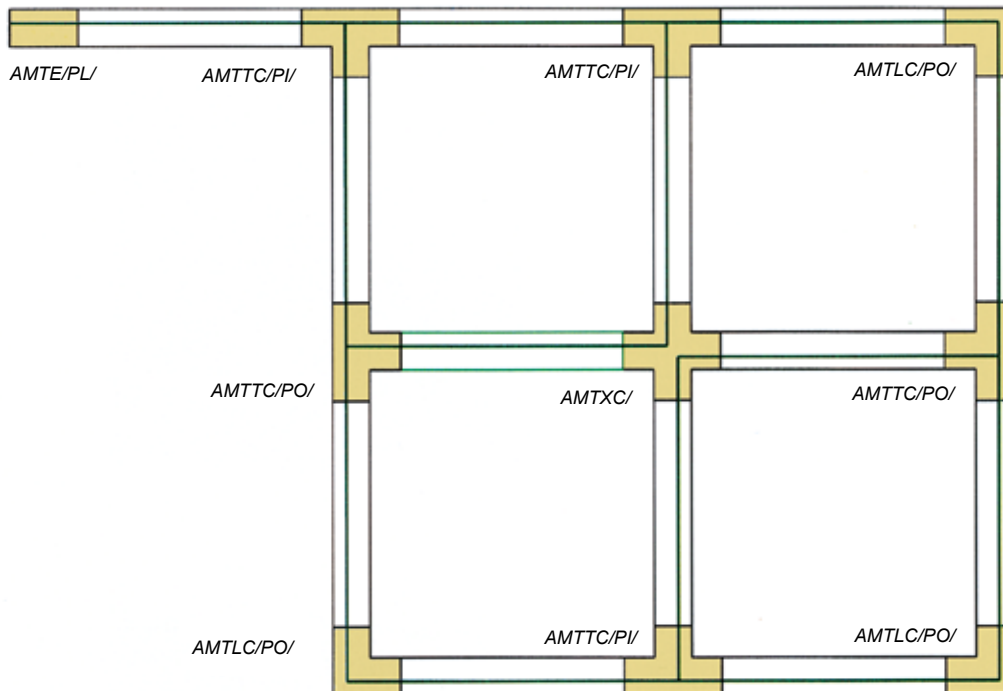


T Connector
Earth Left



T Connector
Earth Right


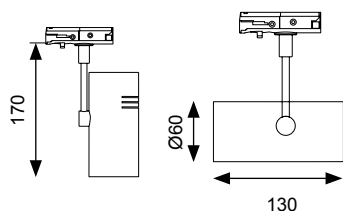
Example of correct accessory selection



Single Circuit Unity 0 LED Mains

Supplied c/w Integral Driver

- Compact LED trackspot with integral driver
- True 50W halogen replacement
- 355° rotation with 0-180° tilt on the bracket
- Mirror finish anodized reflector
- Anti-glare design for visual comfort
- LED lifespan L70 50,000 hours
- Non-dimmable



LED Information

Total (Watts)	10W
Lumens Delivered	
Cool White	691lm
Warm White	629lm
Lm/W Cool White	69lm
Lm/W Warm White	63lm
Beam Angle	50°
CRI	Ra 90
CCT	4000K 3000K
Input	230V
Hertz	50Hz
Operating Temp	-20°C to 25°C



AULEDS0/CW/W



AULEDS0/CW/B



AULEDS0/CW/SS

Code	Lamp	Description
AULEDS0/CW/W	LED	10W - Cool White - White
AULEDS0/CW/B	LED	10W - Cool White - Black
AULEDS0/CW/SS	LED	10W - Cool White - Satin Silver
AULEDS0/WW/W	LED	10W - Warm White - White
AULEDS0/WW/B	LED	10W - Warm White - Black
AULEDS0/WW/SS	LED	10W - Warm White - Satin Silver
AMON/GU10/W	Surface Monopoint - White	
AMON/GU10/B	Surface Monopoint - Black	
AMON/GU10/SS	Surface Monopoint - Satin Silver	

Warrington: +44 (0) 1942 433333
Belfast: +44 (0) 2890 773750



Single Circuit Unity 1 LED Mains

Supplied c/w Integral Driver



Powered by



AULEDS1/W

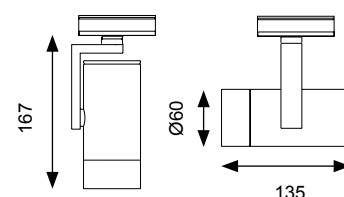


AULEDS1/B



AULEDS1/SS

- Compact LED trackspot with integral driver
- Comparable performance to 100W halogen
- 355° rotation with 0-180° tilt on the bracket
- Mirror finish anodized reflector
- Anti-glare design to create visual comfort
- LED lifespan L70 50,000 hours
- Non-dimmable



Mains Voltage
Track Mounted



Mains Surface
Monopoint




Code	Lamp	Description
AULEDS1/W	LED	15W - Cool White - White
AULEDS1/B	LED	15W - Cool White - Black
AULEDS1/SS	LED	15W - Cool White - Satin Silver
AULEDS1/WW/W	LED	15W - Warm White - White
AULEDS1/WW/B	LED	15W - Warm White - Black
AULEDS1/WW/SS	LED	15W - Warm White - Satin Silver

Accessories	AMON/GU10/W	Surface Monopoint - White
	AMON/GU10/B	Surface Monopoint - Black
	AMON/GU10/SS	Surface Monopoint - Satin Silver

LED Information

Total (Watts)	15W
Lumens Delivered	
Cool White	941lm
Warm White	938lm
Lm/W Cool White	63lm
Lm/W Warm White	63lm
Beam Angle	19°
CRI	Ra 90
CCT	4000K 3000K
Input	230V
Hertz	50/60Hz
Operating Temp	-20°C to 25°C





Project - Syneco
Galway, Ireland

Single Circuit Unity 2 LED Mains

Supplied c/w Integral Driver



AULEDS2/W

Powered by
TRIDONIC
▼ enlightening your ideas

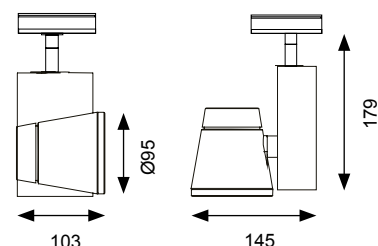


AULEDS2/SS




AULEDS2/B

- LED trackspot with integral driver
- Comparable performance to 70W HQI
- 355° rotation with 0-180° tilt on the bracket
- Mirror finish anodized reflector
- Anti-glare design to create visual comfort
- LED lifespan L70 50,000 hours
- Non-dimmable



*Suitable for suspension in a closed continuous installation e.g square/rectangular



Code	Lamp	Description
AULEDS2/W	LED	29W - Cool White - White
AULEDS2/B	LED	29W - Cool White - Black
AULEDS2/SS	LED	29W - Cool White - Satin Silver
AULEDS2/WW/W	LED	29W - Warm White - White
AULEDS2/WW/B	LED	29W - Warm White - Black
AULEDS2/WW/SS	LED	29W - Warm White - Satin Silver

Accessories	AMON/GU10/W	Surface Monopoint - White
	AMON/GU10/B	Surface Monopoint - Black
	AMON/GU10/SS	Surface Monopoint - Satin Silver

LED Information

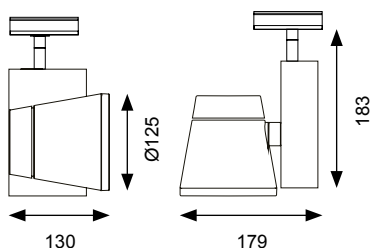
Total (Watts)	29W
Lumens Delivered	
Cool White	2699lm
Warm White	2497lm
Lm/W Cool White	93lm
Lm/W Warm White	86lm
Beam Angle	40°
CRI	Ra 90
CCT	4000K 3000K
Input	230V
Hertz	50/60Hz
Operating Temp	-20°C to 25°C




Single Circuit Unity 3 LED Mains

Supplied c/w Integral Driver

- LED trackspot with integral driver
- Comparable performance to 100W HQI
- 355° rotation with 0-180° tilt on the bracket
- Mirror finish anodized reflector
- Anti-glare design to create visual comfort
- LED lifespan L70 50,000 hours
- Non-dimmable



*Suitable for suspension in a closed continuous installation e.g square/rectangular



LED Information

Total (Watts)	37W
Lumens Delivered	
Cool White	3239lm
Warm White	2887lm
Cool White Lm/W	88lm
Warm White Lm/W	78lm
Beam Angle	40°
CRI	Ra 90
CCT	4000K
	3000K
Input	230V
Hertz	50/60Hz
Operating Temp	-20°C to 25°C



AULEDS3/W

Powered by
TRIDONIC
enlightening your ideas



AULEDS3/B



AULEDS3/SS

Code	Lamp	Description
AULEDS3/W	LED	37W - Cool White - White
AULEDS3/B	LED	37W - Cool White - Black
AULEDS3/SS	LED	37W - Cool White - Satin Silver
AULEDS3/WW/W	LED	37W - Warm White - White
AULEDS3/WW/B	LED	37W - Warm White - Black
AULEDS3/WW/SS	LED	37W - Warm White - Satin Silver
Accessories		
AMON/GU10/W		Surface Monopoint - White
AMON/GU10/B		Surface Monopoint - Black
AMON/GU10/SS		Surface Monopoint - Satin Silver



Warrington: +44 (0) 1942 433333
Belfast: +44 (0) 2890 773750



Single Circuit Unity 4 LED Mains

Supplied c/w Integral Driver



AULEDS4/W



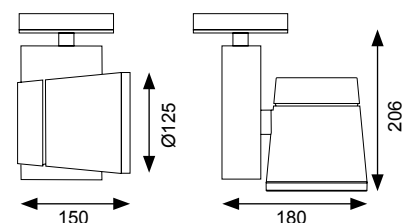
AULEDS4/B




AULEDS4/SS

Code	Lamp	Description
AULEDS4/W	LED	42W - Cool White - White
AULEDS4/B	LED	42W - Cool White - Black
AULEDS4/SS	LED	42W - Cool White - Satin Silver
AULEDS4/WW/W	LED	42W - Warm White - White
AULEDS4/WW/B	LED	42W - Warm White - Black
AULEDS4/WW/SS	LED	42W - Warm White - Satin Silver
Accessories		
AMON/GU10/W		Surface Monopoint - White
AMON/GU10/B		Surface Monopoint - Black
AMON/GU10/SS		Surface Monopoint - Satin Silver

- LED trackspot with integral driver
- Comparable performance to 150W HQL
- 355° rotation with 0-180° tilt on the bracket
- Mirror finish anodized reflector
- Anti-glare design to create visual comfort
- LED lifespan L70 50,000 hours
- Non-dimmable



*Suitable for suspension in a closed continuous installation e.g square/rectangular



LED Information

Total (Watts)	42W
Lumens Delivered	
Cool White	3922lm
Warm White	3709lm
Cool White Lm/W	93lm
Warm White Lm/W	88lm
Beam Angle	40°
CRI	Ra 90
CCT	4000K
	3000K
Input	230V
Hertz	50/60Hz
Operating Temp	-20°C to 25°C





Project - The Fashion Parade
Uttoxeter, UK

Single Circuit Unity Wallwash LED Mains

Supplied c/w Integral Driver

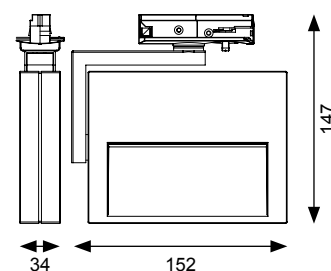


AULEDSW/CW/W



AULEDSW/WW/B

- Ultra-modern LED wallwash trackspot with integral driver
- Comparable performance to 35W halogen
- 355° rotation with 0-180° tilt on the bracket
- Unique reflector design enhances distribution for maximum efficiency and light output
- LED lifespan L70 50,000 hours
- Triac dimmable



LED Information

Total (Watts)	17W
Lumens Delivered	
Cool White	529lm
Warm White	487lm
Lm/W Cool White	31lm
Lm/W Warm White	28lm
Beam Angle	76°
CRI	Ra 90
CCT	4000K 3000K
Input	230V
Hertz	50Hz
Operating Temp	-20°C to 25°C

Code	Lamp	Description
AULEDSW/CW/W	LED	17W - Cool White - White
AULEDSW/CW/B	LED	17W - Cool White - Black
AULEDSW/WW/W	LED	17W - Warm White - White
AULEDSW/WW/B	LED	17W - Warm White - Black
Accessories	AMON/GU10/W	Surface Monopoint - White
	AMON/GU10/B	Surface Monopoint - Black





Single Circuit Como 50W GU10 Mains

Supplied Less Lamp



ACOGU10S/SS

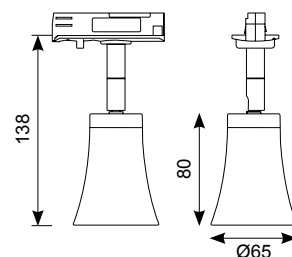


ACOGU10S/W



ACOGU10S/B

- Modern track spot
- Design of housing accommodates varied lamp lengths up to 56mm
- 355° rotation, spot head tilt angle to 90°
- Triac Dimmable



Mains Voltage
Track Mounted



Mains Surface
Monopoint

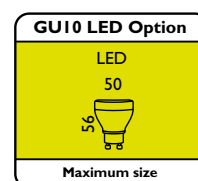


Code	Lamp	Description
ACOGU10S/W	GU10	White
ACOGU10S/B	GU10	Black
ACOGU10S/SS	GU10	Satin Silver

Accessories AMON/GU10/W Surface Monopoint - White

AMON/GU10/B Surface Monopoint - Black

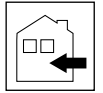

AMON/GU10/SS Surface Monopoint - Satin Silver



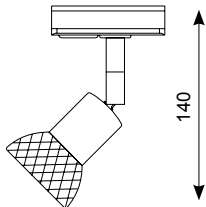
Single Circuit Dara 50W GU10 Mains

Supplied Less Lamp

- 355° rotation, spot head tilt angle to 90°
- Triac Dimmable



149



Mains Voltage
Track Mounted



Mains Surface
Monopoint



ADGU10S/SS



ADGU10S/W



ADGU10S/B

Code	Lamp	Description
ADGU10S/W	GU10	White
ADGU10S/B	GU10	Black
ADGU10S/SS	GU10	Satin Silver

Accessories	AMON/GU10/W	Surface Monopoint - White
	AMON/GU10/B	Surface Monopoint - Black
	AMON/GU10/SS	Surface Monopoint - Satin Silver

Warrington: +44 (0) 1942 433333
Belfast: +44 (0) 2890 773750



Single Circuit Zita 50W GU10 Mains

Supplied Less Lamp

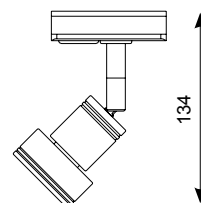


AZGU10S/W



AZGU10S/SS
Fitted Trim Ring

- Modern sleek spotlight with option of trim ring to encapsulate lamp
- 355° rotation, spot head tilt angle to 90°
- Triac Dimmable



Mains Voltage
Track Mounted



Mains Surface
Monopoint



Code	Lamp	Description
AZGU10S/W	GU10	White
AZGU10S/SS	GU10	Satin Silver

Accessories AMON/GU10/W Surface Monopoint - White

AMON/GU10/SS Surface Monopoint - Satin Silver

AZTR/W Trim Ring - White

AZTR/SS Trim Ring - Satin Silver



CE □ IP20

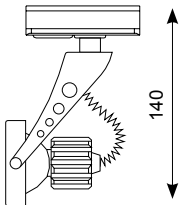
Single Circuit Lanzia 50W GU10 Mains

Supplied Less Lamp

- 355 degree rotation, spot head tilt angle to 90°
- Triac Dimmable



151



Mains Voltage
Track Mounted



Mains Surface
Monopoint



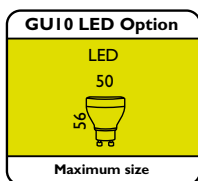
ALGU10S/B



ALGU10S/SS



ALGU10S/W



Code	Lamp	Description
ALGU10S/W	GU10	White
ALGU10S/B	GU10	Black
ALGU10S/SS	GU10	Satin Silver

Accessories	AMON/GU10/W	Surface Monopoint - White
	AMON/GU10/B	Surface Monopoint - Black
	AMON/GU10/SS	Surface Monopoint - Satin Silver

Warrington: +44 (0) 1942 433333
Belfast: +44 (0) 2890 773750



Three Circuit

Track and Surface System with Push-fit and Lock Connection

Mains Track and Accessories

153



Unity 0 LED Mains

157



Unity 1 LED Mains

158



Unity 2 LED Mains

159



Unity 3 LED Mains

160



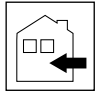
Unity 4 LED Mains

161



Mains Voltage 16A Three Circuit Track

Supplied c/w Live and Dead End

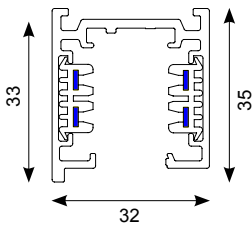


153

- 240V 16A mains track system
- Three circuit connectivity provides multiple group switching options
- Option of surface mounting or suspended
- Track supplied c/w live end (Earth left) and dead end
- Maximum mechanical loading of 50N



Generous Terminal Capacity



Track Cross Section



	Code	Description
1 Metre	A/3MT1/W	1 Metre - White
	A/3MT1/B	1 Metre - Black
	A/3MT1/SS	1 Metre - Satin Silver
2 Metre	A/3MT2/W	2 Metre - White
	A/3MT2/B	2 Metre - Black
	A/3MT2/SS	2 Metre - Satin Silver
Accessories	AMTINS/W	2 Metre - White Track Insert
	AMTINS/B	2 Metre - Black Track Insert
	AMTINS/SS	2 Metre - Satin Silver Track Insert









Mains Voltage 16A Three Circuit Track Accessories



- Extensive range of accessories
- Option of left and right feed for Live end, L and T connectors

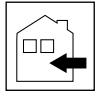


Flexible incoming wiring access







	Code	Description
	A/3MTLE/PL/W	White
	A/3MTLE/PL/B	Black
	A/3MTLE/PL/SS	Satin Silver
	A/3MTLE/PR/W	White
	A/3MTLE/PR/B	Black
	A/3MTLE/PR/SS	Satin Silver
	A/3MTBC/W	White
	A/3MTBC/B	Black
	A/3MTBC/SS	Satin Silver
	A/3MTSC/W	White
	A/3MTSC/B	Black
	A/3MTSC/SS	Satin Silver
	A/3MTXC/W	White
	A/3MTXC/B	Black
	A/3MTXC/SS	Satin Silver
	A/3MTDE/W	White
	A/3MTDE/B	Black
	A/3MTDE/SS	Satin Silver

Mains Voltage 16A Three Circuit Track Accessories

- Extensive range of accessories
- Option of left and right feed for Live end, L and T connectors



155

	Code	Description
	A/3MTLC/PI/W	White
	A/3MTLC/PI/B	Black
	A/3MTLC/PI/SS	Satin Silver
	A/3MTLC/PO/W	White
	A/3MTLC/PO/B	Black
	A/3MTLC/PO/SS	Satin Silver
	A/3MTTC/PI/W	White
	A/3MTTC/PI/B	Black
	A/3MTTC/PI/SS	Satin Silver
	A/3MTTC/PO/W	White
	A/3MTTC/PO/B	Black
	A/3MTTC/PO/SS	Satin Silver
	A/3MTA/W	White
	A/3MTA/B	Black
	A/3MTA/SS	Satin Silver
	A/3MTFC/W	White
	A/3MTFC/B	Black
	A/3MTFC/SS	Satin Silver
	A/3MTSK	c/w 3metre Steel Chord
	A/3MON/GU10/W	White
	A/3MON/GU10/B	Black
	A/3MON/GU10/SS	Satin Silver
	(Diameter 125mm x Depth 32mm)	

Three Circuit Track Planning System

- Choice of left or right earth connection for complex installations
- Adjacent diagram provides an illustration of correct accessory selection



Live End
Earth Left



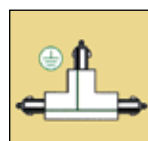
Live End
Earth Right



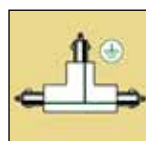
L Connector
Earth Outside



L Connector
Earth Inside

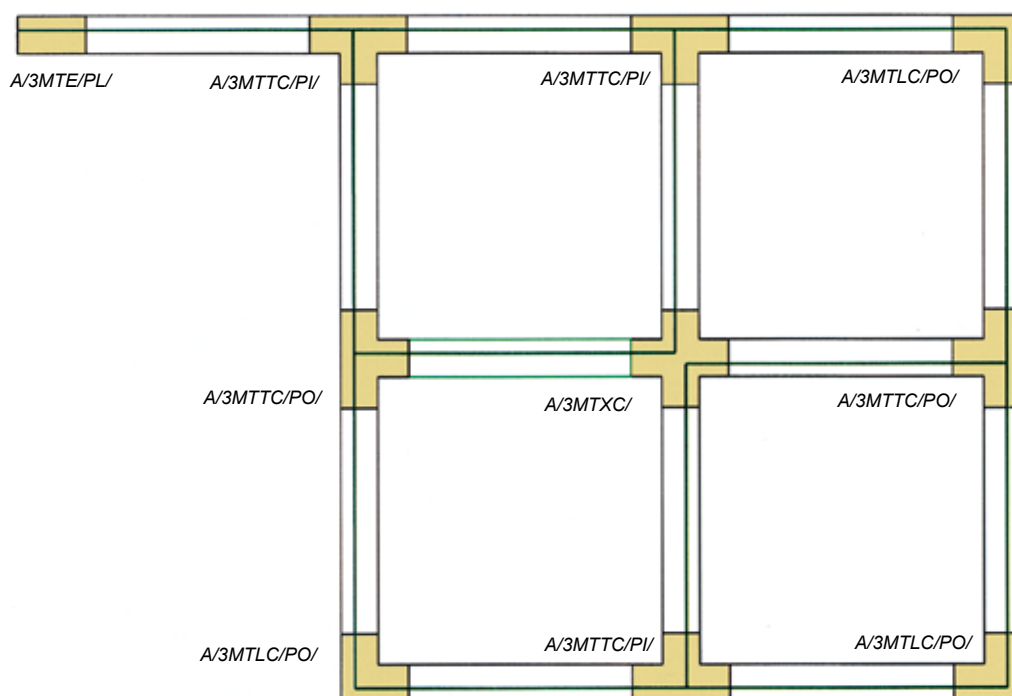


T Connector
Earth Left



T Connector
Earth Right


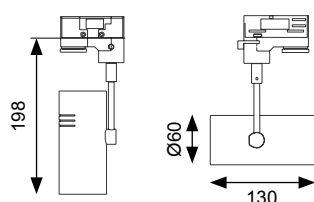
Example of correct accessory selection



Three Circuit Unity 0 LED Mains

Supplied c/w Integral Driver

- Compact LED trackspot with integral driver
- Three circuit functionality allows for installations with multi-circuit requirement
- True 50W halogen replacement
- 355° rotation with 0-180° tilt on the bracket
- Mirror finish anodized reflector
- Anti-glare design for visual comfort
- LED lifespan L70 50,000 hours
- Non-dimmable



LED Information

Total (Watts)	10W
Lumens Delivered	
Cool White	691lm
Warm White	629lm
Lm/W Cool White	69lm
Lm/W Warm White	63lm
Beam Angle	50°
CRI	Ra 90
CCT	4000K
	3000K
Input	230V
Hertz	50Hz
Operating Temp	-20°C to 25°C



Powered by



A/3ULEDS0/CW/W



A/3ULEDS0/CW/B



A/3ULEDS0/CW/SS

Code	Lamp	Description
A/3ULEDS0/CW/W	LED	10W - Cool White - White
A/3ULEDS0/CW/B	LED	10W - Cool White - Black
A/3ULEDS0/CW/SS	LED	10W - Cool White - Satin Silver
A/3ULEDS0/WW/W	LED	10W - Warm White - White
A/3ULEDS0/WW/B	LED	10W - Warm White - Black
A/3ULEDS0/WW/SS	LED	10W - Warm White - Satin Silver
A/3MON/GU10/W	Surface Monopoint - White	
A/3MON/GU10/B	Surface Monopoint - Black	
A/3MON/GU10/SS	Surface Monopoint - Satin Silver	

Three Circuit Unity 1 LED Mains

Supplied c/w Integral Driver



Powered by

HEP

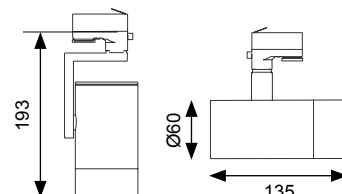
A/3ULEDS1/W

A/3ULEDS1/B

A/3ULEDS1/SS

Code	Lamp	Description
A/3ULEDS1/W	LED	15W - Cool White - White
A/3ULEDS1/B	LED	15W - Cool White - Black
A/3ULEDS1/SS	LED	15W - Cool White - Satin Silver
A/3ULEDS1/WW/W	LED	15W - Warm White - White
A/3ULEDS1/WW/B	LED	15W - Warm White - Black
A/3ULEDS1/WW/SS	LED	15W - Warm White - Satin Silver
Accessories	A/3MON/GU10/W	Surface Monopoint - White
	A/3MON/GU10/B	Surface Monopoint - Black
	A/3MON/GU10/SS	Surface Monopoint - Satin Silver

- Compact LED trackspot with integral driver
- Three circuit functionality allows for installations with multi-circuit requirement
- Comparable performance to 100W halogen
- 355° rotation with 0-180° tilt on the bracket
- Mirror finish anodized reflector
- Anti-glare design to create visual comfort
- LED lifespan L70 50,000 hours
- Non-dimmable



Mains Voltage
Track Mounted



Mains Surface
Monopoint



LED Information

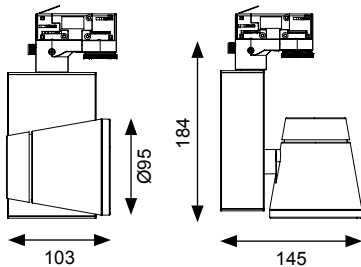
Total (Watts)	15W
Lumens Delivered	
Cool White	946lm
Warm White	938lm
Lm/W Cool White	63lm
Lm/W Warm White	63lm
Beam Angle	19°
CRI	Ra 90
CCT	4000K 3000K
Input	230V
Hertz	50/60Hz
Operating Temp	-20°C to 25°C



Three Circuit Unity 2 LED Mains

Supplied c/w Integral Driver

- LED trackspot with integral driver
- Three circuit functionality allows for installations with multi-circuit requirement
- Comparable performance to 70W HQL
- 355° rotation with 0-180° tilt on the bracket
- Mirror finish anodized reflector
- Anti-glare design to create visual comfort
- LED lifespan L70 50,000 hours
- Non-dimmable



*Suitable for suspension in a closed continuous installation e.g square/rectangular

*Mains Voltage Track Mounted



Mains Surface Monopoint



A/3ULEDS2/W

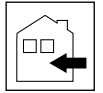
Powered by
TRIDONIC
enlightening your ideas

A/3ULEDS2/SS

A/3ULEDS2/B

LED Information

Total (Watts)	29W
Lumens Delivered	
Cool White	2699lm
Warm White	2497lm
Lm/W Cool White	93lm
Lm/W Warm White	86lm
Beam Angle	40°
CRI	Ra 90
CCT	4000K
	3000K
Input	230V
Hertz	50/60Hz
Operating Temp	-20°C to 25°C



Code	Lamp	Description
A/3ULEDS2/W	LED	29W - Cool White - White
A/3ULEDS2/B	LED	29W - Cool White - Black
A/3ULEDS2/SS	LED	29W - Cool White - Satin Silver
A/3ULEDS2/WW/W	LED	29W - Warm White - White
A/3ULEDS2/WW/B	LED	29W - Warm White - Black
A/3ULEDS2/WW/SS	LED	29W - Warm White - Satin Silver
Accessories	A/3MON/GU10/W	Surface Monopoint - White
	A/3MON/GU10/B	Surface Monopoint - Black
	A/3MON/GU10/SS	Surface Monopoint - Satin Silver



Three Circuit Unity 3 LED Mains

Supplied c/w Integral Driver



A/3ULEDS3/W

Powered by
TRIDONIC
▼ enlightening your ideas



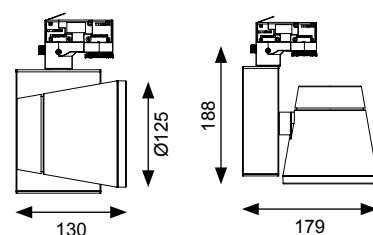
A/3ULEDS3/B




A/3ULEDS3/SS

Code	Lamp	Description
A/3ULEDS3/W	LED	37W - Cool White - White
A/3ULEDS3/B	LED	37W - Cool White - Black
A/3ULEDS3/SS	LED	37W - Cool White - Satin Silver
A/3ULEDS3/WW/W	LED	37W - Warm White - White
A/3ULEDS3/WW/B	LED	37W - Warm White - Black
A/3ULEDS3/WW/SS	LED	37W - Warm White - Satin Silver
Accessories	A/3MON/GU10/W	Surface Monopoint - White
	A/3MON/GU10/B	Surface Monopoint - Black
	A/3MON/GU10/SS	Surface Monopoint - Satin Silver

- LED trackspot with integral driver
- Three circuit functionality allows for installations with multi-circuit requirement
- Comparable performance to 100W HQL
- 355° rotation with 0-180° tilt on the bracket
- Mirror finish anodized reflector
- Anti-glare design to create visual comfort
- LED lifespan L70 50,000 hours
- Non-dimmable



*Suitable for suspension in a closed continuous installation e.g square/rectangular



LED Information

Total (Watts)	37W
Lumens Delivered	
Cool White	3239lm
Warm White	2887lm
Cool White Lm/W	88lm
Warm White Lm/W	78lm
Beam Angle	40°
CRI	Ra 90
CCT	4000K 3000K
Input	230V
Hertz	50/60Hz
Operating Temp	-20°C to 25°C



Three Circuit Unity 4 LED Mains

Supplied c/w Integral Driver

- LED trackspot with integral driver
- Three circuit functionality allows for installations with multi-circuit requirement
- Comparable performance to 150W HQI
- 355° rotation with 0-180° tilt on the bracket
- Mirror finish anodized reflector
- Powered by Osram
- Anti-glare design to create visual comfort
- LED lifespan L70 50,000 hours
- Non-dimmable



161



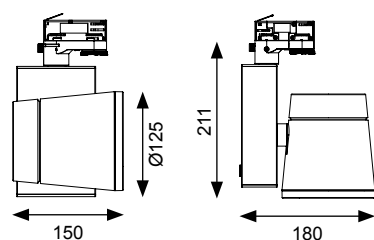
A/3ULEDS4/W



A/3ULEDS4/B



A/3ULEDS4/SS



*Suitable for suspension in a closed continuous installation e.g square/rectangular

*Mains Voltage Track Mounted



Mains Surface Monopoint



LED Information

Total (Watts)	42W
Lumens Delivered	
Cool White	3922lm
Warm White	3709lm
Cool White Lm/W	93lm
Warm White Lm/W	88lm
Beam Angle	40°
CRI	Ra 90
CCT	4000K
	3000K
Input	230V
Hertz	50/60Hz
Operating Temp	-20°C to 25°C

Code	Lamp	Description
A/3ULEDS4/W	LED	42W - Cool White - White
A/3ULEDS4/B	LED	42W - Cool White - Black
A/3ULEDS4/SS	LED	42W - Cool White - Satin Silver
A/3ULEDS4/WW/W	LED	42W - Warm White - White
A/3ULEDS4/WW/B	LED	42W - Warm White - Black
A/3ULEDS4/WW/SS	LED	42W - Warm White - Satin Silver
Accessories	A/3MON/GU10/W	Surface Monopoint - White
	A/3MON/GU10/B	Surface Monopoint - Black
	A/3MON/GU10/SS	Surface Monopoint - Satin Silver



Warrington: +44 (0) 1942 433333
Belfast: +44 (0) 2890 773750



Unity 0 Surface LED Mains

Supplied c/w Integral Driver



ASSULED0/CW/W

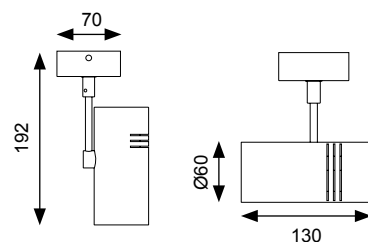


ASSULED0/CW/B



ASSULED0/CW/SS

- Compact Surface Mounting LED spotlight with integral driver
- True 50W halogen replacement
- 355° rotation with 0-180° tilt on bracket
- Mirror finish anodised reflector
- Anti-glare design for visual comfort
- LED lifespan L70 50,000 hours
- Non-dimmable



LED Information

Total (Watts)	10W
Lumens Delivered	691lm
Lm/W	69lm
Beam Angle	50°
CRI	Ra 90
CCT	4000K
Input	230V
Hertz	50Hz
Operating Temp	-20°C to 25°C


Code	Lamp	Description
ASSULED0/CW/W	LED	10W - Cool White - White
ASSULED0/CW/B	LED	10W - Cool White - Black
ASSULED0/CW/SS	LED	10W - Cool White - Satin Silver






Druzy LED

Supplied c/w Integral Driver

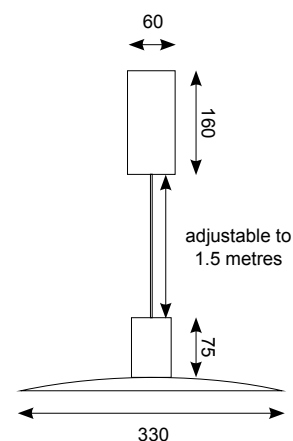


ADRLEDP/WW/W



ADRLEDP/WW/B

- Decorative pendant with die-cast housing
- White and black paint finish options with white inner shade
- Suitable for hotel, restaurant and commercial applications
- Comparable performance to 75W halogen
- LED lifespan L70 30,000 hours
- Triac dimmable as standard



LED Information

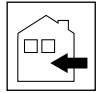

Total (Watts)	11.6W
Lumens Delivered	734lm
Lm/W	61lm
CRI	Ra 90
CCT	3000K
Input	220V-240V
Hertz	50/60Hz
Operating Temp	-10°C to 30°C

Code	Lamp	Description
ADRLEDP/WW/W	LED	11.6W - Warm White - White
ADRLEDP/WW/B	LED	11.6W - Warm White - Black




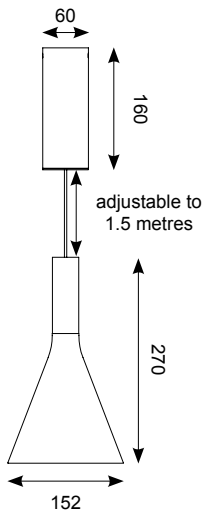
Jasper LED

Supplied c/w Integral Driver



165

- Decorative pendant with die-cast housing
- White and black paint finish options with white inner shade
- Suitable for hotel, restaurant and commercial applications
- LED lifespan L70 30,000 hours
- Triac dimmable as standard



AJSLEDP/WW/W



AJSLEDP/WW/B

LED Information

Total (Watts)	10W
Lumens Delivered	452lm
Lm/W	45lm
CRI	Ra 93
CCT	3000K
Input	230V
Hertz	50/60Hz
Operating Temp	-10°C to 30°C



Code	Lamp	Description
AJSLEDP/WW/W	LED	10W - Warm White - White
AJSLEDP/WW/B	LED	10W - Warm White - Black

Warrington: +44 (0) 1942 433333
Belfast: +44 (0) 2890 773750



Jade LED

Supplied c/w Integral Driver



Powered by

HEP

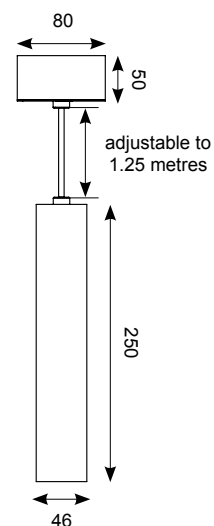


AJLEDP/WW/W



AJLEDP/WW/B

- Slim and modern LED pendant with die-cast housing
- White and black paint finish options with white bottom cover
- Suitable for hotel, restaurant and commercial applications
- Comparable performance to 50W halogen
- LED lifespan L70 50,000 hours
- Triac dimmable as standard



LED Information

Total (Watts)	7W
Lumens Delivered	512lm
Lm/W	73lm
CRI	Ra 80
CCT	3000K
Input	230V
Hertz	50Hz
Operating Temp	-20°C to 25°C

Code	Lamp	Description
AJLEDP/WW/W	LED	7W - Warm White - White
AJLEDP/WW/B	LED	7W - Warm White - Black



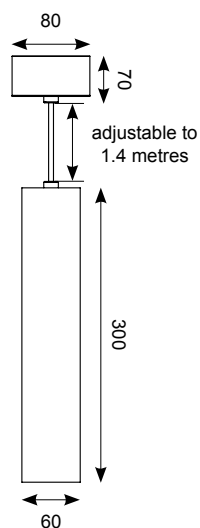
Ruby LED

Supplied c/w Integral Driver



167

- Slim and modern LED pendant with die-cast housing
- White and black paint finish options with white bottom cover
- Suitable for hotel, restaurant and commercial applications
- Exceeds performance of 42W PLC
- LED lifespan L70 50,000 hours
- Triac dimmable as standard



LED Information

Total (Watts)	15W
Lumens Delivered	1029lm
Lm/W	64lm
CRI	Ra 80
CCT	3000K
Input	230V
Hertz	50Hz
Operating Temp	-20°C to 25°C



ARULEDP/WWW



ARULEDP/WW/B



Code	Lamp	Description
ARULEDP/WW/W	LED	15W - Warm White - White
ARULEDP/WW/B	LED	15W - Warm White - Black

Warrington: +44 (0) 1942 433333
Belfast: +44 (0) 2890 773750



Secco LED

Supplied c/w Amber Coated LED Filament Lamp

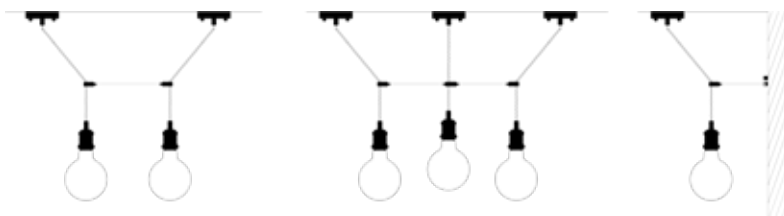


ASEC/G125/BLC

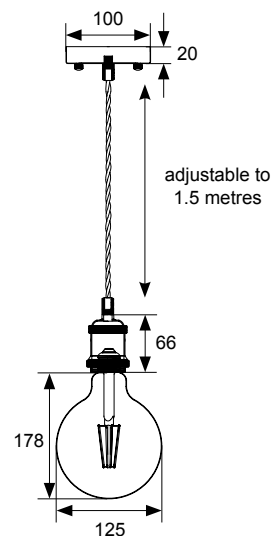


ASEC/G125/AB

Suspension options



- Die-cast vintage pendant design with soft amber coated glass
- Supplied c/w amber coated G125 LED filament lamp and suspension accessory
- Suitable for residential, hotel or restaurant applications
- Available in black chrome and antique brass finishes
- LED lifespan L70 20,000 hours
- Triac dimmable as standard



LED Information

Total (Watts)	7.5W
Lumens Delivered	779lm
CRI	Ra 80
CCT	2500K
Input	230V
Hertz	50Hz

Code	Lamp	Description
ASEC/G125/BLC	LED	7.5W - Amber Coating - Black Chrome
ASEC/G125/AB	LED	7.5W - Amber Coating - Antique Brass

Accessories	ALED/6W/G125/2500K	LED Filament Replacement Lamp
--------------------	---------------------------	-------------------------------



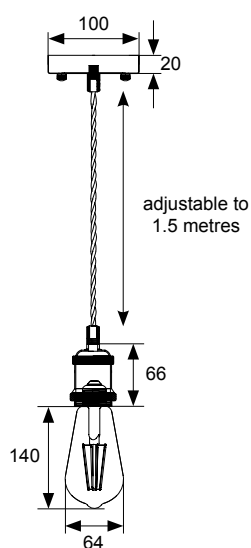
Secco LED

Supplied c/w Amber Coated LED Filament Lamp



169

- Die-cast vintage pendant design with soft amber coated glass
- Supplied c/w amber coated ST64 LED filament lamp and suspension accessory
- Suitable for residential, hotel or restaurant applications
- Available in black chrome and antique brass finishes
- LED lifespan L70 20,000 hours
- Triac dimmable as standard

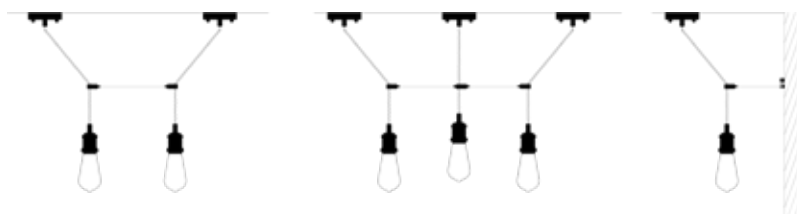


ASEC/ST64/AB



ASEC/ST64/BLC

Suspension options



LED Information

Total (Watts)	7.5W
Lumens Delivered	696lm
CRI	Ra 80
CCT	2500K
Input	230V
Hertz	50Hz

Code	Lamp	Description
ASEC/ST64/BLC	LED	7.5W - Amber Coating - Black Chrome
ASEC/ST64/AB	LED	7.5W - Amber Coating - Antique Brass
Accessories	ALED/6W/ST64/2500K	LED Filament Replacement Lamp



Warrington: +44 (0) 1942 433333
Belfast: +44 (0) 2890 773750





Project - Lakes College
Workington, UK

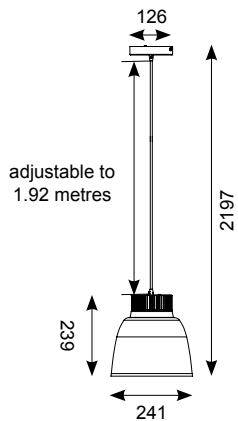
Decco LED

Supplied c/w Integral Driver



171

- Compact Decco pendant with die-cast housing and aluminium reflector
- Suitable for domestic, hotel, restaurant and commercial applications
- Matt white textured powder coat paint finish
- 21W exceeds performance of 35W HQI
- 40W exceeds performance of 70W HQI
- LED lifespan L70 54,000 hours
- Non-dimmable



LED Information

Total (Watts)	21W
	40W
Lumens Delivered	
21W	1784lm
40W	3595lm
Lm/W 21W	85lm
Lm/W 40W	90lm
CRI	Ra 80
CCT	3000K
Input	230V
Hertz	50/60Hz
Operating Temp	-20°C to 35°C



Code	Lamp	Description
ADEPLED	LED	21W - Warm White
ADEPLED/HP	LED	40W - Warm White

Warrington: +44 (0) 1942 433333
Belfast: +44 (0) 2890 773750



Deco High Bay LED

Supplied c/w Integral Driver



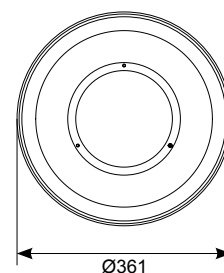
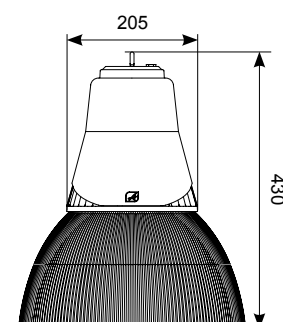
ADHBLED1/PC

Powered by
TRIDONIC
▼ enlightening your ideas



ADHBLED2/ALU

- Decorative modern LED pendant c/w either polycarbonate refractor or aluminium reflector
- Suitable for industrial, commercial and retail applications
- 41W exceeds performance of 70W HQI
- 96W exceeds performance of 150W HQI
- Matt grey textured powder coated finish
- LED lifespan L70 54,000 hours



LED Information

Total (Watts)	41W	96W
Lumens Delivered		
/ALU	4760lm	10437lm
/PC	4678lm	10375lm
Lm/W		
/ALU	114lm	109lm
/PC	116lm	108lm
Beam Angle		
/PC		68°
/ALU		63°
CRI		Ra 80
CCT		4000K
Input		230V
Hertz		50/60Hz
Operating Temp		-20°C to 25°C

Code	Lamp	Description
ADHBLED1/PC	LED	41W - c/w PC Refractor
ADHBLED2/PC	LED	96W - c/w PC Refractor
ADHBLED1/ALU	LED	41W - c/w Aluminium Reflector
ADHBLED2/ALU	LED	96W - c/w Aluminium Reflector
Options	/DD	Digital dimming (DD1/DD2/DD3/DD4)
Accessories	ADHBLED/PC/BC	PC Bottom Cover (360mm)
	ADHBLED/SK	Suspension Kit



Hook Mounting installation

Aluminium Die-cast housing
providing a ultra modern
asthetic design

Steel sheet metal gear tray.

Intricate design allows heat
dispersion upwards through
dedicated ventilation holes

Lumileds LED array

Aluminium securing ring

Powered by
TRIDONIC
▼ enlightening your ideas

Aluminium die-cast heat sink for
optimal thermal performance

Textured freznel lens to optimise
light output and light uniformity

Polycarbonate Refractor to achieve
overall light distribution

Aluminium Reflector for maximum
output efficiency



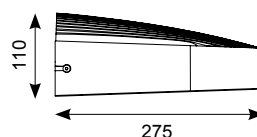
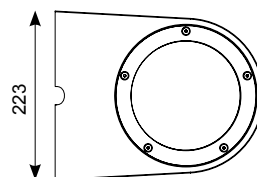
Bottom cover available for reduced glare and
additional light diffusion for food applications

Aero LED

Supplied c/w Integral Driver



- Dual purpose design allows installation in either an uplight or downlight orientation
- Comparable performance to 20W HQI
- Housing is manufactured from high purity marine grade aluminium and treated with a six stage chrome plating treatment and dry polyester powder coating
- Screws manufactured from marine grade stainless steel
- Tempered glass cover
- LED lifespan L70 50,000 hours
- Non-dimmable



LED Information

Total (Watts)	12W
Lumens Delivered	900lm
Lm/W	75lm
CRI	Ra 80
CCT	4000K
Input	230V
Hertz	50/60Hz
Operating Temp	-20°C to 50°C

Code	Lamp	Description
AAROLED	LED	12W - Cool White



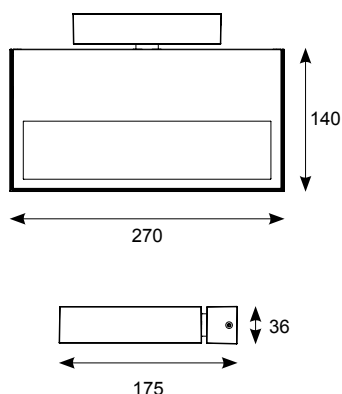
Elite LED

Supplied c/w Integral Driver



175

- Dual purpose design allows installation in either an uplight or downlight orientation
- Comparable to 2x24W PL-L
- Adjustable tiltable installation bracket
- LED lifespan L70 50,000 hours
- Triac dimmable as standard



Adjustable tiltable installation bracket

LED Information

Total (Watts)	33W
Lumens Delivered	
Cool White	2549lm
Warm White	2122lm
Lm/W	
Cool White	77lm
Warm White	64lm
Beam Angle	75°
CRI	Ra 90
CCT	4000K
	3000K
Input	230V
Hertz	50Hz
Operating Temp	-20°C to 25°C



Code	Lamp	Description
AELLED/WL/CW	LED	33W - Cool White
AELLED/WL/WW	LED	33W - Warm White

Warrington: +44 (0) 1942 433333
Belfast: +44 (0) 2890 773750



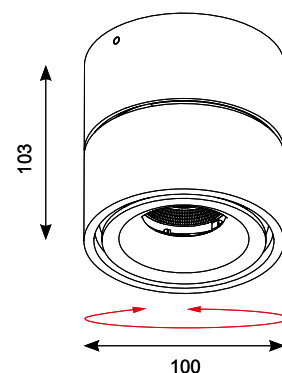
Uni LED

Supplied c/w Integral Driver



Fully adjustable to 90°

- Multi-functional adjustable surface mounting LED fixture
- Exceeds performance of 50W MR16 halogen
- 350° rotation and adjustable to 90°
- Suitable for use as ceiling mounting downlight or wall mounting in an upward or downward orientation
- Die-cast aluminium construction with a matt white paint finish
- LED lifespan L70 60,000 hours
- Triac dimmable as standard



LED Information

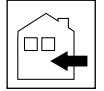
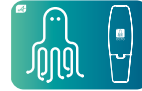
Total (Watts)	9W
Lumens Delivered	645lm
Lm/W	72lm
Beam Angle	45°
CRI	Ra 80
CCT	3000K
Input	230V
Hertz	50/60Hz
Operating Temp	-10°C to 40°C

Code	Lamp	Description
AUNIVLED	LED	9W - Warm White



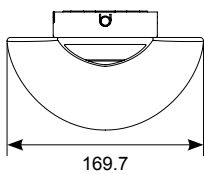
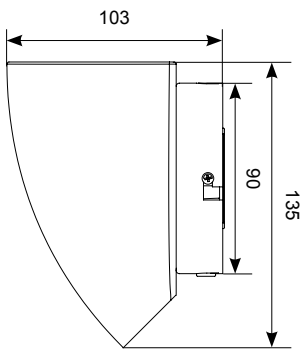
Duo LED

Supplied c/w Integral Driver



177

- Feature wall light with bi-directional light distribution
- Die-cast aluminium wall fixture
- Dupont polyester powder coating
- LED lifespan L70 50,000 hours
- Triac dimmable as standard



Light Distribution



LED Information

Total (Watts)	10W
Lumens Delivered	582lm
Lm/W	58lm
CRI	Ra 80
CCT	3000K
Input	230V
Hertz	50/60Hz
Operating Temp	-10°C to 25°C



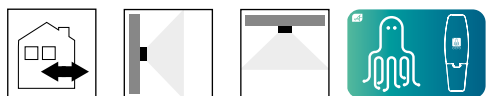
Code	Lamp	Description
ADULED/W	LED	10W - Warm White

Warrington: +44 (0) 1942 433333
Belfast: +44 (0) 2890 773750

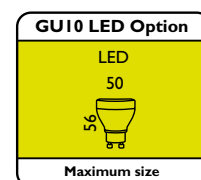
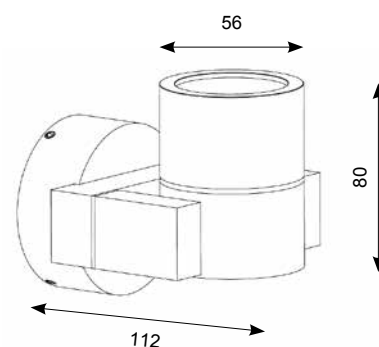


Riola

Supplied Less Lamp



- Modern wall light with adjustable 180° head in vertical plane
- For use in both internal and external applications
- Brushed aluminium finish
- Suitable for GU10 LED or GU10 Mains halogen

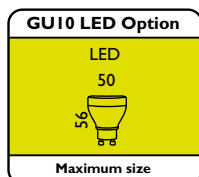
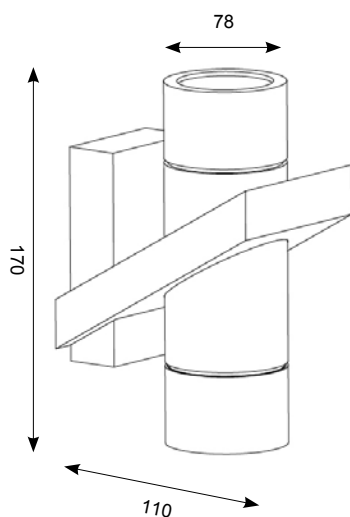


Code	Lamp	Description
ARGU10	GU10	35W





- Modern bi-directional wall light with brushed aluminium finish
- For use in both internal and external applications
- Suitable for GU10 LED or GU10 Mains halogen



Code	Lamp	Description
ACO2X35	GU10	2x35W

Mitre LED

Supplied c/w Integral Driver



White

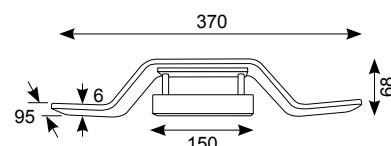


Oak



Walnut

- Modern LED wall light with choice of 3 cover finishes
- Unique design creates even distribution of upward and downward light
- White, oak and walnut cover finishes available
- LED lifespan L70 30,000 hours
- Triac dimmable as standard



LED Information

Total (Watts)	9W
Lumens Delivered	680lm
Lm/W	76lm
CRI	Ra 90
CCT	3000K
Input	220V-240V
Hertz	50/60Hz
Operating Temp	-10°C to 30°C

	Code	Lamp	Description
Base	AFAMIWL/BASE	LED	9W - Warm White
Covers	AMIFC/W		Front Cover - White
	AMIFC/OAK		Front Cover - Oak
	AMIFC/WAL		Front Cover - Walnut



Fascia LED

Supplied c/w Integral Driver



181

- Modern LED wall light with choice of 3 cover finishes
- Unique design creates even distribution of upward and downward light
- White, oak and walnut cover finishes available
- LED lifespan L70 30,000 hours
- Triac dimmable as standard



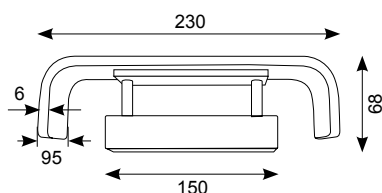
White



Oak



Walnut



LED Information


Total (Watts)	9W
Lumens Delivered	680lm
Lm/W	76lm
CRI	Ra 90
CCT	3000K
Input	220V-240V
Hertz	50/60Hz
Operating Temp	-10°C to 30°C




	Code	Lamp	Description
Base	AFAIWL/BASE	LED	9W - Warm White
Covers	AFAFC/W	Front Cover - White	
	AFAFC/OAK	Front Cover - Oak	
	AFAFC/WAL	Front Cover - Walnut	

Facet LED

c/w Integral Driver

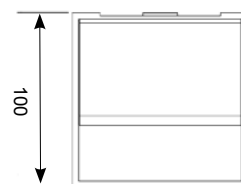
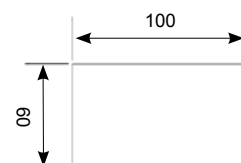


AFWLED/W



AFWLED/SC

- Surface bi-directional wall light providing vivid angled distribution
- Aluminium construction with an option of matt white or polished satin chrome finishes
- LED lifespan L70 30,000 hours
- Non-dimmable



LED Information

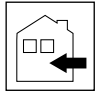
Total (Watts)	6.5W
Lumens Delivered	183lm
Lm/W	46lm
CRI	Ra 93
CCT	3000K
Input	230V
Hertz	50/60Hz
Operating Temp	-20°C to 45°C

Code	Lamp	Description
AFWLED/W	LED	6.5W Warm White - White
AFWLED/SC	LED	6.5W Warm White - Satin Chrome



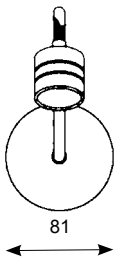
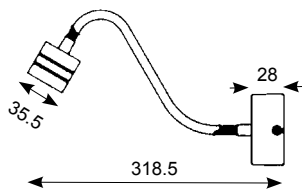
Spectrum LED Gooseneck Wall Light

Supplied c/w Integral Driver



183

- Gooseneck LED switched reading light
- Die-cast aluminium body with integral driver
- LED lifespan L70 60,000 hours
- Non-dimmable



LED Information

Total (Watts)	2W
Lumens Delivered	29lm
Lm/W	15lm
CRI	Ra 80
CCT	3000K
Input	230V
Hertz	50/60Hz
Operating Temp	-10°C to 30°C



Code Lamp Description

ASPGN/1LED/WHI LED 2W Warm White - Satin Silver

Warrington: +44 (0) 1942 433333
Belfast: +44 (0) 2890 773750



LED Drivers

Constant Voltage Non-Dimmable



Constant Voltage 12V



AD30W/12V



AD75W/12V

Constant Voltage 24V / 48V



ADK15W/24V



ADK60W/24V



ADK120W/24V



ADK200W/24V



ADK320W/24V

- Constant voltage non-dimmable drivers for 12V, 24V and 48V LED applications
- Thermal, short circuit and overload protection

	Code	Description	A	B	C
12V	AD30W/12V	30W	166	24	52
	AD75W/12V	75W	180	30	52
24V	ADK15W/24V	15W	123	45	19
	ADK60W/24V	60W	180	52	36
	ADK120W/24V	120W	300	40	30
	ADK200W/24V	200W	207	37	68.5
	ADK320W/24V	320W	249	40	70

A = Length B = Height C = Width



ADK200W/24V
ADK320W/24V

LED Drivers

Constant Current Non-Dimmable



185

- Constant current non-dimmable drivers for 350mA and 700mA LED applications
- Thermal, short circuit and overload protection

Constant Current 350mA



AD3W/350



AD9W/350



ADK20W/350

Constant Current 700mA



AD3W/700



ADK12W/700



ADK20W/700

	Code	Description	A	B	C
350mA	AD3W/350	1-3W 350mA	56	20	39
	AD9W/350	1-9W 350mA	85	22	40
	ADK20W/350	6W-20W 350mA	123	45	19
700mA	AD3W/700	1-3W 700mA	56	20	39
	ADK12W/700	3W-12W 700mA	123	45	19
	ADK20W/700	6W-20W 700mA	123	45	19

A = Length B = Height C = Width



IP20



12V LED Triac Dimmable Drivers



ADDIM50W/12V



ADDIM100W/12V

Code	Description	A	B	C	D
ADDIM50W/12V	50W	166	24	52	174
ADDIM100W/12V	100W	210	34	67	220

A = Length B = Height C = Width D = Fixing Centres

- 12V triac dimmable driver
- 0-100% dimming range
- Suitable for dimming 12V LED Flexible Strip
- *Please note, not compatible for RGB use*



12V LED 1-10V and Switch Dim Dimmable Driver



ADDIM75W/12V

Code	Description	A	B	C	D
ADDIM75W/12V	75W	220	42	58	190

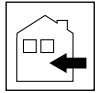
A = Length B = Height C = Width D = Fixing Centres

- 12V dimmable driver with minimum value dimming adjustment feature
- 0-100% dimming range
- Suitable for dimming 12V LED Flexible Strip
- Loop-in, loop-out terminals for ease of installation
- *Please note, not compatible for RGB use*



Terminals and dimming adjustment






- Multicurrent and multivoltage dimmable LED drivers
- Integral dip-switch allows selection of the output required
- Dimming options
AMCD25W 1-10V,
Push to Dim
AMCD50W 1-10V,
Push to Dim, DALI
- Thermal, short circuit and overload protection



AMCD25W



AMCD50W



Terminals and dip-switch selection

Code	350mA	500mA	700mA	900mA	1050mA	10V	12V	24V	48V
AMCD25W	0-15W	0-22W	0-25W			0-9W	0-10W	0-20W	
AMCD50W	0-25W	0-35W	0-50W	0-50W	0-50W				0-50W

Code	Description	A	B	C	D
AMCD25W	25W	103	21	67	94
AMCD50W	50W	125	22	79	111

A = Length B = Height C = Width D = Fixing Centres



Aluminium Profiles for LED Strip

(Supplied Less LED Strip)



AALU/SP/CO



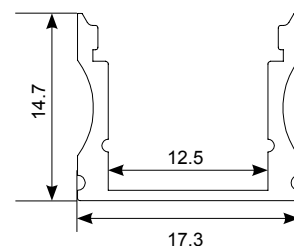
AALU/AP/CO



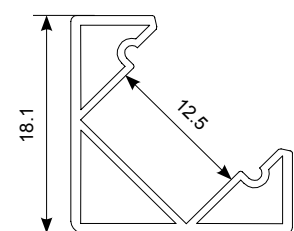
AALU/RP/CO



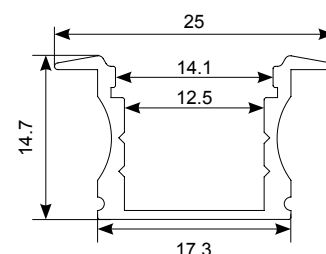
- High quality anodised aluminium profiles for installation with Boa, Krait, Adder, Cobra, Python, Viper and Mamba Ansell LED tapes
- Installation of profiles provide a professional finish to installation and enhances LED chip life through optimised heat dissipation
- Supplied with clear and opal diffusers
- Profiles and diffusers supplied in 2 metre lengths (easily cut to length by installer)
- Two end cap styles and fixing clips supplied with each profile length



Surface Extension



Angled Extension



Recessed Extension

	Code	Description
Surface	AALU/SP/CO	2 Metre Surface Extension
Angled	AALU/AP/CO	2 Metre Angled Extension
Recessed	AALU/RP/CO	2 Metre Recessed Extension





Project - Trimmers Salon
Liverpool, UK

LED Strip Made Easy...

190



Step 1:

Peel the adhesive back from the LED strip and place down on a clean and even surface, ensuring the entire length is firmly stuck down.



Step 2:

Utilising the plug and play connections, connect the end of the LED strip run to a mains lead (**sold separately**).



Step 3:

Connect the mains lead to your LED driver (the driver will depend on the length of LED strip being installed (**sold separately**) and ensure the LED driver is connected to the mains.



Step 4:

Switch on the power and enjoy your new LED strip lighting.



No Tools Required

All of our LED strip ranges are supplied with a self-adhesive back, meaning no adhesive or fixings are required to apply the strip to clean dry surfaces. Additionally all strip is fitted with plug-and-play connections, so no soldering or tools are needed, further aiding in a quick and easy installation.



Pre-Cut Lengths

Strip comes in various pre-cut lengths from 100mm to 5 metres, offering complete versatility and ensuring a quick and easy installation. This coupled with designated cutting points allows total flexibility for every installation.



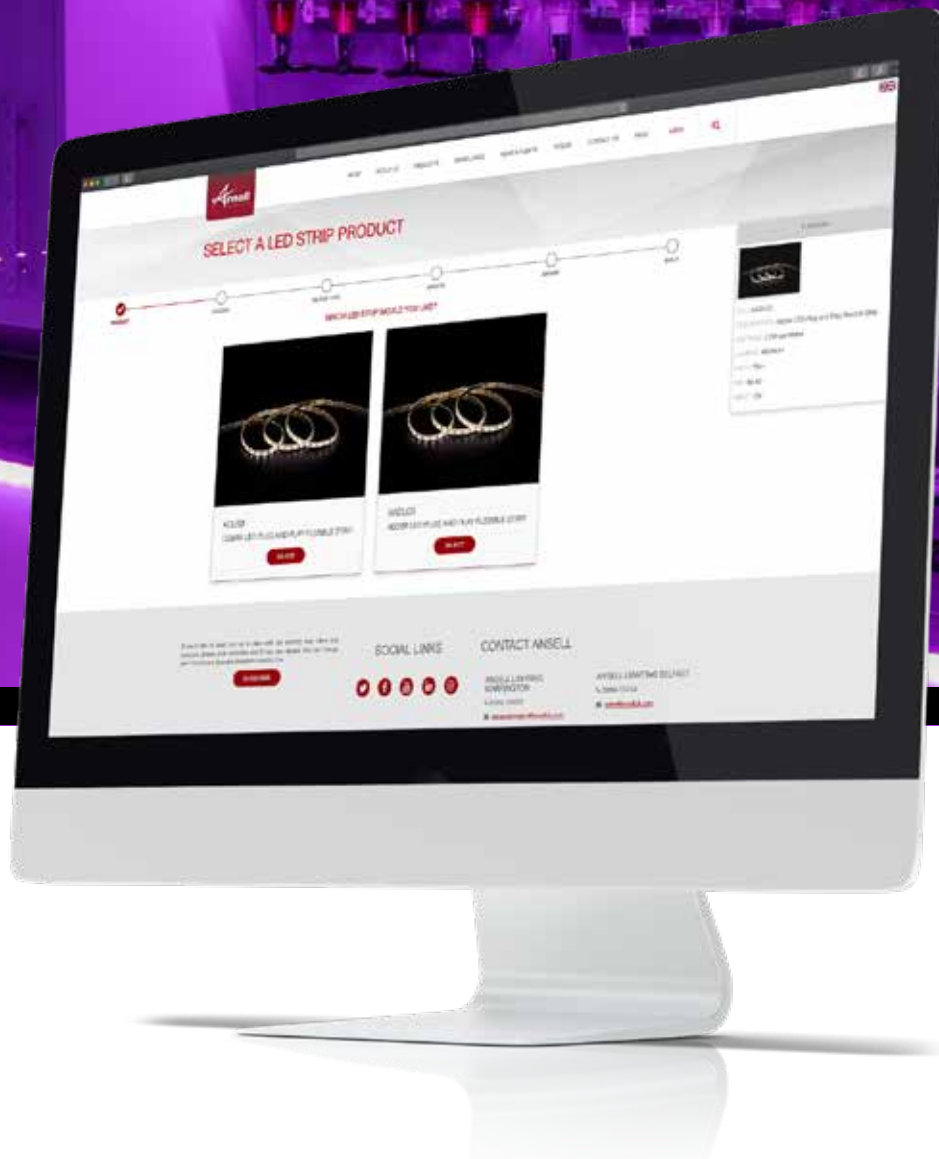
Complete Customisation

The vast range of different strip options are complimented by an equally impressive selection of accessories. Our comprehensive range of connector options allow an easy installation for even the most complex of configurations.



Connected

OCTO 12-24V bluetooth smart controller provides users with options for RGBW, RGB, tunable white and single colour. Settings are easily commissioned by a smart device via the OCTO app, this includes full control, dimming, scene setting and pre-set timers.



LED Strip Calculator

Our online LED strip calculator simplifies the process of choosing the correct strip and accessories for any job, no matter how big or small. The easy step-by-step process covers all aspects of selecting and ordering the correct products.

Simply run through your specification requirements and the calculator will work out all of the necessary parts you require. Add any accessories you will need and you are good to go. The calculator will produce a downloadable summary of everything you will need to order.

Visit **www.anselluk.com** to find out more...

Krait 24V LED Plug and Play Flexible Strip **7.2W per Metre**

Supplied Less Driver



- 24V input offers greater efficiencies and option of longer LED strip sizes
- Single colour, RGB, RGBW and tunable white flexible LED strip with self adhesive back
- Fast fit plug and play connections remove the need for time consuming soldering of joints
- Cutting points:
3000K, 4000K: 100mm
RGB, RGBW and Tunable: 167mm (only if required)
- Joint and connection accessories sold separately
- LED lifespan
L70 40,000 hours

Code	Lamp	Description
AKRLED/100/CW	LED	100mm - Cool White
AKRLED/100/WW	LED	100mm - Warm White
AKRLED/100/RGB	LED	170mm - RGB
AKRLED/100/RGBW	LED	170mm - RGBW
AKRLED/100/TW	LED	170mm - Tunable White



AKRLED/300/CW	LED	300mm - Cool White
AKRLED/300/WW	LED	300mm - Warm White
AKRLED/300/RGB	LED	330mm - RGB
AKRLED/300/RGBW	LED	330mm - RGBW
AKRLED/300/TW	LED	330mm - Tunable White

AKRLED/500/CW	LED	500mm - Cool White
AKRLED/500/WW	LED	500mm - Warm White
AKRLED/500/RGB	LED	500mm - RGB
AKRLED/500/RGBW	LED	500mm - RGBW
AKRLED/500/TW	LED	500mm - Tunable White

AKRLED/1000/CW	LED	1 Metre - Cool White
AKRLED/1000/WW	LED	1 Metre - Warm White
AKRLED/1000/RGB	LED	1 Metre - RGB
AKRLED/1000/RGBW	LED	1 Metre - RGBW
AKRLED/1000/TW	LED	1 Metre - Tunable White

AKRLED/2000/CW	LED	2 Metre - Cool White
AKRLED/2000/WW	LED	2 Metre - Warm White
AKRLED/2000/RGB	LED	2 Metre - RGB
AKRLED/2000/RGBW	LED	2 Metre - RGBW
AKRLED/2000/TW	LED	2 Metre - Tunable White

AKRLED/5000/CW	LED	5 Metre - Cool White
AKRLED/5000/WW	LED	5 Metre - Warm White
AKRLED/5000/RGB	LED	5 Metre - RGB
AKRLED/5000/RGBW	LED	5 Metre - RGBW
AKRLED/5000/TW	LED	5 Metre - Tunable White



LED Information

Total (Watts)	7.2W per metre
Lumens Delivered per metre	
Cool White	693lm
Warm White	619lm
Lm/W Cool White	99lm
Lm/W Warm White	88lm
CRI	Ra 90
CCT	4000K
	3000K
	RGB
Input	24V

JOINTS

Easy fast-fit range of plug-in connections

ACLED/RC/TOUCH


Visible colour spectrum for easy finger touch control. Memory function for colour, mode, speed and brightness. RF up to a maximum of 20 metres

ACLED/AMP/TOUCH

RGB Amplifier (Repeater) for use with ACLED/RC/TOUCH. Repeater(s) can be added to synchronise larger installations

AOCTO/RGBW/BTC

12-24V Bluetooth smart controller.
Max. Wattage
72W - 12V
144W - 24V



Link Lead Connection



ACLED/90B



ACLED/TC



ACLED/XC



AMLED/LC



ACLED/90/FB



ACLED/AMP/TOUCH



ACLED/RC/TOUCH



AOCTO/RGBW/BTC

Code	Description
ACLED/90B	90° Bend
ACLED/90/FB	90° Flat Bend
ACLED/TC	T Connector
ACLED/XC	X Connector
ACLED100/LL	100mm Link Lead (White and RGB)
ACLED500/LL	500mm Link Lead (White and RGB)
ACLED1000/LL	1000mm Link Lead (White and RGB)
ACLED/ML	1000mm Mains Lead
ACLED/ML/RGB	1000mm Mains Lead RGB
ABOLED/ML/TW	1000mm Mains Lead
ABOLED/ML/RGBW	1000mm Mains Lead RGB
ACLED/RC/TOUCH	Touch RGB RF Remote Control
ACLED/AMP/TOUCH	Touch RGB Amplifier (Repeater)
AMLED/LC	Flexible Quick-fit Joint
ABOLED/LC/RGBW	500mm Link Lead (RGBW)
AOCTO/RGBW/BTC	12 - 24V Single CCT/RGBW Controller
Accessories ADK200W/24V	200W 24V Constant Voltage Driver
ADK320W/24V	320W 24V Constant Voltage Driver

Boa 24V LED Plug and Play Flexible Strip

13W per Metre

Supplied Less Driver



- 24V input offers greater efficiencies and option of longer LED strip sizes
- Single colour, RGB, RGBW and tunable white flexible LED strip with self adhesive back
- Fast fit plug and play connections remove the need for time consuming soldering of joints
- Cutting points:
3000K, 4000K: 50mm
RGB, RGBW and Tunable: 100mm
(only if required)
- Joint and connection accessories sold separately
- LED lifespan
L70 40,000 hours

Code	Lamp	Description
ABOLED/100/CW	LED	100mm - Cool White
ABOLED/100/WW	LED	100mm - Warm White
ABOLED/100/RGB	LED	100mm - RGB
ABOLED/100/RGBW	LED	100mm - RGBW
ABOLED/100/TW	LED	100mm - Tunable White



ABOLED/300/CW	LED	300mm - Cool White
ABOLED/300/WW	LED	300mm - Warm White
ABOLED/300/RGB	LED	300mm - RGB
ABOLED/300/RGBW	LED	300mm - RGBW
ABOLED/300/TW	LED	300mm - Tunable White

ABOLED/500/CW	LED	500mm - Cool White
ABOLED/500/WW	LED	500mm - Warm White
ABOLED/500/RGB	LED	500mm - RGB
ABOLED/500/RGBW	LED	500mm - RGBW
ABOLED/500/TW	LED	500mm - Tunable White

ABOLED/1000/CW	LED	1 Metre - Cool White
ABOLED/1000/WW	LED	1 Metre - Warm White
ABOLED/1000/RGB	LED	1 Metre - RGB
ABOLED/1000/RGBW	LED	1 Metre - RGBW
ABOLED/1000/TW	LED	1 Metre - Tunable White

ABOLED/2000/CW	LED	2 Metre - Cool White
ABOLED/2000/WW	LED	2 Metre - Warm White
ABOLED/2000/RGB	LED	2 Metre - RGB
ABOLED/2000/RGBW	LED	2 Metre - RGBW
ABOLED/2000/TW	LED	2 Metre - Tunable White

ABOLED/5000/CW	LED	5 Metre - Cool White
ABOLED/5000/WW	LED	5 Metre - Warm White
ABOLED/5000/RGB	LED	5 Metre - RGB
ABOLED/5000/RGBW	LED	5 Metre - RGBW
ABOLED/5000/TW	LED	5 Metre - Tunable White



LED Information

Total (Watts)	13W per metre
Lumens Delivered per metre	
Cool White	1203lm
Warm White	1127lm
Lm/W Cool White	93lm
Lm/W Warm White	87lm
CRI	Ra 90
CCT	4000K
	3000K
	Tunable White
	RGB
	RGBW
Input	24V

JOINTS

Easy fast-fit range of plug-in connections

ACLED/RC/TOUCH


Visible colour spectrum for easy finger touch control. Memory function for colour, mode, speed and brightness. RF up to a maximum of 20 metres

ACLED/AMP/TOUCH

RGB Amplifier (Repeater) for use with ACLED/RC/TOUCH. Repeater(s) can be added to synchronise larger installations

AOCTO/RGBW/BTC

12-24V Bluetooth smart controller.
Max. Wattage
72W - 12V
144W - 24V



Link Lead Connection



ACLED/90B



ACLED/TC



ACLED/XC



AMLED/LC



ACLED/90/FB



ACLED/AMP/TOUCH



ACLED/RC/TOUCH



AOCTO/RGBW/BTC

Code	Description
ACLED/90B	90° Bend
ACLED/90/FB	90° Flat Bend
ACLED/TC	T Connector
ACLED/XC	X Connector
ACLED100/LL	100mm Link Lead (White and RGB)
ACLED500/LL	500mm Link Lead (White and RGB)
ACLED1000/LL	1000mm Link Lead (White and RGB)
ACLED/ML	1000mm Mains Lead
ACLED/ML/RGB	1000mm Mains Lead RGB
ABOLED/ML/TW	1000mm Mains Lead
ABOLED/ML/RGBW	1000mm Mains Lead RGB
ACLED/RC/TOUCH	Touch RGB RF Remote Control
ACLED/AMP/TOUCH	Touch RGB Amplifier (Repeater)
AMLED/LC	Flexible Quick-fit Joint
ABOLED/LC/RGBW	500mm Link Lead (RGBW)
AOCTO/RGBW/BTC	12 - 24V Single CCT/RGBW Controller
Accessories ADK200W/24V	200W 24V Constant Voltage Driver
ADK320W/24V	300W 24V Constant Voltage Driver

Adder 12V LED Plug and Play Flexible Strip **7.2W per Metre**

Supplied Less Driver



Cool White



Warm White



Code	Lamp	Description
AADLED/100/CW	LED	100mm - Cool White
AADLED/100/WW	LED	100mm - Warm White
AADLED/100/RGB	LED	100mm - RGB

AADLED/300/CW	LED	300mm - Cool White
AADLED/300/WW	LED	300mm - Warm White
AADLED/300/RGB	LED	300mm - RGB



AADLED/500/CW	LED	500mm - Cool White
AADLED/500/WW	LED	500mm - Warm White
AADLED/500/RGB	LED	500mm - RGB

AADLED/1000/CW	LED	1 Metre - Cool White
AADLED/1000/WW	LED	1 Metre - Warm White
AADLED/1000/RGB	LED	1 Metre - RGB

AADLED/2000/CW	LED	2 Metre - Cool White
AADLED/2000/WW	LED	2 Metre - Warm White
AADLED/2000/RGB	LED	2 Metre - RGB

AADLED/5000/CW	LED	5 Metre - Cool White
AADLED/5000/WW	LED	5 Metre - Warm White
AADLED/5000/RGB	LED	5 Metre - RGB

- Single colour and RGB flexible LED strip with self adhesive back
- Fast fit plug and play connections remove the need for time consuming soldering of joints
- Cutting points every 100mm (only if required)
- Joint and connection accessories sold separately
- Voltage drop of 1.5V per 5 metres
- LED lifespan L70 40,000 hours
- Dimmable with LED driver
ADDIM50W/12V
ADDIM75W/12V
ADDIM100W/12V
(see p186 for driver)



LED Information

Total (Watts)	7.2W per metre
Lumens Delivered per metre	
Cool White	520lm
Warm White	495lm
Lm/W Cool White	80lm
Lm/W Warm White	75lm
CRI	Ra 80
CCT	4000K 3000K RGB
Input	12V

JOINTS

Easy fast-fit range of plug-in connections



ACLED/90B



ACLED/TC




ACLED/XC



ACLED/RC/TOUCH

Visible colour spectrum for easy finger touch control. Memory function for colour, mode, speed and brightness. RF up to a maximum of 20 metres



AMLED/LC



ACLED/90/FB



ACLED/AMP/TOUCH

ACLED/AMP/TOUCH

RGB Amplifier (Repeater) for use with ACLED/RC/TOUCH. Repeater(s) can be added to synchronise larger installations (one per 10 metre length required when used with 75W driver)




ACLED/RC/TOUCH



AOCTO/RGBW/BTC

AOCTO/RGBW/BTC

12-24V Bluetooth smart controller.
Max. Wattage
72W - 12V
144W - 24V



Link Lead Connection

Code	Description
ACLED/90B	90° Bend
ACLED/90/FB	90° Flat Bend
ACLED/TC	T Connector
ACLED/XC	X Connector
ACLED100/LL	100mm Link Lead (White and RGB)
ACLED500/LL	500mm Link Lead (White and RGB)
ACLED1000/LL	1000mm Link Lead (White and RGB)
ACLED/ML	1000mm Mains Lead
ACLED/ML/RGB	1000mm Mains Lead RGB
ACLED/RC/TOUCH	Touch RGB RF Remote Control
ACLED/AMP/TOUCH	Touch RGB Amplifier (Repeater)
AMLED/LC	Flexible Quick-fit Joint
AOCTO/RGBW/BTC	12 - 24V Single CCT/RGBW Controller
Accessories AD30W/12V	30W 12V Constant Voltage Driver
AD75W/12V	75W 12V Constant Voltage Driver
ADDIM75W/12V	75W 12V Dimmable (1-10V or Switch Dim)

Cobra 12V LED Plug and Play Flexible Strip

Supplied Less Driver

14.4W per Metre



Cool White




Warm White




- High density (brightness) single colour and RGB flexible LED strip with self adhesive back
- Fast fit plug and play connections remove the need for time consuming soldering of joints
- Cutting points every 50mm (only if required)
- Joint and connection accessories sold separately
- Voltage drop of 1.5V per 5 metres
- LED lifespan L70 40,000 hours
- Dimmable with LED driver
ADDIM50W/12V
ADDIM75W/12V
ADDIM100W/12V
(see p186 for driver)

Code	Lamp	Description
ACLED/100/CW	LED	100mm - Cool White
ACLED/100/WW	LED	100mm - Warm White
ACLED/100/RGB	LED	100mm - RGB
ACLED/300/CW	LED	300mm - Cool White
ACLED/300/WW	LED	300mm - Warm White
ACLED/300/RGB	LED	300mm - RGB
ACLED/500/CW	LED	500mm - Cool White
ACLED/500/WW	LED	500mm - Warm White
ACLED/500/RGB	LED	500mm - RGB
ACLED/1000/CW	LED	1 Metre - Cool White
ACLED/1000/WW	LED	1 Metre - Warm White
ACLED/1000/RGB	LED	1 Metre - RGB
ACLED/2000/CW	LED	2 Metre - Cool White
ACLED/2000/WW	LED	2 Metre - Warm White
ACLED/2000/RGB	LED	2 Metre - RGB
ACLED/5000/CW	LED	5 Metre - Cool White
ACLED/5000/WW	LED	5 Metre - Warm White
ACLED/5000/RGB	LED	5 Metre - RGB



Plug and Play connection



Cutting Point

LED Information

Total (Watts)	14.4W per metre
Lumens Delivered per metre	
Cool White	1000lm
Warm White	950lm
Lm/W Cool White	76lm
Lm/W Warm White	73lm
CRI	Ra 80
CCT	4000K
	3000K
	RGB
Input	12V

JOINTS

Easy fast-fit range of plug-in connections



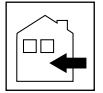
ACLED/90B



ACLED/TC



ACLED/XC



ACLED/RC/TOUCH

Visible colour spectrum for easy finger touch control. Memory function for colour, mode, speed and brightness. RF up to a maximum of 20 metres



AMLED/LC



ACLED/90/FB



ACLED/AMP/TOUCH

ACLED/AMP/TOUCH

RGB Amplifier (Repeater) for use with ACLED/RC/TOUCH. Repeater(s) can be added to synchronise larger installations (one per 5 metre length required)




ACLED/RC/TOUCH



AOCTO/RGBW/BTC

AOCTO/RGBW/BTC

12-24V Bluetooth smart controller.
Max. Wattage
72W - 12V
144W - 24V



Link Lead Connection

Code	Lamp	Description
ACLED/90B		90° Bend
ACLED/90/FB		90° Flat Bend
ACLED/TC		T Connector
ACLED/XC		X Connector
ACLED100/LL		100mm Link Lead (White and RGB)
ACLED500/LL		500mm Link Lead (White and RGB)
ACLED1000/LL		1000mm Link Lead (White and RGB)
ACLED/ML		1000mm Mains Lead
ACLED/ML/RGB		1000mm Mains Lead RGB
ACLED/RC/TOUCH		Touch RGB RF Remote Control
ACLED/AMP/TOUCH		Touch RGB Amplifier (Repeater)
AMLED/LC		Flexible Quick-fit Joint
AOCTO/RGBW/BTC		12 - 24V Single CCT/RGBW Controller
Accessories AD30W/12V		30W 12V Constant Voltage Driver
AD75W/12V		75W 12V Constant Voltage Driver
ADDIM75W/12V		75W 12V Dimmable (1-10V or Switch Dim)

Python White Flexible LED Strip Kits

Supplied c/w Integral Driver



- 5 metre flexible strip kit with self-adhesive back
- Flexible quick-fit joint included
- Fast and easy-fit plug and play connection from driver to LED strip
- Cutting point every 80mm
- 6W per metre
- LED lifespan L70 20,000 hours


Each Kit Includes:-



5M Strip



LED Driver



Plug-in Connection from Strip to Driver



Flexible Quick-Fit Joint

Code	Lamp	Description
APYLED/KIT/CW	LED	5M 30W LED Strip Kit - Cool White
APYLED/KIT/WW	LED	5M 30W LED Strip Kit - Warm White

Accessories	AMLED/LC	Flexible Quick-fit Joint
-------------	----------	--------------------------

LED Information

Total (Watts)	30W
Delivered Lumens	
Cool White	1800lm
Warm White	1600lm
Lm/W Cool White	80lm
Lm/W Warm White	75lm
CCT	4000K
	3000K
Input	230V
Hertz	50/60Hz
Operating Temp	-20°C to 45°C



Viper RGB Flexible LED Strip Kit



201

- 5 metre RGB flexible strip kit with self adhesive back
- Flexible quick-fit joint included
- Easy fit plug and play connection
- Cutting point every 100mm
- 7.2W per metre
- LED lifespan L70 25,000 hours



5M RGB Strip

Each Kit Includes:-



IR Controller



Power Supply



Receiver



Flexible Quick-Fit Joint

LED Information

Total (Watts)	36W
CCT	RGB
Input	230V
Hertz	50/60Hz
Operating Temp	-20°C to 45°C



Code	Lamp	Description
AVLED/KIT	LED	5M 36W RGB LED Strip Kit
Accessories	AMLED/LC	Flexible Quick-fit Joint

Warrington: +44 (0) 1942 433333
Belfast: +44 (0) 2890 773750



Mamba Tunable White Flexible LED Strip Kit



- 5 metre flexible strip kit with self-adhesive back
- Flexible quick-fit joint included
- Tunable white between 2500K and 6500K colour temperatures
- Adjustable brightness
- Easy fit plug and play connection
- Cutting point every 55mm
- 6W per metre
- LED lifespan L70 25,000 hours



5M Tunable Strip

Each Kit Includes:-



IR Controller



Power Supply



Receiver



Flexible Quick-Fit Joint

Code	Lamp	Description
AMLED/KIT/TUNE	LED	5M 30W Tunable White LED Strip Kit
Accessories	AMLED/LC	Flexible Quick-fit Joint

LED Information

Total (Watts)	30W
CCT	2500K to 6500K
Input	230V
Hertz	50/60Hz
Operating Temp	-20°C to 45°C



Concho

203

IP65 AC LED FLEXIBLE LIGHTING

NO DRIVER REQUIRED

- For ease and speed of installation
- No management costs

HIGH OUTPUT LED

- 1000lm per metre Warm White
- 1100lm per metre Cool White
- 100lm/W

MAINTENANCE FREE LED

INSTALLATION LENGTH

- Ultra long runs
- 50 metres cool white and warm white
- 30 metres RGB


OPTICALLY CLEAR THERMOPLASTIC SLEEVE For optimum performance



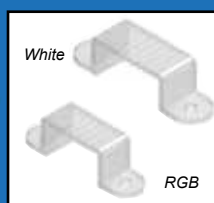
White LED Power
Supply




RGB LED Power
Supply




RGB Flexi-Bend



Fixing Clips



End Caps



Silicon Glue

- Not submersible
- Not intended for applications where water can puddle
- Not intended for applications where product can be covered by snow
- All connections must be sealed with silicon

IP65 Concho AC LED Strip (Up to 1100lm per metre)

No Driver Required



Cool White



Warm White



R



G



B

White LED Cut-Lengths (1 Metre Multiples)

Code	Lamp	Description
ACONLED/CL/WW	LED	Warm White (Per Metre c/w 3 Fixing Clips)
ACONLED/CL/CW	LED	Cool White (Per Metre c/w 3 Fixing Clips)
ACONLED/CL/PS	LED	Power Supply (1 Required Per Cut Length)

RGB LED Cut-Lengths (1 Metre Multiples)

ACONLED/CL/RGB	LED	RGB (Per Metre c/w 3 x Clips)
ACONLED/CL/RGB/PS	LED	RGB Power Supply and Touch RF Control (1 Required Per Cut Length)

White LED 50 Metre Drums

ACONLED/50/WW	LED	Warm White
ACONLED/50/CW	LED	Cool White
ACONLED/50/PS	LED	Power Supply
ACONLED/END	LED	End Cap
ACONLED/SILG	LED	100ml Silicon Glue
ACONLED/CLIPS	LED	3 x Fixing Clips
ACONLED/FBEND	LED	200mm Flexi Bend

RGB LED 30 Metre Drums

ACONLED/30/RGB	LED	RGB
ACONLED/30/RGB/PS	LED	RGB Power Supply (1 Required Per Length)
ACONLED/RGB/FBEND	LED	RGB 200mm Flexi Bend
ACONLED/SILG	LED	100ml Silicon Glue
ACONLED/RGB/END	LED	RGB End Cap
ACONLED/RGB/CLIPS	LED	3 x RGB Fixing Clips

- High output LED strip for external applications
- Supplied as specific cut-lengths to order
- AC LED strip does not require driver
- 3000K/4000K LED suitable for installations up to 50 metres run length
- RGB LED suitable for installations up to 30 metres run length
- Cutting points:-
White LED 500mm
RGB LED 1000mm
- Non-returnable product
- LED lifespan L70 35,000 hours
- 3000K/4000K non-dimmable
- Adjustable brightness control for RGB

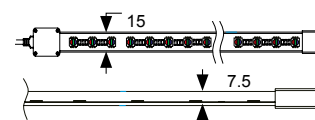
White LED Cut-Lengths

All pre-cut lengths are supplied pre-leaded and sealed with power supply connection and end cap

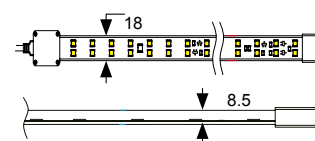
RGB LED Cut-Length

RGB RF remote handset will control one pre-cut length only

RGB Dimensions



White Dimensions



LED Information

Total (Watts)	
White	11W per metre
RGB	10W per metre
CRI	Ra 80
CCT	4000K 3000K
Input	230V
Hertz	50/60Hz
Operating Temp	-20°C to 45°C





Project - Vue Cinema
Preston, UK

Matrix LED CCT Linklight

Supplied c/w Integral Driver



- CCT Selectable LED linklight with integral driver
- Side mounted switch allows installer the choice of 3000K or 4000K colour temperature options
- Moulded spine fitted with integral switch and fixed diffuser
- c/w angled and straight fixing clips
- Linkable up to a maximum of twelve fittings
- LED lifespan L70 25,000 hours
- Non-dimmable

LED Information

	Cool White	Warm White
Total (Watts)	3W	
	7W	
	13W	
	18W	
Lumens Delivered	290lm	272lm
	712lm	696lm
	1320lm	1268lm
	1844lm	1724lm
Lm/W	97lm	91lm
	102lm	99lm
	102lm	98lm
	102lm	96lm
CRI	Ra 80	
CCT	4000K	
	3000K	
Input	230V	
Hertz	50/60Hz	
Operating Temp	-10°C to 40°C	

Code	Lamp	Description	Length	Width	Depth
AMALED20/CCT	LED	3W - 4000K/3000K	220	22.8	38.4
AMALED50/CCT	LED	7W - 4000K/3000K	525	22.8	38.4
AMALED80/CCT	LED	13W - 4000K/3000K	858	22.8	38.4
AMALED120/CCT	LED	18W - 4000K/3000K	1158	22.8	38.4

Accessories	A250TLL/T5	250mm Link Lead
	A500TLL/T5	500mm Link Lead
	A1000TLL/T5	1000mm Link Lead



Aspen LED Linklight

Supplied c/w Integral Driver

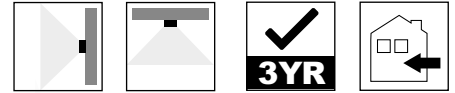
- High performance LED Linklight with integral driver
- Suitable for commercial and domestic applications
- Output exceeds T5 fluorescent equivalent
- Metal spine fitted with integral switch and fixed diffuser
- Linkable up to a maximum of twelve fittings
- LED lifespan L70 25,000 hours
- Non-dimmable



LED Information

Cool White Warm White

Total (Watts)	6W	
	10W	
	16W	
	22W	
Lumens Delivered	535lm	531lm
	928lm	871lm
	1660lm	1373lm
	2205lm	2090lm
Lm/W	89lm	89lm
	103lm	87lm
	111lm	92lm
	100lm	95lm
CRI	Ra 80	
CCT	4000K	
	3000K	
Input	230V	
Hertz	50/60Hz	
Operating Temp	-5°C to 40°C	



207



	Code	Lamp	Description	Length	Width	Depth
Cool White	ALEDKL/30	LED	6W - Cool White	321	29	39
	ALEDKL/60	LED	10W - Cool White	550	29	39
	ALEDKL/90	LED	16W - Cool White	883	29	39
	ALEDKL/120	LED	22W - Cool White	1183	29	39
Warm White	ALEDKL/30/WW	LED	6W - Warm White	321	29	39
	ALEDKL/60/WW	LED	10W - Warm White	550	29	39
	ALEDKL/90/WW	LED	16W - Warm White	883	29	39
	ALEDKL/120/WW	LED	22W - Warm White	1183	29	39
Accessories	A250TLL/T5	250mm Link Lead				
	A500TLL/T5	500mm Link Lead				
	A1000TLL/T5	1000mm Link Lead				

Warrington: +44 (0) 1942 433333
Belfast: +44 (0) 2890 773750





Project - Private Residential
Holmes Chapel, UK

Reveal AC LED Cabinet Light

No Driver Required



209

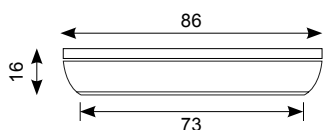
- AC 230V low profile mains surface mounted cabinet light
- No driver required
- Pre-wired with 1.5 metres of mains cable for fast installation
- Direct replacement for traditional halogen
- LED lifespan L70 54,000 hours
- Non-dimmable



ARCLD/CW/W



ARCLD/CW/SS



LED Information

Total (Watts)	2W
Lumens Delivered	
Cool White	146lm
Warm White	132lm
Lm/W Cool White	73lm
Lm/W Warm White	66lm
CRI	Ra 80
CCT	4000K 3000K
Input	230V
Hertz	50/60Hz
Operating Temp	-10°C to 40°C



Code	Lamp	Description
ARCLD/CW/W	LED	2W - Cool White - White
ARCLD/CW/SS	LED	2W - Cool White - Silver
ARCLD/WW/W	LED	2W - Warm White - White
ARCLD/WW/SS	LED	2W - Warm White - Silver

Warrington: +44 (0) 1942 433333
Belfast: +44 (0) 2890 773750



Reveal AC LED Tri-Light

No Driver Required

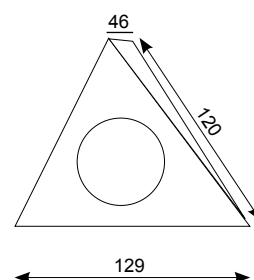


ARLEDTL/CW



ARLEDTL/WW

- AC 230V mains surface under cabinet downlight
- No driver required
- Pre-wired with 1.5 metres of mains cable for fast installation
- Direct replacement for traditional halogen
- LED lifespan L70 54,000 hours
- Non-dimmable



LED Information

Total (Watts)	2W
Lumens Delivered	
Cool White	123lm
Warm White	111lm
Lm/W Cool White	61lm
Lm/W Warm White	56lm
CRI	Ra 80
CCT	4000K
	3000K
Input	230V
Hertz	50/60Hz
Operating Temp	-10°C to 40°C

Code	Lamp	Description
ARLEDTL/CW	LED	2W - Cool White - Satin Chrome
ARLEDTL/WW	LED	2W - Warm White - Satin Chrome



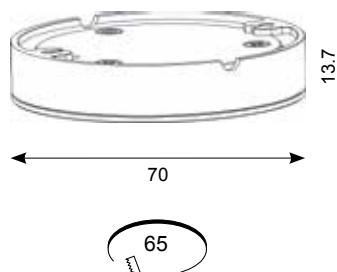
Trio LED Cabinet Light Kit

Supplied c/w Remote Driver and Plug and Play Junction Box



211

- 3-light cabinet/undershelf kit for halogen replacement
- Surface or recessed mounting
- Die-cast aluminium construction
- Pre-wired with 1.5 metres mains cable c/w driver and 6 way plug-in junction box
- 2 metre plug and play connections
- LED lifespan L70 40,000 hours
- Non-dimmable



6 Way Plug and Play Connection

- Individual cabinet lights for expanding kits
- Up to 3 additional cabinet lights can be added to each kit
- A 12V driver will be required if not used with Trio kit

LED Information

Total (Watts)	3 x 3W
Lumens Delivered	3 x 80lm
Lm/W	27lm
CRI	Ra 80
CCT	3000K
Input	230V
Hertz	50/60Hz
Operating Temp	-20°C to 40°C



ATCKLED/W
(Kit)



ATCKLED/SI
(Kit)



ATCSLED/W
(Individual)



ATCSLED/SI
(Individual)

	Code	Lamp	Description
Kit	ATCKLED/W	LED	3 x 3W Warm White Kit - White
	ATCKLED/SI	LED	3 x 3W Warm White Kit - Silver
Individual	ATCSLED/W	LED	1 x 3W Warm White Single - White
	ATCSLED/SI	LED	1 x 3W Warm White Single - Silver

Warrington: +44 (0) 1942 433333
Belfast: +44 (0) 2890 773750



Gamma Mini LED

Supplied c/w Integral Driver



AMGAMLED

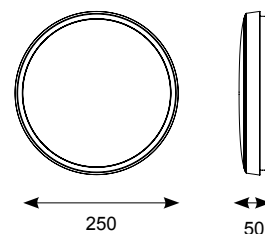


Chrome Trim Ring Fitted



Ultra slim profile

- Ultra slim modern polycarbonate wall/ceiling light
- Matt white finish to body and diffuser
- Rear fixing bracket and terminal housing for ease of installation
- Performance comparable to 28W TC-DD
- IP54 rating and suitable for bathroom use
- Microwave sensor set to 15 minutes (non-adjustable)
- /MWS and /MWS/M3 versions Masters as standard
- /MWS and MWS/M3 has integral photocell isolation switch
- LED lifespan L70 54,000 hours
- Non-dimmable



Code	Lamp	Description
AMGAMLED	LED	11W - Cool White
AMGAMLED/WW	LED	11W - Warm White

Options	/M3	Emergency
	/MWS	Internal Microwave Sensor

Accessories	AMGAMLEDBZ/CH	Chrome Trim Ring
--------------------	----------------------	------------------

LED Information

Total (Watts)	11W
Lumens Delivered	
Cool White	1031lm
Warm White	971lm
Lm/W Cool White	94lm
Lm/W Warm White	88lm
CRI	Ra 80
CCT	4000K
	3000K
Input	230V
Hertz	50Hz
Operating Temp	-5°C to 35°C



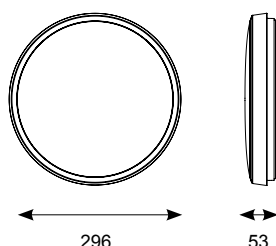
Gamma LED

Supplied c/w Integral Driver



213

- Ultra slim modern polycarbonate wall/ceiling light
- Matt white finish to body and diffuser
- Rear fixing bracket and terminal housing for ease of installation
- Outperforms 38W CFL
- IP54 rating and suitable for bathroom use
- Microwave sensor set to 15 minutes (non-adjustable)
- /MWS and /MWS/M3 versions Masters as standard
- /MWS and MWS/M3 has integral photocell isolation switch
- LED lifespan L70 54,000 hours
- Non-dimmable



Chrome Trim Ring Fitted



Ultra slim profile



LED Information

Total (Watts)	18W
Lumens Delivered	
Cool White	1675lm
Warm White	1551lm
Lm/W Cool White	93lm
Lm/W Warm White	86lm
CRI	Ra 80
CCT	4000K
	3000K
Input	230V
Hertz	50Hz
Operating Temp	-5°C to 35°C

Code	Lamp	Description
AGAMLED	LED	18W - Cool White
AGAMLED/WW	LED	18W - Warm White

Options	/M3	Emergency
	/MWS	Internal Microwave Sensor

Accessories	AGAMLEDBZ/CH	Chrome Trim Ring
--------------------	---------------------	------------------



Warrington: +44 (0) 1942 433333
Belfast: +44 (0) 2890 773750

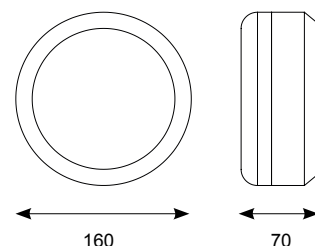


Beta LED

Supplied c/w Integral Driver



- Multi-purpose compact surface LED bulkhead
- IP44 rating and suitable for bathroom use
- All polycarbonate construction
- Comparable performance to 100W GLS and outperforms 16W CFL equivalents
- Instant light output and unlimited switching
- LED lifespan L70 56,000 hours
- Non-dimmable



LED Information

Total (Watts)	5W
Lumens Delivered	436lm
Lm/W	87lm
CRI	Ra 70
CCT	4000K
Input	230V
Hertz	50Hz
Operating Temp	0°C to 25°C

Code	Lamp	Description
ABELED/WV	LED	5W - Cool White - White Base, Opal Visiluxe Diffuser



Disco Slim LED CCT

Supplied c/w Integral Driver



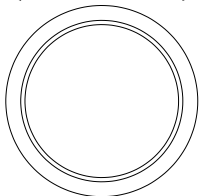
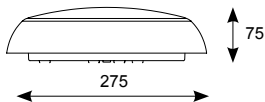
215

- Slim modern design with all polycarbonate construction with opal diffuser and white trim ring
- One product provides both 3000K and 4000K colour temperature options
- 7W exceeds performance of 16W TC-DD
- 13W exceeds performance of 38W TC-DD
- Two options of microwave sensor emergency
- Instant light output and unlimited switching
- LED lifespan L70 56,000 hours

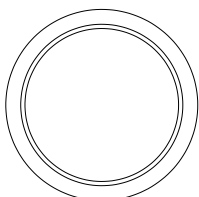
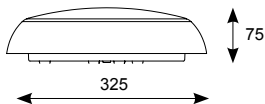


ADSILED1/CCT

IP65



ADSILED1/CCT



ADSILED2/CCT



fitted with chrome trim ring



fitted with graphite trim ring

LED Information

	Cool White	Warm White
Total (Watts)	7W	13W
Lumens Delivered	643lm 1083lm	575lm 1027lm
Lm/W	92lm 83lm	82lm 79lm
CRI	Ra 80	
CCT	4000K 3000K	
Input	230V	
Hertz	50Hz	
Operating Temp	-10°C to 25°C	

Code	Lamp	Description
ADSILED1/CCT	LED	7W - Cool White/Warm White
ADSILED2/CCT	LED	13W - Cool White/Warm White

Options	/M3	Emergency (13W only)
	/MWS	Integral Microwave Sensor (13W only)

Accessories	ADSILED1BZ/CH	Chrome Trim Ring (8W)
	ADSILED1BZ/GR	Graphite Trim Ring (8W)
	ADSILED2BZ/CH	Chrome Trim Ring (13W)
	ADSILED2BZ/GR	Graphite Trim Ring (13W)



Warrington: +44 (0) 1942 433333
Belfast: +44 (0) 2890 773750



Disco Slim LED

Supplied c/w Integral Driver



ADSILED1

IP65

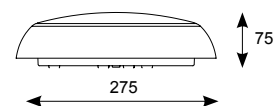


fitted with chrome trim ring

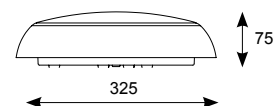


fitted with graphite trim ring

- Slim modern design with all polycarbonate construction with opal diffuser and white trim ring
- 8W exceeds performance of 16W TC-DD
- 13W exceeds performance of 38W CFL
- Two options of microwave sensor emergency
- /MWS/M3/CF provides CorridorFUNCTION with Tridonic control gear
- Instant light output and unlimited switching
- LED lifespan L70 56,000 hours



ADSILED1



ADSILED2

Code	Lamp	Description
ADSILED1	LED	8W - Cool White
ADSILED1/WW	LED	8W - Warm White

ADSILED2	LED	13W - Cool White
ADSILED2/WW	LED	13W - Warm White

Options	/M3	Emergency (13W only)
	/MWS	Integral Microwave Sensor (13W only)
	/MWS/M3/CF	Integral Microwave Sensor and Emergency CorridorFUNCTION (13W only)

Accessories	ADSILED/1BZ/CH	Chrome Trim Ring (8W)
	ADSILED/1BZ/GR	Graphite Trim Ring (8W)
	ADSILED/2BZ/CH	Chrome Trim Ring (13W)
	ADSILED/2BZ/GR	Graphite Trim Ring (13W)

LED Information

	Cool White	Warm White
Total (Watts)	8W	13W
Lumens Delivered	584lm	547lm
	1021lm	979lm
Lm/W	73lm	68lm
	79lm	75lm
CRI	Ra 80	
CCT	4000K	
	3000K	
Input	230V	
Hertz	50Hz	
Operating Temp	-10°C to 25°C	



Disco Slim Halo LED

Supplied c/w Integral Driver

- Slim modern design with all polycarbonate construction with opal diffuser and white trim ring
- Unique design creates halo light spill effect
- 8W exceeds performance of 28W TC-DD
- 13W comparable performance to 40W TC-DD
- Two options of microwave sensor emergency
- /MWS/M3/CF provides CorridorFUNCTION with Tridonic control gear
- Instant light output and unlimited switching
- LED lifespan L70 56,000 hours

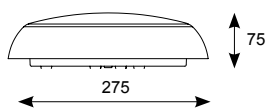


217

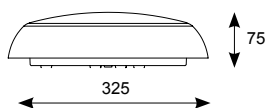


ADSIHLED1

IP65



ADSIHLED1



ADSIHLED2



Halo light spill effect



fitted with chrome trim ring



fitted with graphite trim ring

LED Information

	Cool White	Warm White
Total (Watts)	8W	13W
Lumens Delivered	687lm	605lm
	1198lm	1064lm
Lm/W	86lm	87lm
	92lm	82lm
CRI	Ra 80	
CCT	4000K	
	3000K	
Input	230V	
Hertz	50Hz	
Operating Temp	-10°C to 25°C	

Code	Lamp	Description
ADSIHLED1	LED	8W - Cool White
ADSIHLED1/WW	LED	8W - Warm White

ADSIHLED2	LED	13W - Cool White
ADSIHLED2/WW	LED	13W - Warm White

Options	/M3	Emergency (13W only)
	/MWS	Integral Microwave Sensor (13W only)
	/MWS/M3/CF	Integral Microwave Sensor and Emergency CorridorFUNCTION (13W only)

Accessories	ADSILED/1BZ/CH	Chrome Trim Ring (8W)
	ADSILED/1BZ/GR	Graphite Trim Ring (8W)
	ADSILED/2BZ/CH	Chrome Trim Ring (13W)
	ADSILED/2BZ/GR	Graphite Trim Ring (13W)



Warrington: +44 (0) 1942 433333
Belfast: +44 (0) 2890 773750



Disco LED

Supplied c/w Integral Driver



ADILED1

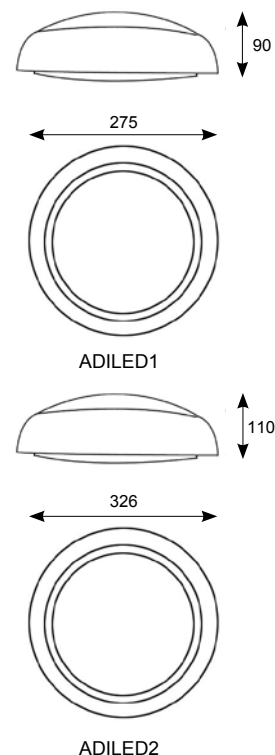
IP65



ADILED2

IP65

- All polycarbonate construction with opal diffuser and white trim ring
- LED performance exceeds CFL equivalents
- Two options of microwave sensor emergency
- /MWS/M3/CF provides CorridorFUNCTION with Tridonic control gear
- Instant light output and unlimited switching
- LED lifespan L70 56,000 hours



Code	Lamp	Description
ADILED1	LED	8W - Cool White
ADILED2	LED	14W - Cool White

Options	/M3	Emergency (14W only)
	/MWS	Integral Microwave Sensor (14W only)
	/MWS/M3/CF	Integral Microwave Sensor and Emergency CorridorFUNCTION (14W only)

Accessories	ADI28BZ/BR	Brass Trim Ring (14W)
	ADI28BZ/CH	Chrome Trim Ring (14W)
	ADI28BZ/SG	Silver Grey Trim Ring (14W)

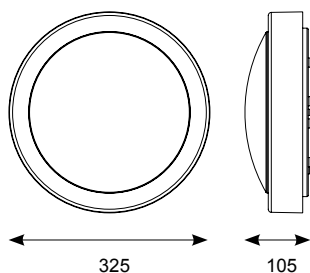
LED Information

Total (Watts)	8W
	14W
Lumens Delivered	539lm
	860lm
Lm/W	67lm
	61lm
CRI	Ra 70
CCT	4000K
Input	230V
Hertz	50/60Hz
Operating Temp	-10°C to 25°C





- Contemporary all polycarbonate fixture for wall/ceiling mounting
- LED performance exceeds CFL equivalents
- /MWS/M3/CF provides CorridorFUNCTION with Tridonic control gear
- Optional chrome trim ring
- LED lifespan L70 56,000 hours



AJALED

IP65



Chrome Trim Ring Fitted

LED Information

Total (Watts)	14W
Lumens Delivered	993lm
Lm/W	66lm
CRI	Ra 80
CCT	4000K
Input	230V
Hertz	50/60Hz
Operating Temp	0°C to 25°C

Code	Lamp	Description
AJALED	LED	14W - Cool White
Options	/M3	Emergency
	/MWS	Internal Microwave Sensor
	/MWS/M3/CF	Integral Microwave Sensor and Emergency CorridorFUNCTION
Accessories	AJALEDDBZ/CH	Chrome Trim Ring

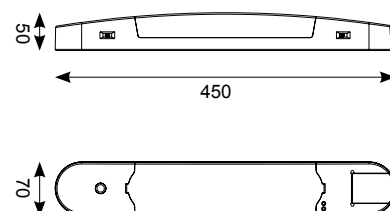


Profile Dual Voltage LED Razor Light

c/w Integral Driver



- Ultra-slim unobtrusive modern design
- Directional light output provides optimum facial illumination
- All switches SELV rated for ultimate safety
- Night light function with four minute timed override switch for full power output
- Only 1.8W power consumption in night light mode
- Optional wiring facility for remote bedside operation of night light function
- USB 2A charge port
- 110/230V selectable shaver output and isolating transformer
- LED lifespan L70 50,000 hours



Access to shaver connection and USB charge port via hinged protective cover. Simple SELV switch provides the ability to select required voltage.



Easy to operate SELV switch function provides the ability to select 100% brightness, night light mode, and on/off settings.



Illuminated soft touch SELV switch for night light, with four minute timed override providing full brightness when required.

LED Information

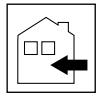
Total (Watts)	8W
Lumens Delivered	
Full Power	436lm
Night light	33lm
Lm/W	55lm
CRI	Ra 70
CCT	4000K
Input	230V
Hertz	50/60Hz
Operating Temp	0°C to 40°C

Code	Lamp	Description
APLEDDVRL	LED	8W - Cool White



Dual Voltage Razor Light

Supplied c/w Lamp



221

- Modern profile razor light with dual voltage options (110/230V) and isolating transformer
- Polycarbonate body and diffuser
- Pull cord for illumination
- Prismatic diffuser



Dimensions - mm

Length 493


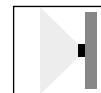
Width 60

Depth 71



Code	Lamp	Description
ADVRL	284mm Strip	60W - White

Dual Voltage Shaver Socket



- Modern profile shaver socket with isolating transformer
- 115Volt and 230Volt outputs
- Supplied with screws and plastic covers



ADVSS



Code	Lamp	Description
ADVSS		Dual Voltage Shaver Socket

Warrington: +44 (0) 1942 433333
Belfast: +44 (0) 2890 773750

