



# Display



LED Downlights




Emergency Kits



LED and GU10  
Surface Downlights



Fire Rated Downlights




Die-Cast Downlights



Downlight Accessories




Unity Mini 24V  
Adjustable LED Trackspot



Single Circuit  
Track and Surface



Three Circuit  
Track and Surface



Pendants



Wall Lights

LED Drivers  
and TransformersLED Flexible and  
Rigid StripsLED Linklights and  
Cabinet Fittings

Bathroom Fixtures



# Performance Downlights

Performance downlights are ideal for open areas and larger rooms such as living areas in a home, school or college communal areas as well as commercial premises, where the required lux levels need to be achieved using the fewest number of luminaires possible. Performance downlights produce a high level of light and can be used in areas where low glare and viewing comfort is not a requirement.

## Galaxy LED

**Application example:**  
Large commercial offices

## Comfort LED

**Application example:**  
Large commercial offices

## Vantage LED SMD

**Application example:**  
Commercial offices

## Anzo MultiLED

**Application example:**  
Small commercial offices

## Freska LED

**Application example:**  
Reception area


## Prism Pro FRD

**Application example:**  
Residential

## Prism LED FRD

## Lodi LED

**Application example:**  
Residential



Specification / Application

# Architectural Downlights



Architectural downlights are predominantly used in areas where glare control and viewing comfort is a high priority, such as in classrooms, in offices above workers desks and in retail applications. A more comfortable light can be achieved by using more glare control luminaries in a space to achieve a better quality and more comfortable light to work in.



Specification / Application



## Unity LED Downlight, Unity LED Square Unity LED Wallwash

**Application example:**  
Car showrooms

## Unity LED Square Unity LED Rec

**Application example:**  
Retail shops



## Unity GC Pro

**Application example:**  
Hotel reception



## Unity GC

**Application example:**  
Hotel rooms/lounge



## Prism Pro Anti-glare

**Application example:**  
Residential

## Are you looking for a fire rated downlight that complies with any ceiling type?

Our industry-leading downlights have passed relevant testing to ensure full compliance in all ceiling types, Solid Timber, I-joint and Metal Web. Our products also meet these regulations:



Part B Fire Safety







Part C Moisture Protection



Part E Acoustic Resistance



Part L Energy Efficiency

Product Range:					
Solid Timber	30 min	WF408531	WF408531	WF408531	WF414859
	60 min	WF408527	WF408527	WF408527	WF414858
	90 min	WF408530	WF408530	WF408530	WF414870
I-Joist	30 min	WF408531	WF416981	WF408531	WF416981
	60 min	WF408527	WF416977	WF408527	WF416977
	90 min		WF419718		WF419718
Metal Web	30 min		WF416978		WF416978
	60 min		WF416978		WF416978

\* Inclusive of all Prism Pro variants - APRILEDP/OCTOW, APRILEDP/HO/\*\*, APRILEDP/\*\*, APRILEDP/CCT, APRILEDP/G/\*\*, APRILEDP/AG/OCTOW, APRILEDP/AG/CCT, APRILEDP/mini/CCT

## Solid Timber



The Solid Timber joist is the traditional ceiling joist used and typically is only found in domestic dwellings already constructed. They are widely used within internal floor and separating constructions for both residential and commercial applications.

### Specification

#### 30 minute construction

600mm Joist Centres  
220mm x 63mm  
15mm Type A Wallboard Plasterboard

#### 60 minute construction

600mm Joist Centres  
220mm x 63mm  
2 x 15mm Type F Fireline Plasterboard

#### 90 minute construction

450mm Joist Centres  
220mm x 63mm  
2 x 15mm Type F Fireline Plasterboard

## I-Joist

I-Joists are used on new builds throughout the UK and is a lightweight joist designed for domestic applications. I-Joist now dominate the housebuilding market and continue to grow in popularity as they have a greater strength to weight ratio compared other options.



### Specification

#### 30 minute construction

600mm Joist Centres  
220mm x 63mm – 9mm OSB/3 'web'  
15mm Type A Wallboard Plasterboard

#### 60 minute construction

600mm Joist Centres  
220mm x 63mm – 9mm OSB/3 'web'  
2 x 15mm Type F Fireline Plasterboard

#### 90 minute construction

450mm Joist Centres  
220mm x 63mm – 9mm OSB/3 'web'  
2 x 15mm Type F Fireline Plasterboard



## Metal Web / Open Web / Posi Joist

Metal Web or Posi Joist as it is sometimes called, is a new joist type used in the UK. Posi Joist combines the lightness of timber with the strength of the Posi Strut steel web allowing you to span far greater distances. This joist type can be used across a wide range of applications for both floor and roof in domestic, industrial and commercial applications.

### Specification

#### 30 minute construction

600mm Joist Centres  
PS9 (225mm x 0.9mm)+ TR26 (47x72mm timber)  
15mm Type A Wallboard Plasterboard

#### 60 minute construction

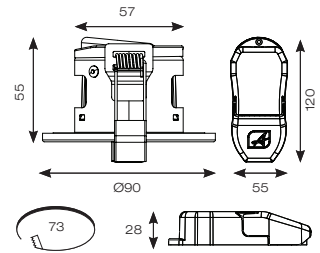
600mm Joist Centres  
PS10 (253mm x 0.9mm)+ TR26 (47x72mm timber)  
2 x 15mm Type F Fireline Plasterboard

# OCTO Prism Pro Fire Rated Downlight Connected by WiZ



Voice Control


- Tunable between 2700K - 6000K via WiZ App and voice control
- IP65 dimmable LED WiZ enabled tunable white Fire Rated Downlight suitable for residential and hospitality applications
- Supplied with matt white bezel as standard
- Remote driver with 2x1.5mm<sup>2</sup> + CPC loop-in, loop-out colour coded push fit piano terminals provide an easy and efficient installation
- Detachable LED driver for fast fix install
- Low profile design and remote driver allow installation into shallow ceiling voids
- Fully tested for 30, 60 and 90 minute ceiling types to meet Part B of Building Regulations
- Fully tested to meet Part C (moisture), Part E (acoustic) and Part L (energy) of Building Regulations
- Wide 60° beam angle for increased light distribution



Connected by  
**WiZ**



Matt White Bezel fitted as standard



Easy wiring access

INPUT	HERTZ	TEMP	LIFETIME (HRS)	CRI	SDCM	BEAM ANGLE	CLASS	IP
230V	50/60Hz	-5°C to 25°C	L70 60,000	Ra 80	6	60°	1	IP65

CODE	DESCRIPTION	WATTAGE	CCT	LUMENS	LM/W	TRADE
APRILEDP/OCTOW	WiZ Enabled - Tunable White	7W	2700K-6000K	573lm (2700K) - 547lm (6000K)	82lm (2700K) - 78lm (6000K)	£92.00

CODE (ACCESSORIES)	DESCRIPTION	TRADE
APRILEDPBZ/CH	Chrome Trim Bezel	£4.15
APRILEDPBZ/SC	Satin Chrome Trim Bezel	£4.15
APRILEDPBZ/BLK	Matt Black Trim Bezel	£4.15
ACFLP/3	LED Emergency Lighting Pack	£131.00


CODE (ACCESSORIES)	DESCRIPTION	TRADE
APRILEDP/CP/MW	Converter Kit Matt White	£11.05
APRILEDP/CP/CH	Converter Kit Chrome	£13.15
APRILEDP/CP/SC	Converter Kit Satin Chrome	£13.15
APRILEDP/CP/BLK	Converter Kit Black	£13.15



OCTO  
Embedded

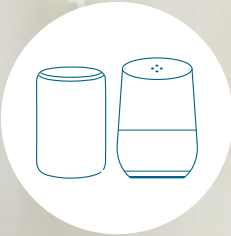
Connected by

WIZ



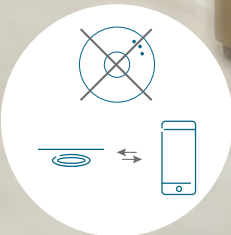
### WiFi and Bluetooth

Enjoy seamless pairing using WiFi and Bluetooth hybrid technology to support connecting to your WiFi router



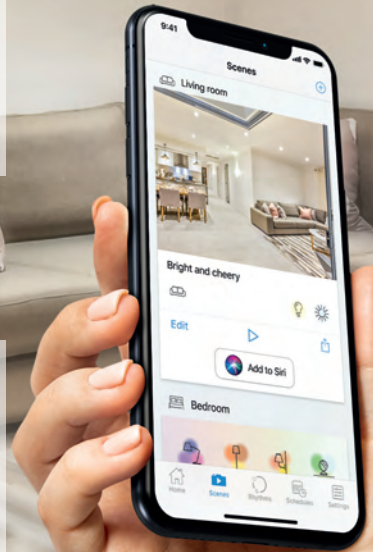
### Advance Voice Control

Full voice control with smart speakers and now with Google Assistant and Siri Shortcuts on iOS 12, have full control of your lights by talking to any smartphone.



### No Hub Needed

32-bit MCU chip provides smarter automation, as WIZ lighting is directly, constantly and reliably connected to the cloud there is no dependency on a hub or bridge.

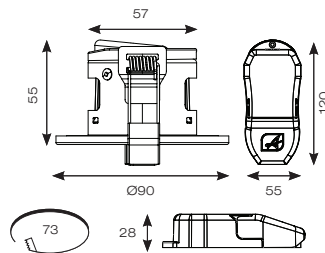




# Prism Pro HO Fire Rated Downlight



- IP65 dimmable high output LED Fire Rated Downlight suitable for residential and hospitality applications
- Remote driver with 2x1.5mm<sup>2</sup> + CPC loop-in, loop-out colour coded push fit piano terminals provide an easy and efficient installation
- Detachable LED driver for fast fix install
- Low profile design and remote driver allows installation into shallow ceiling voids
- Fully tested for 30, 60 and 90 minute ceiling types to meet Part B of Building Regulations
- Fully tested to meet Part C (moisture), Part E (acoustic) and Part L (energy) of Building Regulations
- Wide 60° beam angle for increased light distribution



Easy wiring access



OCTO  
Compatible

Powered by  
CASAMBI



Matt White Bezel fitted as standard



Chrome Trim Bezel Accessory



Satin Chrome Trim Bezel Accessory



Matt Black Trim Bezel Accessory

INPUT	HERTZ	TEMP	LIFETIME (HRS)	CRI	SDCM	BEAM ANGLE	CLASS	IP
230V	50/60Hz	-5°C to 25°C	L70 60,000	Ra 80	6	60°	1	IP65

CODE	DESCRIPTION	WATTAGE	CCT	LUMENS	LM/W	UGR	TRADE
APRILEDP/HO/CW	Cool White - HO	8.5W	4000K	750lm	95lm	24	£27.80
APRILEDP/HO/WW	Warm White - HO	8.5W	3000K	715lm	90lm	24	£27.80

\* UGR Value based on (4H - 8H)

CODE (ACCESSORIES)	DESCRIPTION	TRADE
APRILEDPBZ/CH	Chrome Trim Bezel	£4.15
APRILEDPBZ/SC	Satin Chrome Trim Bezel	£4.15
APRILEDPBZ/BLK	Matt Black Trim Bezel	£4.15
ACFLP/3	LED Emergency Lighting Pack	£131.00

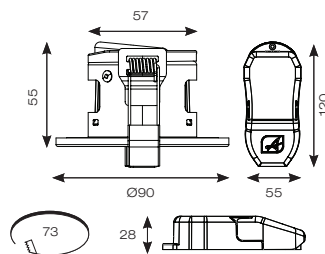
CODE (ACCESSORIES)	DESCRIPTION	TRADE
APRILEDP/CP/MW	Converter Kit Matt White	£11.05
APRILEDP/CP/CH	Converter Kit Chrome	£13.15
APRILEDP/CP/SC	Converter Kit Satin Chrome	£13.15
APRILEDP/CP/BLK	Converter Kit Black	£13.15



# Prism Pro Fire Rated Downlight



- IP65 dimmable LED Fire Rated Downlight suitable for residential and hospitality applications
- Remote driver with 2x1.5mm<sup>2</sup> + CPC loop-in, loop-out colour coded push fit piano terminals provide an easy and efficient installation
- Detachable LED driver for fast fix install
- Low profile design and remote driver allows installation into shallow ceiling voids
- Fully tested for 30, 60 and 90 minute ceiling types to meet Part B of Building Regulations
- Fully tested to meet Part C (moisture), Part E (acoustic) and Part L (energy) of Building Regulations
- Wide 60° beam angle for increased light distribution



Easy wiring access



OCTO  
Compatible

Powered by  
CASAMBI



Matt White Bezel fitted as standard



Chrome Trim Bezel Accessory



Satin Chrome Trim Bezel Accessory



Matt Black Trim Bezel Accessory

INPUT	HERTZ	TEMP	LIFETIME (HRS)	CRI	SDCM	BEAM ANGLE	CLASS	IP
230V	50/60Hz	-5°C to 25°C	L70 60,000	Ra 80	6	60°	1	IP65

CODE	DESCRIPTION	WATTAGE	CCT	LUMENS	LM/W	UGR	TRADE
APRILEDP/CW	Cool White	6W	4000K	577lm	96lm	25	£40.85
APRILEDP/WW	Warm White	6W	3000K	532lm	89lm	25	£40.85

\*UGR Value based on (4H - 8H)

CODE (ACCESSORIES)	DESCRIPTION	TRADE
APRILEDPBZ/CH	Chrome Trim Bezel	£4.15
APRILEDPBZ/SC	Satin Chrome Trim Bezel	£4.15
APRILEDPBZ/BLK	Matt Black Trim Bezel	£4.15
ACFLP/3	LED Emergency Lighting Pack	£131.00

CODE (ACCESSORIES)	DESCRIPTION	TRADE
APRILEDP/CP/MW	Converter Kit Matt White	£11.05
APRILEDP/CP/CH	Converter Kit Chrome	£13.15
APRILEDP/CP/SC	Converter Kit Satin Chrome	£13.15
APRILEDP/CP/BLK	Converter Kit Black	£13.15

# PRISM™ FRD PRO

Ultra shallow fixture height  
for shallow ceiling void

Protective covers that aid  
installation and preserve  
intended mounting  
surface

Unique patented intumescent disc

High efficiency / long life LED engine

Twistlock bezel available  
in single colour or plated  
finishes

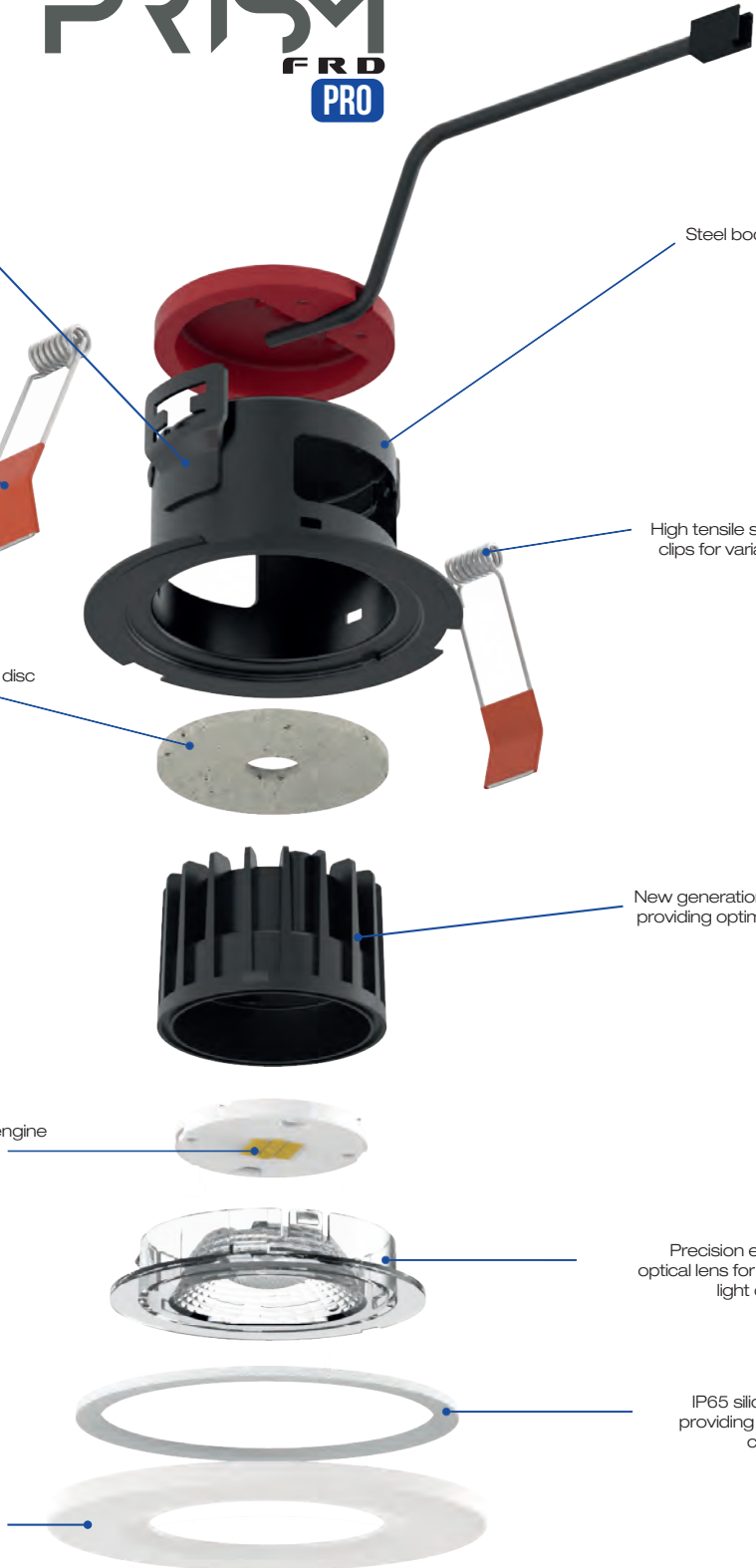
Steel body housing

High tensile steel spring  
clips for variable ceiling  
thickness

New generation heat sink  
providing optimal thermal  
dissipation

Precision engineered  
optical lens for enhanced  
light distribution

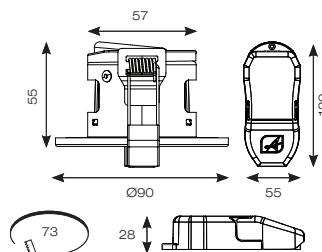
IP65 silicon gasket  
providing Part C & E  
compliance



# Prism Pro CCT Fire Rated Downlight



- 220-240V IP65 dimmable LED 4 CCT selectable fire rated performance downlight suitable for residential and hospitality applications
- Remote driver with 2x1.5mm<sup>2</sup> + CPC loop-in, loop-out colour coded push fit piano terminals provide an easy and efficient installation
- Detachable LED driver for fast fix install
- Low profile design and remote driver allows installation into shallow ceiling voids
- Fully tested for 30, 60 and 90 minute ceiling types to meet Part B of Building Regulations
- Fully tested to meet Part C (moisture), Part E (acoustic) and Part L (energy) of Building Regulations
- Wide 60° beam angle for increased light distribution



Matt White Bezel fitted as standard



Easy wiring access



Powered by  
**CASAMBI**



Chrome Trim Bezel Accessory



Satin Chrome Trim Bezel Accessory



Matt Black Trim Bezel Accessory

INPUT	HERTZ	TEMP	LIFETIME (HRS)	CRI	SDCM	BEAM ANGLE	CLASS	IP
230V	50/60Hz	-5°C to 25°C	L70 60,000	Ra 80	6	60°	1	IP65

CODE	DESCRIPTION	WATTAGE	CCT	LUMENS	LM/W	UGR	TRADE
APRILEDP/CCT	CCT Selectable	7W	2700K/3000K/4000K/6000K	610lm (4000K)	87lm (4000K)	23	£49.35

\* UGR Value based on (4H - 8H)

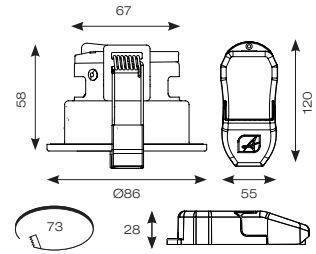
CODE (ACCESSORIES)	DESCRIPTION	TRADE
APRILEDPBZ/CH	Chrome Trim Bezel	£4.15
APRILEDPBZ/SC	Satin Chrome Trim Bezel	£4.15
APRILEDPBZ/BLK	Matt Black Trim Bezel	£4.15
ACFLP/3	LED Emergency Lighting Pack	£131.00

CODE (ACCESSORIES)	DESCRIPTION	TRADE
APRILEDP/CP/MW	Converter Kit Matt White	£11.05
APRILEDP/CP/CH	Converter Kit Chrome	£13.15
APRILEDP/CP/SC	Converter Kit Satin Chrome	£13.15
APRILEDP/CP/BLK	Converter Kit Black	£13.15

# Prism Pro CCT Fire Rated Gimbal



- 220-240V IP65 dimmable LED 4 CCT selectable fire rated performance gimbal suitable for residential and hospitality applications
- 30° tilt angle
- Remote driver with 2x1.5mm<sup>2</sup> + CPC loop-in, loop-out colour coded push fit piano terminals provide an easy and efficient installation
- Detachable LED driver for fast fix install
- Low profile design and remote driver allows installation into shallow ceiling voids
- Fully tested for 30, 60 and 90 minute ceiling types to meet Part B of Building Regulations
- Fully tested to meet Part E (acoustic) and Part L (energy) of Building Regulations
- Wide 60° beam angle for increased light distribution



Matt White



Chrome



Satin Chrome



Black

INPUT	HERTZ	TEMP	LIFETIME (HRS)	CRI	SDCM	BEAM ANGLE	CLASS	IP
230V	50/60Hz	-5°C to 25°C	L70 60,000	Ra 80	6	60°	1	IP20

CODE	DESCRIPTION	WATTAGE	CCT	LUMENS	LM/W	UGR	TRADE
APRILEDP/G/MW	CCT Selectable - Matt White	7W	2700K/3000K/4000K/6000K	700lm (4000K)	100lm (4000K)	25	£58.00
APRILEDP/G/CH	CCT Selectable - Chrome						£61.00
APRILEDP/G/SC	CCT Selectable - Satin Chrome						£61.00
APRILEDP/G/BLK	CCT Selectable - Black						£61.00

\*UGR Value based on (4H - 8H)

CODE (ACCESSORIES)	DESCRIPTION	TRADE
ACFLP/3	LED Emergency Lighting Pack	£131.00

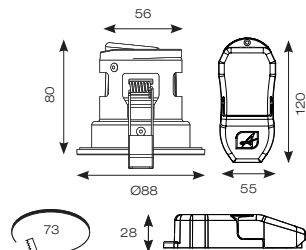


# OCTO Prism Pro Anti-Glare FRD Connected by WiZ



Voice Control

- 220-240V IP65 LED dimmable WiZ enabled tunable white fire rated architectural downlight suitable for residential and hospitality applications
- Supplied with matt white bezel as standard
- Anti-glare design to create visual comfort
- Tunable between 2700K - 6000K via WiZ App and voice control
- Remote driver with 2x1.5mm<sup>2</sup> + CPC loop-in, loop-out colour coded push fit piano terminals provide an easy and efficient installation
- Detachable LED driver for fast fix install
- Low profile design and remote driver allow installation into shallow ceiling voids
- Fully tested for 30, 60 and 90 minute ceiling types to meet Part B of Building Regulations
- Fully tested to meet Part C (moisture), Part E (acoustic) and Part L (energy) of Building Regulations

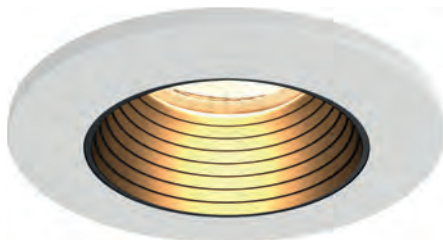


Easy wiring access




OCTO Embedded


Connected by  
**WiZ**




White Bezel with black insert fitted as standard




White Bezel with white insert accessory



Black Bezel with matt black insert accessory



Chrome Bezel with matt black insert accessory



Satin Chrome Bezel with matt black insert accessory

INPUT	HERTZ	TEMP	LIFETIME (HRS)	CRI	SDCM	BEAM ANGLE	CLASS	IP
230V	50/60Hz	-5°C to 25°C	L70 33,000	Ra 80	6	50°	1	IP65

CODE	DESCRIPTION	WATTAGE	CCT	LUMENS	LM/W	UGR	TRADE
APRILEDP/AG/OCTOW	Tunable White	8W	2700K - 6000K	402lm (2700K) - 410lm (6000K)	50lm (2700K and 6000K)	18	<b>£88.50</b>

\* UGR Value based on (4H - 8H)

CODE (ACCESSORIES)	DESCRIPTION	TRADE
APRILEDPBZ/AG/WW	White Trim Bezel with White Insert	<b>£6.90</b>
APRILEDPBZ/AG/BB	Matt Black Trim Bezel with Matt Black Insert	<b>£6.90</b>
APRILEDPBZ/AG/CHB	Chrome Trim Bezel with Matt Black Insert	<b>£6.90</b>
APRILEDPBZ/AG/SCB	Satin Chrome Trim Bezel with Matt Black Insert	<b>£6.90</b>

CODE (ACCESSORIES)	DESCRIPTION	TRADE
ACFLP/3	LED Emergency Lighting Pack	<b>£131.00</b>

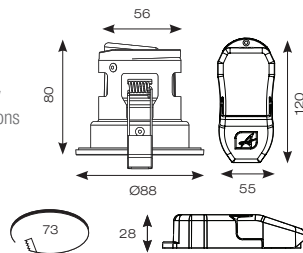




# Prism Pro CCT Anti-Glare FRD



- 220-240V IP65 LED dimmable CCT fire rated architectural downlight suitable for residential and hospitality applications
- Anti-glare design to create visual comfort
- Supplied with matt white bezel as standard. Chrome, satin chrome and matt black bezels sold separately
- Integrated switch allows the choice of 2700K, 3000K, 4000K or 6000K colour temperature options
- Remote driver with 2x1.5mm<sup>2</sup> + CPC loop-in, loop-out colour coded push fit piano terminals provide an easy and efficient installation
- Detachable LED driver for fast fix install
- Low profile design and remote driver allow installation into shallow ceiling voids
- Fully tested to meet Part C (moisture), Part E (acoustic) and Part L (energy) of Building Regulations

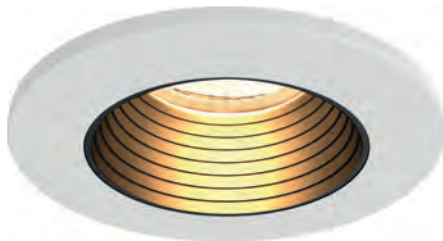


OCTO  
Compatible


Powered by  
CASAMBI




Easy wiring access




White Bezel with black insert fitted as standard




White Bezel with white insert accessory



Black Bezel with matt black insert accessory



Chrome Bezel with matt black insert accessory



Satin Chrome Bezel with matt black insert accessory

INPUT	HERTZ	TEMP	LIFETIME (HRS)	CRI	SDCM	BEAM ANGLE	CLASS	IP
230V	50/60Hz	-5°C to 25°C	L70 60,000	Ra 80	6	50°	1	IP65

CODE	DESCRIPTION	WATTAGE	CCT	LUMENS	LM/W	UGR	TRADE
APRILEDP/AG/CCT	CCT Selectable	7W	2700K/3000K/4000K/6000K	520lm (4000K)	74lm (4000K)	23	£64.00

\* UGR Value based on (4H - 8H)

CODE (ACCESSORIES)	DESCRIPTION	TRADE
APRILEDPBZ/AG/WW	White Trim Bezel with White Insert	£6.90
APRILEDPBZ/AG/BB	Matt Black Trim Bezel with Matt Black Insert	£6.90
APRILEDPBZ/AG/CHB	Chrome Trim Bezel with Matt Black Insert	£6.90
APRILEDPBZ/AG/SCB	Satin Chrome Trim Bezel with Matt Black Insert	£6.90


CODE (ACCESSORIES)	DESCRIPTION	TRADE
ACFLP/3	LED Emergency Lighting Pack	£131.00



### Anti-glare design

Specifically designed baffle construction with recessed LED module and diffuser provide a steep cut-off angle ensuring maximum glare control and visual comfort.

— VS —



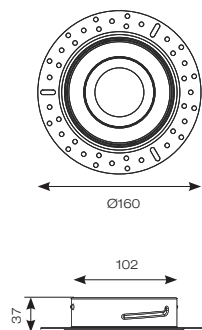
### Traditional design

Shallow cut-off angle provides much less glare control and reduced visual comfort

## Prism Pro Trimless Bezel Kit



- Trimless bezel kit designed for use with: APRILEDP/OCTOW, APRILEDP/HO/\*\*, APRILEDP/\*\* and APRILEDP/CCT
  - Steep baffle construction recesses the downlight providing a deep cut-off angle ensuring maximum glare control and visual comfort
  - Intelligent 2 part kit design is accessible from underneath the ceiling both during and after installation. The main body can be fixed to the ceiling whilst the internal 'push to release' main cone can be attached afterwards. This allows for quicker and easier installation and product maintenance
  - Suitable for residential and commercial applications, providing an architectural and modern appearance
  - Pre-drilled screw holes ensure a quick and easy installation
  - Wide design allows suitability for retro-fit applications replacing hole cut-outs up to 160mm
- Please note: This product comes supplied less downlight**



### Architectural Downlight



CODE	DESCRIPTION	TRADE
APRILEDP/TRIM	Prism Pro Trimless Bezel Kit	£21.95


CODE (ACCESSORIES)	DESCRIPTION	TRADE	CODE (ACCESSORIES)	DESCRIPTION	TRADE
APRILEDP/OCTOW	WiZ Enabled Fire Rated Downlight	£92.00	APRILEDP/WW	Fire Rated Downlight - Warm White	£40.85
APRILEDP/CW	Fire Rated Downlight - Cool White	£40.85	APRILEDP/CCT	Fire Rated Downlight - CCT Selectable	£49.35

## Prism Pro LED Trimless Bezel Kit



### Simple Installation

The main body can be easily secured to the ceiling plasterboard, with the multiple holes allowing for flexible installation. The 'push to release' designed main cone ensures the Prism Pro can be accessed from underneath the ceiling both during and after installation.



### Reduced Glare Design

Steep baffle construction recesses the LED module and diffuser providing a deep cut-off angle ensuring maximum glare control and visual comfort.



### Versatile

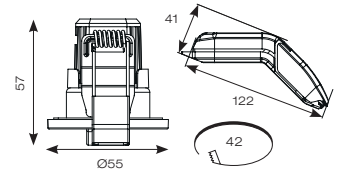
The Trimless kit can be used with all Prism Pro LED Fire Rated Downlights. This includes our OCTO WIZ enabled downlight, 3000K, 4000K and colour temperature selectable models.

\* Not applicable for use with gimbal or non-Prism Pro LED models

# Prism Pro Mini CCT Fire Rated Downlight



- 220-240V IP65 dimmable CCT selectable miniature fire rated performance downlight suitable for residential and hospitality applications
- Ultra slim remote driver with loop-in, loop-out push fit terminals provide an easy and efficient installation
- Can be used as the sole light source or as a complimentary product to Prism Pro / Prism Pro Anti-Glare
- Unique angled LED driver for easy installation through the smaller downlight cut out
- Detachable LED driver for fast fix install
- Low profile design and arched remote driver allows installation into shallow ceiling voids
- Fully tested for 30, 60 and 90 minute ceiling types to meet Part B of Building Regulations
- Fully tested to meet Part C (moisture), Part E (acoustic) and Part L (energy) of Building Regulations



OCTO  
Compatible

Powered by  
CASAMBI



Easy wiring access



Matt White Bezel fitted as standard



Chrome Trim Bezel Accessory



Satin Chrome Trim Bezel Accessory



Matt Black Trim Bezel Accessory

INPUT	HERTZ	TEMP	LIFETIME (HRS)	CRI	SDCM	BEAM ANGLE	CLASS	IP
220-240V	50/60Hz	-5°C to 25°C	L70 54,000	Ra 80	6	60°	2	IP65

CODE	DESCRIPTION	WATTAGE	CCT	LUMENS	LM/W	UGR	TRADE
APRILEDP/MINI/CCT	CCT Selectable	5W	2700K/3000K/4000K/6000K	450lm (4000K)	90lm (4000K)	29	£26.75

\* UGR Value based on (4H - 8H)

CODE (ACCESSORIES)	DESCRIPTION	TRADE
APRILEDP/MINIBZ/BLK	Matt Black Trim Bezel	£2.50
APRILEDP/MINIBZ/CH	Chrome Trim Bezel	£2.50
APRILEDP/MINIBZ/SC	Satin Chrome Trim Bezel	£2.50

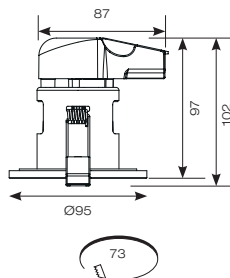
CODE (ACCESSORIES)	DESCRIPTION	TRADE
ACFLP/3	LED Emergency Lighting Pack	£131.00



# Prism Fire Rated Downlight



- IP65 LED dimmable fire-rated performance downlight suitable for residential applications
- Supplied with matt white bezel as standard
- Integral driver with push-fit loop-in, loop-out terminals for ease and speed of installation
- Fully tested for 30, 60 and 90 minute ceiling types to meet Part B of Building Regulations
- Fully tested to meet Part C (moisture) and Part E (acoustic) of Building Regulations
- Wide 60° beam angle for increased light distribution



**P** Performance  
Downlight



Matt White Bezel fitted as standard



Easy wiring access



OCTO  
Compatible

Powered by  
CASAMBI



Chrome Trim Bezel Accessory



Satin Chrome Trim Bezel Accessory

INPUT	HERTZ	TEMP	LIFETIME (HRS)	CRI	SDCM	BEAM ANGLE	CLASS	IP
230V	50Hz	-5°C to 25°C	L70 60,000	Ra 80	6	60°	1	IP65

CODE	DESCRIPTION	WATTAGE	CCT	LUMENS	LM/W	UGR	TRADE
APRILED/CW	Cool White	7W	4000K	715lm	102lm	19	£48.00
APRILED/WW	Warm White	7W	3000K	712lm	102lm	19	£48.00

\* UGR Value based on (4H - 8H)

CODE (ACCESSORIES)	DESCRIPTION	TRADE
APRILEDBZ/CH	Chrome Trim Bezel	£4.60
APRILEDBZ/SC	Satin Chrome Trim Bezel	£4.60

CODE (ACCESSORIES)	DESCRIPTION	TRADE
ACFLP/3	LED Emergency Lighting Pack	£131.00

Fast push-fit loop-in, loop-out termination for 2x1.5mm twin and earth cable



Ergonomic moulded terminal housing

Steel body housing

Intumescent fire barrier

Unique heat sink design for optimum heat dissipation

Sturdy spring clips with protective covers

Optimum contact between heatsink and LED for maximum thermal performance

High efficiency LED light engine

Precision engineered reflector for enhanced light distribution

IP65 silicon seal Part C and E compliant

Acoustic cushion

Aluminium die-cast secure screw on bezel with matt white paint finish or plated finishes

## Product Certification




**Part B**  
Test Nos.  
30 Minutes - Exova WF408531  
60 Minutes - Exova WF408527  
90 Minutes - Exova WF408530



**Part C**  
P108657-1000



**Part E**  
P17011-1000

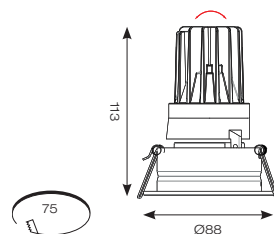




# Unity GC Pro Adjustable Downlight



- Compact high performance architectural adjustable downlight suitable for residential applications
- Deep cut-off angle for glare control and comfort
- Die-cast aluminium construction, powder coated and 30° cut-off angle
- 30° tilt angle
- Mirror finished anodized reflector for optimum light control
- Remote driver with plug and play connection
- Triac dimmable as standard
- Powered by HEP



Architectural  
Downlight



OCTO  
Option  
Available

Powered by  
CASAMBI



30° tilt angle adjustability

INPUT	HERTZ	TEMP	LIFETIME (HRS)	CRI	SDCM	BEAM ANGLE	CLASS	IP
230V	50Hz	-20°C to 25°C	L70 50,000	Ra 90	3	30°	2	IP20

CODE	DESCRIPTION	WATTAGE	CCT	LUMENS	LM/W	UGR	TRADE
AULEDGCP/CW	Cool White	12W	4000K	404lm	34lm	<10	£78.00
AULEDGCP/WW	Warm White	12W	3000K	374lm	31lm	<10	£78.00

\* UGR Value based on (4H - 8H)

CODE (OPTIONS)	DESCRIPTION	TRADE
/OCTO	OCTO Smart Control	+ £208.50
/DD	Digital Dimming (DD1/DD3/DD4)	+ £101.50

Aluminium heatsink for optimum thermal management to ensure long lifetime cycle

High quality OSRAM LED Light engine

Mirror finished anodized reflector optimises light distribution providing an excellent and uniform output

Anti-glare diffuser provides visual comfort and optimum light distribution

Open housing construction allows constant air flow from heatsink providing optimal thermal performance and maximum LED lifetime

Sturdy spring clips provide tight and lasting position once installed

Protective spring clip covers for ceiling protection and ease of installation

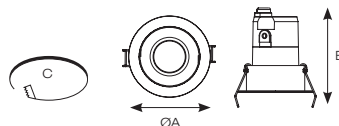
Matt white bezel supplied provides sleek and modern appearance



# Unity GC Pro Fixed Downlight



- Compact high performance architectural adjustable downlight suitable for residential applications
- Deep cut-off angle for glare control and comfort
- Die-cast aluminium construction, powder coated
- Mirror finished anodized reflector for optimum light control
- Remote driver with plug and play connection
- Powered by HEP



**A** Architectural  
Downlight



Powered by  
**CASAMBI**



INPUT	HERTZ	TEMP	LIFETIME (HRS)	CRI	SDCM	BEAM ANGLE	CLASS	IP
230V	50Hz	-20°C to 25°C	L80 82,000	Ra 90	3	30°	2	IP44

CODE	DESCRIPTION	WATTAGE	CCT	LUMENS	LM/W	UGR	A	B	C	TRADE
AULEDGCP1/CW	Cool White	3W	4000K	121lm	40lm	<10	48mm	48mm	40mm	£39.35
AULEDGCP1/WW	Warm White	3W	3000K	113lm	38lm	<10	48mm	48mm	40mm	£39.35
AULEDGCP2/CW	Cool White	8W	4000K	262lm	33lm	<10	65mm	70mm	55mm	£56.50
AULEDGCP2/WW	Warm White	8W	3000K	252lm	32lm	<10	65mm	70mm	55mm	£56.50
AULEDGCP3/CW	Cool White	15W	4000K	629lm	42lm	<10	78mm	81mm	68mm	£73.00
AULEDGCP3/WW	Warm White	15W	3000K	586lm	39lm	<10	78mm	81mm	68mm	£73.00

\* UGR Value based on (4H - 8H)

CODE (OPTIONS)	DESCRIPTION	TRADE	CODE (ACCESSORIES)	DESCRIPTION	TRADE
/OCTO	OCTO Smart Control	+ £166.00	ACFLP/3	LED Emergency Lighting Pack *	£131.00
/DD	Digital Dimming (DD1/DD3/DD4)	+ £101.50		* (3W and 8W Only)	

Sturdy spring clips provide tight and lasting position once installed



Aluminium heatsink for optimum thermal management to ensure long lifetime cycle




Protective spring clip covers for ceiling protection and ease of installation



High quality LED light engine



Mirror finished anodized reflector optimises light distribution providing an excellent and uniform output



Anti-glare diffuser provides visual comfort and optimum light distribution



Specially designed baffle construction with recessed LED module and diffuser provide a steep cut-off angle ensuring maximum glare control and visual comfort



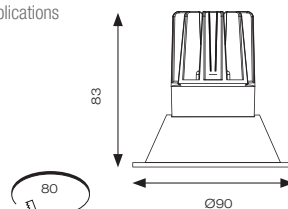
Slim profile matt white bezel provides sleek and modern appearance



# Unity 80 Downlight



- IP44 compact high performance architectural downlight suitable for commercial, hospitality and retail applications
- Die-cast aluminium construction, powder coated and 30° cut-off angle
- Mirror finished anodized reflector
- Anti-glare design to create visual comfort
- Remote driver with plug and play connection
- Powered by Tridonic



Powered by  
**CASAMBI**



INPUT	HERTZ	TEMP	LIFETIME (HRS)	CRI	BEAM ANGLE	CLASS	IP
230V	50/60Hz	-20°C to 25°C	L70 50,000	Ra 90	55°	2	IP44

CODE	DESCRIPTION	WATTAGE	CCT	LUMENS	LM/W	SDCM	UGR	TRADE
AULED80D	Cool White	15W	4000K	1161lm	77lm	3	18	£59.00
AULED80D/WW	Warm White	15W	3000K	1080lm	72lm	5	19	£59.00

\* UGR Value based on (4H - 8H)

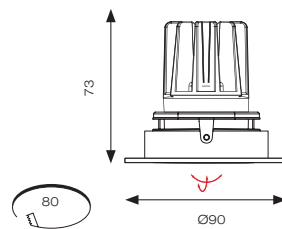
CODE (OPTIONS)	DESCRIPTION	TRADE	CODE (OPTIONS)	DESCRIPTION	TRADE
/M3	Emergency	+ £96.50	/OCTO	OCTO Smart Control	+ £208.50
/SM3	Self-Test Emergency	+ £129.50	/DD	Digital Dimming (DD1/DD3/DD4)	+ £101.50
/DM3	DALI Emergency	+ £219.50			



# Unity 80 Gimbal



- Compact high performance architectural adjustable downlight suitable for commercial, hospitality and retail applications
- 30° tilt angle
- Die-cast aluminium construction, powder coated and 30° cut-off angle
- Mirror finish anodized reflector
- Anti glare design to create visual comfort
- Remote driver with plug and play connection
- Dimmable and emergency options
- Powered by Tridonic



OCTO  
Option  
Available

Powered by  
CASAMBI



INPUT	HERTZ	TEMP	LIFETIME (HRS)	CRI	BEAM ANGLE	CLASS	IP
230V	50/60Hz	-20°C to 25°C	L70 50,000	Ra 90	55°	2	IP20

CODE	DESCRIPTION	WATTAGE	CCT	LUMENS	LM/W	SDCM	UGR	TRADE
AULED80GIM	Cool White	15W	4000K	1242lm	80lm	3	18	£64.50
AULED80GIM/WW	Warm White	15W	3000K	1080lm	72lm	5	20	£64.50

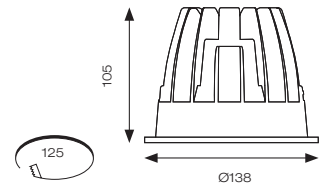
\* UGR Value based on (4H - 8H)

CODE (OPTIONS)	DESCRIPTION	TRADE	CODE (OPTIONS)	DESCRIPTION	TRADE
/M3	Emergency	+ £96.50	/OCTO	OCTO Smart Control	+ £208.50
/SM3	Self-Test Emergency	+ £129.50	/DD	Digital Dimming (DD1/DD3/DD4)	+ £101.50
/DM3	DALI Emergency	+ £219.50			

# Unity 125 Downlight



- IP44 compact high performance architectural downlight suitable for commercial, hospitality and retail applications
- Die-cast aluminium construction, powder coated and 30° cut-off angle
- Mirror finished anodized reflector
- Anti-glare design to create visual comfort
- Remote driver with plug and play connection
- Dimmable and emergency options
- Powered by Tridonic



**Architectural  
Downlight**



**OCTO**  
Option  
Available

Powered by  
**CASAMBI**



INPUT	HERTZ	TEMP	LIFETIME (HRS)	CRI	SDCM	BEAM ANGLE	CLASS	IP
230V	50/60Hz	-20°C to 25°C	L80 60,000	Ra 90	3	65°	2	IP44

CODE	DESCRIPTION	WATTAGE	CCT	LUMENS	LM/W	UGR	TRADE
<b>AULED125D</b>	Cool White	21W	4000K	1521lm	72lm	17	<b>£76.00</b>
<b>AULED125D/WW</b>	Warm White	21W	3000K	1386lm	66lm	17	<b>£76.00</b>

\* UGR Value based on (4H - 8H)

CODE (OPTIONS)	DESCRIPTION	TRADE	CODE (OPTIONS)	DESCRIPTION	TRADE
/M3	Emergency	+ £96.50	/OCTO	OCTO Smart Control	+ £208.50
/SM3	Self-Test Emergency	+ £129.50	/DD	Digital Dimming (DD1/DD3/DD4)	+ £101.50
/DM3	DALI Emergency	+ £219.50			







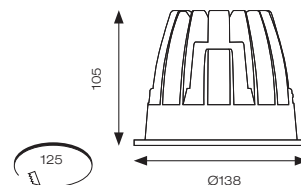
ADVENTURE

SPORT

# Unity 125 DHP Downlight



- IP44 compact high performance architectural downlight suitable for commercial, hospitality and retail applications
- Die-cast aluminium construction, powder coated and 30° cut-off angle
- Mirror finished anodized reflector
- Anti-glare design to create visual comfort
- Remote driver with plug and play connection
- Dimmable and emergency options
- Powered by Tridonic



**Architectural  
Downlight**



**OCTO**  
Option  
Available

Powered by  
**CASAMBI**



INPUT	HERTZ	TEMP	LIFETIME (HRS)	CRI	SDCM	BEAM ANGLE	CLASS	IP
230V	50/60Hz	-20°C to 25°C	L80 60,000	Ra 90	3	65°	2	IP44

CODE	DESCRIPTION	WATTAGE	CCT	LUMENS	LM/W	UGR	TRADE
<b>AULED125DHP</b>	Cool White	28W	4000K	2400lm	85lm	18	<b>£94.50</b>
<b>AULED125DHP/WW</b>	Warm White	28W	3000K	2300lm	82lm	18	<b>£94.50</b>

\* UGR Value based on (4H - 8H)

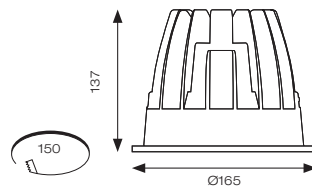
CODE (OPTIONS)	DESCRIPTION	TRADE	CODE (OPTIONS)	DESCRIPTION	TRADE
/M3	Emergency	+ £96.50	/OCTO	OCTO Smart Control	+ £208.50
/SM3	Self-Test Emergency	+ £129.50	/DD	Digital Dimming (DD1/DD3/DD4)	+ £101.50
/DM3	DALI Emergency	+ £219.50			



# Unity 150 Downlight



- IP44 compact high performance architectural downlight suitable for commercial, hospitality and retail applications
- Die-cast aluminium construction, powder coated and 30° cut-off angle
- Mirror finished anodized reflector
- Anti-glare design to create visual comfort
- Remote driver with plug and play connection
- Dimmable and emergency options
- Powered by Tridonic



**Architectural  
Downlight**



**OCTO**  
Option  
Available

Powered by  
**CASAMBI**



INPUT	HERTZ	TEMP	LIFETIME (HRS)	CRI	SDCM	BEAM ANGLE	CLASS	IP
230V	50/60Hz	-20°C to 25°C	L70 50,000	Ra 90	3	70°	2	IP44

CODE	DESCRIPTION	WATTAGE	CCT	LUMENS	LM/W	UGR	TRADE
<b>AULED150D</b>	Cool White	37W	4000K	3254lm	88lm	22	<b>£104.00</b>
<b>AULED150D/WW</b>	Warm White	37W	3000K	2870lm	78lm	22	<b>£104.00</b>

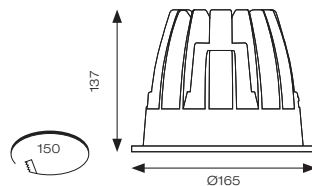
\* UGR Value based on (4H - 8H)

CODE (OPTIONS)	DESCRIPTION	TRADE	CODE (OPTIONS)	DESCRIPTION	TRADE
/M3	Emergency	+ £96.50	/OCTO	OCTO Smart Control	+ £208.50
/SM3	Self-Test Emergency	+ £129.50	/DD	Digital Dimming (DD1/DD3/DD4)	+ £101.50
/DM3	DALI Emergency	+ £219.50			

# Unity 150 DHP Downlight



- IP44 compact high performance architectural downlight suitable for commercial, hospitality and retail applications
- Die-cast aluminium construction, powder coated and 30° cut-off angle
- Mirror finished anodized reflector
- Anti-glare design to create visual comfort
- Remote driver with plug and play connection
- Dimmable and emergency options
- Powered by Tridonic



## Architectural Downlight



**OCTO**  
Option  
Available

Powered by  
**CASAMBI**



INPUT	HERTZ	TEMP	LIFETIME (HRS)	CRI	SDCM	BEAM ANGLE	CLASS	IP
230V	50/60Hz	-20°C to 25°C	L70 50,000	Ra 90	3	70°	2	IP44

CODE	DESCRIPTION	WATTAGE	CCT	LUMENS	LM/W	UGR	TRADE
<b>AULED150DHP</b>	Cool White	41W	4000K	3900lm	95lm	22	<b>£116.00</b>

\*UGR Value based on (4H - 8H)

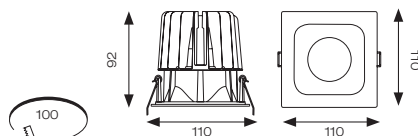
CODE (OPTIONS)	DESCRIPTION	TRADE	CODE (OPTIONS)	DESCRIPTION	TRADE
/M3	Emergency	+ £96.50	/OCTO	OCTO Smart Control	+ £208.50
/SM3	Self-Test Emergency	+ £129.50	/DD	Digital Dimming (DD1/DD3/DD4)	+ £101.50
/DM3	DALI Emergency	+ £219.50			



# Unity 100 Square Downlight



- IP54 compact high performance architectural downlight suitable for commercial, hospitality and retail applications
- Circular hole cut-out for ease of installation and alignment
- Die-cast aluminium construction, powder coated and 30° cut-off angle
- Mirror finished anodized reflector
- Anti-glare design to create visual comfort
- Remote driver with plug and play connection
- Dimmable and emergency options
- Powered by Tridonic



**A** Architectural  
Downlight



**OCTO**  
Option  
Available

Powered by  
**CASAMBI**



INPUT	HERTZ	TEMP	LIFETIME (HRS)	CRI	SDCM	BEAM ANGLE	CLASS	IP
230V	50/60Hz	-20°C to 25°C	L70 50,000	Ra 90	3	55°	2	IP54

CODE	DESCRIPTION	WATTAGE	CCT	LUMENS	LM/W	UGR	TRADE
AUSQLED100D/CW	Cool White	15W	4000K	1327lm	88lm	15	£70.00

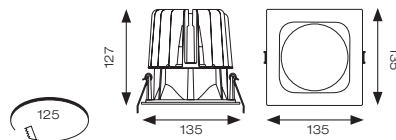
\* UGR Value based on (4H - 8H)

CODE (OPTIONS)	DESCRIPTION	TRADE	CODE (OPTIONS)	DESCRIPTION	TRADE
/M3	Emergency	+ £96.50	/OCTO	OCTO Smart Control	+ £208.50
/SM3	Self-Test Emergency	+ £129.50	/DD	Digital Dimming (DD1/DD3/DD4)	+ £101.50
/DM3	DALI Emergency	+ £219.50			

# Unity 125 Square Downlight



- IP54 compact high performance architectural downlight suitable for commercial, hospitality and retail applications
- Circular hole cut-out for ease of installation and alignment
- Die-cast aluminium construction, powder coated and 30° cut-off angle
- Mirror finished anodized reflector
- Anti-glare design to create visual comfort
- Remote driver with plug and play connection
- Dimmable and emergency options
- Powered by Tridonic



## Architectural Downlight



OCTO  
Option  
Available

Powered by  
CASAMBI



INPUT	HERTZ	TEMP	LIFETIME (HRS)	CRI	SDCM	BEAM ANGLE	CLASS	IP
230V	50/60Hz	-20°C to 25°C	L70 50,000	Ra 90	3	55°	2	IP54

CODE	DESCRIPTION	WATTAGE	CCT	LUMENS	LM/W	UGR	TRADE
AUSQLED125D/CW	Cool White	29W	4000K	2639lm	91lm	21	£87.50

\* UGR Value based on (4H - 8H)

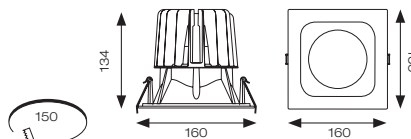
CODE (OPTIONS)	DESCRIPTION	TRADE	CODE (OPTIONS)	DESCRIPTION	TRADE
/M3	Emergency	+ £96.50	/OCTO	OCTO Smart Control	+ £208.50
/SM3	Self-Test Emergency	+ £129.50	/DD	Digital Dimming (DD1/DD3/DD4)	+ £101.50
/DM3	DALI Emergency	+ £219.50			



# Unity 150 Square Downlight



- IP54 compact high performance architectural downlight suitable for commercial, hospitality and retail applications
- Circular hole cut-out for ease of installation and alignment
- Die-cast aluminium construction, powder coated and 30° cut-off angle
- Mirror finished anodized reflector
- Anti-glare design to create visual comfort
- Remote driver with plug and play connection
- Dimmable and emergency options
- Powered by Tridonic



## Architectural Downlight



**OCTO**  
Option Available

Powered by  
**CASAMBI**



INPUT	HERTZ	TEMP	LIFETIME (HRS)	CRI	SDCM	BEAM ANGLE	CLASS	IP
230V	50/60Hz	-20°C to 25°C	L70 50,000	Ra 90	3	55°	2	IP54

CODE	DESCRIPTION	WATTAGE	CCT	LUMENS	LM/W	UGR	TRADE
AUSQLED150DHP/CW	Cool White	41W	4000K	3775lm	92lm	20	£103.00

\* UGR Value based on (4H - 8H)

CODE (OPTIONS)	DESCRIPTION	TRADE	CODE (OPTIONS)	DESCRIPTION	TRADE
/M3	Emergency	+ £96.50	/OCTO	OCTO Smart Control	+ £208.50
/SM3	Self-Test Emergency	+ £129.50	/DD	Digital Dimming (DD1/DD3/DD4)	+ £101.50
/DM3	DALI Emergency	+ £219.50			

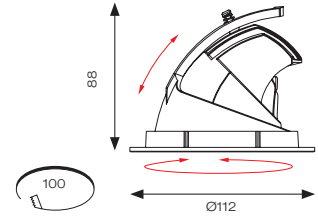




# Unity 100 Wallwash



- Recessed adjustable architectural wallwash with 355° rotation suitable for commercial, hospitality and retail applications
- Adjustable tilt angle from -15° to 45°
- 30° cut-off angle in the horizontal position
- Die-cast aluminium body and heatsink for good thermal management
- Remote driver with plug and play connection
- Dimmable options
- Powered by Tridonic



reddot award  
winner lighting design



OCTO  
Option  
Available

Powered by  
CASAMBI

## Angle Variant Options



INPUT	HERTZ	TEMP	LIFETIME (HRS)	CRI	BEAM ANGLE	CLASS	IP
230V	50/60Hz	-20°C to 25°C	L70 50,000	Ra 90	55°	2	IP20

CODE	DESCRIPTION	WATTAGE	CCT	LUMENS	LM/W	SDCM	UGR	TRADE
AULED100WW	Cool White	15W	4000K	1247lm	84lm	3	17	£73.00
AULED100WW/WW	Warm White	15W	3000K	1097lm	76lm	5	17	£73.00

\*UGR Value based on (4H - 8H)

CODE (OPTIONS)	DESCRIPTION	TRADE	CODE (OPTIONS)	DESCRIPTION	TRADE
/OCTO	OCTO Smart Control	+ £208.50	/DD	Digital Dimming (DD1/DD3/DD4)	+ £101.50

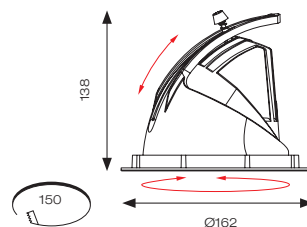




# Unity 150 Wallwash



- Recessed adjustable architectural wallwash with 355° rotation suitable for commercial, hospitality and retail applications
- Adjustable tilt angle from -15° to 45°
- 30° cut-off angle in the horizontal position
- Die-cast aluminium body and heatsink for good thermal management
- Remote driver with plug and play connection
- Dimmable options
- Powered by Tridonic



**A** Architectural  
Downlight



reddot award  
winner lighting design



**OCTO**  
Option  
Available

Powered by  
**CASAMBI**

## Angle Variant Options



INPUT	HERTZ	TEMP	LIFETIME (HRS)	CRI	BEAM ANGLE	CLASS	IP
230V	50/60Hz	-20°C to 25°C	L70 50,000	Ra 90	55°	2	IP20

CODE	DESCRIPTION	WATTAGE	CCT	LUMENS	LM/W	SDCM	UGR	TRADE
AULED150WW	Cool White	28W	4000K	2700lm	93lm	3	16	£96.00
AULED150WW/WW	Warm White	28W	3000K	2500lm	86lm	5	16	£96.00

\*UGR Value based on (4H - 8H)

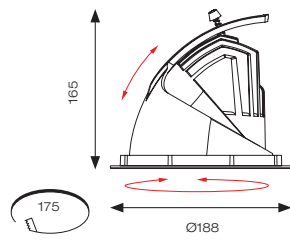
CODE (OPTIONS)	DESCRIPTION	TRADE	CODE (OPTIONS)	DESCRIPTION	TRADE
/OCTO	OCTO Smart Control	+ £208.50	/DD	Digital Dimming (DD1/DD3/DD4)	+ £101.50



# Unity 175 Wallwash



- Recessed adjustable architectural wallwash with 355° rotation suitable for commercial, hospitality and retail applications
- Adjustable tilt angle from -15° to 45°
- 30° cut-off angle in the horizontal position
- Die-cast aluminium body and heatsink for good thermal management
- Remote driver with plug and play connection
- Dimmable options
- Powered by Tridonic



reddot award  
winner lighting design



OCTO  
Option Available

Powered by  
CASAMBI



INPUT	HERTZ	TEMP	LIFETIME (HRS)	CRI	SDCM	BEAM ANGLE	CLASS	IP
230V	50/60Hz	-20°C to 25°C	L70 50,000	Ra 90	3	55°	2	IP20

CODE	DESCRIPTION	WATTAGE	CCT	LUMENS	LM/W	UGR	TRADE
AULED175WW	Cool White	35W	4000K	3240lm	88lm	15	£113.00
AULED175WW/WW	Warm White	35W	3000K	2890lm	78lm	16	£113.00

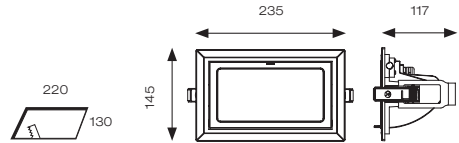
\*UGR Value based on (4H - 8H)

CODE (OPTIONS)	DESCRIPTION	TRADE	CODE (OPTIONS)	DESCRIPTION	TRADE
/OCTO	OCTO Smart Control	+ £208.50	/DD	Digital Dimming (DD1/DD3/DD4)	+ £101.50

# Unity Rectangular CCT Wallwash



- Adjustable rectangular recessed architectural wallwash with 65° tilt angle suitable for commercial, hospitality and retail applications
- Die-cast aluminium body and heatsink for efficient thermal management
- Energy saving retrofit replacement for existing HQI fittings
- Remote driver with plug and play connection
- Dimmable options
- Powered by Tridonic



**A** Architectural  
Downlight



**OCTO**  
Option  
Available

Powered by  
**CASAMBI**



INPUT	HERTZ	TEMP	LIFETIME (HRS)	CRI	SDCM	BEAM ANGLE	CLASS	IP
230V	50/60Hz	-20°C to 50°C	L70 50,000	Ra 90	6	100/115°	2	IP20

CODE	DESCRIPTION	WATTAGE	CCT	LUMENS	LM/W	UGR	TRADE
AULEDREC	CCT Selectable	30W	3000K/4000K/6000K	4090lm (4000K)	141lm (4000K)	27	£159.00

\*UGR Value based on (4H - 8H)

CODE (OPTIONS)	DESCRIPTION	TRADE	CODE (OPTIONS)	DESCRIPTION	TRADE
/OCTO	OCTO Smart Control	+ £208.50	/DD	Digital Dimming (DD1/DD3/DD4)	+ £101.50



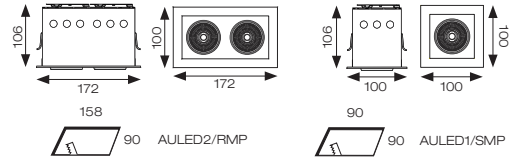


MAKE IT GREAT. MAKE IT BIG. MAKE IT WORK. MAKE IT HAPPEN. MAKE IT IMPORTANT. MAKE IT POWERFUL. MAKE IT UNFORGETTABLE. MAKE IT BETTER. MAKE IT LAST. MAKE IT INSPIRING.

# Unity S and R Retractable Downlights



- Retractable head recessed adjustable architectural downlight suitable for commercial, hospitality and retail applications
- Full 360° head rotation and 90° tilting capability
- Retractable head design allows for a range of installation applications
- Black trim provides excellent glare control
- Steel housing with die-cast aluminium body for excellent thermal management
- Remote driver with plug and play connection
- Dimmable options
- Powered by Tridonic



OCTO  
Option  
Available

Powered by  
CASAMBI



Fully retractable head with 360° rotation and 90° tilting capability



INPUT	HERTZ	TEMP	LIFETIME (HRS)	CRI	SDCM	BEAM ANGLE	CLASS	IP
230V	50/60Hz	-20°C to 25°C	L70 50,000	Ra 90	5	50°	2	IP20

CODE	DESCRIPTION	WATTAGE	CCT	LUMENS	LM/W	UGR	TRADE
AULED1/SMP	Cool White - Square	15W	4000K	1020lm	73lm	14	£75.50
AULED2/RMP	Cool White - Rectangular	2 x 15W	4000K	2 x 1020lm	73lm	14	£146.00

\*UGR Value based on (4H - 8H)

CODE (OPTIONS)	DESCRIPTION	TRADE	CODE (OPTIONS)	DESCRIPTION	TRADE
/OCTO	OCTO Smart Control	+ £208.50	/DD	Digital Dimming (DD1/DD3/DD4)	+ £101.50



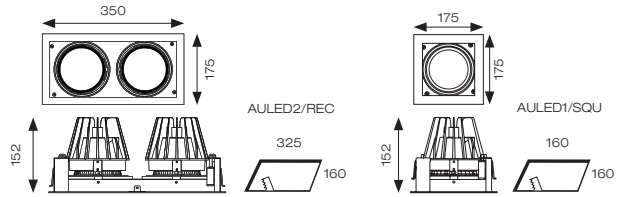




# Unity S and R Downlights



- Square and Rectangular recessed adjustable architectural downlight suitable for commercial, hospitality and retail applications
- Fully adjustable tilt angle 30° on two axis
- Black trim provides excellent glare control
- Steel housing with die-cast aluminium body for good thermal management
- Remote driver with plug and play connection
- Dimmable options
- Powered by Tridonic



Architectural  
Downlight



OCTO  
Option  
Available

Powered by  
CASAMBI



INPUT	HERTZ	TEMP	LIFETIME (HRS)	CRI	SDCM	BEAM ANGLE	CLASS	IP
230V	50/60Hz	-20°C to 25°C	L70 50,000	Ra 90	3	40°	2	IP20

CODE	DESCRIPTION	WATTAGE	CCT	LUMENS	LM/W	UGR	TRADE
AULED1/SQU	Cool White - Square	37W	4000K	3140lm	88lm	<10	£117.00
AULED2/REC	Cool White - Rectangular	2 x 37W	4000K	2 x 3140lm	88lm	13.2	£245.00

\*UGR Value based on (4H - 8H)

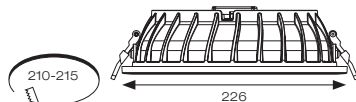
CODE (OPTIONS)	DESCRIPTION	TRADE	CODE (OPTIONS)	DESCRIPTION	TRADE
/OCTO	OCTO Smart Control	+ £208.50	/DD	Digital Dimming (DD1/DD3/DD4)	+ £101.50



# Galaxy CCT MultiLED Downlight



- Multi-wattage compact IP65 LED performance downlight suitable for education, commercial and healthcare applications
- Cut-out dimensions suitable to replace most PLC downlights
- Fitting and driver pre-wired with ST18 connectors
- Faceted reflector and optical fresnel lens provides outstanding performance, uniformity and glare control
- Removable twist on, twist off bezel provides option of utilising alternative bezel and drop glass accessories
- Dimmable and Emergency options
- Powered by Philips



Powered by CASAMBI



INPUT	HERTZ	TEMP	LIFETIME (HRS)	CRI	SDCM	BEAM ANGLE	CLASS	IP
220/240V	50/60Hz	-20°C to 35°C	L70 50,000	Ra 80	5	100°	2	IP65

CODE	DESCRIPTION	WATTAGE	CCT	LUMENS	LM/W	UGR	TRADE
AGALED	CCT Selectable - Multi-Wattage	11/16W	3000K/4000K	1440/2000lm (4000K)	131/125lm (4000K)	24	£135.00

\*UGR Value based on (4H - 8H)

CODE (OPTIONS)	DESCRIPTION	TRADE	CODE (OPTIONS)	DESCRIPTION	TRADE
/M3	Emergency	+ £155.00	/OCTO	OCTO Smart Control	+ £166.00
/SM3	Self-Test Emergency	+ £188.00	/DD	Digital Dimming (DD1/DD3/DD4)	+ £101.50
/DM3	DALI Emergency	+ £278.00			

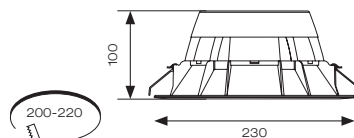
CODE (ACCESSORIES)	DESCRIPTION	TRADE
AGPL/DG1/W	Drop Glass 1 - Clear outer ring with frosted centre disc c/w Trim Bezel - White	£20.05
AGPL/DG3/W	Drop Glass 3 - Frosted glass halo with open centre c/w Trim Bezel - White	£20.05



# Comfort Tunable White Downlight



- Economic high performance OCTO enabled IP44 downlight suitable for commercial and healthcare applications
- Deep cut-off angle for glare control and comfort
- Osram LED technology and enhanced diffuser design for outstanding uniformity
- One product provides complete control of colour temperature selection, ranging between 2700K and 6500K. Colour selection achieved via the Casambi App
- Full dimming control and circadian rhythm option via Casambi App
- Downlight design allows installation into existing hole cut-outs from 200mm to 220mm
- Emergency options available
- Polycarbonate housing with unique thermal management for durability and optimum lifespan
- Powered by Tridonic



OCTO  
Embedded

Powered by  
CASAMBI



INPUT	HERTZ	TEMP	LIFETIME (HRS)	CRI	SDCM	BEAM ANGLE	CLASS	IP
230V	50Hz	-20°C to 25°C	L70 50,000	Ra 80	3	75°	2	IP44


CODE	DESCRIPTION	WATTAGE	CCT	LUMENS	LM/W	TRADE
ACOLED2/TW/OCTO		15W		1593lm (2700K) - 1752lm (6500K)	106lm (2700K) - 117lm (6500K)	£319.50
ACOLED3/TW/OCTO	Tunable White	22W	2700K - 6500K	2112lm (2700K) - 2356lm (6500K)	100lm (2700K) - 107lm (6500K)	£335.50
ACOLED4/TW/OCTO		30W		2657lm (2700K) - 3014lm (6500K)	91lm (2700K) - 100lm (6500K)	£335.50

CODE (OPTIONS)	DESCRIPTION	TRADE	CODE (OPTIONS)	DESCRIPTION	TRADE
/M3	Emergency	+ £155.00	/DM3	DALI Emergency	+ £278.00
/SM3	Self-Test Emergency	+ £188.00			

# Complete... CCT Control



The Comfort LED Tunable White Downlight can achieve any specific colour temperature between 2700K and 6500K, ensuring suitability for a host of different application requirements. Tunable white LED fixtures allow you to adjust to a bluer, whiter light or a warmer, more amber light depending on the time of day. This can mimic patterns of natural daylight, stimulating the human circadian rhythm. Full tunability of colour temperature controlled via the Casambi app



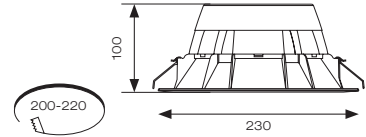


paper

# Comfort CCT Downlight



- Economic high performance CCT selectable IP44 downlight suitable for commercial and healthcare applications
- Deep cut-off angle for glare control and comfort
- Osram LED technology and enhanced diffuser design for outstanding uniformity
- One product provides both 3000K and 4000K colour temperature options
- Downlight design allows installation into existing hole cut-outs from 200mm to 220mm
- Polycarbonate housing with unique thermal management for durability and optimum lifespan
- Dimmable and Emergency options
- Powered by Tridonic



**P** Performance  
Downlight



OCTO  
Option  
Available

Powered by  
CASAMBI



INPUT	HERTZ	TEMP	LIFETIME (HRS)	CRI	SDCM	BEAM ANGLE	CLASS	IP
230V	50Hz	-20°C to 25°C	L70 50,000	Ra 80	3	80°	2	IP44

CODE	DESCRIPTION	WATTAGE	CCT	LUMENS	LM/W	UGR	TRADE
ACOLEDO/CCT		10W		1333lm (4000K)	118lm (4000K)	19	£96.00
ACOLED1/CCT	CCT Selectable	15W	3000K/4000K	1684lm (4000K)	112lm (4000K)	20	£96.00
ACOLED2/CCT		22W		2241lm (4000K)	102lm (4000K)	20	£111.00
ACOLED3/CCT		30W		2789lm (4000K)	93lm (4000K)	21	£127.00

\* UGR Value based on (4H - 8H)

CODE (OPTIONS)	DESCRIPTION	TRADE	CODE (OPTIONS)	DESCRIPTION	TRADE
/M3	Emergency	+ £155.00	/OCTO	OCTO Smart Control	+ £166.00
/SM3	Self-Test Emergency	+ £188.00	/DD	Digital Dimming (DD1/DD3/DD4)	+ £101.50
/DM3	DALI Emergency	+ £278.00			

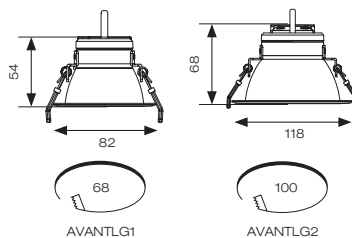




# Vantage UGR<19 Downlight



- UGR<19 performance downlight suitable for commercial and education applications
- Deep cut-off angle for glare control and comfort
- UGR<19 (unified glare rating) compliant luminaire assisting to eliminate glare for visual comfort
- Downlight design allows installation into existing hole cut-outs from 68mm to 100mm
- Powered by Tridonic



OCTO  
Option  
Available

Powered by  
CASAMBI



INPUT	HERTZ	TEMP	LIFETIME (HRS)	CRI	SDCM	BEAM ANGLE	CLASS	IP
230V	50Hz	-20°C - 40°C	L70 50,000	Ra 90	6	40°	2	20

CODE	DESCRIPTION	WATTAGE	CCT	LUMENS	LM/W	UGR	TRADE
AVANTLG1/CW	Cool White	9W	4000K	800lm	89lm	19	£43.65
AVANTLG1/WW	Warm White	9W	3000K	750lm	83lm	19	£43.65
AVANTLG2/CW	Cool White	14W	4000K	1500lm	107lm	16	£60.50
AVANTLG2/WW	Warm White	14W	3000K	1400lm	100lm	16	£60.50

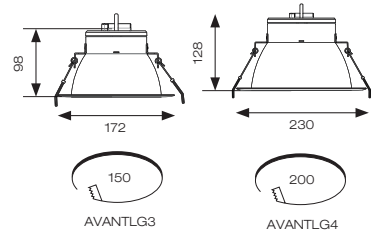
\* UGR Value based on (4H - 8H)

CODE (OPTIONS)	DESCRIPTION	TRADE	CODE (OPTIONS)	DESCRIPTION	TRADE
/M3	Emergency	+ £155.00	/OCTO	OCTO Smart Control	+ £166.00
/SM3	Self-Test Emergency	+ £188.00	/DD	Digital Dimming (DD1/DD3/DD4)	+ £101.50
/DM3	DALI Emergency	+ £101.50			

# Vantage UGR<19 Downlight



- UGR<19 performance downlight suitable for commercial and education applications
- Deep cut-off angle for glare control and comfort
- UGR<19 (unified glare rating) compliant luminaire assisting to eliminate glare for visual comfort
- Downlight design allows installation into existing hole cut-outs from 150mm to 200mm
- Powered by Tridonic



OCTO  
Option  
Available

Powered by  
CASAMBI



INPUT	HERTZ	TEMP	LIFETIME (HRS)	CRI	SDCM	BEAM ANGLE	CLASS	IP
230V	50Hz	-20°C - 40°C	L70 50,000	Ra 90	6	40°	2	20

CODE	DESCRIPTION	WATTAGE	CCT	LUMENS	LM/W	UGR	TRADE
AVANTLG3/CW	Cool White	28W	4000K	2800lm	100lm	10	£84.00
AVANTLG3/WW	Warm White	28W	3000K	2600lm	93lm	10	£84.00
AVANTLG4/CW	Cool White	36W	4000K	3900lm	108lm	14	£117.00
AVANTLG4/WW	Warm White	36W	3000K	3800lm	106lm	14	£117.00

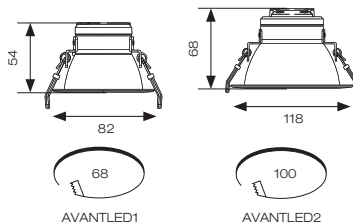
\* UGR Value based on (4H - 8H)

CODE (OPTIONS)	DESCRIPTION	TRADE	CODE (OPTIONS)	DESCRIPTION	TRADE
/M3	Emergency	+ £155.00	/OCTO	OCTO Smart Control	+ £166.00
/SM3	Self-Test Emergency	+ £188.00	/DD	Digital Dimming (DD1/DD3/DD4)	+ £101.50
/DM3	DALI Emergency	+ £101.50			

# Vantage CCT SMD Downlight



- CCT selectable LED performance downlight suitable for commercial and education applications
- Deep cut-off angle for glare control and comfort
- One product provides 3000K, 4000K and 6500K colour temperature options
- Downlight design allows installation into existing hole cut-outs from 68mm to 100mm
- Powered by Tridonic



OCTO  
Option  
Available

Powered by  
**CASAMBI**



INPUT	HERTZ	TEMP	LIFETIME (HRS)	CRI	SDCM	BEAM ANGLE	CLASS	IP
230V	50Hz	-25°C to 40°C	L80 60,000	Ra 80	6	75°	2	IP20

CODE	DESCRIPTION	WATTAGE	CCT	LUMENS	LM/W	UGR	TRADE
AVANTLED1	CCT Selectable	8.5W	3000K/4000K/6500K	740lm (4000K)	107lm (4000K)	26	£45.15
AVANTLED2	CCT Selectable	14W	3000K/4000K/6500K	1400lm (4000K)	113lm (4000K)		£56.50

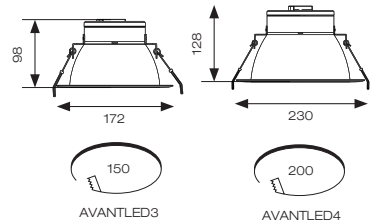
\* UGR Value based on (4H - 8H)

CODE (OPTIONS)	DESCRIPTION	TRADE	CODE (OPTIONS)	DESCRIPTION	TRADE
/M3	Emergency	+ £155.00	/OCTO	OCTO Smart Control	+ £166.00
/SM3	Self-Test Emergency	+ £188.00	/DD	Digital Dimming (DD1/DD3/DD4)	+ £101.50
/DM3	DALI Emergency	+ £278.00			

# Vantage CCT SMD Downlight



- CCT selectable LED performance downlight suitable for commercial and education applications
- Deep cut-off angle for glare control and comfort
- One product provides 3000K, 4000K and 6500K colour temperature options
- Downlight design allows installation into existing hole cut-outs from 150mm to 200mm
- Powered by Tridonic



**P** Performance  
Downlight



OCTO  
Option  
Available

Powered by  
**CASAMBI**



INPUT	HERTZ	TEMP	LIFETIME (HRS)	CRI	SDCM	BEAM ANGLE	CLASS	IP
230V	50Hz	-25°C to 40°C	L80 60,000	Ra 80	6	75°	2	IP20

CODE	DESCRIPTION	WATTAGE	CCT	LUMENS	LM/W	UGR	TRADE
AVANTLED3	CCT Selectable	20W	3000K/4000K/6500K	2100lm (4000K)	112lm (4000K)	26	£73.50
AVANTLED4	CCT Selectable	27W	3000K/4000K/6500K	3150lm (4000K)	121lm (4000K)		£96.00

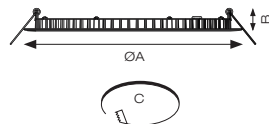
\* UGR Value based on (4H - 8H)

CODE (OPTIONS)	DESCRIPTION	TRADE	CODE (OPTIONS)	DESCRIPTION	TRADE
/M3	Emergency	+ £155.00	/OCTO	OCTO Smart Control	+ £166.00
/SM3	Self-Test Emergency	+ £188.00	/DD	Digital Dimming (DD1/DD3/DD4)	+ £101.50
/DM3	DALI Emergency	+ £278.00			

# Freska Downlight



- Economic ultra-slim circular LED performance downlight suitable for semi commercial applications
- Ideal for use in areas with shallow ceiling void
- Remote driver with plug and play connection
- Edge lit providing excellent uniform illumination
- Non-dimmable
- Optional plug-in self-test emergency pack suitable for all three models



**P** Performance Downlight



Self-Test Emergency Pack

INPUT	HERTZ	TEMP	LIFETIME (HRS)	CRI	SDCM	BEAM ANGLE	CLASS	IP
230V	50/60Hz	-10°C to 25°C	L70 30,000	Ra 80	5	110°	2	IP44

CODE	DESCRIPTION	WATTAGE	CCT	LUMENS	LM/W	UGR	A	B	C	TRADE
AFRLED125/CW	Cool White	10W		781lm	92lm	27	136mm	25mm	126mm	£36.85
AFRLED170/CW		13W	4000K	1000lm	81lm	27	180mm	25mm	168mm	£44.45
AFRLED230/CW		19W		1630lm	89lm	28	240mm	25mm	210-220mm	£54.50
AFRLED125/WW	Warm White	10W		754lm	80lm	26	136mm	25mm	126mm	£36.85
AFRLED170/WW		13W	3000K	909lm	72lm	26	180mm	25mm	168mm	£44.45
AFRLED230/WW		19W		1455lm	80lm	27	240mm	25mm	210-220mm	£54.50

\*UGR Value based on (4H - 8H)

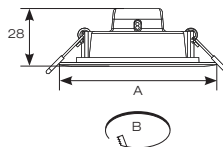
CODE (ACCESSORIES)	DESCRIPTION	TRADE	CODE (ACCESSORIES)	DESCRIPTION	TRADE
AFRLED/M3/ST	Self-Test Emergency Pack	£96.00	ASBP/12	7.2V/3000mAh Ni-cd Replacement Battery	£28.70



# Lodi Slim Downlight



- Economic circular LED performance downlight suitable for semi-commercial and residential applications
- Low profile design with integral driver
- Ideal for use in areas with shallow ceiling voids
- Supplied pre-wired with 300mm of cable



INPUT	HERTZ	TEMP	LIFETIME (HRS)	CRI	SDCM	BEAM ANGLE	CLASS	IP
220 - 240V	50Hz	-15°C to 25°C	L70 25,000	Ra 80	6	115°	2	IP20

CODE	DESCRIPTION	WATTAGE	CCT	LUMENS	LM/W	UGR	A	B	TRADE
ALODLED/75/CW	Cool White	4W	4000K	410lm	103lm	30	90mm	75mm	£7.85
ALODLED/95/CW		8W		810lm	101lm		115mm	100mm	£9.15
ALODLED/110/CW		12W		1280lm	107lm		140mm	125mm	£10.45
ALODLED/75/WW	Warm White	4W	3000K	390lm	98lm	30	90mm	75mm	£7.85
ALODLED/95/WW		8W		760lm	95lm		115mm	100mm	£9.15
ALODLED/110/WW		12W		1200lm	100lm		140mm	125mm	£10.45

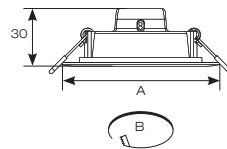
\*UGR Value based on (4H - 8H)

CODE (ACCESSORIES)	DESCRIPTION	TRADE
ASLED/3NM	1.5W Non-Maintained	£53.50

# Lodi Slim Downlight



- Economic circular LED performance downlight suitable for semi-commercial and residential applications
- Low profile design with integral driver
- Ideal for use in areas with shallow ceiling voids
- Supplied pre-wired with 300mm of cable



INPUT	HERTZ	TEMP	LIFETIME (HRS)	CRI	SDCM	BEAM ANGLE	CLASS	IP
220 - 240V	50Hz	-15°C to 25°C	L70 25,000	Ra 80	6	115°	2	IP20

CODE	DESCRIPTION	WATTAGE	CCT	LUMENS	LM/W	UGR	A	B	TRADE
ALODLED/150/CW		16W		1730lm	108lm		165mm	150mm	£15.75
ALODLED/200/CW	Cool White	20W	4000K	2180lm	109lm	30	190mm	175mm	£22.20
ALODLED/250/CW		24W		2640lm	110lm	29	215mm	200mm	£32.65
ALODLED/150/WW		16W		1640lm	103lm		165mm	150mm	£15.75
ALODLED/200/WW	Warm White	20W	3000K	2090lm	105lm	30	190mm	175mm	£22.20
ALODLED/250/WW		24W		2520lm	105lm	29	215mm	200mm	£32.65

\*UGR Value based on (4H - 8H)

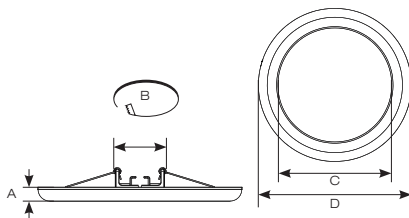
CODE (ACCESSORIES)	DESCRIPTION	TRADE
ASLED/3NM	1.5W Non-Maintained	£53.50




# Anzo MultiLED CCT Adjustable Downlight



- Ultra-slim adjustable LED performance downlight suitable for semi-commercial and residential applications
- Integral switches for multiple wattages and selectable CCT
- Innovative bracket / spring design for variable cut-outs from 120-260mm
- Pre-wired with 300mm cable
- ANZOLED/CCT Non-dimmable
- ANZOLED/CCT/DIM Triac dimmable as standard
- ANZOLED300/CCT/PIR adjustable PIR




**P** Performance  
Downlight



INPUT	HERTZ	TEMP	LIFETIME (HRS)	CRI	SDCM	BEAM ANGLE	CLASS	IP
230V	50Hz	-10°C to 40°C	L70 54,000	Ra 80	6	110°	2	IP20

CODE	DESCRIPTION	WATTAGE	CCT	LUMENS	LM/W	UGR	A	B	C	D	TRADE
ANZOLED/CCT	CCT Selectable	10/13/16W	3000K/ 4000K/6000K	1080/1410/1640lm (4000K)	108/109lm (4000K)	26	16mm	65 - 205mm	175mm	235mm	£64.50
ANZOLED/CCT/DIM	CCT Selectable - Dimmable										£64.50
ANZOLED300/CCT	CCT Selectable - 300mm										£83.00
ANZOLED300/CCT/PIR	CCT Selectable - 300mm PIR	16/20/22W	3000K/ 4000K/6000K	1930/2350/2560lm (4000K)	121/118/116lm (4000K)	25	20mm	120 - 260mm	234mm	300mm	£102.50
ANZOLED300/CCT/DIM	CCT Selectable - 300mm Dimmable										£102.00

\*UGR Value based on (4H - 8H)



## Adjustable Bracket Design

Innovative bracket design allows installation into variable cut-out sizes between 65mm-205mm, allowing for a varied range of installation options



## Surface Mounting Option

Integral bracket also works as a surface mounting option. Simply disconnect from product housing and screw to the ceiling using the pre-drilled hole template guide, then using the easy twist and lock system twist the product into place




## Easy Twist and Lock System


Once the mounting bracket is fixed to the ceiling connect the AC mains cable and twist the product into place over the bracket using the twist and lock icon as a guide



## Integral Wattage and CCT Selectable Switches

Two integral switches located on the rear housing allow selection of 10W, 13W and 16W power output options. This coupled with the additional option of 3000K, 4000K and 6000K colour temperature options ensures suitability for a multitude of applications



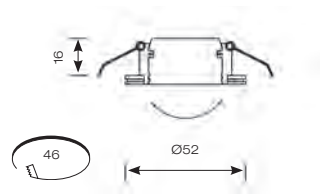


# Iris




- Micro recessed adjustable downlight with 40° tilt angle.
- Multiple uses, including general illumination, retail, cabinets and furniture applications

**Note: Provision should be made for fitting of driver due to minimal cut-out diameter. (Product supplied less driver)**



Aluminium



White

INPUT	HERTZ	TEMP	LIFETIME (HRS)	CRI	SDCM	BEAM ANGLE	CLASS	IP
700mA	50Hz	-20°C to 25°C	L70 50,000	Ra 80	5	25°	3	IP20

CODE	DESCRIPTION	WATTAGE	CCT	LUMENS	LM/W	UGR	TRADE
AIGLED/CW	Cool White - Aluminium	3W	4000K	172lm	31lm	17	£33.10
AIGLED/WW	Warm White - Aluminium		3000K	141lm	28lm		£33.10
AIGLED/CW/W	Cool White - White		4000K	172lm	31lm		£33.10
AIGLED/WW/W	Warm White - White		3000K	141lm	28lm		£33.10

CODE (ACCESSORIES)	DESCRIPTION	TRADE
AD3W/700	3W 700mA LED Driver	£20.65
ADK12W/700	12W 700mA LED Driver	£15.00
ADK20W/700	20W 700mA LED Driver	£16.50

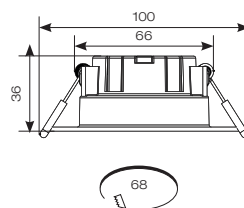
CODE (ACCESSORIES)	DESCRIPTION	TRADE
ADDIM/30/MC	30W Multi-current Dimmable LED Driver	£15.00
ADDIM/50/MC	50W Multi-current Dimmable LED Driver	£16.50



# Ergo Eco Fixed Downlight



- Compact polycarbonate LED downlight suitable for residential applications
- IP44 rating as standard allows for a range of installation applications
- Low profile design with integral driver with loop-in, loop-out terminals for ease and speed of installation
- Supplied pre-wired with 200mm of cable
- Triac dimmable as standard



INPUT	HERTZ	TEMP	LIFETIME (HRS)	CRI	SDCM	BEAM ANGLE	CLASS	IP
220/240V	50/60Hz	-20°C - 40°C	L70 25,000	Ra 80	6	40°	2	IP44

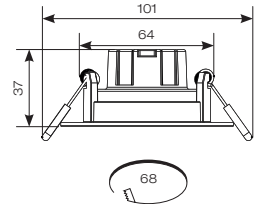
CODE	DESCRIPTION	WATTAGE	CCT	LUMENS	LM/W	UGR	TRADE
AERGO/WW	Warm White		3000K	590lm	118lm	26	£10.95
AERGO/CW	Cool White	5W	4000K	590lm	118lm	26	£10.95
AERGO/DL	Daylight		6500K	600lm	120lm	26	£10.95

\*UGR Value based on (4H - 8H)

# Ergo Eco Gimbal



- Compact polycarbonate LED gimbal suitable for residential and semi-commercial applications
- Low profile design with integral driver with loop-in, loop-out terminals for ease and speed of installation
- Supplied pre-wired with 200mm of cable
- Triac dimmable as standard



INPUT	HERTZ	TEMP	LIFETIME (HRS)	CRI	SDCM	BEAM ANGLE	CLASS	IP
220/240V	50/60Hz	-20°C - 40°C	L70 25,000	Ra 80	6	40°	2	IP20

CODE	DESCRIPTION	WATTAGE	CCT	LUMENS	LM/W	UGR	TRADE
AERGO/GIM/WW	Warm White		3000K	560lm	112lm	26	£12.95
AERGO/GIM/CW	Cool White	5W	4000K	560lm	112lm	26	£12.95
AERGO/GIM/DL	Daylight		6500K	590lm	118lm	26	£12.95

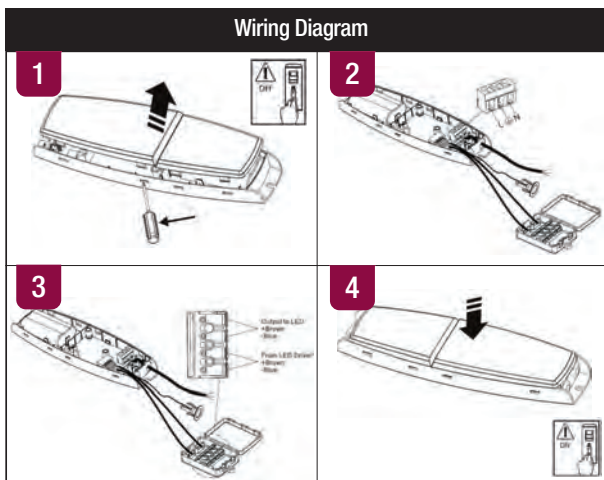
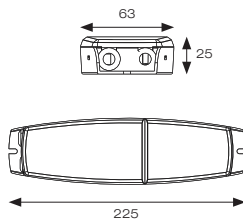
\*UGR Value based on (4H - 8H)



# Hawk Universal Lithium Emergency Kit



- Ultra-slim universal self-test emergency convertor pack for LED luminaires
- Supplied c/w recessed LED indicator housing
- Ideal for most LED panels, Downlights and Linear products
- Compatible for LED luminaires with separate LED driver (Maximum 60V Forward Voltage)
- LiFePO4 Lithium battery provides improved energy consumption, product reliability and lifetime



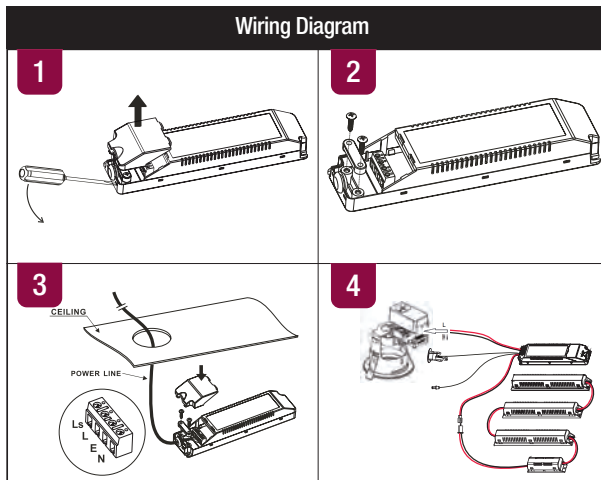

Load Voltage	18V	23V	28V	33V	38V	43V	48V	53V	54V	55V	56V	60V
Out. Current	59mA	60mA	60mA	62mA	62mA	62mA	62mA	62mA	62mA	62mA	62mA	62mA
Out Wattage	1.06W	1.38W	1.68W	2.05W	2.36W	2.67W	2.98W	3.29W	3.35W	3.41W	3.47W	3.70W

CODE	DESCRIPTION	CLASS	IP	TRADE
AHUEMKIT/LI	Maintained/Non-maintained - Universal Emergency Pack	1	IP20	£91.00

# LED Emergency Lighting Pack



- Emergency lighting pack for use with LED lamps as follows:-  
GU10 LED Lamps  
Minimum: 3W  
Maximum: 8W
- 55mm cut-out aperture
- 3 hour Emergency output



CODE	DESCRIPTION	CLASS	IP	TRADE
ACFLP/3	Maintained / Non-Maintained - LED	1	IP20	£131.00

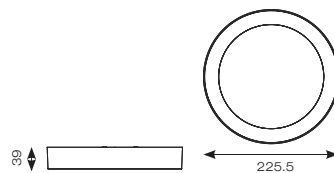




# Freska Surface Downlight



- Shallow surface mounted circular edge-lit LED panel
- suitable for semi-commercial and residential applications
- Simple twist and lock invisible fixing method enables ease and speed of installation
- Non-dimmable



INPUT	HERTZ	TEMP	LIFETIME (HRS)	CRI	SDCM	BEAM ANGLE	CLASS	IP
230V	50/60Hz	-20°C to 40°C	L70 50,000	Ra 80	6	110°	2	IP20

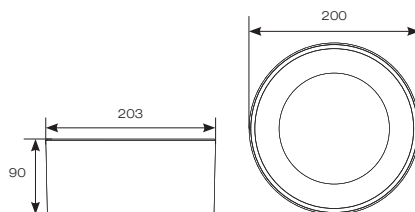
CODE	DESCRIPTION	WATTAGE	CCT	LUMENS	LM/W	UGR	TRADE
ASFRLED230/CW	Cool White	18W	4000K	1368lm	76lm	24	£73.50
ASFRLED230/WW	Warm White	18W	3000K	1007lm	56lm	22	£73.50

\* UGR Value based on (4H - 8H)

# Comfort CCT Surface Downlight



- CCT Selectable shallow surface mounted circular back-lit LED downlight suitable for commercial and healthcare applications
- One product provides both 3000K and 4000K colour temperature options
- Push fit terminals for ease and speed of installation
- Discreet rear bracket mounting method
- Deep cut off angle for glare control and comfort
- 2 CCT options selectable
- Powered by Tridonic



**OCTO**  
Option  
Available

Powered by  
**CASAMBI**



INPUT	HERTZ	TEMP	LIFETIME (HRS)	CRI	SDCM	BEAM ANGLE	CLASS	IP
230V	50/60Hz	-20 to 25°C	L70 50,000	Ra 80	5	95°	1	IP20

CODE	DESCRIPTION	WATTAGE	CCT	LUMENS	LM/W	UGR	TRADE
ASCOLED/1/CCT	CCT Selectable	21W	3000K/4000K	1711lm(4000K)	86lm(4000K)	26	£123.00
ASCOLED/2/CCT	CCT Selectable	26W	3000K/4000K	2430lm(4000K)	94lm(4000K)	28	£143.00

\*UGR Value based on (4H - 8H)

CODE (OPTIONS)	DESCRIPTION	TRADE	CODE (OPTIONS)	DESCRIPTION	TRADE
/OCTO	OCTO Smart Control	+ £166.00	/DD	Digital Dimming (DD1/DD3/DD4)	+ £101.50



Terminals comfortably accept 2 x 1.5 Twin and Earth cables with screwless snap-fit cover and cable clamp, for ease and speed of installation

Patented intumescent disc

Open design of fitting allows lamp to 'breathe' providing optimum lamp life and allows for use of ALL suitable retrofit branded lamps

Sleeved AND double insulated high temperature cable

Supplied c/w GU10 Lampholder

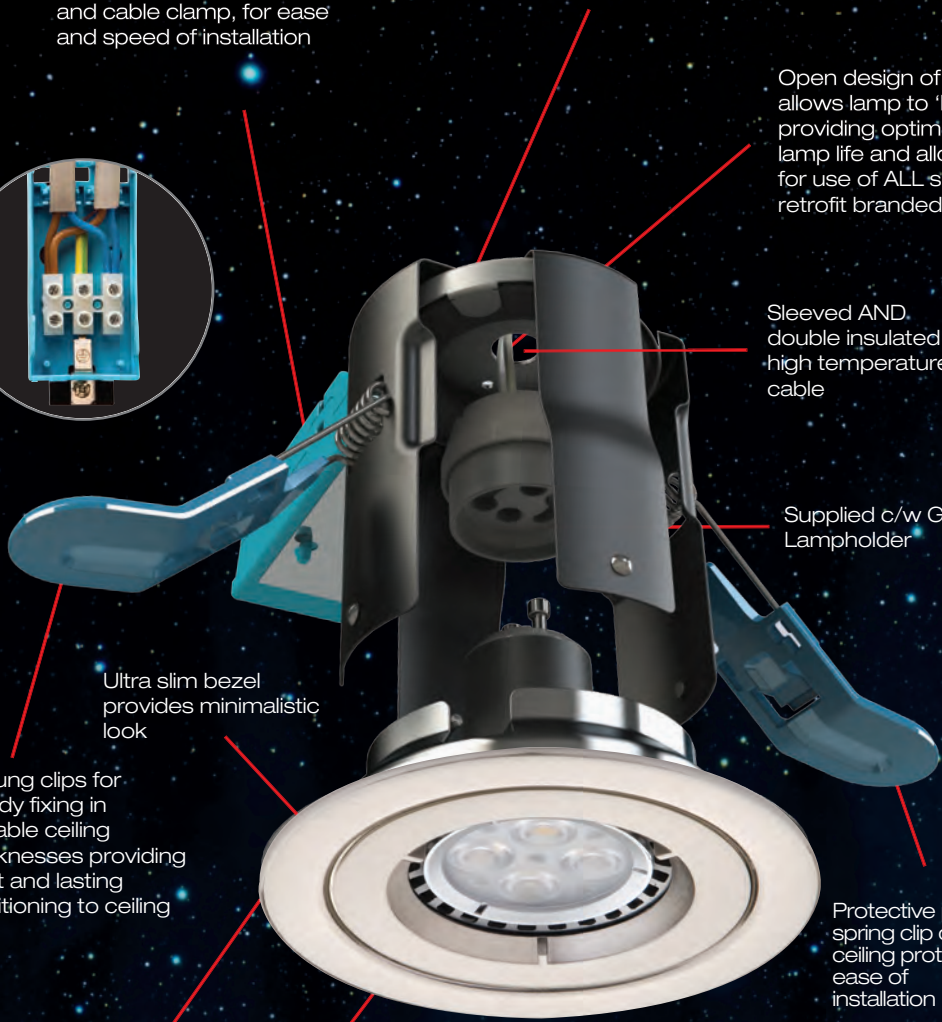
Ultra slim bezel provides minimalistic look

Sprung clips for sturdy fixing in variable ceiling thicknesses providing tight and lasting positioning to ceiling

Protective polycarbonate spring clip covers for ceiling protection and ease of installation

Moisture seal

Twistlock operation for easy lamp installation and replacement





# INNOVATIVE INTUMESCENT ACTION

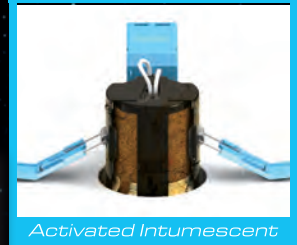
This patented and registered design, incorporates a unique intumescent reaction allowing a totally new concept as a cage constructed luminaire.

In comparison to existing fire rated enclosed can designs, iCage Mini and its components operate in a cooler environment and are not reliant on forward heat lamp to provide lower operating temperatures.

iCage Mini offers the installer and specifier comprehensive lamp options, including Part L Compliant LED as well as traditional halogen.



Normal Operation



Activated Intumescent



**Part B**  
 Test Nos.  
 30 Minutes Chit/A/12229  
 60 Minutes Chit/A/12230  
 90 Minutes Chit/A/12231

**Part C**  
 Test No.  
 P100567


**Part E**  
 Test No.  
 BRE/254782

## BEZEL OPTIONS

Fully tested in 30, 60 and 90 minute ceilings



White



Matt White



Brass



Chrome



Satin  
Chrome



Antique  
Brass

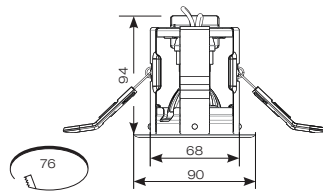


Black  
Chrome

# iCage Mini 50W GU10 Die-Cast Downlight



- Compact Fire Rated downlight for shallow ceiling voids suitable for residential and hospitality applications (product supplied less lamp)
- Suitable for standard GU10 LED or halogen lamps retrofit
- Protective polycarbonate spring clip covers for ceiling protection and ease of installation
- Dedicated forward heat lamps NOT required
- Extra large terminals for fast loop-in, loop-out wiring
- Twistlock lamp retaining ring for ease of lamp replacement
- Ultra-slim bezel profile
- Option to add Bluetooth and WiFi enabled smart WIZ GU10 lamp
  - AOCTOW/GU10LED/TW
  - AOCTOW/GU10LED/RGBTW



Connected by  
**WIZ**



White



Matt White



Satin Chrome



Brass



Black Chrome



Chrome



Antique Brass



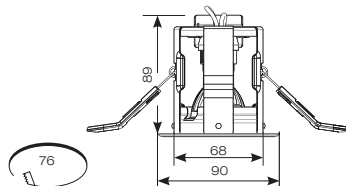
CODE	DESCRIPTION	MAX WATTAGE	CLASS	IP	TRADE
AMICD/W	GU10 - White				£22.45
AMICD/MW	GU10 - Matt White				£22.45
AMICD/BR	GU10 - Brass				£24.10
AMICD/CH	GU10 - Chrome	50W	1	IP20	£24.10
AMICD/SC	GU10 - Satin Chrome				£24.10
AMICD/AB	GU10 - Antique Brass				£25.45
AMICD/BLC	GU10 - Black Chrome				£25.45



# iCage Mini 50W GU10 Die-Cast Gimbal



- Compact Fire Rated gimbal for shallow ceiling voids suitable for residential and hospitality applications (product supplied less lamp)
- Suitable for standard GU10 LED or halogen lamps retrofit
- Protective polycarbonate spring clip covers for ceiling protection and ease of installation
- Dedicated forward heat lamps NOT required
- Extra large terminals for fast loop-in, loop-out wiring
- Twistlock lamp retaining ring for ease of lamp replacement
- Ultra-slim bezel profile
- Option to add Bluetooth and WiFi enabled smart WIZ GU10 lamp
  - AOCTOW/GU10LED/TW
  - AOCTOW/GU10LED/RGBTW



Connected by **WIZ**



White



Matt White



Satin Chrome



Brass



Black Chrome



Chrome



Antique Brass

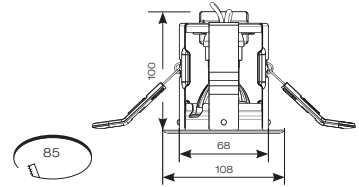


CODE	DESCRIPTION	MAX WATTAGE	CLASS	IP	TRADE
AMICG/W	GU10 - White				£23.90
AMICG/MW	GU10 - Matt White				£23.90
AMICG/BR	GU10 - Brass				£26.15
AMICG/CH	GU10 - Chrome	50W	1	IP20	£26.15
AMICG/SC	GU10 - Satin Chrome				£26.15
AMICG/AB	GU10 - Antique Brass				£27.50
AMICG/BLC	GU10 - Black Chrome				£27.50

# iCage Mini IP65 50W GU10 Die-Cast Downlight




- Compact Fire Rated IP65 downlight for shallow ceiling voids suitable for residential and hospitality applications (product supplied less lamp)
- Suitable for standard GU10 LED or halogen lamps retrofit
- Protective polycarbonate spring clip covers for ceiling protection and ease of installation
- Dedicated forward heat lamps NOT required
- Extra large terminals for fast loop-in, loop-out wiring
- Twistlock lamp retaining ring for ease of lamp replacement
- Ultra-slim bezel profile
- Option to add Bluetooth and WiFi enabled smart WIZ GU10 lamp
  - AOCTOW/GU10LED/TW
  - AOCTOW/GU10LED/RGHTW



Connected by  
**WIZ**



White



Matt White



Satin Chrome



Brass



Black Chrome



Chrome



Antique Brass



CODE	DESCRIPTION	MAX WATTAGE	CLASS	IP	TRADE
AMICD/IP65/W	GU10 - White				£34.70
AMICD/IP65/MW	GU10 - Matt White				£34.70
AMICD/IP65/BR	GU10 - Brass				£36.40
AMICD/IP65/CH	GU10 - Chrome	50W	1	IP65	£36.40
AMICD/IP65/SC	GU10 - Satin Chrome				£36.40
AMICD/IP65/AB	GU10 - Antique Brass				£38.25
AMICD/IP65/BLC	GU10 - Black Chrome				£38.25



# EDGE™

GU10 / FRD

Terminals comfortably accept 2 x 1.5 Twin and Earth cables with screwless snap-fit cover and cable clamp, for ease and speed of installation

Optional insulation support allows the placing of continuous loft insulation to comply to Part L of Building Regulations

Sleeved and double insulated high temperature cable

Supplied c/w GU10 lampholder

Open design of fitting allows lamp to 'breathe' providing optimum lamp life and allows for use of ALL suitable retrofit branded lamps

Protective sheathing spring clips for ceiling protection and ease of installation

Intumescent disc

Acoustic cushion


Moisture seal

Available in matt white and plated finishes

Spring clips for sturdy fixing in variable ceiling thicknesses providing tight and lasting positioning to ceiling

Twistlock operation for easy lamp installation and replacement


## Product Certification




**Part B**  
Test Nos.  
30 Minutes - Exova WF383637  
60 Minutes - Exova WF383638  
90 Minutes - Exova WF383639



**Part C**  
Test Nos.  
BRE P107853-1001



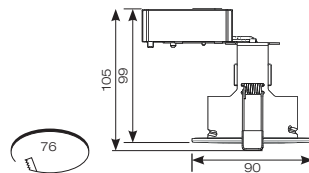
**Part E**  
Test No.  
BRE P107853-1000



## Edge GU10 Fire Rated Downlight



- Compact Fire Rated downlight for shallow ceiling voids suitable for residential and hospitality applications (product supplied less lamp)
- Suitable for standard GU10 halogen or LED lamps
- Protective sheathing spring clips for ease of installation and ceiling protection
- Push fit terminals for fast loop-in, loop-out wiring
- Twistlock lamp retaining ring for ease of lamp replacement
- Ultra-slim bezel profile
- Option to add Bluetooth and WiFi enabled smart WIZ GU10 lamp
  - AOCTOW/GU10LED/TW
  - AOCTOW/GU10LED/RGGBTW



**EDGE™**  
GU10 / FRD



White



OCTO  
Compatible

Connected by

**WIZ**



Chrome



Satin Chrome

**GU10 LED**  
Maximum Size



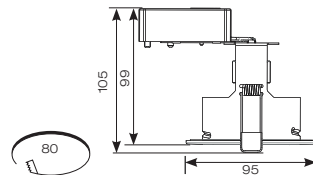
CODE	DESCRIPTION	MAX WATTAGE	CLASS	IP	TRADE
AEFRD/MW	GU10 - Matt White				£16.60
AEFRD/CH	GU10 - Chrome	50W	1	IP20	£18.75
AEFRD/SC	GU10 - Satin Chrome				£18.75

CODE (ACCESSORIES)	DESCRIPTION	TRADE
AEFRISD	Downlight Insulation Support	£1.90

## Edge GU10 Fire Rated Gimbal



- Compact Fire Rated gimbal for shallow ceiling voids suitable for residential and hospitality applications (product supplied less lamp)
- Suitable for standard GU10 halogen or LED lamps
- Protective sheathing spring clips for ceiling protection and ease of installation
- Push fit terminals for fast loop-in, loop-out wiring
- Twistlock lamp retaining ring for ease of lamp replacement
- Ultra-slim bezel profile
- Option to add Bluetooth and WiFi enabled smart WIZ GU10 lamp
  - AOCTOW/GU10LED/TW
  - AOCTOW/GU10LED/RGBTW



**EDGE™**  
GU10 / FRD



White



OCTO  
Compatible

Connected by

**WIZ**



Chrome



Satin Chrome

**GU10 LED**  
Maximum Size



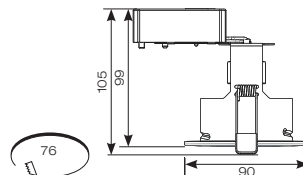
CODE	DESCRIPTION	MAX WATTAGE	CLASS	IP	TRADE
AEFRG/MW	GU10 - Matt White				£19.05
AEFRG/CH	GU10 - Chrome	50W	1	IP20	£21.20
AEFRG/SC	GU10 - Satin Chrome				£21.20

CODE (ACCESSORIES)	DESCRIPTION	TRADE
AEFRISG	Gimbal Insulation Support	£1.90

## Edge GU10 IP65 Fire Rated Downlight



- Compact Fire Rated IP65 downlight for shallow ceiling voids suitable for residential and hospitality applications (product supplied less lamp)
- Suitable for standard GU10 halogen or LED lamps
- IP65 ingress protection allows a range of installation options
- Protective sheathing spring clips for ceiling protection and ease of installation
- Push fit terminals for fast loop-in, loop-out wiring
- Twistlock lamp retaining ring for ease of lamp replacement
- Ultra-slim bezel profile
- Option to add Bluetooth and WiFi enabled smart WIZ GU10 lamp
  - AOCTOW/GU10LED/TW
  - AOCTOW/GU10LED/RGBTW



**EDGE™**  
GU10/FRD



White



OCTO  
Compatible

Connected by

**WIZ**



Chrome



Satin Chrome



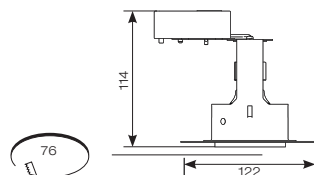
CODE	DESCRIPTION	MAX WATTAGE	CLASS	IP	TRADE
AEFRD/IP65/MW	GU10 - Matt White				£21.45
AEFRD/IP65/CH	GU10 - Chrome	50W	1	IP65	£23.05
AEFRD/IP65/SC	GU10 - Satin Chrome				£23.05

CODE (ACCESSORIES)	DESCRIPTION	TRADE
AEFRISD	Downlight Insulation Support	£1.90

## Edge GU10 Trimless IP65 Fire Rated Downlight



- Trimless plaster-in GU10 fire rated downlight suitable for residential and commercial applications (product supplied less lamp)
- New dedicated trimless plaster in downlight.
- Modern installation method providing an architectural and modern appearance
- Steep baffle construction recesses the downlight providing a deep cut-off angle ensuring maximum glare control and visual comfort
- Pre-drilled screw holes ensure a quick and easy installation
- Suitable for standard GU10 halogen or LED lamps
- Push fit terminals for fast loop-in, loop-out wiring
- Twistlock lamp retaining ring for ease of lamp replacement
- Option to add Bluetooth and WiFi enabled smart WIZ GU10 lamp
  - AOCTOW/GU10LED/TW
  - AOCTOW/GU10LED/RGBTW



**EDGE™**  
GU10/FRD



Connected by  
**WIZ**



**GU10 LED**  
Maximum Size



CODE	DESCRIPTION	MAX WATTAGE	CLASS	IP	TRADE
AEFRD/TRIM	GU10 - Trimless	50W	1	IP65	£14.85

CODE (ACCESSORIES)	DESCRIPTION	TRADE
AEFRISD	Downlight Insulation Support	£1.90


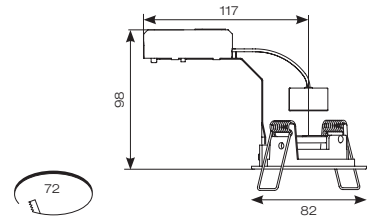





# Twistlock GU10 50W Die-Cast Downlight



- GU10 die-cast downlight suitable for residential and hospitality applications (product supplied less lamp)
- Manufactured from high grade die-cast aluminium
- Permanent earth on stirrup bracket for GU10 mains earthing
- Generous size of terminal housing and 2x1.5mm<sup>2</sup> + CPC loop-in, loop-out push fit terminals provide an easy and efficient installation
- Option to add Bluetooth and WiFi enabled smart WIZ GU10 lamp
  - AOCTOW/GU10LED/TW
  - AOCTOW/GU10LED/RGBTW



White



Matt White



Satin Chrome



Brass



Black Chrome



Chrome



Antique Brass



OCTO  
Compatible

Connected by

WIZ



ATL/BA fitted into Twistlock  
Low glare baffle adaptor

CODE	DESCRIPTION	MAX WATTAGE	CLASS	IP	TRADE
ATLD/W	GU10 - White				£7.25
ATLD/MW	GU10 - Matt White				£7.25
ATLD/BR	GU10 - Brass				£8.75
ATLD/CH	GU10 - Chrome	50W	1	IP20	£8.75
ATLD/SC	GU10 - Satin Chrome				£8.75
ATLD/AB	GU10 - Antique Brass				£10.50
ATLD/BLC	GU10 - Black Chrome				£10.50

CODE (ACCESSORIES)	DESCRIPTION	TRADE
ATL/BA	Low Glare Baffle Adaptor	£3.20





Wifi Code  
Comes with  
@berna1711

Soup of the day -  
Cornish  
Parsnip  
£3.70..

UNDER  
25?  
Please be  
aware of  
your  
drinking  
responsibility

Today's  
Special  
All  
Day  
DAILY  
SPECIAL  
All 3.10

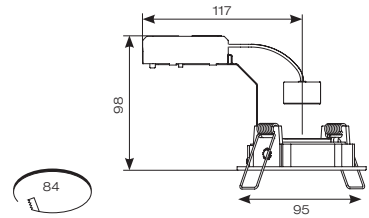
Surf  
GUINNESS

# Twistlock GU10

## 50W Die-Cast Gimbal



- GU10 die-cast gimbal suitable for residential and hospitality applications (product supplied less lamp)
- Manufactured from high grade die-cast aluminium
- Permanent earth on stirrup bracket for GU10 mains earthing
- Generous size of terminal housing and 2x1.5mm<sup>2</sup> + CPC loop-in, loop-out push fit terminals provide an easy and efficient installation
- 30 degree tilt angle
- Option to add Bluetooth and WiFi enabled smart WIZ GU10 lamp
  - AOCTOW/GU10LED/TW
  - AOCTOW/GU10LED/RGBTW



OCTO  
Compatible

Connected by  
**WIZ**



White



Matt White



Satin Chrome



Brass



Black Chrome



Chrome



Antique Brass



ATL/BA fitted into Twistlock  
Low glare baffle adaptor

CODE	DESCRIPTION	MAX WATTAGE	CLASS	IP	TRADE
ATLG/W	GU10 - White				£8.65
ATLG/MW	GU10 - Matt White				£8.65
ATLG/BR	GU10 - Brass				£11.75
ATLG/CH	GU10 - Chrome	50W	1	IP20	£11.75
ATLG/SC	GU10 - Satin Chrome				£11.75
ATLG/AB	GU10 - Antique Brass				£13.55
ATLG/BLC	GU10 - Black Chrome				£13.55

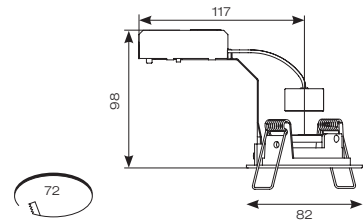
CODE (ACCESSORIES)	DESCRIPTION	TRADE
ATL/BA	Low Glare Baffle Adaptor	£3.20



# Twistlock GU10 35W IP44 Die-Cast Downlight



- IP44 downlight suitable for bathrooms (product supplied less lamp)
- Manufactured from high grade die-cast aluminium
- Permanent earth on stirrup bracket for GU10 mains earthing
- Generous size of terminal housing and 2x1.5mm<sup>2</sup> + CPC loop-in, loop-out push fit terminals provide an easy and efficient installation
- Option to add Bluetooth and WiFi enabled smart WIZ GU10 lamp
  - AOCTOW/GU10LED/TW
  - AOCTOW/GU10LED/RGBTW



White



Chrome



Satin Chrome



OCTO  
Compatible

Connected by  
**WIZ**



ATL/BA fitted into Twistlock  
Low glare baffle adaptor

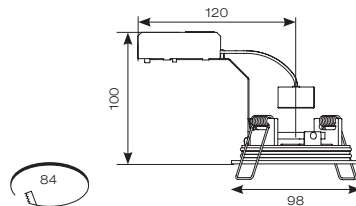
CODE	DESCRIPTION	MAX WATTAGE	CLASS	IP	TRADE
ATLVD/IP44/W	GU10 - White				£10.50
ATLVD/IP44/CH	GU10 - Chrome	35W	1	IP44	£12.65
ATLVD/IP44/SC	GU10 - Satin Chrome				£12.65

CODE (ACCESSORIES)	DESCRIPTION	TRADE
ATL/BA	Low Glare Baffle Adaptor	£3.20

# Twistlock GU10 IP65 Downlight



- IP65 downlight suitable for bathroom use (product supplied less lamp)
- Die-cast aluminium construction with clear glass
- Permanent earth on stirrup bracket for GU10 mains earthing
- Generous size of terminal housing and 2x1.5mm<sup>2</sup> + CPC loop-in, loop-out push fit terminals provide an easy and efficient installation
- Option to add Bluetooth and WiFi enabled smart WIZ GU10 lamp
  - AOCTOW/GU10LED/TW
  - AOCTOW/GU10LED/RGBTW



White



Matt White



Chrome



Satin Chrome



OCTO  
Compatible

Connected by  
**WIZ**

**GU10 LED**  
Maximum Size



ATL/BA fitted into Twistlock  
Low glare baffle adaptor

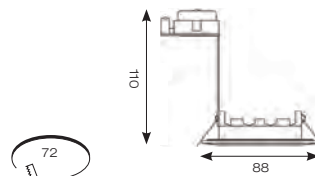
CODE	DESCRIPTION	MAX WATTAGE	CLASS	IP	TRADE
ATLD/IP65/W	GU10 - White				£14.10
ATLD/IP65/MW	GU10 - Matt White				£14.10
ATLD/IP65/CH	GU10 - Chrome	50W	1	IP65	£16.65
ATLD/IP65/SC	GU10 - Satin Chrome				£16.65

CODE (ACCESSORIES)	DESCRIPTION	TRADE
ATL/BA	Low Glare Baffle Adaptor	£3.20

# IP65 GU10/MR16 Die-Cast Bathroom Downlight



- IP65 downlight suitable for bathroom use (product supplied less lamp)
- Die-cast aluminium construction
- Supplied with MR16 and GU10 lampholders
- Clear glass



White



Chrome



Satin Chrome



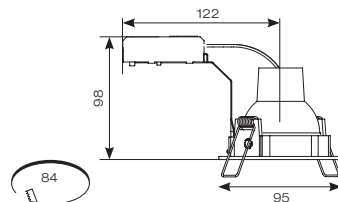
CODE	DESCRIPTION	MAX WATTAGE	CLASS	IP	TRADE
ABD/W	GU10/MR16 - White				£14.00
ABD/CH	GU10/MR16 - Chrome	50W	3 (MR16) or 1 (GU10)	IP65	£14.80
ABD/SC	GU10/MR16 - Satin Chrome				£14.40



# Twistlock GU10 / 35W IP44 Outdoor Die-Cast Gimbal



- IP44 rated for exterior applications including soffits (product supplied less lamp)
- DuPont paint finish with 20 year guarantee
- Generous size of terminal housing and 2x1.5mm<sup>2</sup> + CPC loop-in, loop-out push fit terminals provide an easy and efficient installation
- Option to add Bluetooth and WiFi enabled smart WiZ GU10 lamp
  - AOCTOW/GU10LED/TW
  - AOCTOW/GU10LED/RGBTW
- **Suitable for GU10 LED only**



White



OCTO  
Compatible

Connected by  
**WiZ**



Silver Grey



Black

**GU10 LED**  
Maximum Size



CODE	DESCRIPTION	MAX WATTAGE	CLASS	IP	TRADE
ATLVOG/IP44/W	GU10* - White				£20.80
ATLVOG/IP44/B	GU10* - Black	35W	1	IP44	£20.80
ATLVOG/IP44/SG	GU10* - Silver Grey				£20.80

\* GU10 LED Only

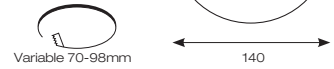


# Converter Kit

## Low Voltage and GU10



- Retrofit converter kit to replace mains reflector downlights (R50, R64, R80) and eyeballs (R50, R64)
- Supplied with converter plate, downlight and a choice of low voltage and GU10 lampholders for MR16, GU10, CFL or LED lamp sources



White



Satin Chrome

### GU10 LED

Maximum Size



CODE	DESCRIPTION	MAX WATTAGE	CLASS	IP	TRADE
ACP/W	White	50W	3 (MR16) or 1 (GU10)	IP20	£13.40
ACP/SC	Satin Chrome				£18.50

# Downlight Accessories

- Fully tested for 60 minute fire protection
- Quick and easy installation from below or above the ceiling
- Ventilated to avoid over heating of light fittings

When selecting the size of firehood required, please allow the following minimum clearances around the downlight:

**Horizontal: 40mm**

**Vertical: 15mm**




Fire Hood

CODE	COVER SIZE (DIA X HEIGHT)	TRADE
ADLC/0	150 x 120	£18.15
ADLC/1	130 x 70	£16.75
ADLC/2	130 x 100	£18.35
ADLC/4	180 x 130	£25.50

CODE	COVER SIZE (DIA X HEIGHT)	TRADE
ADLC/6	260 x 120	£27.55
ADLC/7	260 x 230	£37.70
ADLC/8	300 x 170	£34.45
ADLC/9	350 x 230	£45.25

## Spare Lampholders

- Replacement lampholders



CODE	DESCRIPTION	TRADE
ASGU10L	GU10 Stirrup Lampholder with earth	£2.30

# 24V Circuit

## Track and Surface System with Push-fit and Lock Connection



24V Track



24V Accessories



Unity Mini 24V Adjustable Trackspot

## 24V Circuit Track Planning System



Live End



Straight Connector



Adjustable Connector



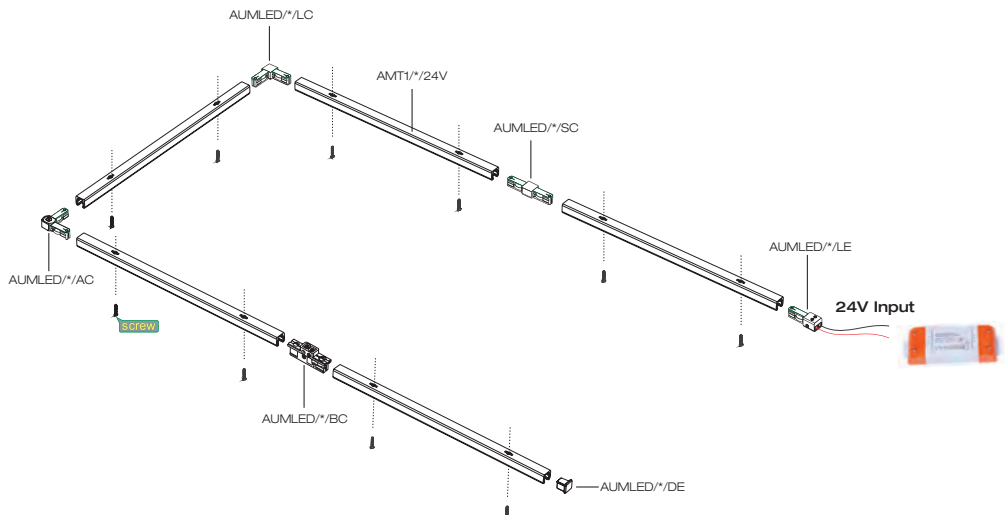
Butt Connector



L Shape Connector



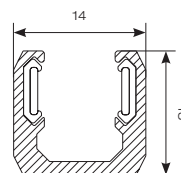
Dead End



# Mini 24V Single Circuit Track



- Mini 24VDC track system ideal for discrete display applications
- Track supplied c/w live and (Earth left) and dead end
- **Range of accessories offered providing flexibility (see p178)**



CODE	DESCRIPTION	CLASS	IP	TRADE
AMT1/W/24V	1 Metre - White	3	IP20	£39.35
AMT1/B/24V	1 Metre - Black			£40.85

CODE (ACCESSORIES)	WATTAGE	LENGTH	HEIGHT	WIDTH	TRADE
ADK15W/24V	15W	123mm	45mm	19mm	£13.45
ADK60W/24V	60W	180mm	52mm	36mm	£31.25
ADK120W/24V	120W	300mm	40mm	30mm	£40.35
ADK200W/24V	200W	207mm	37mm	68.5mm	£92.00

# Unity Mini 24V Adjustable Trackspot Accessories



- Extensive range of accessories for Mini 24V adjustable trackspot



**Live End Connector**

CODE	DESCRIPTION	TRADE
AUMLED/W/LE	White	£10.40
AUMLED/B/LE	Black	£10.40



**Straight Connector**

CODE	DESCRIPTION	TRADE
AUMLED/W/SC	White	£6.35
AUMLED/B/SC	Black	£6.35



**Adjustable Connector**

CODE	DESCRIPTION	TRADE
AUMLED/W/AC	White	£6.65
AUMLED/B/AC	Black	£6.65



**Butt Connector**

CODE	DESCRIPTION	TRADE
AUMLED/W/BC	White	£10.85
AUMLED/B/BC	Black	£10.85



**L Shape Connector**

CODE	DESCRIPTION	TRADE
AUMLED/W/LC	White	£6.35
AUMLED/B/LC	Black	£6.35



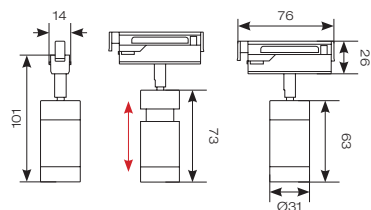
**Dead End**

CODE	DESCRIPTION	TRADE
AUMLED/W/DE	White	£2.10
AUMLED/B/DE	Black	£2.10

# Unity Mini 24V Adjustable Trackspot



- Micro 24VDC track spot suitable for discrete display applications
- Adjustable beam angle from 5° to 30° for highly efficient and uniform light output
- Dimmable as standard, using integrated dial from 5% to 100%
- 355° rotation with 0-180° tilt on the bracket



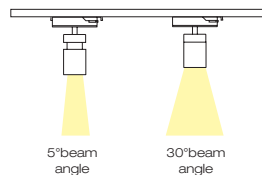
Black



White



Slim and ultra-compact design provides modern and discrete appearance



5° beam angle

30° beam angle



Spot head extends narrowing the light output to a 5° beam creating a highly efficient and uniform light output

INPUT	HERTZ	TEMP	LIFETIME (HRS)	CRI	SDCM	BEAM ANGLE	CLASS	IP
24VDC	50Hz	-20°C to 25°C	L70 50,000	Ra 90	3	30° and 5°	3	IP20

CODE	DESCRIPTION	WATTAGE	CCT	LUMENS	LM/W	TRADE
AUMLED/W/CW	Cool White - White	7W	4000K	267lm (30°), 146lm (5°)	38lm (30°), 21lm (5°)	£67.50
AUMLED/B/CW	Cool White - Black	7W	4000K	267lm (30°), 146lm (5°)	38lm (30°), 21lm (5°)	£67.50
AUMLED/W/WW	Warm White - White	7W	3000K	225lm (30°), 144lm (5°)	36lm (30°), 21lm (5°)	£67.50
AUMLED/B/WW	Warm White - Black	7W	3000K	225lm (30°), 144lm (5°)	36lm (30°), 21lm (5°)	£67.50

# Single Circuit

## Track and Surface System with Push-fit and Lock Connection



181

GU10 Mains Voltage Track Pack



182

Como 50W GU10 Mains



183

Dara 50W GU10 Mains



184

Zita 50W GU10 Mains



185

Lanzia 50W GU10 Mains



187

Mains Track and Accessories



192

Unity 1 Low Profile Mains



193

Unity 2 Low Profile Mains



194

Unity 0 LED Mains



195

Unity 1 LED Mains



196

Unity 2 LED Mains



198

Unity 3 LED Mains



199

Unity 4 LED Mains



200

Unity Wallwash Mains

# Single Circuit GU10 Mains Voltage Track Pack



- 1 Metre track (product supplied less lamp)
- Track supplied with live and dead ends
- Optional trim ring included
- Full range of accessories available to join track packs
- Option to add Bluetooth and WiFi enabled smart WIZ GU10 lamps
  - AOCTOW/GU10LED/TW
  - AOCTOW/GU10LED/RGBTW



Connected by  
**WIZ**



## GU10 LED

Maximum Size



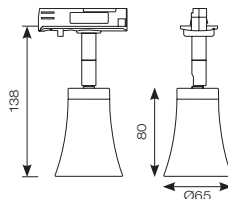
CODE	DESCRIPTION	WATTAGE	CLASS	IP	TRADE
AMTP1/W	GU10 - White	3 x 50W GU10	1	IP20	£112.00



# Single Circuit Como 50W GU10 Mains



- Modern track spot (product supplied less lamp)
- Design of housing accommodates varied lamp lengths up to 56mm
- 355° rotation, spot head tilt angle to 90°
- Option to add Bluetooth and WiFi enabled smart WIZ GU10 lamp
  - AOCTOW/GU10LED/TW
  - AOCTOW/GU10LED/RGBTW



OCTO  
Compatible

Connected by  
**WIZ**



Black



White



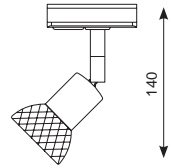
CODE	DESCRIPTION	CLASS	IP	TRADE
ACOGU10S/W	GU10 - White	2	IP20	£36.85
ACOGU10S/B	GU10 - Black			£36.85

CODE (ACCESSORIES)	DESCRIPTION	TRADE
AMON/GU10/W	Surface Monopoint - White	£17.40

CODE (ACCESSORIES)	DESCRIPTION	TRADE
AMON/GU10/B	Surface Monopoint - Black	£17.40

# Single Circuit Dara 50W GU10 Mains

- Minimal track spot (product supplied less lamp)
- 355° rotation, spot head tilt angle to 90°
- Option to add Bluetooth and WiFi enabled smart WiZ GU10 lamp
  - AOCTOW/GU10LED/TW
  - AOCTOW/GU10LED/RGBTW



OCTO  
Compatible

Connected by

WIZ

Mains Voltage  
Track Mounted



Mains Surface  
Monopoint



Black



White

**GU10 LED**  
Maximum Size



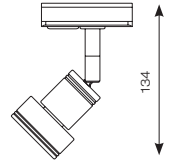
CODE	DESCRIPTION	CLASS	IP	TRADE
ADGU10S/W	GU10 - White	2	IP20	£34.85
ADGU10S/B	GU10 - Black			£34.85

CODE (ACCESSORIES)	DESCRIPTION	TRADE	CODE (ACCESSORIES)	DESCRIPTION	TRADE
AMON/GU10/W	Surface Monopoint - White	£17.40	AMON/GU10/B	Surface Monopoint - Black	£17.40

# Single Circuit Zita 50W GU10 Mains



- Modern sleek trackspot (product supplied less lamp)
- Optional trim ring available to encapsulate lamp
- 355° rotation, spot head tilt angle to 90°
- Option to add Bluetooth and WiFi enabled smart WiZ GU10 lamp
  - AOCTOW/GU10LED/TW
  - AOCTOW/GU10LED/RGBTW



Mains Voltage  
Track Mounted



Mains Surface  
Monopoint



OCTO  
Compatible

Connected by

WiZ

**GU10 LED**  
Maximum Size



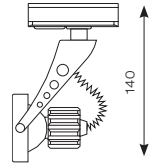
CODE	DESCRIPTION	CLASS	IP	TRADE
AZGU10S/W	GU10 - White	2	IP20	£37.95

CODE (ACCESSORIES)	DESCRIPTION	TRADE	CODE (ACCESSORIES)	DESCRIPTION	TRADE
AMON/GU10/W	Surface Monopoint - White	£17.40	AZTR/W	Trim Ring - White	£7.50

# Single Circuit Lanzia 50W GU10 Mains



- Modern sleek trackspot (product supplied less lamp)
- 355 degree rotation, spot head tilt angle to 90°
- Option to add Bluetooth and WiFi enabled smart WIZ GU10 lamp
  - AOCTOW/GU10LED/TW
  - AOCTOW/GU10LED/RGBTW



OCTO  
Compatible

Connected by  
**WIZ**

Mains Voltage  
Track Mounted



Mains Surface  
Monopoint



Black



White

**GU10 LED**  
Maximum Size



CODE	DESCRIPTION	CLASS	IP	TRADE
ALGU10S/W	GU10 - White	2	IP20	£38.80
ALGU10S/B	GU10 - Black			£38.80

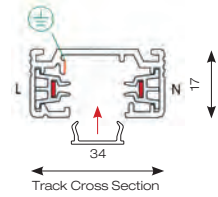
CODE (ACCESSORIES)	DESCRIPTION	TRADE	CODE (ACCESSORIES)	DESCRIPTION	TRADE
AMON/GU10/W	Surface Monopoint - White	£17.40	AMON/GU10/B	Surface Monopoint - Black	£17.40



# Mains Voltage 16A Single Circuit Track



- 240V 16A mains track system for mains fittings supplied with live end (Earth left) and dead end
- Option of surface mounting or suspended
- Maximum mechanical loading of 50N
- Track insert accessories available to provide an aesthetically pleasing appearance and can be cut to desirable lengths



White

Black



Generous Terminal Capacity




Single Circuit Track Insert

CODE	DESCRIPTION	CLASS	IP	TRADE
AMT1/W	1 Metre - White			£34.45
AMT1/B	1 Metre - Black			£34.45
AMT2/W	2 Metre - White	1	IP20	£61.50
AMT2/B	2 Metre - Black			£61.50

CODE (ACCESSORIES)	DESCRIPTION	TRADE	CODE (ACCESSORIES)	DESCRIPTION	TRADE
AMTINS/W	2 Metre - White Track Insert	£7.55	AMTINS/B	2 Metre - Black Track Insert	£7.55

# Mains Voltage 16A Single Circuit Track Accessories



Flexible incoming wiring access

- Extensive range of accessories for track and track packs
- Option of left and right feed for Live end, L and T connectors



Track  
Insert

CODE	DESCRIPTION	TRADE
AMTINS/W	2 Metre - White Track Insert	£7.55
AMTINS/B	2 Metre - Black Track Insert	£7.55



Live End -  
Earth Left

CODE	DESCRIPTION	TRADE
AMTLE/PL/W	White	£9.30
AMTLE/PL/B	Black	£9.30




Live End -  
Earth Right

CODE	DESCRIPTION	TRADE
AMTLE/PR/W	White	£9.30
AMTLE/PR/B	Black	£9.30



Butt  
Connector

CODE	DESCRIPTION	TRADE
AMTBC/W	White	£7.00
AMTBC/B	Black	£6.85



Straight  
Connector

CODE	DESCRIPTION	TRADE
AMTSC/W	White	£12.75
AMTSC/B	Black	£12.75



X-Connector

CODE	DESCRIPTION	TRADE
AMTXC/W	White	£21.35
AMTXC/B	Black	£21.35



Dead End

CODE	DESCRIPTION	TRADE
AMTDE/W	White	£2.15
AMTDE/B	Black	£2.15

# Mains Voltage 16A Single Circuit Track Accessories



Surface Monopoint with  
Unity 2 LED Mains fitting

- Extensive range of accessories for track and track packs
- Option of left and right feed for Live end, L and T connectors



**L Connector -  
Earth Inside**

CODE	DESCRIPTION	TRADE
AMTLC/PI/W	White	£16.50
AMTLC/PI/B	Black	£16.50



**L Connector -  
Earth Outside**

CODE	DESCRIPTION	TRADE
AMTLC/PO/W	White	£16.50
AMTLC/PO/B	Black	£16.50



**T-Connector -  
Earth Inside**

CODE	DESCRIPTION	TRADE
AMTTC/PI/W	White	£19.10
AMTTC/PI/B	Black	£19.10



**T-Connector -  
Earth Outside**

CODE	DESCRIPTION	TRADE
AMTTC/PO/W	White	£19.25
AMTTC/PO/B	Black	£19.10



**6A Track Adaptor  
c/w cable clamp**

CODE	DESCRIPTION	TRADE
AMTA/W	White	£13.15
AMTA/B	Black	£13.15



**Flexible  
Connector**

CODE	DESCRIPTION	TRADE
AMTFC/W	White	£22.05
AMTFC/B	Black	£22.05



**Suspension  
Kit**

CODE	DESCRIPTION	TRADE
AMTSK	c/w 3metre Steel Cord	£20.65



**Surface  
Monopoint**

CODE	DESCRIPTION	TRADE
AMON/GU10/W	White	£17.40
AMON/GU10/B	Black	£17.40

(Diameter 120mm x Depth 25mm)



# Single Circuit

## Track Planning System

- Choice of left or right earth connection for complex installations
- Adjacent diagram provides an illustration of correct accessory selection



Live End Earth Left



Live End Earth Right




L Connector Earth Outside



L Connector Earth Inside



T Connector Earth Left



T Connector Earth Right

## Example of correct accessory selection



# Reflector Accessories

Our extensive range of reflector accessories allow the installer to change the beam angle of the light output to suit the needs of different applications. Simply unscrew the front from the track head, remove the existing reflector and replace with the new reflector accessory.




## 20° Reflector

Creating a more focused and intense light, this reflector is perfect for use in galleries and museums where a narrow beam is required to create a focal point to highlight artwork or sculptures.

### Available for use with

Single Circuit Unity Mains 2 - AUTRA/80/20 - p196  
 Single Circuit Unity Mains 3 - AUTRA/110/20 - p198  
 Single Circuit Unity Mains 4 - AUTRA/110/20 - p199  
 Three Circuit Unity Mains 2 - AUTRA/80/20 - p211  
 Three Circuit Unity Mains 3 - AUTRA/110/20 - p212




## 40° Reflector

Suitable for general use in settings such as restaurants, galleries, hotels, retail spaces and museums, this reflector can be used to highlight artwork on gallery walls and can create an ambient light for restaurants and bars.

### Available for use with

Single Circuit Unity Mains 0 - AUTRA/50/40 - p194  
 Single Circuit Unity Mains 1 - AUTRA/50/40 - p195  
 Three Circuit Unity Mains 0 - AUTRA/50/40 - p207  
 Three Circuit Unity Mains 1 - AUTRA/50/40 - p208



## 60° Reflector

Ideal for use in larger, open spaces such as showrooms and retail spaces, the reflector provides excellent general lighting, with the beam angle covering a large area with light, whilst minimising shadows.

### Available for use with

Single Circuit Unity Mains 3 - AUTRA/110/60 - p198  
 Single Circuit Unity Mains 4 - AUTRA/110/60 - p199  
 Three Circuit Unity Mains 3 - AUTRA/110/60 - p212



## 70° Reflector

The 70° reflector can be used in track lighting solutions where a large space needs to be filled with light. This size reflector is suitable for large retail spaces and commercial premises as it creates a large amount of light whilst reducing shadows.

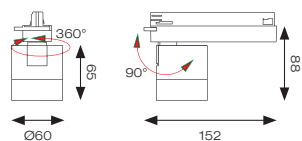
### Available for use with

Single Circuit Unity Mains 2 - AUTRA/80/70 - p196  
 Three Circuit Unity Mains 2 - AUTRA/80/70 - p211

# Single Circuit Low Profile Unity 1 Track



- Low profile LED trackspot with integral driver suitable for residential, hospitality and retail applications
- 355° rotation with 0-180° tilt on the bracket
- Mirror finish anodized reflector for optimum efficiency
- Microprism diffuser for visual comfort and uniformity
- Non-dimmable



Black



White

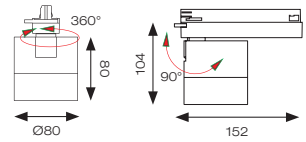
INPUT	HERTZ	TEMP	LIFETIME (HRS)	CRI	SDCM	BEAM ANGLE	CLASS	IP
230V	50Hz	-20°C to 25°C	L90 36,000	Ra 90	3	30°	1	IP20

CODE	DESCRIPTION	WATTAGE	CCT	LUMENS	LM/W	UGR	TRADE
AULEDP1/W	Cool White - White	12W	4000K	632lm	53lm	18	£102.00
AULEDP1/B	Cool White - Black	12W	4000K	632lm	53lm	18	£102.00
AULEDP1/WW/W	Warm White - White	12W	3000K	623lm	52lm	18	£102.00
AULEDP1/WW/B	Warm White - Black	12W	3000K	623lm	52lm	18	£102.00

# Single Circuit Low Profile Unity 2 Track



- Low profile LED trackspot with integral driver suitable for residential, hospitality and retail applications
- 355° rotation with 0-180° tilt on the bracket
- Mirror finish anodized reflector for optimum efficiency
- Microprism diffuser for visual comfort and uniformity
- Non-dimmable



Black



White

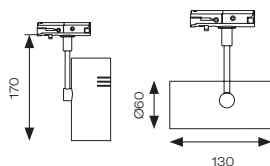
INPUT	HERTZ	TEMP	LIFETIME (HRS)	CRI	SDCM	BEAM ANGLE	CLASS	IP
230V	50Hz	-20°C to 25°C	L80 68,000	Ra 90	3	30°	1	IP20

CODE	DESCRIPTION	WATTAGE	CCT	LUMENS	LM/W	UGR	TRADE
AULEDP2/W	Cool White - White	22W	4000K	1564lm	71lm	18	£123.00
AULEDP2/B	Cool White - Black	22W	4000K	1564lm	71lm	18	£123.00
AULEDP2/WW/W	Warm White - White	22W	3000K	1462lm	66lm	18	£123.00
AULEDP2/WW/B	Warm White - Black	22W	3000K	1462lm	66lm	18	£123.00

# Single Circuit Unity 0 Mains



- Compact LED trackspot with integral driver suitable for residential, hospitality and retail applications
- 355° rotation with 0-180° tilt on the bracket
- Mirror finish anodized reflector
- Anti-glare design for visual comfort
- Non-dimmable
- Powered by HEP



Mains Voltage  
Track Mounted



Mains Surface  
Monopoint



Black



White

INPUT	HERTZ	TEMP	LIFETIME (HRS)	CRI	SDCM	BEAM ANGLE	CLASS	IP
230V	50Hz	-20°C to 25°C	L70 50,000	Ra 90	5	45°	1	IP20

CODE	DESCRIPTION	WATTAGE	CCT	LUMENS	LM/W	UGR	TRADE
AULEDS0/CW/W	Cool White - White	10W	4000K	691lm	69lm	21	£66.50
AULEDS0/CW/B	Cool White - Black						£66.50
AULEDS0/WW/W	Warm White - White	10W	3000K	629lm	63lm	20	£66.50
AULEDS0/WW/B	Warm White - Black						£66.50

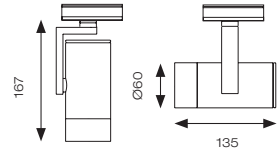
CODE (ACCESSORIES)	DESCRIPTION	TRADE
AMON/GU10/W	White	£17.40
AMON/GU10/B	Black	£17.40

CODE (ACCESSORIES)	DESCRIPTION	TRADE
AUTRA/50/40	50mm 40° Reflector Accessory	£6.05

# Single Circuit Unity 1 Mains



- Compact LED trackspot with integral driver suitable for residential, hospitality and retail applications
- 355° rotation with 0-180° tilt on the bracket
- Mirror finish anodized reflector
- Anti-glare design to create visual comfort
- Non-dimmable
- Powered by HEP



Mains Voltage  
Track Mounted



Mains Surface  
Monopoint



Black



White

INPUT	HERTZ	TEMP	LIFETIME (HRS)	CRI	SDCM	BEAM ANGLE	CLASS	IP
230V	50/60Hz	-20°C to 25°C	L80 60,000	Ra 90	5	25°	1	IP20

CODE	DESCRIPTION	WATTAGE	CCT	LUMENS	LM/W	UGR	TRADE
AULEDS1/W	Cool White - White	15W	4000K	1202lm	80lm	17	£107.00
AULEDS1/B	Cool White - Black						£107.00
AULEDS1/WW/W	Warm White - White	15W	3000K	1112lm	74lm	17	£107.00
AULEDS1/WW/B	Warm White - Black						£107.00

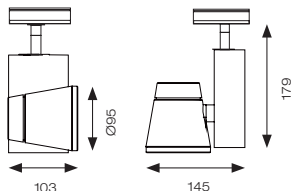
CODE (ACCESSORIES)	DESCRIPTION	TRADE
AMON/GU10/W	White	£17.40
AMON/GU10/B	Black	£17.40

CODE (ACCESSORIES)	DESCRIPTION	TRADE
AUTRA/50/40	50mm 40° Reflector Accessory	£6.05

# Single Circuit Unity 2 Mains



- Compact LED trackspot with integral driver suitable for residential, hospitality and retail applications
- 355° rotation with 0-180° tilt on the bracket
- Mirror finish anodized reflector
- Anti-glare design to create visual comfort
- Non-dimmable
- Powered by Tridonic



\*Mains Voltage  
Track Mounted



Mains Surface  
Monopoint



Black



White

\*Suitable for suspension  
in a closed continuous  
installation e.g  
square/rectangular

INPUT	HERTZ	TEMP	LIFETIME (HRS)	CRI	SDCM	BEAM ANGLE	CLASS	IP
230V	50/60Hz	-20°C to 25°C	L80 50,000	Ra 90	3	40°	1	IP20

CODE	DESCRIPTION	WATTAGE	CCT	LUMENS	LM/W	UGR	TRADE
AULEDS2/W	Cool White - White	29W	4000K	2699lm	93lm	19	£122.00
AULEDS2/B	Cool White - Black	29W	4000K	2699lm	93lm	19	£122.00
AULEDS2/WW/W	Warm White - White	29W	3000K	2497lm	86lm	19	£122.00
AULEDS2/WW/B	Warm White - Black	29W	3000K	2497lm	86lm	19	£122.00

CODE (ACCESSORIES)	DESCRIPTION	TRADE
AMON/GU10/W	White	£17.40
AMON/GU10/B	Black	£17.40

CODE (ACCESSORIES)	DESCRIPTION	TRADE
AUTRA/80/20	80mm 20° Reflector Accessory	£10.30
AUTRA/80/70	80mm 70° Reflector Accessory	£10.30

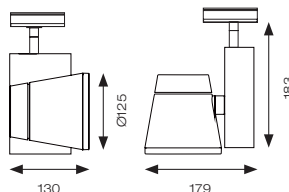




# Single Circuit Unity 3 Mains



- Compact LED trackspot with integral driver suitable for residential, hospitality and retail applications
- 355° rotation with 0-180° tilt on the bracket
- Mirror finish anodized reflector
- Anti-glare design to create visual comfort
- Non-dimmable
- Powered by Tridonic



\*Mains Voltage  
Track Mounted



Mains Surface  
Monopoint



Black



White

\*Suitable for suspension  
in a closed continuous  
installation e.g  
square/rectangular

INPUT	HERTZ	TEMP	LIFETIME (HRS)	CRI	SDCM	BEAM ANGLE	CLASS	IP
230V	50/60Hz	-20°C to 25°C	L80 50,000	Ra 90	3	40°	1	IP20

CODE	DESCRIPTION	WATTAGE	CCT	LUMENS	LM/W	UGR	TRADE
AULEDS3/W	Cool White - White	37W	4000K	3239lm	88lm	16	£145.00
AULEDS3/B	Cool White - Black	37W	4000K	3239lm	88lm	16	£145.00
AULEDS3/WW/W	Warm White - White	37W	3000K	2887lm	78lm	17	£145.00
AULEDS3/WW/B	Warm White - Black	37W	3000K	2887lm	78lm	17	£145.00

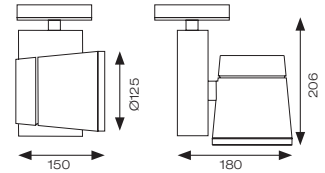
CODE (ACCESSORIES)	DESCRIPTION	TRADE
AMON/GU10/W	White	£17.40
AMON/GU10/B	Black	£17.40

CODE (ACCESSORIES)	DESCRIPTION	TRADE
AUTRA/110/20	110mm 20° Reflector Accessory	£12.05
AUTRA/110/60	110mm 60° Reflector Accessory	£12.05

# Single Circuit Unity 4 Mains



- Compact LED trackspot with integral driver suitable for residential, hospitality and retail applications
- 355° rotation with 0-180° tilt on the bracket
- Mirror finish anodized reflector
- Anti-glare design to create visual comfort
- Non-dimmable
- Powered by Tridonic



## \*Mains Voltage Track Mounted



## Mains Surface Monopoint



\*Suitable for suspension  
in a closed continuous  
installation e.g.  
square/rectangular



Black



White

INPUT	HERTZ	TEMP	LIFETIME (HRS)	CRI	SDCM	BEAM ANGLE	CLASS	IP
230V	50/60Hz	-20°C to 25°C	L80 50,000	Ra 90	3	40°	1	IP20

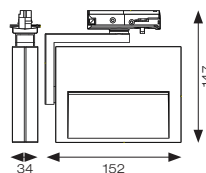
CODE	DESCRIPTION	WATTAGE	CCT	LUMENS	LM/W	UGR	TRADE
AULEDS4/W	Cool White - White	42W	4000K	3922lm	93lm	16	£166.00
AULEDS4/B	Cool White - Black	42W	4000K	3922lm	93lm	16	£166.00
AULEDS4/WW/W	Warm White - White	42W	3000K	3709lm	88lm	16	£166.00
AULEDS4/WW/B	Warm White - Black	42W	3000K	3709lm	88lm	16	£166.00

CODE (ACCESSORIES)	DESCRIPTION	TRADE	CODE (ACCESSORIES)	DESCRIPTION	TRADE
AMON/GU10/W	White	£17.40	AUTRA/110/20	110mm 20° Reflector Accessory	£12.05
AMON/GU10/B	Black	£17.40	AUTRA/110/60	110mm 60° Reflector Accessory	£12.05

# Single Circuit Unity Wallwash Mains



- Ultra-modern LED wallwash trackspot with integral driver suitable for residential, hospitality and retail applications
- 355° rotation with 0-180° tilt on the bracket
- Unique reflector design enhances distribution for maximum efficiency and light output
- Triac dimmable
- Powered by HEP



Black



White



OCTO  
Compatible

Powered by  
CASAMBI

INPUT	HERTZ	TEMP	LIFETIME (HRS)	CRI	SDCM	BEAM ANGLE	CLASS	IP
230V	50Hz	-20°C to 25°C	L70 50,000	Ra 90	5	30/75°	1	IP20

CODE	DESCRIPTION	WATTAGE	CCT	LUMENS	LM/W	UGR	TRADE
AULEDSW/CW/W	Cool White - White	17W	4000K	529lm	31lm	27	£168.00
AULEDSW/CW/B	Cool White - Black	17W	4000K	529lm	31lm	27	£168.00
AULEDSW/WW/W	Warm White - White	17W	3000K	487lm	28lm	27	£168.00
AULEDSW/WW/B	Warm White - Black	17W	3000K	487lm	28lm	27	£168.00

CODE (ACCESSORIES)	DESCRIPTION	TRADE	CODE (ACCESSORIES)	DESCRIPTION	TRADE
AMON/GU10/W	White	£17.40	AMON/GU10/B	Black	£17.40



# Three Circuit


Track and Surface System  
with Push-fit and Lock Connection



Mains Track Accessories




Unity 0 Mains



Unity 1 Mains



Unity 2 Mains

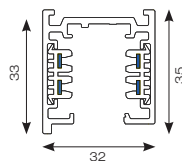


Unity 3 Mains

# Mains Voltage 16A Three Circuit Track



- 240V 16A mains track system for mains fittings supplied with live end (Earth left) and dead end
- Three circuit connectivity provides multiple group switching options
- Option of surface mounting or suspended
- Maximum mechanical loading of 50N
- Track insert accessories available to provide an aesthetically pleasing appearance and can be cut to desirable lengths




Track Cross Section



White

Black



Generous Terminal Capacity




Single Circuit Track Insert

CODE	DESCRIPTION	CLASS	IP	TRADE
A/3MT1/W	1 Metre - White	1	IP20	£43.30
A/3MT1/B	1 Metre - Black			£44.60
A/3MT2/W	2 Metre - White			£85.50
A/3MT2/B	2 Metre - Black			£85.50

CODE (ACCESSORIES)	DESCRIPTION	TRADE	CODE (ACCESSORIES)	DESCRIPTION	TRADE
AMTINS/W	2 Metre - White Track Insert	£7.55	AMTINS/B	2 Metre - Black Track Insert	£7.55

# Mains Voltage 16A Three Circuit Track Accessories



Flexible incoming wiring access

- Extensive range of accessories for track and track packs
- Option of left and right feed for Live end, L and T connectors



Track  
Insert

CODE	DESCRIPTION	TRADE
AMTINS/W	2 Metre - White Track Insert	£7.55
AMTINS/B	2 Metre - Black Track Insert	£7.55



Live End -  
Earth Left

CODE	DESCRIPTION	TRADE
A/3MTLE/PL/W	White	£11.90
A/3MTLE/PL/B	Black	£11.90



Live End -  
Earth Right

CODE	DESCRIPTION	TRADE
A/3MTLE/PR/W	White	£11.90
A/3MTLE/PR/B	Black	£11.90



Butt  
Connector

CODE	DESCRIPTION	TRADE
A/3MTBC/W	White	£9.80
A/3MTBC/B	Black	£9.80



Straight  
Connector

CODE	DESCRIPTION	TRADE
A/3MTSC/W	White	£25.85
A/3MTSC/B	Black	£25.85



X-Connector

CODE	DESCRIPTION	TRADE
A/3MTXC/W	White	£46.10
A/3MTXC/B	Black	£46.10



Dead End


CODE	DESCRIPTION	TRADE
A/3MTDE/W	White	£2.80
A/3MTDE/B	Black	£2.80

# Mains Voltage 16A Three Circuit Track Accessories



Surface Monopoint with  
Unity 2 LED Mains fitting

- Extensive range of accessories for track and track packs
- Option of left and right feed for Live end, L and T connectors



**L Connector -  
Earth Inside**

CODE	DESCRIPTION	TRADE
A/3MTLC/PI/W	White	£23.75
A/3MTLC/PI/B	Black	£23.75



**L Connector -  
Earth Outside**

CODE	DESCRIPTION	TRADE
A/3MTLC/PO/W	White	£23.75
A/3MTLC/PO/B	Black	£23.75



**T-Connector -  
Earth Inside**

CODE	DESCRIPTION	TRADE
A/3MTTC/PI/W	White	£37.00
A/3MTTC/PI/B	Black	£37.00



**T-Connector -  
Earth Outside**

CODE	DESCRIPTION	TRADE
A/3MTTC/PO/W	White	£37.00
A/3MTTC/PO/B	Black	£37.00



**6A Track Adaptor  
c/w cable clamp**

CODE	DESCRIPTION	TRADE
A/3MTA/W	White	£18.20
A/3MTA/B	Black	£18.20



**Flexible  
Connector**

CODE	DESCRIPTION	TRADE
A/3MTFC/W	White	£30.70
A/3MTFC/B	Black	£30.70



**Suspension  
Kit**

CODE	DESCRIPTION	TRADE
A/3MTSK	c/w 3 metre Steel Cord	£20.95



**Surface  
Monopoint**

CODE	DESCRIPTION	TRADE
A/3MON/GU10/W	White	£19.50
A/3MON/GU10/B	Black	£19.50



# Three Circuit

## Track Planning System

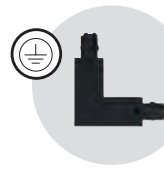
- Choice of left or right earth connection for complex installations
- Adjacent diagram provides an illustration of correct accessory selection



Live End Earth Left




Live End Earth Right



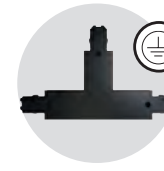
L Connector Earth Outside



L Connector Earth Inside




T Connector Earth Left



T Connector Earth Right

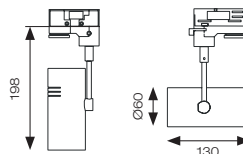
## Example of correct accessory selection



## Three Circuit Unity 0 Mains



- Compact LED trackspot with integral driver suitable for residential, hospitality and retail applications
- Three circuit functionality allows for installations with multi-circuit requirement
- 355° rotation with 0-180° tilt on the bracket
- Mirror finish anodized reflector
- Anti-glare design for visual comfort
- Non-dimmable
- Powered by HEP



Mains Voltage Track Mounted



Mains Surface Monopoint



Black



White

INPUT	HERTZ	TEMP	LIFETIME (HRS)	CRI	SDCM	BEAM ANGLE	CLASS	IP
230V	50Hz	-20°C to 25°C	L70 50,000	Ra 90	3	45°	1	IP20

CODE	DESCRIPTION	WATTAGE	CCT	LUMENS	LM/W	UGR	TRADE
A/3ULEDS0/CW/W	Cool White - White	10W	4000K	691lm	69lm	21	£77.50
A/3ULEDS0/CW/B	Cool White - Black	10W	4000K	691lm	69lm	21	£77.50
A/3ULEDS0/WW/W	Warm White - White	10W	3000K	629lm	63lm	20	£77.50
A/3ULEDS0/WW/B	Warm White - Black	10W	3000K	629lm	63lm	20	£77.50

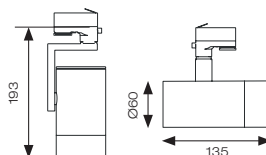
CODE (ACCESSORIES)	DESCRIPTION	TRADE
A/3MON/GU10/W	White	£19.50
A/3MON/GU10/B	Black	£19.50

CODE (ACCESSORIES)	DESCRIPTION	TRADE
AUTRA/50/40	50mm 40° Reflector Accessory	£6.05

## Three Circuit Unity 1 Mains



- Compact LED trackspot with integral driver suitable for residential, hospitality and retail applications
- Three circuit functionality allows for installations with multi-circuit requirement
- 355° rotation with 0-180° tilt on the bracket
- Mirror finish anodized reflector
- Anti-glare design to create visual comfort
- Non-dimmable
- Powered by HEP



Mains Voltage  
Track Mounted



Mains Surface  
Monopoint



Black



White

INPUT	HERTZ	TEMP	LIFETIME (HRS)	CRI	SDCM	BEAM ANGLE	CLASS	IP
230V	50/60Hz	-20°C to 25°C	L80 60,000	Ra 90	5	25°	1	IP20

CODE	DESCRIPTION	WATTAGE	CCT	LUMENS	LM/W	UGR	TRADE
A/3ULEDS1/W	Cool White - White	15W	4000K	1202lm	80lm	17	£150.00
A/3ULEDS1/B	Cool White - Black						£150.00
A/3ULEDS1/WW/W	Warm White - White	15W	3000K	1112lm	74lm	17	£150.00
A/3ULEDS1/WW/B	Warm White - Black						£150.00

CODE (ACCESSORIES)	DESCRIPTION	TRADE
A/3MON/GU10/W	White	£19.50
A/3MON/GU10/B	Black	£19.50

CODE (ACCESSORIES)	DESCRIPTION	TRADE
AUTRA/50/40	50mm 40° Reflector Accessory	£6.05

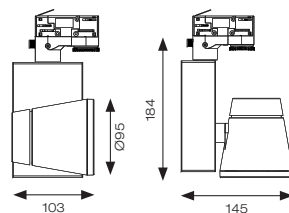




## Three Circuit Unity 2 Mains



- Compact LED trackspot with integral driver suitable for residential, hospitality and retail applications
- Three circuit functionality allows for installations with multi-circuit requirement
- 355° rotation with 0-180° tilt on the bracket
- Mirror finish anodized reflector
- Anti-glare design to create visual comfort
- Non-dimmable
- Powered by Tridonic



### Mains Voltage Track Mounted



### Mains Surface Monopoint



\*Suitable for suspension in a closed continuous installation e.g square/rectangular



Black



White

INPUT	HERTZ	TEMP	LIFETIME (HRS)	CRI	SDCM	BEAM ANGLE	CLASS	IP
230V	50/60Hz	-20°C to 25°C	L80 50,000	Ra 90	3	40°	1	IP20

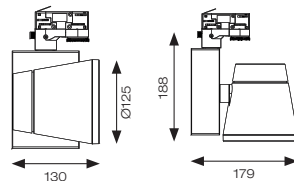
CODE	DESCRIPTION	WATTAGE	CCT	LUMENS	LM/W	UGR	TRADE
A/3ULEDS2/W	Cool White - White	29W	4000K	2699lm	93lm	19	£212.00
A/3ULEDS2/B	Cool White - Black						£212.00
A/3ULEDS2/WW/W	Warm White - White	29W	3000K	2497lm	86lm	19	£212.00
A/3ULEDS2/WW/B	Warm White - Black						£212.00

CODE (ACCESSORIES)	DESCRIPTION	TRADE	CODE (ACCESSORIES)	DESCRIPTION	TRADE
A/3MON/GU10/W	White	£19.50	AUTRA/80/20	80mm 20° Reflector Accessory	£10.30
A/3MON/GU10/B	Black	£19.50	AUTRA/80/70	80mm 70° Reflector Accessory	£10.30

# Three Circuit Unity 3 Mains



- Compact LED trackspot with integral driver suitable for residential, hospitality and retail applications
- Three circuit functionality allows for installations with multi-circuit requirement
- 355° rotation with 0-180° tilt on the bracket
- Mirror finish anodized reflector
- Anti-glare design to create visual comfort
- Non-dimmable



Mains Voltage Track Mounted



Mains Surface Monopoint



\*Suitable for suspension in a closed continuous installation e.g square/rectangular



Black



White

INPUT	HERTZ	TEMP	LIFETIME (HRS)	CRI	SDCM	BEAM ANGLE	CLASS	IP
230V	50/60Hz	-20°C to 25°C	L80 50,000	Ra 90	3	40°	1	IP20

CODE	DESCRIPTION	WATTAGE	CCT	LUMENS	LM/W	UGR	TRADE
A/3ULEDS3/W	Cool White - White	37W	4000K	3239lm	88lm	16	£270.00
A/3ULEDS3/B	Cool White - Black	37W	4000K	3239lm	88lm	16	£270.00
A/3ULEDS3/WW/W	Warm White - White	37W	3000K	2887lm	78lm	17	£270.00
A/3ULEDS3/WW/B	Warm White - Black	37W	3000K	2887lm	78lm	17	£270.00

CODE (ACCESSORIES)	DESCRIPTION	TRADE
A/3MON/GU10/W	White	£19.50
A/3MON/GU10/B	Black	£19.50

CODE (ACCESSORIES)	DESCRIPTION	TRADE
AUTRA/110/20	80mm 20° Reflector Accessory	£12.05
AUTRA/110/60	110mm 60° Reflector Accessory	£12.05

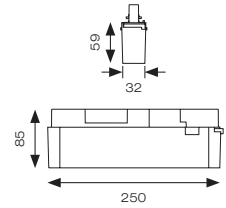




# Three Circuit Legion Emergency Trackspot



- Three circuit non-maintained emergency trackspot
- Simply clip onto existing track system for instant emergency lighting solution
- Power and green charge LED are discreetly incorporated within the head
- Available in black and white finishes
- 3.2W LED light source produces 250 lumens
- 105° beam angle
- **Must be used in conjunction with the Unity 3 circuit track (see p203-p212)**
- **Please note, this product is not compatible with single circuit track systems**



Black



White



Emergency Standby



Emergency Operation



INPUT	HERTZ	TEMP	CRI	BEAM ANGLE	CLASS	IP
230V	50/60Hz	0°C to 40°C	Ra 70	105°	1	IP20

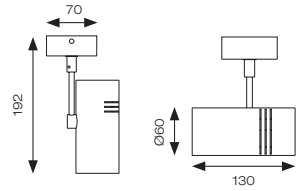
CODE	DESCRIPTION	WATTAGE	CCT	LUMENS	LM/W	TRADE
ALEGLD/W	Daylight - White	3.2W	6000K	250lm	78lm	£77.50
ALEGLD/B	Daylight - Black					£77.50

CODE (ACCESSORIES)	DESCRIPTION	TRADE
ASBP/27/LI	3.2V 6Ah Li-FePO4 Replacement Battery	£32.65

# Unity 0 Surface Mains



- Compact surface mounting LED spotlight with integral driver suitable for residential, hospitality and retail applications
- 355° rotation with 0-180° tilt on bracket
- Mirror finish anodised reflector
- Anti-glare design for visual comfort
- Non-dimmable



Black



White

INPUT	HERTZ	TEMP	LIFETIME (HRS)	CRI	SDCM	BEAM ANGLE	CLASS	IP
230V	50Hz	-20°C to 25°C	L70 50,000	Ra 90	5	45°	1	IP20

CODE	DESCRIPTION	WATTAGE	CCT	LUMENS	LM/W	UGR	TRADE
ASSULEDO/CW/W	Cool White - White	10W	4000K	691lm	69lm	22	£66.00
ASSULEDO/CW/B	Cool White - Black						£66.00

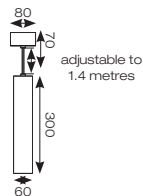
CODE (ACCESSORIES)	DESCRIPTION	TRADE
AUTRA/50/40	50mm 40° Reflector Accessory	£6.05



# Ruby Pendant



- Slim and modern LED pendant with die-cast housing suitable residential, hospitality and retail applications
- White and black paint finish options with white bottom cover
- Triac dimmable as standard
- Powered by HEP



White

Black



OCTO  
Compatible

Powered by  
CASAMBI

INPUT	HERTZ	TEMP	LIFETIME (HRS)	CRI	SDCM	BEAM ANGLE	CLASS	IP
230V	50Hz	-20°C to 25°C	L70 50,000	Ra 80	5	55°	1	IP20

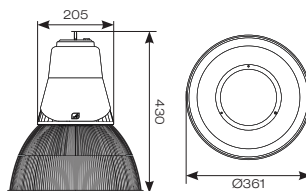
CODE	DESCRIPTION	WATTAGE	CCT	LUMENS	LM/W	UGR	TRADE
ARULEDP/WW/W	Warm White - White	15W	3000K	1301lm	87lm	23	£87.00
ARULEDP/WW/B	Warm White - Black						£87.00



# Deco High Bay CCT



- Decorative modern LED CCT selectable pendant suitable for industrial, commercial and retail applications
- Supplied with either polycarbonate refractor or aluminium reflector
- Matt grey textured powder coated finish



Polycarbonate refractor



Aluminium reflector

INPUT	HERTZ	TEMP	LIFETIME (HRS)	CRI	SDCM	BEAM ANGLE	CLASS	IP	IK
230V	50Hz	-20 to 25°C	L70 54,000	Ra 80	5	65°	1	IP20	06

CODE	DESCRIPTION	WATTAGE	CCT	LUMENS	LM/W	TRADE
ADHBLED1/PC	CCT Selectable - c/w PC Refractor	40W	3000K/4000K	4620lm (4000K)	116lm (4000K)	£216.00
ADHBLED2/PC		96W	3000K/4000K	10375lm (4000K)	116lm (4000K)	£335.00
ADHBLED1/ALU	CCT Selectable - c/w Aluminium Reflector	40W	3000K/4000K	4480lm (4000K)	112lm (4000K)	£216.00
ADHBLED2/ALU		96W	3000K/4000K	11460lm (4000K)	119lm (4000K)	£335.00

CODE (OPTIONS)	DESCRIPTION	TRADE
/DD	Digital Dimming (DD1/DD3/DD4)	+ £101.50

CODE (ACCESSORIES)	DESCRIPTION	TRADE
ADHBLED/PC/BC	PC Bottom Cover (360mm)	£30.65
ADHBLED/SK	Suspension Kit	£13.90

Hook Mounting installation

Aluminium Die-cast housing providing an ultra modern asthetic design

Steel sheet metal gear tray

Powered by **TRIDONIC**  
enlightening your ideas

Intricate design allows heat dispersion upwards through deadicated ventilation holes

Aluminium die-cast heat sink for optimal thermal performance


Lumileds LED array

Textured freznel lens to optimise light output and light uniformity

Aluminium securing ring

Polycarbonate Refractor to achieve overall light distribution

Aluminium Reflector for maximum output efficiency

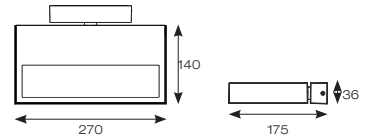


Bottom cover available for reduced glare and additional light diffusion

# Elite



- Dual purpose design allows installation in either an upright or downlight orientation suitable for education, commercial and hospitality applications
- Adjustable tiltable installation bracket
- Triac dimmable as standard



**OCTO**  
Compatible

Powered by  
**CASAMBI**



Adjustable tiltable installation bracket

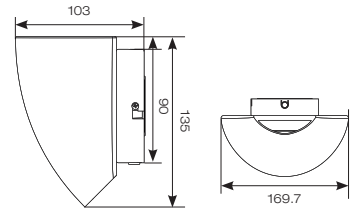
INPUT	HERTZ	TEMP	LIFETIME (HRS)	CRI	SDCM	BEAM ANGLE	CLASS	IP
230V	50Hz	-20°C to 25°C	L70 50,000	Ra 90	5	50/80°	1	IP20

CODE	DESCRIPTION	WATTAGE	CCT	LUMENS	LM/W	UGR	TRADE
AELLED/WL/CW	Cool White	33W	4000K	2549lm	77lm	25	£225.00
AELLED/WL/WW	Warm White	33W	3000K	2122lm	64lm	24	£225.00

# Duo



- Feature wall light with bi-directional light distribution suitable for residential and hospitality applications
- Die-cast aluminium wall fixture
- DuPont polyester powder coating
- Triac dimmable as standard



Light Distribution



OCTO  
Compatible

Powered by  
CASAMBI

INPUT	HERTZ	TEMP	LIFETIME (HRS)	CRI	SDCM	BEAM ANGLE	CLASS	IP
230V	50/60Hz	-10°C to 25°C	L70 50,000	Ra 80	3	110°	2	IP20


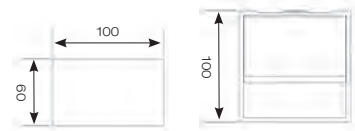
CODE	DESCRIPTION	WATTAGE	CCT	LUMENS	LM/W	UGR	TRADE
ADULED/W	LED Wall Light - Warm White	10W	3000K	582lm	58lm	11	£85.00




# Facet



- Surface bi-directional wall light providing vivid angled distribution suitable for commercial, hospitality and residential applications
- Aluminium construction with an option of matt white or polished satin chrome finishes
- Non-dimmable



White



Satin Chrome

INPUT	HERTZ	TEMP	LIFETIME (HRS)	CRI	SDCM	BEAM ANGLE	CLASS	IP
230V	50/60Hz	-20°C to 45°C	L70 30,000	Ra93	5	150°	1	IP20

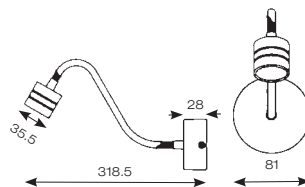
CODE	DESCRIPTION	WATTAGE	CCT	LUMENS	LM/W	UGR	TRADE
AFWLED/W	Warm White - White	6.5W	3000K	183lm	46lm	21	£99.00
AFWLED/SC	Warm White - Satin Chrome						£111.00

# Spectrum Gooseneck Wall Light



223

- Gooseneck LED switched reading light suitable for residential and hospitality applications
- Die-cast aluminium body with integral driver
- Non-dimmable



DISPLAY

INPUT	HERTZ	TEMP	LIFETIME (HRS)	CRI	SDCM	BEAM ANGLE	CLASS	IP
230V	50/60Hz	-10°C to 30°C	L70 50,000	Ra 80	5	30°	1	IP20

CODE	DESCRIPTION	WATTAGE	CCT	LUMENS	LM/W	TRADE
ASPGN/1LED/WHI	Warm White	2W	3000K	80lm	40lm	£90.50



# LED Drivers

## Constant Voltage Non-Dimmable



- Constant voltage non-dimmable drivers for 12V and 24V LED applications
- Thermal, short circuit and overload protection

### Constant Voltage 12V



AD30W/12V



AD75W/12V

### Constant Voltage 24V



ADK15W/24V



ADK60W/24V



ADK120W/24V



ADK200W/24V



ADK320W/24V

CODE	VOLTAGE	WATTAGE	A	B	C	CLASS	IP	TRADE
AD30W/12V	12V	30W	166mm	52mm	52mm	2	IP20	£20.00
AD75W/12V		75W	180mm	30mm	52mm			£41.55
ADK15W/24V	24V	15W	123mm	45mm	19mm	2	IP20	£13.45
ADK60W/24V		60W	180mm	52mm	36mm			£31.25
ADK120W/24V		120W	300mm	40mm	30mm			£40.35
ADK200W/24V		200W	207mm	37mm	68.5mm			£92.00
ADK320W/24V		320W	249mm	40mm	70mm			£245.00

A = Length

B = Height

C = Width



# LED Drivers

## Constant Current Non-Dimmable

- Constant current non-dimmable drivers for 350mA and 700mA LED applications
- Thermal, short circuit and overload protection

### Constant Current 350mA



AD3W/350



AD9W/350



ADK20W/350

### Constant Current 700mA



AD3W/700



ADK12W/700



ADK20W/700

CODE	mA	WATTAGE	A	B	C	CLASS	IP	TRADE
AD3W/350		1-3W	56mm	20mm	39mm			£19.20
AD9W/350	350mA	1-9W	85mm	22mm	40mm	2	IP20	£22.85
ADK20W/350		6-20W	123mm	45mm	19mm			£16.50
AD3W/700		1-3W	56mm	20mm	39mm			£20.65
ADK12W/700	700mA	3W-12W	123mm	45mm	19mm	2	IP20	£15.00
ADK20W/700		6W-20W	123mm	45mm	19mm			£16.50

A = Length

B = Height

C = Width

# LED Triac Dimmable Drivers



## 12V LED Triac Dimmable Drivers

- 12V dimmable drivers
- 0-100% dimming range
- Suitable for dimming 12V LED Flexible Strip
- **Please note, not compatible for RGB, RGBW and TW use**



CODE	VOLTAGE	WATTAGE	A	B	C	D	CLASS	IP RATING	TRADE
ADDIM50W/12V	12V	50W	166mm	24mm	52mm	174mm	2	IP20	£50.50
ADDIM100W/12V	12V	100W	210mm	34mm	67mm	220mm			£108.00
			A = Length	B = Height	C = Width	D = Fixing Centres			

## 24V LED Triac Dimmable Drivers

- 24V dimmable drivers
- 0-100% dimming range
- Suitable for dimming 24V LED Flexible Strip
- **Please note, not compatible for RGB, RGBW and TW use**



CODE	VOLTAGE	WATTAGE	A	B	C	D	CLASS	IP RATING	TRADE
ADDIM50W/24V		50W	166mm	24mm	52mm	174mm		IP20	£48.60
ADDIM100W/24V	24V	100W	210mm	34mm	67mm	220mm	2	IP20	£121.00
ADDIM200W/24V		200W	249mm	40mm	72mm	235mm		IP67	£210.00
			A = Length	B = Height	C = Width	D = Fixing Centres			

# 12V LED 1-10V, Switch Dim and DALI Dimmable Driver



- 12V dimmable driver with minimum value dimming adjustment feature
- 0-100% dimming range
- Suitable for dimming 12V LED Flexible Strip
- Loop-in, loop-out terminals for ease of installation
- **Please note, not compatible for RGB use**



Terminals and dimming adjustment



CODE	VOLTAGE	WATTAGE	A	B	C	D	CLASS	IP RATING	TRADE
ADDIM75W/12V	12V	75W	220mm	42mm	58mm	190mm	1	IP20	£106.00
			A = Length	B = Height	C = Width	D = Fixing Centres			



# Multi-current Dimmable Drivers

- Multi-current dimmable LED drivers
- Integral dip-switch allows selection of the output required
- Dimming options: 1-10V, Push Dim and DALI2
- Thermal, short circuit and overload protection



Terminals and dip-switch selection



ADDIM/30/MC

Code	300mA	350mA	400mA	450mA	500mA	550mA
ADDIM/30/MC	7-40W	8-46W	9-50W	10-50W	11-50W	10-38W
600mA	650mA	700mA	750mA	800mA	850mA	900mA
6-30W	6-30W	7-30W	7-30W	8-30W	8-30W	9-30W



ADDIM/50/MC

Code	700mA	800mA	900mA	1050mA	1200mA	1300mA	1400mA
ADDIM/50/MC	7-40W	8-46W	9-50W	10-50W	11-50W	10-38W	13-50W
Code	900mA	1050mA	1200mA	1400mA	1750mA		
ADDIM/60/MC	8-52W	10-60W	11-60W	13-60W	15-60W		

CODE	WATTAGE	A	B	C	D	CLASS	IP RATING	TRADE
ADDIM/30/MC	30W	103mm	22mm	67mm	94mm			£47.50
ADDIM/50/MC	50W	123mm	24mm	79mm	111mm	2	IP20	£60.00
ADDIM/60/MC	60W	202mm	30mm	58mm	111mm			£71.50

A = Length      B = Height      C = Width      D = Fixing Centres

# Aluminium Profiles for LED Strip

- High quality anodised aluminium profiles for installation with Boa, Krait, Adder, Cobra, Python, Viper and Mamba Ansell LED tapes
- Installation of profiles provide a professional finish to installation and enhances LED chip life through optimised heat dissipation
- Supplied with clear and opal diffusers
- Profiles and diffusers supplied in 2 metre lengths (easily cut to length by installer)
- Two end cap styles and fixing clips supplied with each profile length



Clear Diffuser Fitted

Opal Diffuser Fitted

## Surface Extension

Each profile supplied with



2 x Flat End Cap



2 x Wire Entry End Cap



6 x Fixing Clip



Clear Diffuser Fitted

Opal Diffuser Fitted

## Angled Extension

Each profile supplied with



2 x Flat End Cap



2 x Wire Entry End Cap



6 x Fixing Clip



Clear Diffuser Fitted

Opal Diffuser Fitted

## Recessed Extension

Each profile supplied with



2 x Flat End Cap



2 x Wire Entry End Cap



6 x Fixing Clip

CODE	DESCRIPTION	IP RATING	TRADE
AALU/SP/CO	2 Metre Surface Extension		£47.35
AALU/AP/CO	2 Metre Angled Extension	IP20	£47.35
AALU/RP/CO	2 Metre Recessed Extension		£47.35





# LED Strip Made Easy...



## Step 1:

Peel the adhesive back from the LED strip and place down on a clean and even surface, ensuring the entire length is firmly stuck down.



## Step 2:

Utilising the plug and play connections, connect the end of the LED strip run to a mains lead (sold separately).



## Step 3:

Connect the mains lead to your LED driver (the driver will depend on the length of LED strip being installed (sold separately) and ensure the LED driver is connected to the mains.



## Step 4:

Switch on the power and enjoy your new LED strip lighting.



## No Tools Required

All of our LED strip ranges are supplied with a self-adhesive back, meaning no adhesive or fixings are required to apply the strip to clean dry surfaces. Additionally all strips are fitted with plug-and-play connections, so no soldering or tools are needed, further aiding in a quick and easy installation.



## Pre-Cut Lengths

Strip comes in various pre-cut lengths from 100mm to 5 metres, offering complete versatility and ensuring a quick and easy installation. This coupled with designated cutting points allows total flexibility for every installation.



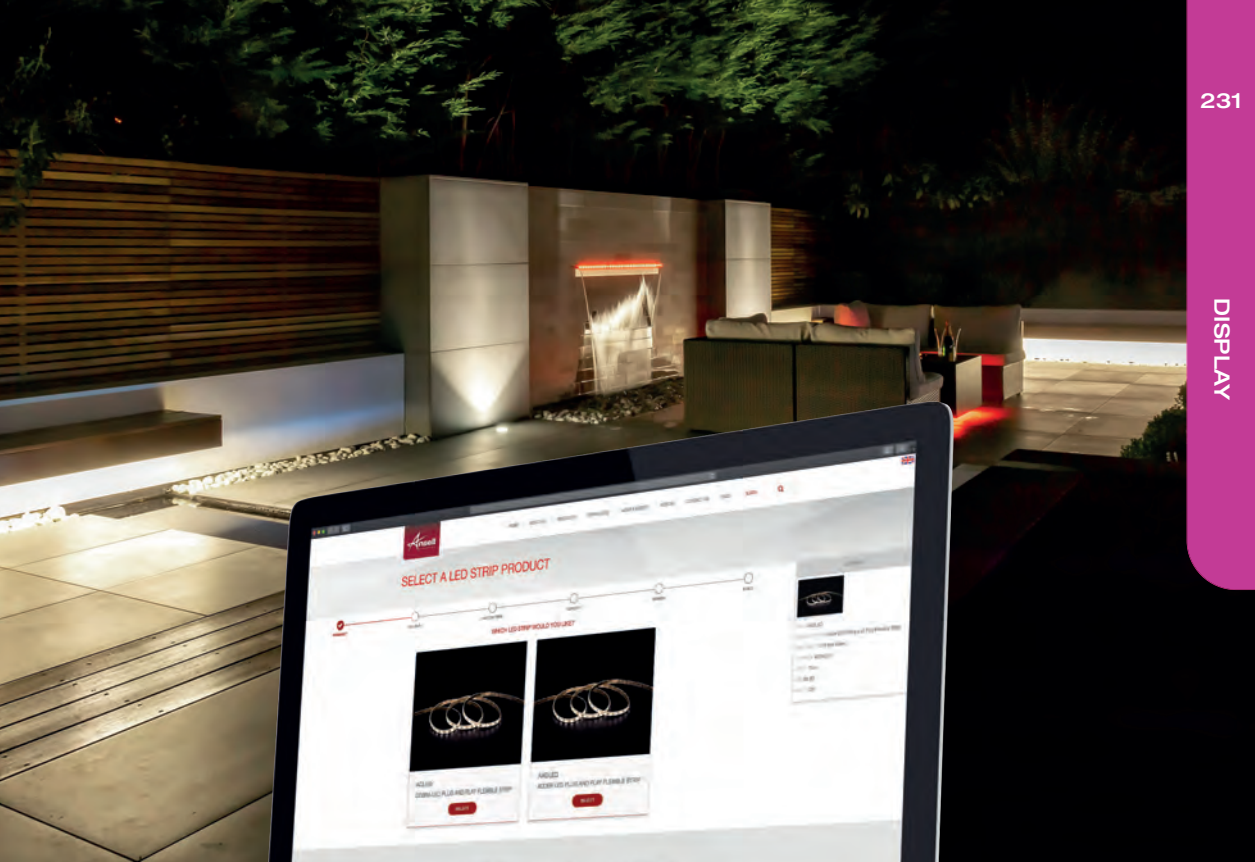
## Complete Customisation

The vast range of different strip options are complimented by an equally impressive selection of accessories. Our comprehensive range of connector options allow an easy installation for even the most complex of configurations.



## Connected

OCTO 12-24V bluetooth smart controller provides users with options for RGBW, RGB, tunable white and single colour. Settings are easily commissioned by a smart device via the OCTO app, this includes full control, dimming, scene setting and pre-set timers.



# LED Strip Calculator

Our online LED strip calculator simplifies the process of choosing the correct strip and accessories for any job, no matter how big or small. The easy step-by-step process covers all aspects of selecting and ordering the correct products.

Simply run through your specification requirements and the calculator will work out all of the necessary parts you require. Add any accessories you will need and you are good to go. The calculator will produce a downloadable summary of everything you will need to order.

Visit [www.anselluk.com](http://www.anselluk.com) to find out more...

# 24V Strip

Our new 24V high-efficiency strip ranges, Boa and Krait, achieve incredibly high lumen outputs whilst reducing energy consumption. Utilising 2835 and 5050 LED chip technology, these run at the lowest possible current, resulting in minimum heat generation and therefore increasing overall efficiency. With additions of RGBW and tunable white, the range ensures any commercial application can be kitted out to ensure total colour and comfort.

## Krait 24V 7.2W per Metre (p234 - p235)

Highly efficient, lower lumens (600-700 Lm/M), twinned with uniform output across 10m runs, the Krait subtly highlights any commercial space. Highlighting display or feature pieces in retail, the Krait range is used by professional designers and lighting experts.

### Suitable for use in



**Retail and Commercial Applications**  
General ambience lighting and small retail premises



**Residential Applications**  
Inside coving, small bedrooms and living spaces



**Hotel Applications**  
Corridor lighting, hotel room ambience light

## Boa 24V 14.4W per Metre (p236 - p237)

High output (1200 Lm/M), with the option to dim or use our OCTO Smart Bluetooth controls, Boa strip is perfectly suited for any application. Offering maximum output pound-for-pound, the high brightness strip offers dynamic effects and uniformity across longer runs. High quality LED chips with a colour rendering index (CRI) value of Ra90 ensures highly accurate colour and consistency; perfect for setting that ideal ambience in hospitality and retail.

All of this combined with the punchy output and high lumen per watt performance, enables Boa's use as a primary light source in domestic or commercial premises.

### Suitable for use in



**Retail and Commercial Applications**  
Large open showrooms and retail premises



**Residential Applications**  
Inside coving and large open living areas



**Hotel Applications**  
Reception areas, dining areas and large open spaces

# 24V Strip Accessories



## • Joints

Easy fast-fit range of plug-in connections

## • ACLED/RC/TOUCH

Visible colour spectrum for easy finger touch control. Memory function for colour, mode, speed and brightness. RF up to a maximum of 20 metres

**\*\*Only Compatible with RGB LED strip.**

**Not compatible with Tunable White or RGBW\*\***

## • ACLED/AMP/TOUCH

RGB Amplifier (Repeater) for use with ACLED/RC/TOUCH.

Repeater(s) can be added to synchronise larger installations

## • AECTO/RGBW/BTC

12-24V Bluetooth smart controller.

Max. Wattage 72W - 12V 144W - 24V

**\*\*Compatible with all single CCT, Tunable white, RGB and RGBW\*\***



ACLED/90B



ACLED/XC



ACLED/TC



ACLED/90/FB




ACLED/RC/TOUCH



ACLED/AMP/TOUCH



AMLED/LC



Link Lead Connection



ABOLED/RC/RGBW



ABOLED/RC/TW



AECTO/RGBW/BTC

CODE	DESCRIPTION	TRADE
ACLED/90B	90° Bend	£3.00
ACLED/90/FB	90° Flat Bend	£5.10
ACLED/TC	T Connector	£2.65
ACLED/XC	X Connector	£3.20
ACLED100/LL	100mm Link Lead (White and RGB)	£3.05
ACLED500/LL	500mm Link Lead (White and RGB)	£3.20
ACLED1000/LL	1000mm Link Lead (White and RGB)	£6.50
ACLED/ML	1000mm Mains Lead	£6.70
ACLED/ML/RGB	1000mm Mains Lead RGB	£6.70
ABOLED/ML/TW	1000mm Mains Lead	£6.20

CODE (ACCESSORIES)	DESCRIPTION	TRADE
ADK60W/24V	60W 24V Constant Voltage Driver	£31.25
ADK120W/24V	120W 24V Constant Voltage Driver	£40.35

CODE	DESCRIPTION	TRADE
ABOLED/ML/RGBW	1000mm Mains Lead RGB	£6.20
ACLED/RC/TOUCH	Touch RGB RF Remote Control	£44.75
ABOLED/RC/RGBW	Touch RGBW RF Remote Control	£56.50
ABOLED/RC/TW	Touch TW RF Remote Control	£54.00
ACLED/AMP/TOUCH	Touch RGB Amplifier (Repeater)	£44.30
ABOLED/AMP/RGBW	Touch RGBW RF Amplifier (Repeater)	£35.10
ABOLED/AMP/TW	Touch TW RF Amplifier (Repeater)	£35.10
AMLED/LC	Flexible Quick-fit Joint	£4.50
ABOLED/LC/RGBW	500mm Link Lead (RGBW)	£2.90
AECTO/RGBW/BTC	12 - 24V Single CCT/RGBW Controller	£235.00

CODE (ACCESSORIES)	DESCRIPTION	TRADE
ADK200W/24V	200W 24V Constant Voltage Driver	£92.00
ADK320W/24V	320W 24V Constant Voltage Driver	£245.00

# Krait 24V Plug and Play Flexible Strip 7.2W per Metre




- 24V flexible LED strip suitable for residential, hospitality and retail applications
- 24V input offers greater efficiencies and option of longer LED strip sizes
- Single colour, RGB, RGBW and tunable white flexible LED strip with self-adhesive back
- Fast fit plug and play connections remove the need for time consuming soldering of joints
- Cutting points: 3000K, 4000K: 100mm RGB, RGBW and Tunable: 167mm (only if required)
- Joint and connection accessories sold separately
- **Dimmable with LED driver ADDIM50W/24V, ADDIM100W/24V, ADDIM200W/24V (see p226 for drivers)**
- **All 24V LED strip accessories listed on p233**




Cool White




Warm White



Tunable White



RGB



Plug and Play connection



Cutting Point

INPUT	LIFETIME (HRS)	CRI	SDCM	BEAM ANGLE	CLASS	IP	WATTAGE
24V	L70 40,000	Ra 90	5	120°	3	IP20	7.2W/m

CODE	DESCRIPTION	LENGTH	CCT	LUMENS	LM/W	TRADE
AKRLED/100/CW	Cool White		4000K	734lm (per metre)	102lm (per metre)	£3.35
AKRLED/100/WW	Warm White		3000K	720lm (per metre)	100lm (per metre)	£3.35
AKRLED/100/RGB	RGB	100mm	RGB	N/A	N/A	£3.45
AKRLED/100/RGBW	RGBW		RGBW	N/A	N/A	£4.25
AKRLED/100/TW	Tunable White		Tunable White	N/A	N/A	£3.45
AKRLED/300/CW	Cool White		4000K	734lm (per metre)	102lm (per metre)	£7.95
AKRLED/300/WW	Warm White		3000K	720lm (per metre)	100lm (per metre)	£7.95
AKRLED/300/RGB	RGB	300mm	RGB	N/A	N/A	£8.60
AKRLED/300/RGBW	RGBW		RGBW	N/A	N/A	£10.25
AKRLED/300/TW	Tunable White		Tunable White	N/A	N/A	£8.60
AKRLED/500/CW	Cool White		4000K	734lm (per metre)	102lm (per metre)	£11.10
AKRLED/500/WW	Warm White		3000K	720lm (per metre)	100lm (per metre)	£11.10
AKRLED/500/RGB	RGB	500mm	RGB	N/A	N/A	£12.15
AKRLED/500/RGBW	RGBW		RGBW	N/A	N/A	£14.45
AKRLED/500/TW	Tunable White		Tunable White	N/A	N/A	£12.15

# Krait 24V Plug and Play Flexible Strip 7.2W per Metre




- 24V flexible LED strip suitable for residential, hospitality and retail applications
- 24V input offers greater efficiencies and option of longer LED strip sizes
- Single colour, RGB, RGBW and tunable white flexible LED strip with self-adhesive back
- Fast fit plug and play connections remove the need for time consuming soldering of joints
- Cutting points: 3000K, 4000K: 100mm RGB, RGBW and Tunable: 167mm (only if required)
- Joint and connection accessories sold separately
- **Dimmable with LED driver ADDIM50W/24V, ADDIM100W/24V, ADDIM200W/24V (see p226 for drivers)**
- **All 24V LED strip accessories listed on p233**




Cool White



Warm White



Tunable White



RGB



Plug and Play connection



Cutting Point

INPUT	LIFETIME (HRS)	CRI	SDCM	BEAM ANGLE	CLASS	IP	WATTAGE
24V	L70 40,000	Ra 90	5	120°	3	IP20	7.2W/m

CODE	DESCRIPTION	LENGTH	CCT	LUMENS	LM/W	TRADE
AKRLED/1000/CW	Cool White	1 Metre	4000K	734lm (per metre)	102lm (per metre)	£18.90
AKRLED/1000/WW	Warm White		3000K	720lm (per metre)	100lm (per metre)	£18.90
AKRLED/1000/RGB	RGB		RGB	N/A	N/A	£20.90
AKRLED/1000/RGBW	RGBW	2 Metre	RGBW	N/A	N/A	£24.50
AKRLED/1000/TW	Tunable White		Tunable White	N/A	N/A	£20.90
AKRLED/2000/CW	Cool White		4000K	734lm (per metre)	102lm (per metre)	£30.05
AKRLED/2000/WW	Warm White	5 Metre	3000K	720lm (per metre)	100lm (per metre)	£30.05
AKRLED/2000/RGB	RGB		RGB	N/A	N/A	£32.60
AKRLED/2000/RGBW	RGBW		RGBW	N/A	N/A	£39.00
AKRLED/2000/TW	Tunable White	Tunable White	N/A	N/A	£32.60	
AKRLED/5000/CW	Cool White	5 Metre	4000K	734lm (per metre)	102lm (per metre)	£58.50
AKRLED/5000/WW	Warm White		3000K	720lm (per metre)	100lm (per metre)	£58.50
AKRLED/5000/RGB	RGB		RGB	N/A	N/A	£62.50
AKRLED/5000/RGBW	RGBW	5 Metre	RGBW	N/A	N/A	£76.00
AKRLED/5000/TW	Tunable White		Tunable White	N/A	N/A	£62.50

# Boa 24V Plug and Play Flexible Strip **14.4W per Metre**





- 24V flexible LED strip suitable for residential, hospitality and retail applications
- 24V input offers greater efficiencies and option of longer LED strip sizes
- Single colour, RGB, RGBW and tunable white flexible LED strip with self-adhesive back
- Fast fit plug and play connections remove the need for time consuming soldering of joints
- Cutting points: 3000K, 4000K: 50mm RGB, RGBW and Tunable: 100mm (only if required)
- Joint and connection accessories sold separately
- **Dimmable with LED driver ADDIM50W/24V, ADDIM100W/24V, ADDIM200W/24V (see p226 for drivers)**
- **All 24V LED strip accessories listed on p233**



Cool White



Warm White

TUNABLE  
WHITE

RGB



Plug and Play connection



Cutting Point

INPUT	LIFETIME (HRS)	CRI	SDCM	BEAM ANGLE	CLASS	IP	WATTAGE
24V	L70 40,000	Ra 90	5	120°	3	IP20	14.4W/m

CODE	DESCRIPTION	LENGTH	CCT	LUMENS	LM/W	TRADE
ABOLED/100/CW	Cool White		4000K	1478lm (per metre)	102lm (per metre)	£5.00
ABOLED/100/WW	Warm White		3000K	1368lm (per metre)	95lm (per metre)	£5.00
ABOLED/100/RGB	RGB	100mm	RGB	N/A	N/A	£5.60
ABOLED/100/RGBW	RGBW		RGBW	N/A	N/A	£6.45
ABOLED/100/TW	Tunable White		Tunable White	N/A	N/A	£5.60
ABOLED/300/CW	Cool White		4000K	1478lm (per metre)	102lm (per metre)	£10.40
ABOLED/300/WW	Warm White		3000K	1368lm (per metre)	95lm (per metre)	£10.40
ABOLED/300/RGB	RGB	300mm	RGB	N/A	N/A	£11.55
ABOLED/300/RGBW	RGBW		RGBW	N/A	N/A	£13.65
ABOLED/300/TW	Tunable White		Tunable White	N/A	N/A	£11.55
ABOLED/500/CW	Cool White		4000K	1478lm (per metre)	102lm (per metre)	£15.70
ABOLED/500/WW	Warm White		3000K	1368lm (per metre)	95lm (per metre)	£15.70
ABOLED/500/RGB	RGB	500mm	RGB	N/A	N/A	£17.55
ABOLED/500/RGBW	RGBW		RGBW	N/A	N/A	£20.30
ABOLED/500/TW	Tunable White		Tunable White	N/A	N/A	£17.55

# Boa 24V Plug and Play Flexible Strip **14.4W per Metre**





- 24V flexible LED strip suitable for residential, hospitality and retail applications
- 24V input offers greater efficiencies and option of longer LED strip sizes
- Single colour, RGB, RGBW and tunable white flexible LED strip with self-adhesive back
- Fast fit plug and play connections remove the need for time consuming soldering of joints
- Cutting points: 3000K, 4000K: 50mm RGB, RGBW and Tunable: 100mm (only if required)
- Joint and connection accessories sold separately
- **Dimmable with LED driver ADDIM50W/24V, ADDIM100W/24V, ADDIM200W/24V (see p226 for drivers)**
- **All 24V LED strip accessories listed on p233**



Cool White



Warm White



RGB



Plug and Play connection



Cutting Point

INPUT	LIFETIME (HRS)	CRI	SDCM	BEAM ANGLE	CLASS	IP	WATTAGE
24V	L70 40,000	Ra 90	5	120°	3	IP20	14.4W/m

CODE	DESCRIPTION	LENGTH	CCT	LUMENS	LM/W	TRADE
ABOLED/1000/CW	Cool White		4000K	1478lm (per metre)	102lm (per metre)	£29.80
ABOLED/1000/WW	Warm White		3000K	1368lm (per metre)	95lm (per metre)	£29.80
ABOLED/1000/RGB	RGB	1 Metre	RGB	N/A	N/A	£32.65
ABOLED/1000/RGBW	RGBW		RGBW	N/A	N/A	£38.70
ABOLED/1000/TW	Tunable White		Tunable White	N/A	N/A	£32.65
ABOLED/2000/CW	Cool White		4000K	1478lm (per metre)	102lm (per metre)	£51.00
ABOLED/2000/WW	Warm White		3000K	1368lm (per metre)	95lm (per metre)	£51.00
ABOLED/2000/RGB	RGB	2 Metre	RGB	N/A	N/A	£56.00
ABOLED/2000/RGBW	RGBW		RGBW	N/A	N/A	£65.50
ABOLED/2000/TW	Tunable White		Tunable White	N/A	N/A	£56.00
ABOLED/5000/CW	Cool White		4000K	1478lm (per metre)	102lm (per metre)	£120.00
ABOLED/5000/WW	Warm White		3000K	1368lm (per metre)	95lm (per metre)	£120.00
ABOLED/5000/RGB	RGB	5 Metre	RGB	N/A	N/A	£132.00
ABOLED/5000/RGBW	RGBW		RGBW	N/A	N/A	£163.00
ABOLED/5000/TW	Tunable White		Tunable White	N/A	N/A	£132.00





# 12V Strip

Our super reliable, trusted 12V strip ranges, Cobra and Adder, are an installers dream. Solder free, plug and play connections across the family ensures the ranges are easily installed with no mess or waste. High and low output versions and a range of accessories and LED drivers to suit ensure you will be able to find the perfect basket of products for any shape or size kitchen or living space.

## Adder 12V 7.2W per Metre (p240 - p241)

The Adder strip is the perfect solution for achieving the subtle accent lighting in any dwelling. The low output (around 500 Lm/M) allows the install to combine form and function; installing discreetly under kitchen cabinets, coving or kickboards in kitchens.

### Suitable for use in



**Residential Applications**  
Inside coving, small bedrooms and living spaces

## Cobra 12V LED 14.4W per (p242 - p243)

Slim profile, high output (1,000 Lm/M), easy to install utilising the self-adhesive back or in an extrusion, Cobra offers the versatility to be either your main light source or accent lighting at home.

### Suitable for use in



**Residential Applications**  
Inside coving and large open living areas

# 12V Strip Accessories



## • Joints

Easy fast-fit range of plug-in connections

## • ACLED/RC/TOUCH

Visible colour spectrum for easy finger touch control. Memory function for colour, mode, speed and brightness. RF up to a maximum of 20 metres

**\*\*Only Compatible with RGB LED strip.**

**Not compatible with Tunable White or RGBW\*\***

## • ACLED/AMP/TOUCH

RGB Amplifier (Repeater) for use with ACLED/RC/TOUCH.

Repeater(s) can be added to synchronise larger installations

## • AOCTO/RGBW/BTC

12-24V Bluetooth smart controller.

Max. Wattage 72W - 12V 144W - 24V

**\*\*Compatible with all single CCT, Tunable white, RGB and RGBW\*\***



ACLED/90B



ACLED/XC



ACLED/TC



ACLED/90/FB



ACLED/RC/TOUCH




ACLED/AMP/TOUCH



AOCTO/RGBW/BTC



AMLED/LC



Link Lead  
Connection



CODE	DESCRIPTION	TRADE
ACLED/90B	90° Bend	£3.00
ACLED/90/FB	90° Flat Bend	£5.10
ACLED/TC	T Connector	£2.65
ACLED/XC	X Connector	£3.20
ACLED100/LL	100mm Link Lead (White and RGB)	£3.05
ACLED500/LL	500mm Link Lead (White and RGB)	£3.20
ACLED1000/LL	1000mm Link Lead (White and RGB)	£6.50

CODE	DESCRIPTION	TRADE
ACLED/ML	1000mm Mains Lead	£6.70
ACLED/ML/RGB	1000mm Mains Lead RGB	£6.70
ACLED/RC/TOUCH	Touch RGB RF Remote Control	£44.75
ACLED/AMP/TOUCH	Touch RGB Amplifier (Repeater)	£44.30
AMLED/LC	Flexible Quick-fit Joint	£4.50
AOCTO/RGBW/BTC	12 - 24V Single CCT/RGBW Controller	£235.00

CODE (ACCESSORIES)	DESCRIPTION	TRADE
AD30W/12V	30W 12V Constant Voltage Driver	£20.00
AD75W/12V	75W 12V Constant Voltage Driver	£41.55

CODE (ACCESSORIES)	DESCRIPTION	TRADE
ADDIM75W/12V	75W 12V Dimmable (1-10V or Switch Dim)	£106.00

# Adder 12V Plug and Play Flexible Strip **7.2W per Metre**



- 12V flexible LED strip suitable for residential applications
- Single colour and RGB flexible LED strip with self-adhesive back
- Fast fit plug and play connections remove the need for time consuming soldering of joints
- Cutting points every 100mm (only if required)
- Joint and connection accessories sold separately
- Voltage drop of 1.5V per 5 metres
- **Dimmable with LED driver ADDIM50W/12V, ADDIM75W/12V, ADDIM100W/12V (see p226 for drivers)**
- **All 12V LED strip accessories listed on p239**



Cool White



Warm White



RGB



Plug and Play connection



Cutting Point

INPUT	LIFETIME (HRS)	CRI	SDCM	BEAM ANGLE	CLASS	IP	WATTAGE
12V	L70 40,000	Ra 80	5	120°	3	IP20	7.2W/m

CODE	DESCRIPTION	LENGTH	CCT	LUMENS	LM/W	TRADE
AADLED/100/CW	Cool White		4000K	520lm (per metre)	80lm (per metre)	£3.60
AADLED/100/WW	Warm White	100mm	3000K	495lm (per metre)	75lm (per metre)	£3.60
AADLED/100/RGB	RGB		RGB	N/A	N/A	£3.70
AADLED/300/CW	Cool White		4000K	520lm (per metre)	80lm (per metre)	£8.65
AADLED/300/WW	Warm White	300mm	3000K	495lm (per metre)	75lm (per metre)	£8.65
AADLED/300/RGB	RGB		RGB	N/A	N/A	£9.45
AADLED/500/CW	Cool White		4000K	520lm (per metre)	80lm (per metre)	£12.10
AADLED/500/WW	Warm White	500mm	3000K	495lm (per metre)	75lm (per metre)	£12.10
AADLED/500/RGB	RGB		RGB	N/A	N/A	£13.35

# Adder 12V Plug and Play Flexible Strip **7.2W per Metre**



- 12V flexible LED strip suitable for residential applications
- Single colour and RGB flexible LED strip with self-adhesive back
- Fast fit plug and play connections remove the need for time consuming soldering of joints
- Cutting points every 100mm (only if required)
- Joint and connection accessories sold separately
- Voltage drop of 1.5V per 5 metres
- **Dimmable with LED driver ADDIM50W/12V, ADDIM75W/12V, ADDIM100W/12V (see p226 for drivers)**
- **All 12V LED strip accessories listed on p239**



Cool White



Warm White



RGB



Plug and Play connection



Cutting Point

INPUT	LIFETIME (HRS)	CRI	SDCM	BEAM ANGLE	CLASS	IP	WATTAGE
12V	L70 40,000	Ra 80	5	120°	3	IP20	7.2W/m

CODE	DESCRIPTION	LENGTH	CCT	LUMENS	LM/W	TRADE
AADLED/1000/CW	Cool White	1 Metre	4000K	520lm (per metre)	80lm (per metre)	£20.75
AADLED/1000/WW	Warm White		3000K	495lm (per metre)	75lm (per metre)	£20.75
AADLED/1000/RGB	RGB		RGB	N/A	N/A	£22.85
AADLED/2000/CW	Cool White	2 Metre	4000K	520lm (per metre)	80lm (per metre)	£33.00
AADLED/2000/WW	Warm White		3000K	495lm (per metre)	75lm (per metre)	£33.00
AADLED/2000/RGB	RGB		RGB	N/A	N/A	£35.70
AADLED/5000/CW	Cool White	5 Metre	4000K	520lm (per metre)	80lm (per metre)	£64.00
AADLED/5000/WW	Warm White		3000K	495lm (per metre)	75lm (per metre)	£64.00
AADLED/5000/RGB	RGB		RGB	N/A	N/A	£67.50

# Cobra 12V Plug and Play Flexible Strip 14.4W per Metre




- 12V single colour and RGB flexible LED strip for residential applications
- High density (brightness) single colour and RGB flexible LED strip with self-adhesive back
- Fast fit plug and play connections remove the need for time consuming soldering of joints
- Cutting points every 50mm (only if required)
- Joint and connection accessories sold separately
- Voltage drop of 1.5V per 5 metres
- **Dimmable with LED driver ADDIM50W/12V, ADDIM75W/12V, ADDIM100W/12V (see p226 for drivers)**
- **All 12V LED strip accessories listed on p239**




Cool White



Warm White



RGB



Plug and Play connection



Cutting Point

INPUT	LIFETIME (HRS)	CRI	SDCM	BEAM ANGLE	CLASS	IP	WATTAGE
12V	L70 40,000	Ra 80	5	120°	3	IP20	14.4W/m

CODE	DESCRIPTION	LENGTH	CCT	LUMENS	LM/W	TRADE
ACLED/100/CW	Cool White		4000K	1000lm (per metre)	76lm (per metre)	£5.50
ACLED/100/WW	Warm White	100mm	3000K	950lm (per metre)	73lm (per metre)	£5.50
ACLED/100/RGB	RGB		RGB	N/A	N/A	£6.15
ACLED/300/CW	Cool White		4000K	1000lm (per metre)	76lm (per metre)	£11.50
ACLED/300/WW	Warm White	300mm	3000K	950lm (per metre)	73lm (per metre)	£11.50
ACLED/300/RGB	RGB		RGB	N/A	N/A	£12.65
ACLED/500/CW	Cool White		4000K	1000lm (per metre)	76lm (per metre)	£17.20
ACLED/500/WW	Warm White	500mm	3000K	950lm (per metre)	73lm (per metre)	£17.20
ACLED/500/RGB	RGB		RGB	N/A	N/A	£19.25

# Cobra 12V Plug and Play Flexible Strip 14.4W per Metre




- 12V single colour and RGB flexible LED strip for residential applications
- High density (brightness) single colour and RGB flexible LED strip with self-adhesive back
- Fast fit plug and play connections remove the need for time consuming soldering of joints
- Cutting points every 100mm (only if required)
- Joint and connection accessories sold separately
- Voltage drop of 1.5V per 5 metres
- **Dimmable with LED driver ADDIM50W/12V, ADDIM75W/12V, ADDIM100W/12V (see p226 for drivers)**
- **All 12V LED strip accessories listed on p239**



Cool White



Warm White



RGB



Plug and Play connection



Cutting Point

INPUT	LIFETIME (HRS)	CRI	SDCM	BEAM ANGLE	CLASS	IP	WATTAGE
12V	L70 40,000	Ra 80	5	120°	3	IP20	14.4W/m

CODE	DESCRIPTION	LENGTH	CCT	LUMENS	LM/W	TRADE
ACLED/1000/CW	Cool White	1 Metre	4000K	1000lm (per metre)	76lm (per metre)	£32.65
ACLED/1000/WW	Warm White	1 Metre	3000K	950lm (per metre)	73lm (per metre)	£32.65
ACLED/1000/RGB	RGB		RGB	N/A	N/A	£35.75
ACLED/2000/CW	Cool White	2 Metre	4000K	1000lm (per metre)	76lm (per metre)	£56.00
ACLED/2000/WW	Warm White	2 Metre	3000K	950lm (per metre)	73lm (per metre)	£56.00
ACLED/2000/RGB	RGB		RGB	N/A	N/A	£61.50
ACLED/5000/CW	Cool White	5 Metre	4000K	1000lm (per metre)	76lm (per metre)	£131.00
ACLED/5000/WW	Warm White	5 Metre	3000K	950lm (per metre)	73lm (per metre)	£131.00
ACLED/5000/RGB	RGB		RGB	N/A	N/A	£147.00

# Python White Flexible Strip Kits




- 5 metre flexible strip kit with self-adhesive back suitable for semi-commercial and residential applications
- Flexible quick-fit joint included
- Fast and easy-fit plug and play connection from driver to LED strip
- Cutting point every 80mm
- 6W per metre




Each Kit Includes:-




LED Driver



5M Strip



Plug-in Connection from Strip to Driver



Flexible Quick-Fit Joint

INPUT	HERTZ	TEMP	LIFETIME (HRS)	SDCM	BEAM ANGLE	CLASS	IP
230V	50/60Hz	-15°C to 45°C	L70 20,000	6	120°	2	IP20

CODE	DESCRIPTION	WATTAGE	CCT	LUMENS	LM/W	TRADE
APYLED/KIT/CW	Cool White	22W	4000K	1800lm	80lm	£60.00
APYLED/KIT/WW	Warm White	22W	3000K	1600lm	75lm	£60.00

CODE (ACCESSORIES)	DESCRIPTION	TRADE
AMLED/LC	Flexible Quick-Fit Joint	£4.50

# Viper RGB Flexible Strip Kit



- 5 metre RGB flexible strip kit with self-adhesive back suitable for semi-commercial and residential applications
- Flexible quick-fit joint included
- Easy fit plug and play connection
- Cutting point every 100mm
- 7.2W per metre


Each Kit Includes:-



Receiver



5M RGB Strip



Flexible Quick-Fit Joint



IR Controller



Power Supply

INPUT	HERTZ	TEMP	LIFETIME (HRS)	SDCM	BEAM ANGLE	CLASS	IP
230V	50/60Hz	-20°C to 45°C	L70 25,000	5	120°	2	IP20

CODE	DESCRIPTION	WATTAGE	CCT	TRADE
AVLED/KIT	5 Metre LED Strip Kit - RGB	36W	RGB	£75.00

CODE (ACCESSORIES)	DESCRIPTION	TRADE
AMLED/LC	Flexible Quick-Fit Joint	£4.50





# Mamba Tunable White Flexible Strip Kit



- 5 metre flexible strip kit with self-adhesive back suitable for semi-commercial and residential applications
- Flexible quick-fit joint included
- Tunable white between 2500K and 6500K colour temperatures
- Adjustable brightness
- Easy fit plug and play connection
- Cutting point every 55mm
- 6W per metre




Each Kit Includes:-



Receiver



5M Tunable Strip



Flexible Quick-Fit Joint



IR Controller



Power Supply

INPUT	HERTZ	TEMP	LIFETIME (HRS)	SDCM	BEAM ANGLE	CLASS	IP
230V	50/60Hz	-20°C to 45°C	L70 25,000	5	120°	2	IP20

CODE	DESCRIPTION	WATTAGE	CCT	TRADE
AMLED/KIT/TUNE	5 Metre LED Strip Kit - Tunable White	30W	2500K to 6500K	£95.50

CODE (ACCESSORIES)	DESCRIPTION	TRADE
AMLED/LC	Flexible Quick-fit Joint	£4.50

# Matrix CCT Linklight



- CCT Selectable LED linklight with integral driver suitable for residential and hospitality applications
- Side mounted switch allows installer the choice of 3000K or 4000K colour temperature options
- Moulded spine fitted with integral switch and fixed diffuser
- c/w angled and straight fixing clips
- Supplied c/w 1.5m mains power lead
- Linkable up to a maximum of twelve fittings
- Non-dimmable



INPUT	HERTZ	TEMP	LIFETIME (HRS)	CRI	SDCM	BEAM ANGLE	CLASS	IP
230V	50/60Hz	-10°C to 40°C	L70 25,000	Ra 80	6	100°	2	IP20

CODE	DESCRIPTION	WATTAGE	CCT	LUMENS	LM/W	A	UGR	TRADE
AMALED20/CCT	CCT Selectable	3W	3000K/4000K	290lm (4000K)	97lm (4000K)	220mm	28	£17.15
AMALED50/CCT		7W		712lm (4000K)	102lm (4000K)	525mm	28	£22.30
AMALED80/CCT		13W		1320lm (4000K)	102lm (4000K)	858mm	28	£32.30
AMALED120/CCT		18W		1844lm (4000K)	102lm (4000K)	1158mm	28	£38.90

CODE (ACCESSORIES)	DESCRIPTION	TRADE
A250TLL/T5	250mm Link Lead	£3.40
A500TLL/T5	500mm Link Lead	£3.80

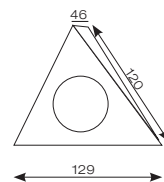
CODE (ACCESSORIES)	DESCRIPTION	TRADE
A1000TLL/T5	1000mm Link Lead	£3.90




# Reveal Tri-Light



- Surface under cabinet downlight
- suitable for residential applications
- Pre-wired with 1.5 metres of mains cable for fast installation
- Direct replacement for traditional halogen
- Non-dimmable



Cool White



Warm White

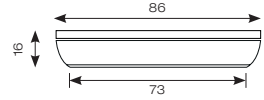
INPUT	HERTZ	TEMP	LIFETIME (HRS)	CRI	SDCM	BEAM ANGLE	CLASS	IP
230V	50/60Hz	-10°C to 40°C	L70 54,000	Ra 80	6	110°	2	IP20

CODE	DESCRIPTION	WATTAGE	CCT	LUMENS	LM/W	UGR	TRADE
ARLEDTL/CW	Cool White	2W	4000K	123lm	61lm	27	£21.05
ARLEDTL/WW	Warm White	2W	3000K	111lm	56lm	25	£21.05

# Reveal Cabinet Light



- Low profile surface mounted cabinet light suitable for residential applications
- Pre-wired with 1.5 metres of mains cable for fast installation
- Direct replacement for traditional halogen
- Non-dimmable



White



Silver

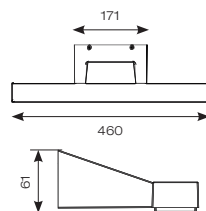
INPUT	HERTZ	TEMP	LIFETIME (HRS)	CRI	SDCM	BEAM ANGLE	CLASS	IP
230V	50/60Hz	-10°C to 25°C	L70 54,000	Ra 80	6	110°	2	IP20

CODE	DESCRIPTION	WATTAGE	CCT	LUMENS	LM/W	UGR	TRADE
ARCLED/CW/W	Cool White - White	2W	4000K	146lm	73lm	24	£14.80
ARCLED/CW/SS	Cool White - Silver	2W	4000K	146lm	73lm	24	£14.80
ARCLED/WW/W	Warm White - White	2W	3000K	132lm	66lm	26	£14.80
ARCLED/WW/SS	Warm White - Silver	2W	3000K	132lm	66lm	26	£14.80


# Kaiser Bathroom Light



- Architectural and modern bathroom light suitable for residential and hospitality applications
- Downward directional light output provides optimum illumination around sink and mirror area
- Die-cast aluminium finish in black or white in either 3000K or 4000K colour temperature options
- Non-dimmable



Black



White

INPUT	HERTZ	TEMP	LIFETIME (HRS)	CRI	SDCM	BEAM ANGLE	CLASS	IP
230V	50Hz	0°C to 25°C	L70 50,000	Ra 90	3	110°	2	IP44

CODE	DESCRIPTION	WATTAGE	CCT	LUMENS	LM/W	UGR	TRADE
AKAILED/W/CW	Cool White - White	15W	4000K	1000lm	63lm	30	£78.50
AKAILED/B/CW	Cool White - Black	15W	4000K	1000lm	63lm	30	£78.50
AKAILED/W/WW	Warm White - White	15W	3000K	940lm	59lm	28	£78.50
AKAILED/B/WW	Warm White - Black	15W	3000K	940lm	59lm	28	£78.50

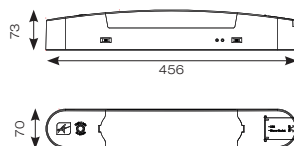




## Profile Dual Voltage Razor Light



- Ultra-slim unobtrusive modern dual voltage LED bathroom light suitable for residential and hospitality applications
- Directional light output provides optimum facial illumination
- All switches SELV rated for ultimate safety
- Night light function with four minute timed override switch for full power output
- Only 1.8W power consumption in night light mode
- Optional wiring facility for remote bedside operation of night light function
- USB 2A charge port
- 110/230V selectable shaver output and isolating transformer



Access to shaver connection and USB charge port via hinged protective cover. Simple SELV switch provides the ability to select required voltage.



Easy to operate SELV switch function provides the ability to select 100% brightness, night light mode and on/off settings.



Illuminated soft touch SELV switch for night light, with four minute timed override providing full brightness when required.

INPUT	HERTZ	TEMP	LIFETIME (HRS)	CRI	BEAM ANGLE	CLASS	IP
230V	50/60Hz	0°C to 40°C	L70 50,000	Ra 70	60/80°	1	IP20

CODE	DESCRIPTION	WATTAGE	CCT	LUMENS	LM/W	UGR	TRADE
APLEDDVRL	Cool White	8W	4000K	436lm	55lm	22	£55.00

## Dual Voltage Razor Light



- Modern profile razor light with dual voltage options (110/230V) and isolating transformer
- Polycarbonate body and diffuser
- Pull cord for illumination
- Prismatic diffuser

### Dimensions

- Length 493mm
- Width 60mm
- Depth 71mm



CODE	DESCRIPTION	WATTAGE	LAMP	BEAM ANGLE	CLASS	IP	TRADE
ADVRL	Razor Light	60W	284mm Strip	60/80°	1	IP20	£33.50

## Dual Voltage Shaver Socket



- Modern profile shaver socket with isolating transformer
- 115V and 230V outputs
- Supplied with screws and plastic covers



CODE	DESCRIPTION	CLASS	IP	TRADE
ADVSS	Dual Voltage Shaver Socket	1	IP20	£20.40