



**Wiring Accessories
for every installation...**

- **STUDIO Range**
- **REGAL Range**
- **Metalclad Range**
- **Weatherproof Range**
- **RCD Sockets & Spurs**

Also...

**Pull Switches, Pendants,
Junction Boxes, Pattress
and Dry Lining Boxes**

Approved to BS EN standards

Overview

Shield wiring accessories give users a real choice for every interior. The classic **Studio** range in white plastic with smooth, curved edges and hidden fixing screws for the traditional look, or the elegant **Regal** range offers screwless brushed stainless steel for upmarket style. Both ranges have a super slim overall depth and excellent terminal sizes so that cable looping can be carried out without trouble.

Our **Metalclad** and **Weatherproof** ranges offer surface mounting options for garages, factories and gardens where external influences need to be taken

into account. Combined with our **RCD Sockets** and **Spurs** there is a Shield solution for every installation.

To complement our wall mounted accessories there is also a choice of **ceiling switches, lamp holders** and **junction boxes**, all backed by the excellent reputation of the **Shield** brand.

Studio Range

- White plastic with hidden fixings
- Slim profile design



Page 3

Regal Range

- Brushed stainless steel
- Screwless front plate



Page 7

Metalclad Range

- Ideal for use with conduit
- Durable powder coated surface



Page 12

Weatherproof Range

- IP66 ingress protection
- Robust polycarbonate body



Page 14

RCD Sockets & Spurs

- Plastic and metalclad versions
- 30mA for additional protection



Page 16

Installation Accessories

- Pendants & Ceiling Switches
- Junction Boxes etc.

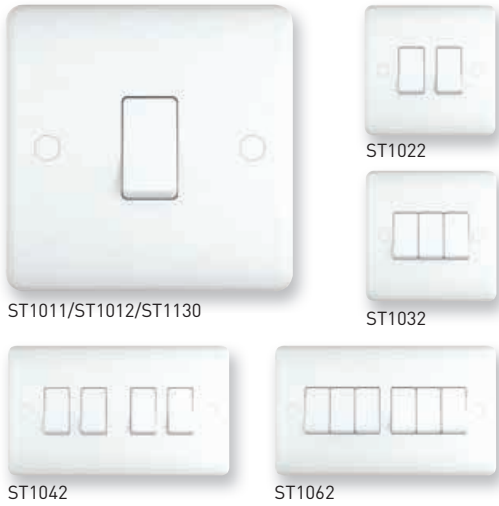


Page 18

studio Range

CE BS EN


1 & 2 WAY SWITCHES



1 & 2 WAY SWITCHES	
CAT. NO.	DESCRIPTION
ST1011	1 Gang 1 Way Switch
ST1012	1 Gang 2 Way Switch
ST1022	2 Gang 2 Way Switch
ST1032	3 Gang 2 Way Switch
ST1042	4 Gang 2 Way Switch
ST1062	6 Gang 2 Way Switch

1 & 2 WAY SWITCHES	
CAT. NO.	DESCRIPTION
ST1130	1 Gang Intermediate Switch

DIMMER SWITCHES



DIMMER SWITCHES FOR LED LIGHTS	
CAT. NO.	DESCRIPTION
ST1412-LED1	1 Gang 2 Way Dimmer for LED
ST1422-LED1	2 Gang 2 Way Dimmer for LED
ST1432-LED1	3 Gang 2 Way Dimmer for LED
ST1442-LED	4 Gang 2 Way Dimmer for LED

DIMMER SWITCHES	
CAT. NO.	DESCRIPTION
ST1412	400W 1 Gang 2 Way Dimmer
ST1422	400W 2 Gang 2 Way Dimmer
ST1432	400W 3 Gang 2 Way Dimmer
ST1442	400W 4 Gang 2 Way Dimmer

SPACER PLATES



SPACER PLATES	
CAT. NO.	DESCRIPTION
ST2601	1 Gang Spacer Plate
ST2602	2 Gang Spacer Plate

BELL SWITCHES



BELL SWITCHES	
CAT. NO.	DESCRIPTION
ST1000B	Bell Switch Bell
ST1000P	Bell Switch Press

studio Range

CE BS EN

ISOLATOR SWITCH



ST1111

ISOLATOR SWITCH

CAT. NO.	DESCRIPTION
ST1111	3-Pole Fan Isolator Switch

1 GANG DP SWITCHES



ST1145



ST1245



ST1146



ST1246



ST1240



ST1241

1 GANG DP SWITCHES

CAT. NO.	DESCRIPTION
ST1145	45A 1 Gang Double Pole Switch
ST1146	45A 1 Gang Double Pole Switch with Neon
ST1240	20A 1 Gang Double Pole Switch
ST1241	20A 1 Gang Double Pole Switch with Neon
ST1245	45A 1 Gang Double Pole Switch, Large Plate
ST1246	45A 1 Gang Double Pole Switch w/ Neon, Large Plate

COOKER CONTROL UNITS



ST1345



ST1346

COOKER CONTROL UNITS

CAT. NO.	DESCRIPTION
ST1345	45A Cooker Control Unit
ST1346	45A Cooker Control Unit with Neons

FLEX OUTLET



ST2520



ST2545

FLEX OUTLET

CAT. NO.	DESCRIPTION
ST2520	20A Flex Outlet
ST2545	45A Flex Outlet

studio Range

CE BS EN

SWITCHED SOCKETS & SPUR UNITS



ST2015



ST2022



ST2011/ST2012



ST2130



ST2131



ST2132



ST2133/ST2134

13A, 1 & 2 GANG SWITCHED SOCKETS & SPUR UNITS

CAT. NO.	DESCRIPTION
ST2711	13A 1 Gang Unswitched Socket, Single Pole
ST2011	13A 1 Gang Switched Socket, Single Pole
ST2012	13A 1 Gang Switched Socket, Double Pole
ST2015	13A 1 Gang Switched Socket with Neon, Double Pole
ST2021	13A 2 Gang Switched Socket, Single Pole
ST2022	13A 2 Gang Switched Socket, Double Pole
ST2025	13A 2 Gang Switched Socket with Neon, Double Pole
ST2130	13A Unswitched Connection Unit
ST2131	13A Unswitched Fuse Connection Unit with Neon
ST2132	13A Switched Fuse Connection Unit
ST2133	13A Switched Fuse Connection Unit with Neon
ST2134	13A Switched Fuse Connection Unit Flex Outlet with Neon
ST2135	13A Switched Fuse Connection Unit Flex Outlet

SHAVER UNIT



ST2213

SHAVER UNIT

CAT. NO.	DESCRIPTION
ST2213	Shaver Socket 230/115V

SWITCHED SOCKETS WITH USB OUTLET



ST2320



ST2310

1 & 2 GANG SWITCHED SOCKETS WITH USB OUTLET

CAT. NO.	DESCRIPTION
ST2310	1 Gang 13A Switched Socket with 1 x 2.1A USB Outlet
ST2320	2 Gang 13A Switched Socket with Combined 3.1A USB Outlets

studio Range

CE BS EN

TV & SATELLITE SOCKETS



ST2204



ST2203



ST2205

TV & SATELLITE SOCKETS

CAT. NO.	DESCRIPTION
ST2201	1 Gang TV Socket
ST2202	2 Gang TV Socket
ST2203	TV + Satellite Socket
ST2204	1 Gang Satellite Socket
ST2205	2 Gang Satellite Socket

DATA PLATES



ST2404



ST2402

DATA PLATES

CAT. NO.	DESCRIPTION	
ST2402	Single Data Plate	2 Modules
ST2404	Double Data Plate	4 Modules

TELEPHONE & DATA SOCKETS



ST2207



ST2209



ST2211



ST2212

TELEPHONE & DATA SOCKETS

CAT. NO.	DESCRIPTION
ST2207	1 Gang Tel Secondary Socket, BT
ST2208	1 Gang Tel Master Socket, BT
ST2209	2 Gang Tel Socket, BT
ST2210	2 Gang Tel Socket, Master BT
ST2211	1 Gang Data Socket RJ45 Cat 5
ST2212	2 Gang Data Socket RJ45 Cat 5
ST2261	1 Gang Data Socket Cat 6

SHIELD

CHINT EUROPE (UK) LTD



The Brushed Stainless Steel
REGAL Range
of Wiring Accessories

- Switches, Sockets & Cooker Units
- Brushed stainless steel
- Attractive slimline appearance
- Pre-fitted gasket to prevent wall staining in the event of dampness
- Hidden fixings
- Approved to BS EN standards

REGAL Range

CE BS EN

1 & 2 WAY SWITCHES



SLM-1012BCBM



SLM-1022BCBM



SLM-1032BCBM



SLM-1042BCBM



SLM-1062BCBM



1 & 2 WAY SWITCHES

CAT. NO.	DESCRIPTION
SLM-1012BCBM	1 Gang 2 Way Switch
SLM-1022BCBM	2 Gang 2 Way Switch
SLM-1032BCBM	3 Gang 2 Way Switch
SLM-1042BCBM	4 Gang 2 Way Switch
SLM-1062BCBM	6 Gang 2 Way Switch

INTERMEDIATE SWITCH

CAT. NO.	DESCRIPTION
SLM-1130BCBM	1 Gang Intermediate Switch

DIMMER SWITCHES



SLM-1412BCBM



SLM-1422BCBM



SLM-1432BCBM

DIMMER SWITCHES FOR LED LIGHTS

CAT. NO.	DESCRIPTION
SLM-1412BCBM-LED1	1 Gang 2 Way Dimmer for LED
SLM-1422BCBM-LED1	2 Gang 2 Way Dimmer for LED
SLM-1432BCBM-LED1	3 Gang 2 Way Dimmer for LED
SLM-1442BCBM-LED1	4 Gang 2 Way Dimmer for LED

DIMMER SWITCHES

CAT. NO.	DESCRIPTION
SLM-1412BCBM	400W 1 Gang 2 Way Dimmer
SLM-1422BCBM	400W 2 Gang 2 Way Dimmer
SLM-1432BCBM	400W 3 Gang 2 Way Dimmer
SLM-1442BCBM	400W 4 Gang 2 Way Dimmer

BELL SWITCH

BELL SWITCH

CAT. NO.	DESCRIPTION
SLM-1000BBCBM	Bell Switch Bell

REGAL Range

CE BS EN

ISOLATOR SWITCH



SLM-1111BCBM

ISOLATOR SWITCH

CAT. NO.	DESCRIPTION
SLM-1111BCBM	3-Pole Fan Isolator Switch

1 GANG DP SWITCHES



SLM-1146BCBM



SLM-1241BCBM



SLM-1245BCBM



SLM-1246BCBM

20A & 45A, 1 GANG DP SWITCHES

CAT. NO.	DESCRIPTION
SLM-1240BCBM	20A 1 Gang Double Pole Switch
SLM-1241BCBM	20A 1 Gang Double Pole Switch with Neon
SLM-1145BCBM	45A 1 Gang Double Pole Switch
SLM-1146BCBM	45A 1 Gang Double Pole Switch with Neon
SLM-1245BCBM	45A 1 Gang Double Pole Switch, Large Plate
SLM-1246BCBM	45A 1 Gang Double Pole Switch w/ Neon, Large Plate

COOKER CONTROL UNITS



SLM-1345BCBM



SLM-1346BCBM

COOKER CONTROL UNITS

CAT. NO.	DESCRIPTION
SLM-1345BCBM	45A Cooker Control Unit
SLM-1346BCBM	45A Cooker Control Unit with Neons

REGAL Range

CE BS EN


SWITCHED & UNSWITCHED SOCKETS AND SPURS



SLM-2022BCBM



SLM-2012BCBM



SFS-2010



SFS-2020

SWITCHED & UNSWITCHED SOCKETS

CAT. NO.	DESCRIPTION
SLM-2012BCBM	13A 1 Gang Switched Socket, Double Pole
SLM-2022BCBM	13A 2 Gang Switched Socket, Double Pole
SLM-2130BCBM	13A Unswitched Fused Spur Unit
SLM-2131BCBM	13A Unswitched Fuse Connection Unit w/ Neon
SLM-2132BCBM	13A Switched Fuse Connection Unit
SLM-2133BCBM	13A Switched Fuse Connection Unit w/ Neon
SLM-2134BCBM	13A Switched Fuse Connection Unit Flex Outlet with Neon
SLM-2135BCBM	13A Switched Fuse Connection Unit Flex Outlet

FLOOR SOCKET WITH SPRING HINGED COVER

CAT. NO.	DESCRIPTION
SFS-2010	13A Single Floor Socket with Spring Hinged Cover
SFS-2020	13A Double Floor Socket with Spring Hinged Cover

SHAVER UNIT



SLM-2211BCBM

SHAVER UNIT

CAT. NO.	DESCRIPTION
SLM-2211BCBM	Shaver Socket 230/115V

SWITCHED SOCKETS WITH USB OUTLET



SLM-2320BCBM



SLM-2310BCBM

1 & 2 GANG SWITCHED SOCKETS W/ USB OUTLET

CAT. NO.	DESCRIPTION
SLM-2310BCBM	1 Gang 13A Switched Socket with 1 x 2.1A USB Outlet
SLM-2320BCBM	2 Gang 13A Switched Socket with Combined 3.1A USB Outlets

REGAL Range

CE BS EN

TV, TELEPHONE & DATA SOCKETS



SLM-2204BCBM



SLM-2205BCBM



SLM-2210BCBM



TV, TELEPHONE & DATA SOCKETS	
CAT. NO.	DESCRIPTION
SLM-2201BCBM	1 Gang TV Socket
SLM-2202BCBM	2 Gang TV Socket
SLM-2203BCBM	TV + Satellite Socket
SLM-2204BCBM	1 Gang Satellite Socket
SLM-2205BCBM	2 Gang Satellite Socket
SLM-2206BCBM	1 Gang Telephone Secondary Socket, BT
SLM-2207BCBM	1 Gang Telephone Master Socket
SLM-2208BCBM	2 Gang Telephone Socket, BT
SLM-2209BCBM	2 Gang Telephone Socket, Master
SLM-2210BCBM	1 Gang Data Socket RJ45 Cat 5

DATA PLATES & MODULES



SLM-2404BCBM



SLM-2402BCBM



SWR011



SWR012



SWR013



SWR021



SWR022



SWR101



SWR121



SWR171



SWR181



SWR201


DATA PLATES & MODULES		
CAT. NO.	DESCRIPTION	in mm
SLM-2402BCBM	Single Data Plate	2 Modules
SLM-2404BCBM	Double Data Plate	4 Modules
SWR001	Blank Plate	25 x 50
SWR002	Quarter Blank Plate	12.5 x 50
SWR011	TV Outlet	25 x 50
SWR012	Radio	25 x 50
SWR013	F Connector	25 x 50
SWR021	TV/Radio	50 x 50
SWR022	TV/SAT	50 x 50
SWR031	TV/Radio/SAT	50 x 50
SWR101	BT Slave	25 x 50
SWR102	BT Master	25 x 50
SWR111	PCB TV Socket	25 x 50
SWR121	Terminal F Connector	25 x 50
SWR141	RJ11	25 x 50
SWR151	RJ45 CAT5e	25 x 50
SWR161	RJ45 CAT6 Module	25 x 50
SWR171	HDMI Mounted Socket	25 x 50
SWR181	USB Mounted Socket	25 x 50
SWR201	USB Charger, 2100 mA	50 x 50
SWR430	16A Euro Socket	50 x 50
SWR450	5A 3 Round Pin Socket	50 x 50

SHIELD

CHINT EUROPE (UK) LTD

Metal Clad Switches & Sockets

- Ideal for use with conduit
- Supplied with heavy duty 40mm back box
- Durable powder coated surface
- 20mm knockouts on all sides




SM Series

CE BS EN

METAL CLAD SWITCHES & SOCKETS



Premium grade steel



SM SERIES – SWITCHES	
CAT. NO.	DESCRIPTION
SM1012	10A 1 Gang 2 Way Light Switch
SM1022	10A 2 Gang 2 Way Light Switch
SM1032	10A 3 Gang 2 Way Light Switch
SM1042	10A 4 Gang 2 Way Light Switch
SM1145	45A Double Pole Switch (Vertical Plate)
SM1146	45A Double Pole Switch with Neon (Vertical Plate)
SM1240	20A Double Pole Switch
SM1241	20A Double Pole Switch with Neon

- BS EN 60669-1

SM SERIES – SOCKETS & SPURS	
CAT. NO.	DESCRIPTION
SM2711	13A 1 Gang Unswitched Socket
SM2011	13A 1 Gang Switched Socket
SM2021	13A 2 Gang Switched Socket
SM2130	13A Unswitched Fused Spur
SM2132	13A Switched Fused Spur
SM2133	13A Switched Fused Spur with Neon
SM2135	13A Switched Fused Spur with Flex Outlet

- BS 1363

SM SERIES – SPARE BACK BOXES	
CAT. NO.	DESCRIPTION
SM4001	1 Gang Back Box 40mm
SM4002	2 Gang Back Box 40mm

SHIELD

CHINT EUROPE (UK) LTD

IP66



Weatherproof Wiring Accessories

- Robust polycarbonate enclosure
- Screw covers provided to hide fixings and maintain IP rating
- Drain-hole cutout to prevent condensation build up
- Approved to BS EN standards
- 20mm knockouts on all sides and 20mm cutout on rear
- Earth terminal in back box

SWP Series

CE BS EN

IP66 WIRING ACCESSORIES



Ideal for garden lighting



SWP3012/SWP301D



SWP3022



SWP4012



SWP4090



SWP4100



SWP4191



SWP8613 (closed)



SWP8613 (open)



SWP8623 (closed)



SWP8623 (open)

SWP SERIES – SWITCHES

CAT. NO.	DESCRIPTION
SWP3012	20A 1 Gang 2 Way Switch with Neon (IP66)
SWP3022	20A 2 Gang 2 Way Switch with Neon (IP66)
SWP301D	20A 1 Gang Double Pole Switch with Neon (IP66)
SWP4012	20A 1 Gang 2 Way Momentary Switch with Neon (IP66)

- BS EN 60669-1

Adjustable Neon Indicator

- **Power Mode** Neon is lit when the switch has POWER
 - **Switch Mode** Neon is lit when the switch is turned ON
 - **Locator Mode** Neon is lit when the switch is turned OFF
- Neon can be disconnected completely to speed up insulation testing.

SWP SERIES – SOCKETS & SPURS

CAT. NO.	DESCRIPTION
SWP4090	13A 1 Gang Double Pole Switched Socket (IP66)
SWP4090-RCD	13A 1 Gang Double Pole Switched 30mA RCD Socket (IP66)
SWP4100	13A 2 Gang Double Pole Switched Socket (IP66)
SWP4100-RCD	13A 2 Gang Double Pole Switched 30mA RCD Socket (IP66)
SWP4191	13A Switched Fused Spur Unit with Neon (IP66)

- BS 1363

SWP SERIES – EMPTY ENCLOSURES

CAT. NO.	DESCRIPTION
SWP8613	1 Gang Enclosure (IP66)
SWP8623	2 Gang Enclosure (IP66)

- Hinged front cover
- Easy to open clip
- Padlockable to control access

SNE3 Series

RCD SOCKETS & SPURS



SNE3-1130SP



SNE3-2230SM



SNE3-2130SM

RCD SOCKETS

CAT. NO.	DESCRIPTION
SNE3-1130SP	13A 1 Gang Switched RCD Socket, Double Pole - Plastic
SNE3-1230SP	13A 2 Gang Switched RCD Socket, Double Pole - Plastic
SNE3-2130SM	13A 1 Gang Switched RCD Socket, Double Pole - Metal
SNE3-2230SM	13A 2 Gang Switched RCD Socket, Double Pole - Metal

- Latching/Passive RCD
- 30mA Tripping Current
- Metal units are supplied with 40mm back box



SNE3-1130FS



SNE3-2130FS

RCD FUSED CONNECTION UNITS

CAT. NO.	DESCRIPTION
SNE3-1130FS	13A Unswitched Fused Spur with RCD - Plastic
SNE3-2130FS	13A Unswitched Fused Spur with RCD - Metal

PLASTIC WALL MOUNTING BOXES



SV4001



SV4002



SV4003



SV4023

PLASTIC WALL MOUNTING BOXES

CAT. NO.	DESCRIPTION
SV4001	16mm Single Pattress
SV4002	25mm Single Pattress
SV4003	35mm Single Pattress
SV4004	47mm Single Pattress
SV4022	25mm Double Pattress
SV4023	35mm Double Pattress
SV4024	47mm Double Pattress

BLANKING PLATES



ST2411




ST2412

BLANKING PLATES

CAT. NO.	DESCRIPTION
ST2411	Single Blank Plate
ST2412	Double Blank Plate

DRY LINING BOXES




SA4001

SA4002

DRY LINING BOXES

CAT. NO.	DESCRIPTION
SA4001	1 Gang Dry Lining Box, 35mm
SA4002	2 Gang Dry Lining Box, 35mm

JUNCTION BOXES



SA5005

SA5001

JUNCTION BOXES

CAT. NO.	DESCRIPTION
SA5001	5A Junction Box
SA5002	20A 4 Terminal Junction Box (58mm)
SA5003	20A 4 Terminal Junction Box (80mm)
SA5004	20A 6 Terminal Junction Box (86mm)
SA5005	30A 3 Terminal Junction Box (90mm)

CEILING MOUNTED ACCESSORIES



SA2012

SA2045

SA3001

CEILING MOUNTED ACCESSORIES

CAT. NO.	DESCRIPTION
SA2012	10A 2 Way Ceiling Switch
SA2045	50A Ceiling Switch DP with Neon
SA3001	Pendant Set 6"

Certified Quality.

Approval Certificates available on request



10A Switches



20A Switches



45A Switches



13A Sockets



13A Switched Fused Connection Unit



Fan Isolator Switches



Shaver Sockets



45A Cooker Control Units



Switched Sockets with USB Outlets



20A & 45A Flex Outlets



10A Ceiling Switches



50A Ceiling Switches



Pendant Set

Shield wiring accessories, part of the growing range of first class Shield electrical controls

CHINT
CHINT EUROPE (UK) LTD

Chint Metal Consumer Units

- Compliant with Amendment 3 of BS 7671 : 2008 Regulation 421.1.201
- BSEN 61439-3

3 to 36 Ways and Standard Specials to Customer Requirements

1mm steel with lift up lid
Various sizes of knock outs for easy cabling
Attractive off white finish
Designed to easily accommodate RCBOs
3rd party approved as meeting current standards
High integrity ready boards

AVAILABLE FROM YOUR LOCAL STOCKIST:

Chint Europe (UK) Ltd, Units 9 & 11, Spark Business Park, Hamilton Road, Stockport SK1 2AE
Tel: +44 (0) 161 762 9333 Fax: +44 (0) 161 762 9898 E-mail: sales@chint.co.uk www.chint.co.uk