

NEW Available Jun 2020

Cumulus

Modular linear LED low bay & architecture flood light

Plug-in corridor sensor 

Flicker free 

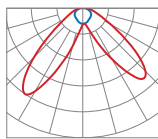
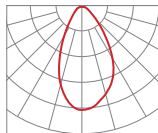
Modular design 

Ultra high efficiency 

- Modular design with extendable LED lighting module
 - High efficiency upto 160lm/W
 - Surface and suspended mounting
- Can be used as exterior architecture flood light
 - IP65 and vandal resistant IK10



LED Low bay
Suspended mounting

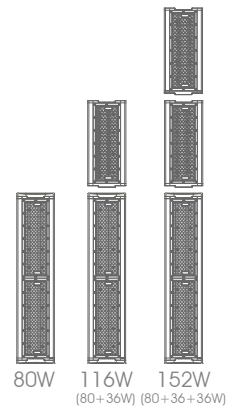


Architecture flood light
Surface mounting with brackets

- 5** Years Standard Warranty
- 7** Years Extended Warranty
- 2000V** Surge Protection (L to GND)
- 100-240V** Input voltage



Assembly with clip-on extensions



General Specification

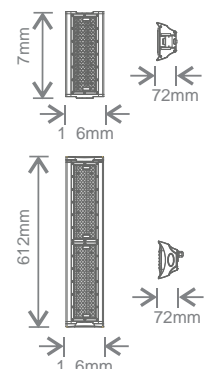
Voltage	100-240Vac 50-60Hz
CRI	>80
Life Time	40,000h
Power Factor	>0.95
Ambient Temp	-20°C to 40°C
Housing	Aluminium



Order Code

KLBC80L1-W50
KLBC80L1-P50
KLBC36L1-W50
KLBC36L1-P50

Dimensions



Order Code	Type	Power	Beam Angle	CCT	Lumen	Trade Price
KLBC80L1	Main Unit	80W	90° Polarized	5000K	12800lm	£389.29
KLBC36L1	Extension Unit	36W	90° Polarized	5000K	5760lm	£126.04

Accessories

Type	Order Code	Description	Trade Price
Sensor*	KPT-KHBNC1-MWS1*	IP65 Microwave motion sensor	£168.85
Remote Control*	KPT-MWS-CON*	For remotely altering sensor settings or manual override	£87.26
Bracket	KPT-KLBCL1-B1	Tilting surface mount bracket	£25.35

On site commissioning available upon request