

THE BIG



UNITRUNK

Product Guide V4



**RECORD
BREAKING
INSTALLATIONS...**



WELCOME TO YOUR UNITRUNK PRODUCT GUIDE

You've got more choice than ever before
and remember, if you need a bespoke
product, just give us a call.

Rapid Installation Systems (RIS)	04
Extreme Cable Management Division	12
Quality standards	18
Training & CPD	20
Working with you	22
How to order	24
Finishes	25
Contact us	162



Easy to use
Product tab
system

SECTION 1 - 26**Standard Trunking Systems**Standard
Trunking**SECTION 2 - 34****Multi-Compartment Trunking Systems**Multi
Compartment
Trunking**SECTION 3 - 46****Lighting Trunking Systems**Lighting
Trunking**SECTION 4 - 52****Uniklip Cable Tray Systems**

Rapid installation system

**SECTION 4 - 68****Cable Tray
Systems**

Uniklip

Cable Tray

SECTION 5 - 82**Speedway Cable Ladder Systems**Speedway
Cable Ladder**SECTION 6 - 92****Cable Basket Systems**Cable Basket
Systems**SECTION 7 - 104****Channel & Support Systems**Channel &
Support**SECTION 8 - 114****Floor Trunking Systems**Floor
Trunking**SECTION 9 - 132****Bench Outlet Boxes & Perimeter Trunking**Bench Outlet
& Perimeter
Trunking**SECTION 10 - 142****Steel Conduit (Class 4)**Steel Conduit
(Class 4)**SECTION 11 - 146****Innovative Design Solutions**Innovative
Design
Solutions**SECTION 12 - 154****Accessories & Supports**Accessories
& Supports**Index - 158**

Index

UNITRUNK
RAPID
INSTALLATION
SYSTEMS



SAVE TIME AND MONEY WITH UNITRUNK RIS

You can slash the cost and time of installation by looking for our RIS logo. RIS, or Rapid Installation Systems, are designed by Unitrunk to make your life easier. The fast-fitting products let you complete jobs quicker than ever before.

You'll save time on installation, you'll save money on labour costs, and you'll be ready to start your next job well ahead of schedule. And you'll never have to worry about quality – RIS products are engineered to the same exceptional standards as all Unitrunk products.



Forget about the fuss of conventional equipment. You don't need to worry about tools, cutting or filing with our new snap in-and-secure cable tray system.



You can rely on our new EasyConnect cable basket to give you choice, speed and versatility.



Add extra strength and durability to your ladder installation, while getting rid of joint-hinging and excess couplers.



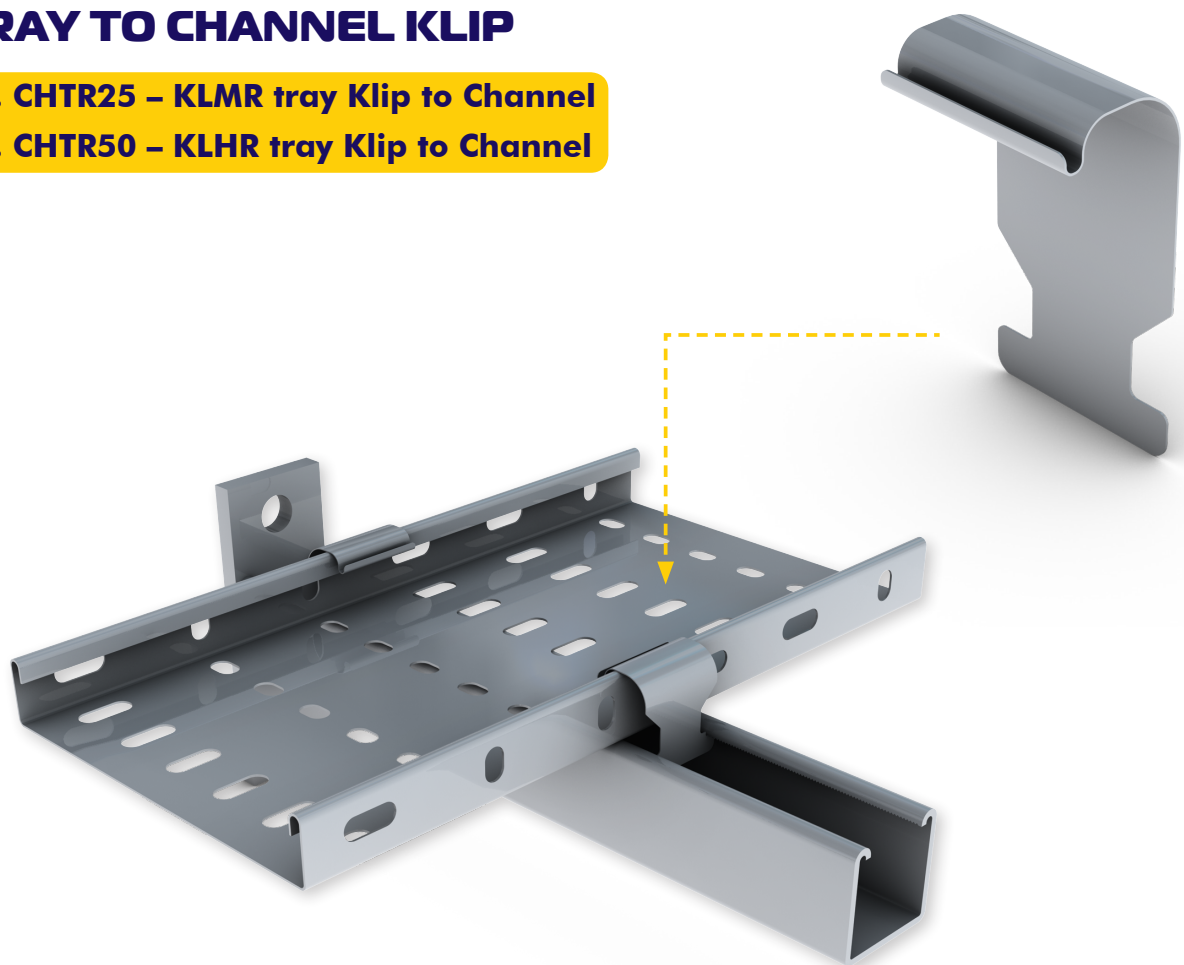
**Look out for the
RIS mark on our
products**

INTRODUCING TWO NEW PRODUCTS TO OUR EXPANDING RANGE:

TRAY TO CHANNEL KLIP

Ref. CHTR25 – KLMR tray Klip to Channel

Ref. CHTR50 – KLHR tray Klip to Channel



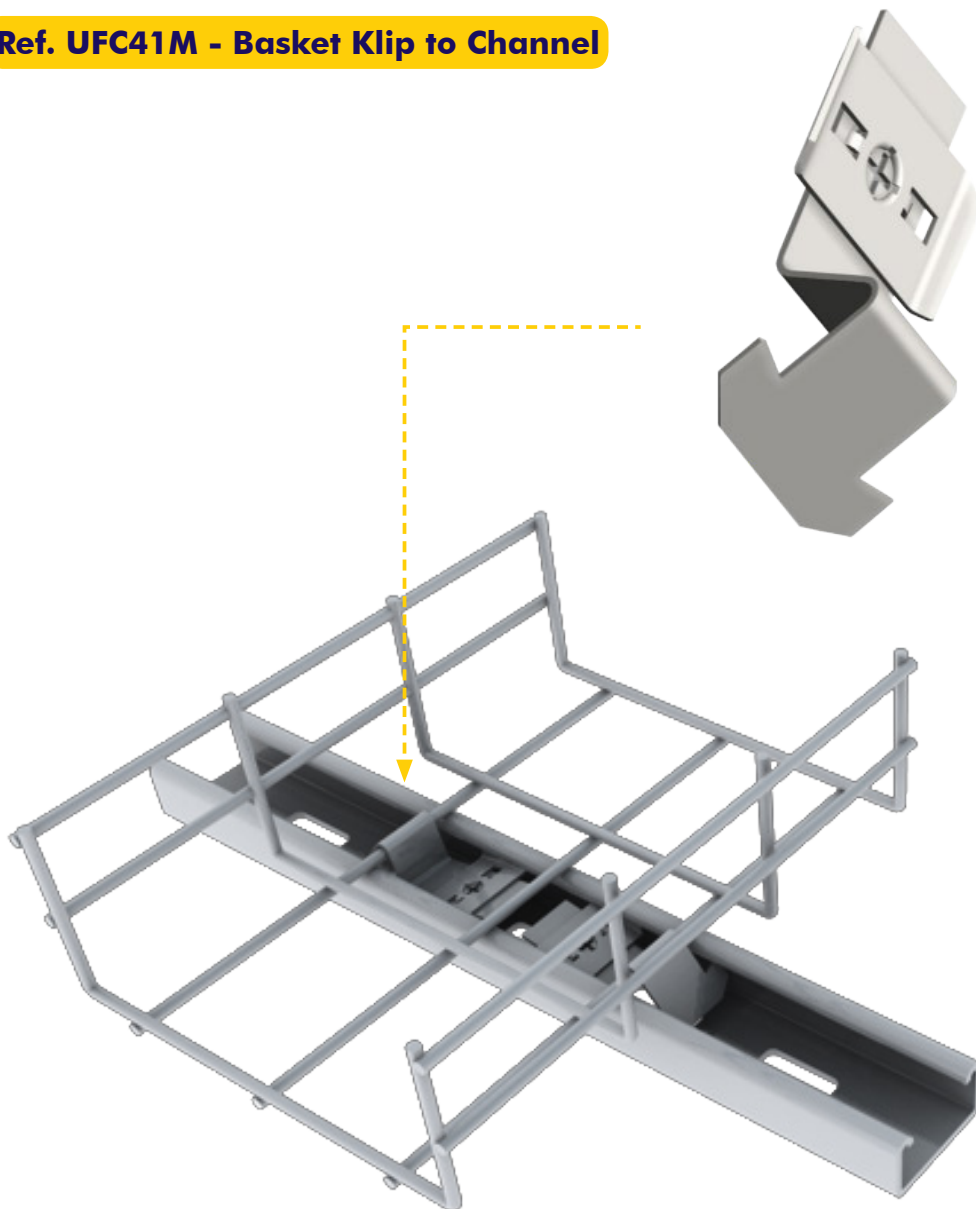
This innovative RIS Klip secures the tray onto any channel i.e. UC4121, UC4141 & Channel Cantilever Arms. The klip works best with Unitrunks' Intelok Channel, as the serration on the return flange provides maximum slip resistance under a side load/impact.

Simply slide the klip onto the channel and snap it over the return flange of the tray; this removes fiddly spring nuts and bolts, saving the contractor precious installation time.

NEW!

EASYCONNECT BASKET KLIP

Ref. UFC41M - Basket Klip to Channel



This simple and innovative RIS klip similar to Unitrunks' CHTR klip will secure the basket onto any channel. UC4121, UC4141 & Channel Cantilever Arms. This klip works best with Unitrunks' Intelok Channel, as the serration on the return flange provides maximum slip resistance under a side load/impact.

Removing the need for a hold down plate, spring nuts and bolts, the klip is simple to fit; slot it in over the bar on the basket and using a star head screwdriver simply turn the klip through 90° to secure.

A UNITRUNK INNOVATION



THE PATENTED REVOLUTIONARY KLIP SYSTEM FOR CABLE TRAY

When using conventional systems, installers had to cut, screw and tighten components at every stage of a job. The systems could be awkward and cumbersome, slowing installers down and dragging out installation time. But now it's different.

Uniklip slashes installation time and saves money by being quick, practical and versatile. Installers already love it, they're racing ahead of their competition by finishing jobs three-times faster than normal and saving up to 50% on overall costs.

ADVANTAGES

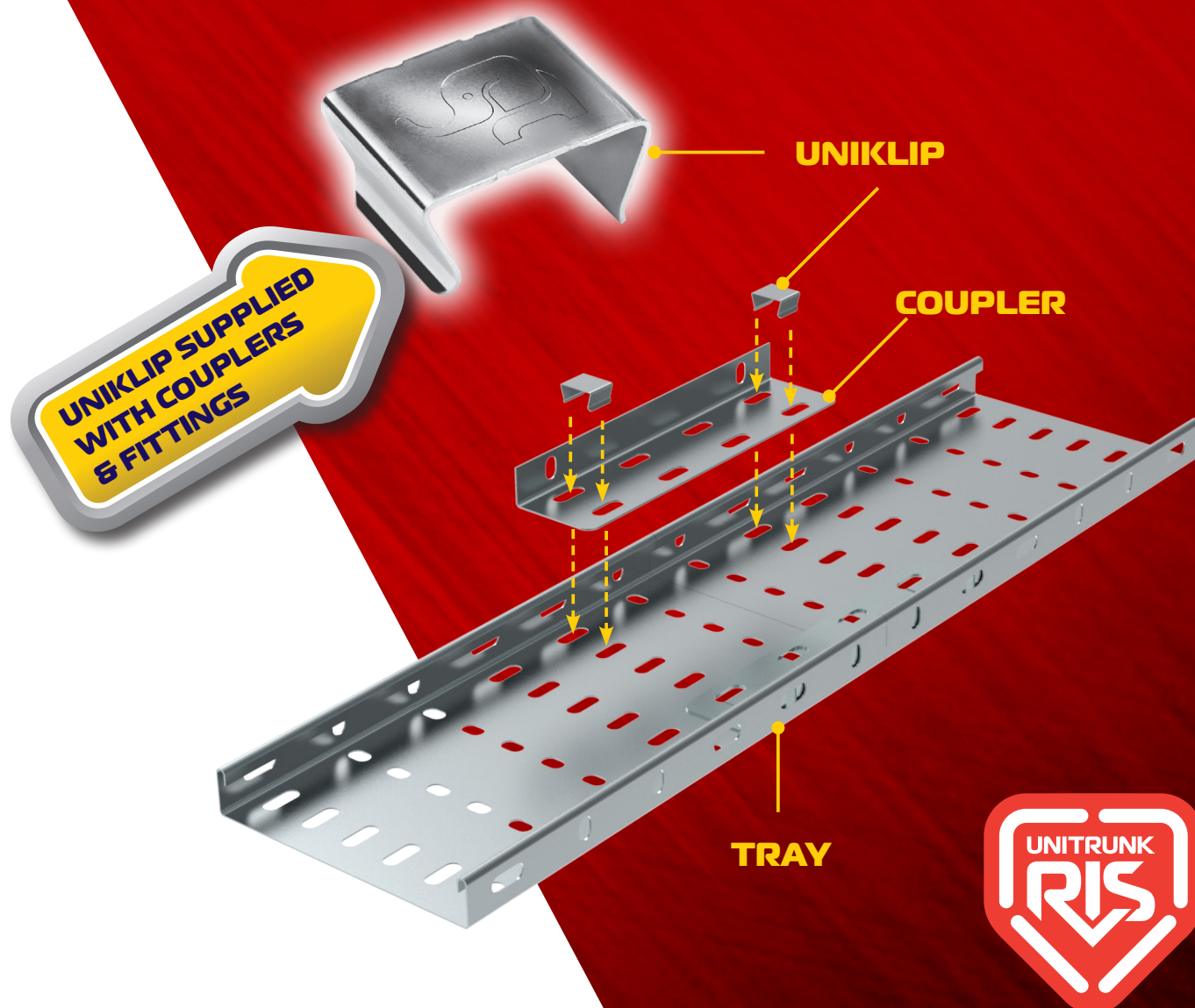
- 3 TIMES FASTER THAN STANDARD TRAY SYSTEMS
- SAVE TIME AND MONEY
- LOAD TESTED TO BS EN 61537 STANDARDS

3X FASTER

THAN YOUR STANDARD INSTALLATION

Uniklip's patented snap and secure system makes cable tray so quick and easy to install. You can adjust and secure each section without the need for measuring or cutting. You just snap it securely into place wherever you need it. And it's as strong and reliable as any system.

The future of cable tray installation has changed – now every job can be completed for less and well ahead of schedule. Can you afford to be left behind?



UK PATENTED: UK Patent number: GB2476569,
IRELAND PATENT PENDING: application number:2010/0795

DISCOVER WHAT 3X FASTER LOOKS LIKE



Discover what happened when Uniklip faced the ultimate test. Two independent teams race to install cable tray, one team using Uniklip, the other using a standard system.

Both teams have two professional installers and both courses are identical (we even threw in some obstacles to push each team to the limit). Everyone was astounded by the results...

visit: **unitrunk.co.uk** to watch Uniklip vs. a standard system in the Cheetah Challenge



Unitrunk's new Uniklip Cable Tray System delivered the labour savings it promised, with installation cost at the site reduced by up to 50%. The new system is extremely easy to use and very quick to install.

Clive Wass, Contracts Supervisor,
BP Electrical Solutions





VANTRUNK



WELCOME TO OUR **EXTREME** CABLE MANAGEMENT DIVISION

Unitrunk's specialist division Vantrunk is internationally renowned for its extreme cable management products and associated support systems. Its trusted and innovative solutions have been serving the Global Energy, Oil and Gas and Industrial Processing sector for nearly 50 years with cable management systems designed to thrive in extreme environments.

Visit the Vantrunk website to explore our full range of extreme cable management solutions.

vantrunk.com





THRIVING IN EXTREME ENVIRONMENTS

Vantrunk were the first company in the United Kingdom to manufacture and supply cable ladder products and nearly 50 years later we continue to Thrive in Extreme Environments.

Environments such as the North Sea, the Middle East, Kazakhstan, Australia and Brazil's pre-salt fields, where Vantrunk has been selected to supply its cable management and supports systems. Further applications have been in the Petrochemical and Liquefied Natural Gas Industries as an authority on Cable Management in Extreme Environments including the recent Singapore Parallel Trains major LNG installation.

Given the nature of these critical requirements, our team not only supplies but, as an authority in the "extreme environment" consults with the main engineering houses regarding suitable materials and technical design choice that will meet their needs. Since becoming part of the Unitrunk Group in July 2000 and benefiting from Unitrunk's 9300m² manufacturing facility in Lisburn, Northern Ireland we have continued to 'lead the charge'.

Quality, innovation and a desire to deliver market leading cable management solutions is at the core of our business whilst excellent service is at the heart of our team.



Quick Assembly Cable Ladder



Flexible Solutions



Extreme Steel



Extreme Temperature





GLOBAL EXPERTISE

We are committed to adding value with the highest levels of service and support along with an innovative range of standard and bespoke cable management solutions.

Operators, engineers and design houses want to deal with companies that understand the challenge of operating in a global marketplace from consolidating and shipping vast quantities of materials around the world to providing information to product inspectors and having the know how to complete the detailed documents required to support international shipments.

Thanks to our worldwide network of partners in key strategic locations including Brazil, Denmark, Qatar, USA, Singapore, Kazakhstan, Azerbaijan, Dubai, Oman, the Netherlands and Australia, we deliver proven cable management solutions designed to 'thrive in extreme environments', on time to major projects located around the world.





QUALITY COMES AS STANDARD

We work hard to make sure our entire range is safe, reliable and manufactured to exceed all relevant quality standard.

We are also delighted to have our **Rail Industry Link-Up** application approved and our certificate awarded (Supplier no. 22992).

British Standards

Ref: Pre-galvanised steel
BS EN 10346: 2009

Ref: Post galvanised products
BS EN ISO 1461: 2009

Ref: Cable trunking and ducting systems
BS EN 50085-1: 2005
BS EN 50085-2-1: 2006

Ref: CR4 material
BS EN 10130: 2006

Ref: Under floor flush floor or on floor
BS EN 50085-2-2: 2008

Ref: Weatherproof trunking
BS EN 60529: 1992

Ref: Cable tray, cable ladder and cable basket
BS EN 61537: 2007

Easyway flush floor trunking has been tested in accordance with
BS6399 PART 1: 1996
(public occupancy class)

Ref: Stainless steel material
BS EN 10088-2: 2005

Unitrunk is an established quality manufacturer of steel cable management systems with 50 years experience and expertise. Our 70,000 sq.ft. production facility, along with the 124,000 sq.ft. manufacturing facility of sister company Vantrunk, are totally dedicated to the manufacture of cable management and support systems with both facilities ISO accredited.

RECOGNITION OF OUR QUALITY



QUALITY MARKS: PRODUCTS & MATERIALS



← Applies to our Wire Basket range →



ACCREDITATIONS



Membership No. 1230

Accredited to LUL Standards:

Channel and Support Systems
Cable Basket Tray
Cable Ladder
Lighting Trunking
Standard and Multi Compartment Trunking





TRAINING & DEVELOPMENT

Unitrunk is committed to product training and developing product awareness. We don't assume that our customers will appreciate all the benefits the products offer, but we see it as our duty to make sure they do.

Our CPD accredited presentation includes unique visual evidence to show that Unitrunk products offer levels of performance which can provide significant commercial and technical benefits.

Whether presenting the benefits of the products to engineers in the form of a CPD seminar or demonstrating the safe method of cutting and forming cable basket to site operatives - Unitrunk deliver on our commitment.

👍👍 **Unitrunk take a thoroughly professional approach to industry education and best practices because we take our training as seriously as our manufacturing.** 💬💬







UNITRUNK

WORKING WITH YOU...

**We could be with you in
3 hours by road, 30 seconds
by phone or 1 click online**

You're never far away from Unitrunk, so you can always pop in to your nearest depot or we'll deliver to your site. Thanks to our huge delivery network and with our many distribution partners worldwide and several depots across the UK and Ireland, we have an unbeatable delivery service that reaches every part of the globe.

* In accordance with stock availability.

** Standard delivery terms are 48 hours from receipt of order.



**Unitrunk are a trusted
and valued supplier
delivering a great service
with fast turnaround**



Eddie Quirke, Senior Branch Manager,
Wilts Wholesale, Bristol



ORDERING

CODE SYSTEM EXPLAINED



STEP 1: CHOOSE FINISH

(Please Note) This is only required if the product is **NOT** pre-galvanised. Choose from the range of finishes available for your product.



STEP 2: CHOOSE PRODUCT

Choose the product and note the 'code prefix'.
(for example in the standard trunking section: Gusset Bend Top Lid = **GTB**)



STEP 3: CHOOSE SIZE

Choose the size of product you want and note the corresponding 'size code' from the Code Guide at the rear of each section.
(for example: if the product is 50mm x 50mm the size code = **22**)



STEP 4: CHOOSE COMPARTMENTS

Choose the number of compartments required; check in the Code Guide if it's available and add this to your code.
(for example: if you require 2 compartments add **x2**)



PLEASE NOTE: As it is our policy to improve the design of Unitrunk products, goods supplied may vary in detail from those described or illustrated in this catalogue.

AVAILABLE PRODUCT FINISHES



Pre-Galvanised



**Galvanised After
Manufacture Corten A Steel**



**Galvanised After
(Hot Dipped Galvanised)**



Stainless Steel 316



Powder Coated



Stainless Steel 304



Electro Zinc



**You can also view our complete
product range online at**

unitrunk.co.uk

SECTION 1

STANDARD TRUNKING SYSTEMS

Unitrunk Cable Trunking is a complete range of trunking and fittings manufactured to standards as described in BS EN 50085-1:2005 and is manufactured throughout in best quality hot dipped galvanised sheet steel to BS EN 10346:2009 giving maximum protection from corrosion. Standard Cable Trunking is manufactured and stocked in 3 metre lengths (other lengths available on request please refer to our code guide at the back of this section).


- The Trunking has machine formed inturned, strengthening flanges.
- The lid incorporates a quick action metal locking device operated by a slotted stud. The slot indicates the position of the locking bar. - (Note lid is secured using turnbuckle type fastener)
- Each length of Standard Trunking is supplied complete with lid, Coupling, Screws and Nuts.
- Fittings are manufactured from galvanised sheet steel to match the Trunking.
- Bends, Elbows, Tees and Intersection Boxes are complete with integral couplings.
- Special fittings such as OffSets, Risers, Unequal Tees and Bends can be made to order.
- All dimensions relate to the inside measurement.

ACCREDITED TO THE FOLLOWING STANDARDS



LUL ACCREDITATION ID:

1815




Standard Trunking

Ref.TK22 50mm x 50mm
Ref.TK33 75mm x 75mm
Ref.TK42 100mm x 50mm
Ref.TK44 100mm x 100mm
Ref.TK66 150mm x 150mm

We stock a considerable range of sizes, for our full range of dimensions refer to page 31.

Bespoke sizes available on request



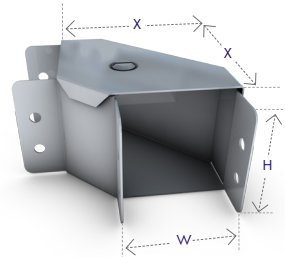
FULL SIZE RANGE GO TO PAGE 31

Unitrunk standard trunking is manufactured from pre-galvanised steel and is supplied in 3m lengths. Other sizes and finishes are available on request (See code guide at the end of this section).

Gusset Bend Top Lid

Ref.GTB

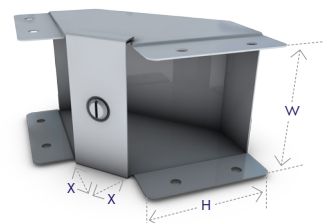
Code	W	H	X
22	50	50	86
33	75	75	115
42	100	50	137
44	100	100	137
66	150	150	190



Gusset Bend Inside Lid

Ref.GIB

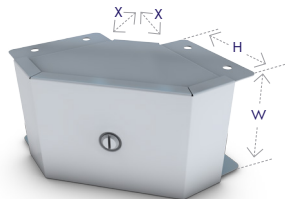
Code	W	H	X
22	50	50	30
33	75	75	30
42	100	50	30
44	100	100	30
66	150	150	30



Gusset Bend Outside Lid

Ref.GOB

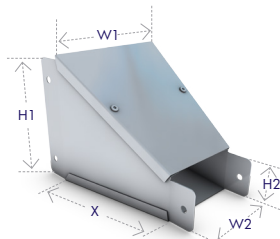
Code	W	H	X
22	50	50	30
33	75	75	30
42	100	50	30
44	100	100	30
66	150	150	30



Reducer

Ref.RE

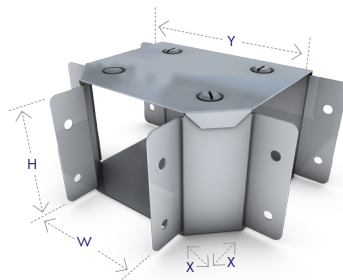
Code	W1	H1	W2	H2	X
33-22	75	75	50	50	152
42-22	100	50	50	50	152
44-33	100	100	75	75	152
66-44	150	150	100	100	152



Gusset Tee Top Lid

Ref.GTT

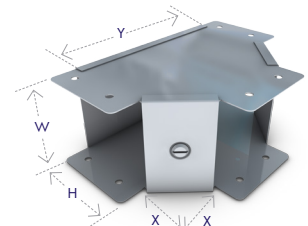
Code	W	H	X	Y
22	50	50	30	120
33	75	75	30	145
42	100	50	30	165
44	100	100	30	170
66	150	150	30	220



Gusset Tee Inside Lid

Ref.GIT

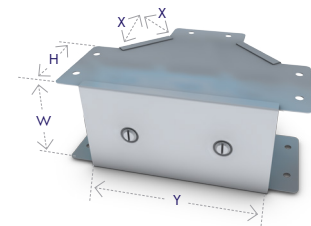
Code	W	H	X	Y
22	50	50	50	150
33	75	75	50	175
42	100	50	50	150
44	100	100	50	200
66	150	150	50	250



Gusset Tee Outside Lid

Ref.GOT

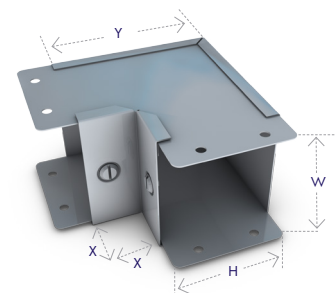
Code	W	H	X	Y
22	50	50	50	150
33	75	75	50	175
42	100	50	50	150
44	100	100	50	200
66	150	150	50	250



Sharp Elbow Inside Lid

Ref.SIE

Code	W	H	X	Y
22	50	50	40	100
33	75	75	40	125
42	100	50	40	95
44	100	100	40	150
66	150	150	40	200

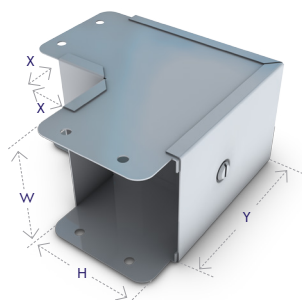




Sharp Elbow Outside Lid

Ref.SOE

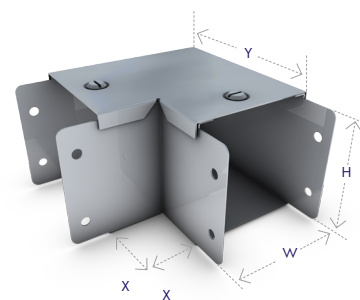
Code	W	H	X	Y
22	50	50	50	100
33	75	75	50	130
42	100	50	50	100
44	100	100	50	155
66	150	150	50	205



Sharp Elbow Top Lid

Ref.STE

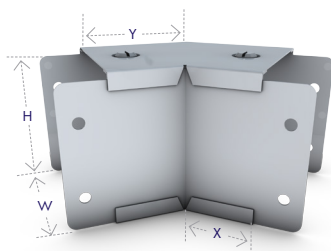
Code	W	H	X	Y
22	50	50	50	100
33	75	75	50	125
42	100	50	50	155
44	100	100	50	155
66	150	150	50	205



45° Elbow Top Lid

Ref.TE

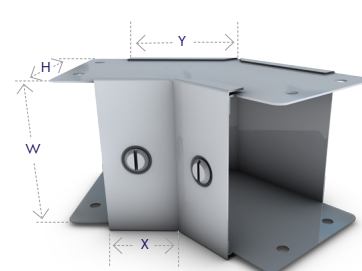
Code	W	H	X	Y
22	50	50	50	70
33	75	75	50	80
42	100	50	50	90
44	100	100	50	90
66	150	150	50	110



45° Elbow Inside Lid

Ref.IE

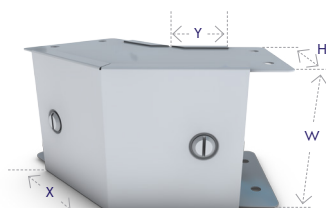
Code	W	H	X	Y
22	50	50	50	70
33	75	75	50	80
42	100	50	50	70
44	100	100	50	90
66	150	150	50	110



45° Elbow Outside Lid

Ref.OE

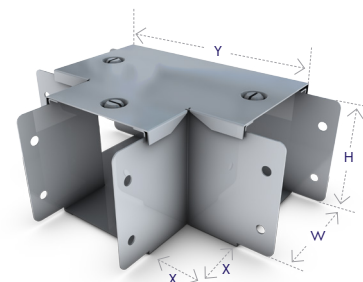
Code	W	H	X	Y
22	50	50	70	50
33	75	75	80	50
42	100	50	70	50
44	100	100	90	50
66	150	150	110	50



Sharp Tee Top Lid

Ref.STT

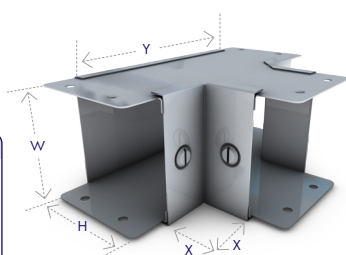
Code	W	H	X	Y
22	50	50	50	150
33	75	75	50	175
42	100	50	50	200
44	100	100	50	200
66	150	150	50	250



Sharp Tee Inside Lid

Ref.SIT

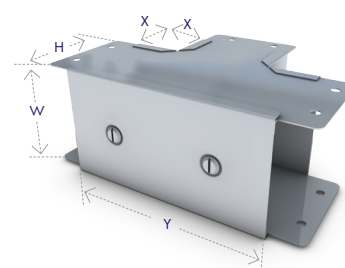
Code	W	H	X	Y
22	50	50	50	150
33	75	75	50	175
42	100	50	50	150
44	100	100	50	200
66	150	150	50	250



Sharp Tee Outside Lid

Ref.SOT

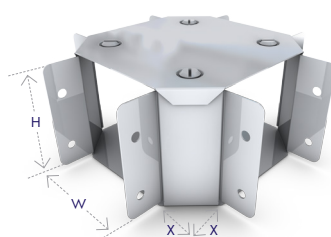
Code	W	H	X	Y
22	50	50	50	150
33	75	75	50	175
42	100	50	50	150
44	100	100	50	200
66	150	150	50	250



Intersection Box

Ref.ITB

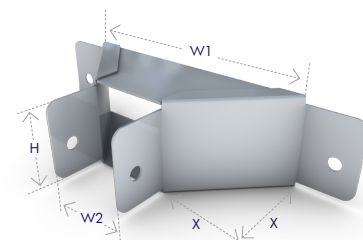
Code	W	H	X
22	50	50	30
33	75	75	30
42	100	50	30
44	100	100	30
66	150	150	50



Flared Flange

Ref.FF


Code	W1	W2	H	X
22	145	50	50	50
33	175	75	75	50
42	200	100	50	50
44	200	100	100	50
66	250	150	150	50



Adjustable Bends (Vertical) 0-35° Angle

VAB/SIZE External lid

BAB/SIZE Internal lid




Can be formed as an internal or external joint.
Code eg: VAB22 (Adjustable Bend 50x50mm)

Adjustable Bends (Horizontal) 0-35° Angle


HAB/SIZE

Code eg: HAB22
(Adjustable Bend 50x50mm)




Adjustable Lengths Coupler 0-15° Angle

Ref.TAC



Blank End

Ref. BE22 50mm x 50mm
Ref. BE33 75mm x 75mm
Ref. BE42 100mm x 50mm
Ref. BE44 100mm x 100mm
Ref. BE66 150mm x 150mm

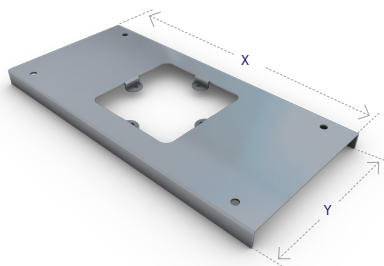


Socket Outlet Single

Ref.STL1

Code	X	Y
4	230	110
6	230	160

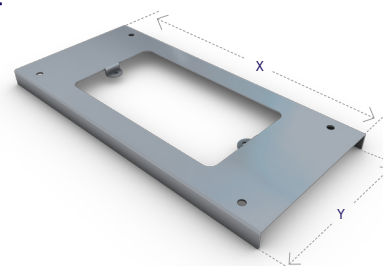
Can be supply with
off centre cutouts



Socket Outlet Double


Ref.STL2

Code	X	Y
4	230	110
6	230	160




Cable Support

Ref. CS22 50mm x 50mm
Ref. CS33 75mm x 75mm
Ref. CS42 100mm x 50mm
Ref. CS44 100mm x 100mm
Ref. CS66 150mm x 150mm



Trunking Coupling

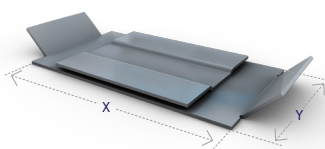
Ref. TC22 50mm x 50mm
Ref. TC33 75mm x 75mm
Ref. TC42 100mm x 50mm
Ref. TC44 100mm x 100mm
Ref. TC66 150mm x 150mm



Fire Barrier Clip


Ref.FB

Code	Y
2	41
3	60
4	85
6	137



Earth Link

Ref.CES (Plain Copper)
Ref. TCES (Tinned Copper)



Distribution Board Trunking

Ref.TKDB



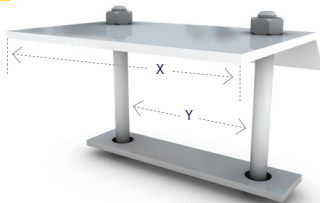
Trunking no longer requires
cutting on site. Size manufactured to customer
requirements, saving installation time.



Beam Clamp A

Ref.BCA22 50mm x 50mm

Code	X	Y
22	90	60

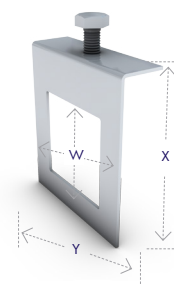


Window Beam Clamp

Ref.WBC22 50mm x 50mm


Code	X	Y	W
22	90	103	50

C/W M10 x 40 CPB (Bolt).



Galvanised Steel Lid


Ref.GSL2 50mm
Ref.GSL3 75mm
Ref.GSL4 100mm
Ref.GSL6 150mm
Ref.GSL8 200mm
Ref.GSL9 225mm
Ref.GSL12 300mm



Supplied in 3 metre lengths.

Dividing Fillets


Ref.DF2 50mm
Ref.DF3 75mm
Ref.DF4 100mm
Ref.DF6 150mm



Supplied in 3 metre lengths.

Metal Retaining Strap


Ref. CR2 50mm (Width)
Ref. CR3 75mm (Width)
Ref. CR4 100mm (Width)
Ref. CR6 150mm (Width)



Flanged Coupling

Ref.FC

Code
22
33
44
66



Sold in Pairs. Refer to the Trunking sidewall when ordering. (Example TK42 use FC22)

Plastic Cable Retaining Strap

Ref. CR2/3 50mm x 75mm
Ref. CR4/6 100mm x 150mm

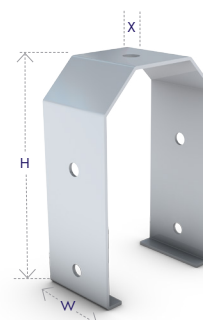


Hanger Bracket

Ref.HBL(x)

Code	H	W	X	X
22	85	55	10	20
33	135	85	10	20
44	165	115	10	20
66	245	165	10	20

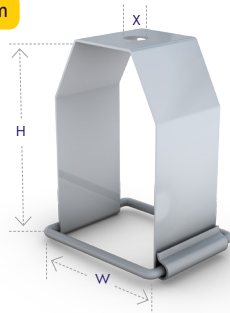
Other sizes available on request.



Hanger Bracket (with Swing Bar)


Ref.HBL22SP(x) 50mm x 50mm

Code	W	H	X	X
22	55	85	10	20



Lid Fastener

Ref.LCS2 50mm
Ref.LCS3 75mm
Ref.LCS4 100mm



Available to suit 50mm, 75mm or 100mm widths.
Note: For sizes over 100mm use LCS2 x2

STANDARD TRUNKING SYSTEMS

CODE GUIDE

STEP 1 : CHOOSE PRODUCT FINISH



PRE-GALVANISED



STAINLESS STEEL 304



POWDER COATED

STEP 2: CHOOSE PRODUCT

CODE	PRODUCT NAME
TK	Trunking (3m lengths)
GSL	Galvanised Steel Lid (Width Only)
TC	Trunking Coupling
DF	Dividing Fillet (loose) (Height Only)
GTB	Gusset Bend (Top Lid)
GIB	Gusset Bend (Inside Lid)
GOB	Gusset Bend (Outside Lid)
STE	Sharp Elbow (Top Lid)
SIE	Sharp Elbow (Inside Lid)
SOE	Sharp Elbow (Outside Lid)
GTT	Gusset Tee (Top lid)
GIT	Gusset Tee (Inside Lid)
GOT	Gusset Tee (Outside Lid)
STT	Sharp Tee (Top Lid)
SIT	Sharp Tee (Inside Lid)
SOT	Sharp Tee (Outside Lid)
ITB	Intersection Box
TE	45° Elbow (Top Lid)
IE	45° Elbow (Inside Lid)
OE	45° Elbow (Outside Lid)
RE	Reducer
FF	Flared Flange
BE	Blank End
FB	Fire Barrier Clip
LCS	Lid Clips (Strap and Stud)
FC	Flanged Coupling
CS	Cable Support
CES	Earth Link (Copper) x 10
TCES	Earth Link (Tinned Copper) x 10
CR	Cable Retainer Strap x 10
STLI	Socket Outlet (Single)
STL2	Socket Outlet (Double)
PES	PVC Edging Strip - per metre

STEP 3: CHOOSE SIZE

WIDTH	HEIGHT	CODE	NO OF COMPARTMENTS POSSIBLE			
			X1	X2	X3	X4
50	50	22	✓	✓		
75	50	32	✓	✓		
75	75	33	✓	✓		
100	50	42	✓	✓	✓	
100	75	43	✓	✓	✓	
100	100	44	✓	✓	✓	
150	50	62	✓	✓	✓	✓
150	75	63	✓	✓	✓	✓
150	100	64	✓	✓	✓	✓
150	150	66	✓	✓	✓	✓
200	50	82	✓	✓	✓	✓
200	75	83	✓	✓	✓	✓
200	100	84	✓	✓	✓	✓
200	150	86	✓	✓	✓	✓
200	200	88	✓	✓	✓	✓
225	50	92	✓	✓	✓	✓
225	75	93	✓	✓	✓	✓
225	100	94	✓	✓	✓	✓
225	150	96	✓	✓	✓	✓
225	225	99	✓	✓	✓	✓
300	50	12X2	✓	✓	✓	✓
300	75	12X3	✓	✓	✓	✓
300	100	12X4	✓	✓	✓	✓
300	150	12X6	✓	✓	✓	✓
300	200	12X8	✓	✓	✓	✓
300	225	12X9	✓	✓	✓	✓
300	300	12X12	✓	✓	✓	✓

STEP 5: GAUGE

Gauges conform to latest specifications. For specialist requirements a range of gauges are available on request.

Need something special or can't find what you're looking for?

If you need specialist or bespoke products or you can't find the product specification you need, just call one of our regional offices or visit our website.

email: bespoke@unitrunk.co.uk

31



SELECTED FOR ULSTER RUGBY



Unitrunk offered us the convenience and reliability

Harvery Group, N. Ireland



Major redevelopment work at Ulster Rugby's Ravenhill Stadium has seen significant construction and enhancement work at the home of Ulster's Rugby Team throughout the past number of years. The phased work that is due to complete imminently has increased capacity at the ground to 18,000 people. Harvey Group Plc. were employed as the main subcontractor on the project in the provision of all M&E services for the three new stands. David Bennett of Harvey Group commented, "In order to ensure that the rugby stadium and games are held without any disruption it is imperative that our works are planned and carried out with minimal disruption and hyper efficiency.

Using Unitrunk offered us the convenience and reliability of working with a cable management solutions manufacturer who offered competitive pricing on both off the shelf and innovative, labour reducing products to meet our demands".



PRODUCTS

- RIS Basket
- Speedway 4 Cable Ladder
- KLMR Tray and Lighting Trunking
- Powder Coated Trunking


SECTION 2

MULTI-COMPARTMENT TRUNKING SYSTEMS

With Multi-Compartment Trunking, dividing fillets are normally supplied spot-welded in position, but can also be supplied loose for fixing on site by drilling and screwing. Spot welds can be treated with Norgalv paint as an extra on request. Purpose-made trunking can be supplied with conduit entries at pre-determined regular intervals in sides and in dividing fillets.

When trunking is mounted vertically or in the inverted position it is recommended that Cable Supports should be fitted.

Bends, Tees, Intersections, etc, can be supplied complete with Dividing Fillets In Tees with Top Lids and in Intersection Boxes, Cross-over Bridges are fitted. Several example assemblies in Tees and Bends with unequal compartments are shown in this section.
Three, four or more compartment trunking is available.



ACCREDITED TO THE FOLLOWING STANDARDS



HOW TO ORDER (Without going round the bend!)

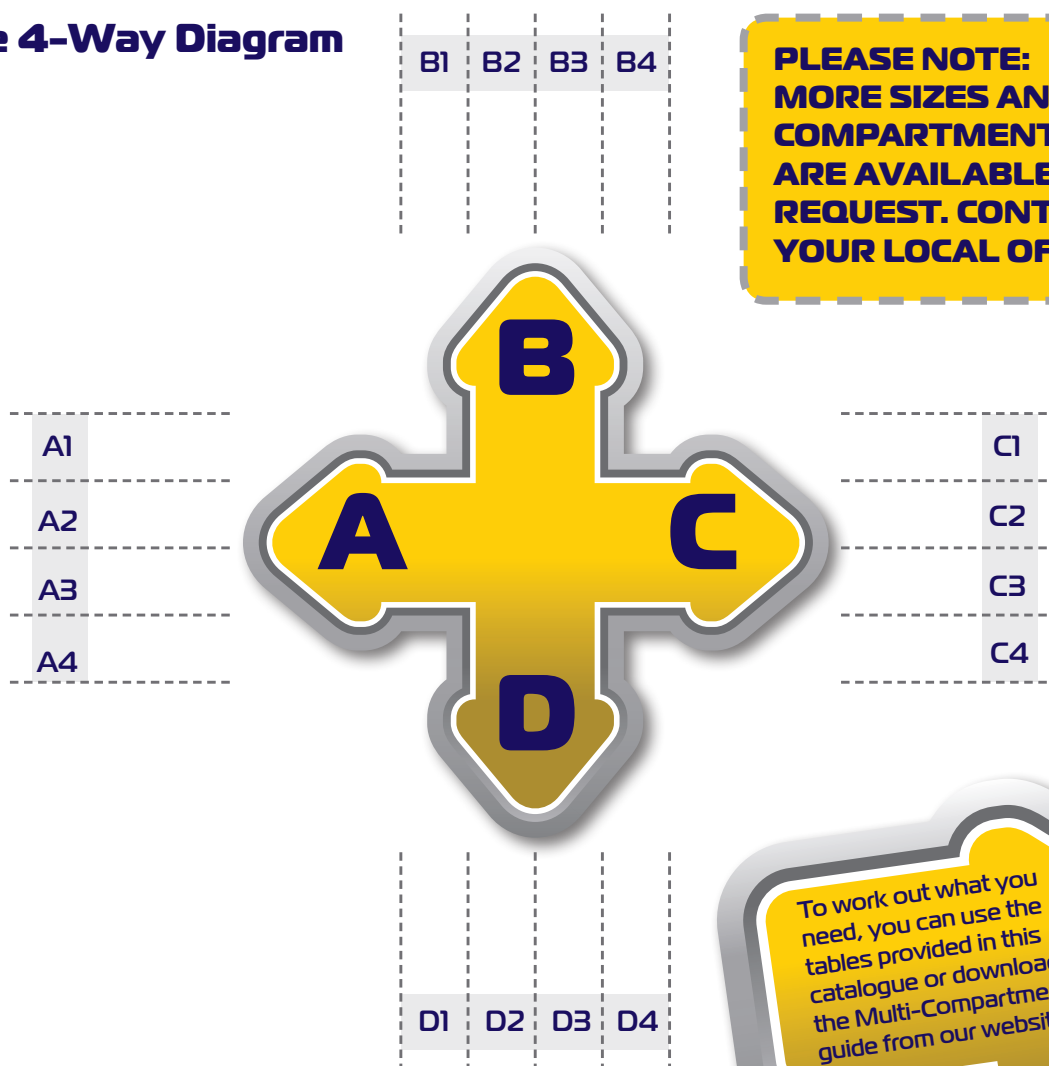
PLEASE NOTE: This section is to be used as an aid when ordering unequally divided and TOP LID and therefore directional Trunking Fittings. For INSIDE or OUTSIDE LID fittings all we need to know is the size of each compartment, therefore the steps below are only applicable for TOP LID Accessories.

STEP 1: Trunking Direction

Using the four-way diagram shown, decide what scenario best suits your situation. This will enable you to give information about the trunking sizes you are working with and the size of each trunking compartment. This information will then be used to fill in an Order table later in step 3.

PLEASE NOTE: A, B, C and D represent a plan view of trunking in four directions.

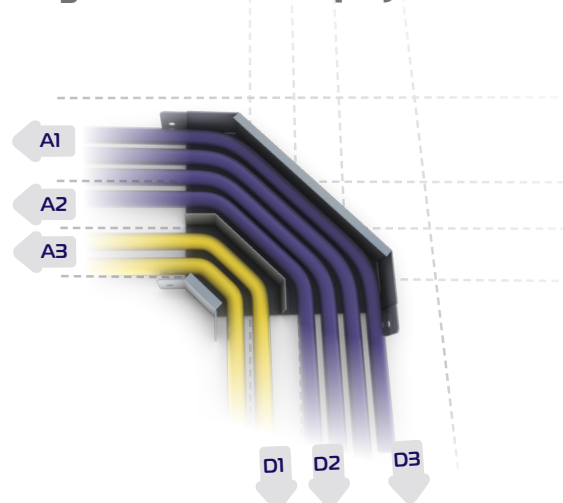
The 4-Way Diagram



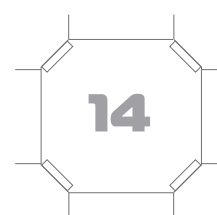
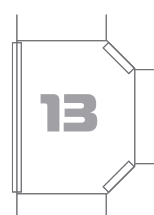
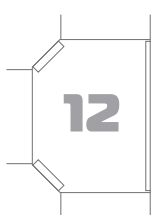
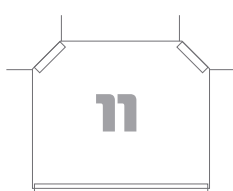



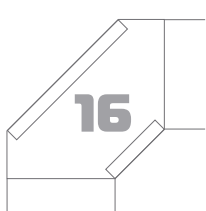

**STEP 2:** Size of Trunking

Tell us what size of trunking you are using.

(Trunking Direction Example)

**STEP 3:** Fitting

Select the appropriate fitting you require from the 'Fitting Key' shown at the bottom of this page. Each fitting has a unique number which should then be used to fill in the order table.

Fitting Key CHOOSE FITTING NUMBER BELOW:**TEE:****INTERSECTION:****BEND:**

STEP 4:

Compartment Size & Cable Run

State the compartment sizes and where the cabling will run from/to by filling in Table 2.

The remaining spaces should be left blank. For example, in this instance: Cable runs: Compartment B2 goes to C1, and B4 goes to C2.

Table 2 Trunking Compartment sizes & Cable runs

(Example)


		To... (State Measurements in mm)															
		A1	A2	A3	A4	B1	B2	B3	B4	C1	C2	C3	C4	D1	D2	D3	D4
From... (State Measurements in mm)	A1																
	A2																
	A3																
	A4																
	B1																
	B2									50							
	B3																
	B4									75							
	C1																
	C2																
	C3																
	C4																
	D1																
	D2																
	D3																
	D4																



(EXAMPLE: A)

Trunking Size 100 x 50 x 3 Compartments (code: TK42x3)

90° or 45° Top Lid Bend with smaller compartments to the inside.




STEP 1 Trunking Direction



STEP 2 Size of Trunking

Trunking Size (mm x mm)	
A	100 x 50
D	100 x 50

STEP 3 Fitting




STEP 4 Compartment Size & Cable Run

		To... (mm)		
		D2	D3	D4
From... (mm)	A1			50
	A2		25	
	A3	25		

(EXAMPLE: B)

Trunking Size 150 x 50 x 2 Compartments (code: TK62x2)

90° or 45° Top Lid Bend with smaller compartments to the outside.




STEP 1 Trunking Direction



STEP 2 Size of Trunking

Trunking Size (mm x mm)	
A	150 x 50
D	150 x 50

STEP 3 Fitting




STEP 4 Compartment Size & Cable Run

		To... (mm)		
		C2	C3	C4
From... (mm)	D2			
	D3		100	
	D4			50

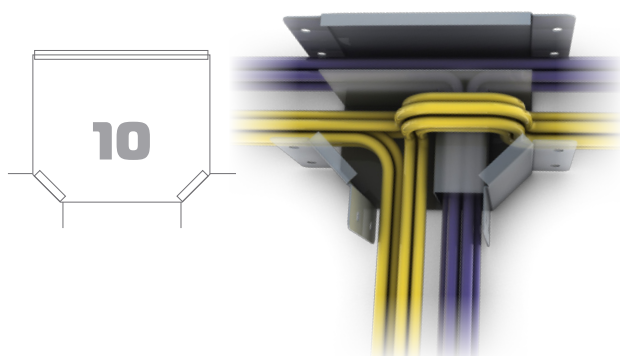
**(EXAMPLE: C)**

Trunking Size 150 x 50 x2 Compartments (code: TK62x2)

Top Lid TEE with underpass taking cables from the right hand compartment out from the rear compartment.

**STEP 1** Trunking Direction**STEP 2** Size of Trunking

Trunking Size (mm x mm)	
A	150 x 50
D	150 x 50

STEP 3 Fitting**STEP 4** Compartment Size & Cable Run

		To... (mm)					
		C1	C2	C3	C4	D1	D2
From... (mm)	A1	50					50
	A2		100			100	
	A3						



(EXAMPLE: D)

Trunking Size 200 x 100 x 3 Compartments (code: TK84x3)

Top lid Tee with 2 No crossover pieces to allow cables to Tee off in the correct order to suit the branched trunking supply.



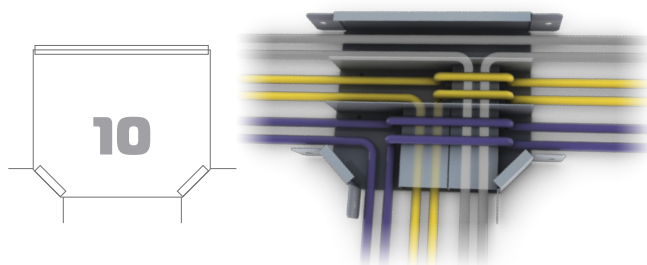
STEP 1 Trunking Direction



STEP 2 Size of Trunking

Trunking Size (mm x mm)	
A	200 x 100
D	200 x 100

STEP 3 Fitting



STEP 4 Compartment Size & Cable Run

		To... (mm)							
		C1	C2	C3	C4	D1	D2	D3	D4
From... (mm)	A1	75							75
	A2		75					75	
	A3			50			50		



ORDER SHEET

Using steps 1 to 4 as outlined in this section, please complete the two specification tables below which we will use to tailor the correct multi-compartment product for your needs.

Table 1
Trunking Sizes

	Trunking Size (mm x mm)
A	
B	
C	
D	

Please scan and email or fax to your closest depot.

Fitting Number:

Table 2 Trunking Compartment sizes & Cable runs



		To... (State Measurements in mm)															
From... (State Measurements in mm)		A1	A2	A3	A4	B1	B2	B3	B4	C1	C2	C3	C4	D1	D2	D3	D4
	A1																
	A2																
	A3																
	A4																
	B1																
	B2																
	B3																
	B4																
	C1																
	C2																
	C3																
	C4																
	D1																
	D2																
	D3																
	D4																

Fax and Email Details

UNITRUNK (LISBURN)
fax: +44 (0) 2892 625101
email: lisburn@unitrunk.co.uk

UNITRUNK (IRELAND)
fax: +353 (0) 1 8223533
email: dublin@unitrunk.ie

UNITRUNK (SCOTLAND)
fax: +44 (0) 1506 461969
email: livingston@unitrunk.co.uk

UNITRUNK (NORTH EAST)
fax: +44 (0) 191 4108702
email: northeast@unitrunk.co.uk

UNITRUNK (MANCHESTER)
fax: +44 (0) 161 3361188
email: manchester@unitrunk.co.uk

UNITRUNK (WOLVERHAMPTON)
fax: +44 (0) 1902 714105
email: wolverhampton@unitrunk.co.uk

UNITRUNK (HARLOW)
fax: +44 (0) 1279 444405
email: harlow@unitrunk.co.uk

UNITRUNK (BRISTOL)
fax: +44 (0) 1179 382998
email: bristol@unitrunk.co.uk

MULTI-COMPARTMENT TRUNKING SYSTEMS

CODE GUIDE

STEP 1 : CHOOSE PRODUCT FINISH



PRE-GALVANISED



STAINLESS STEEL



POWDER COATED

STEP 2: CHOOSE PRODUCT

CODE	PRODUCT NAME
TK	Trunking (3m lengths)
LT	Lighting Trunking (3/3.5/4.5/6m lengths)
GSL	Galvanised Steel Lid (Width Only)
TC	Trunking Coupling
DF	Dividing Fillet (loose) (Height Only)
GTB	Gusset Bend (Top Lid)
GIB	Gusset Bend (Inside Lid)
GOB	Gusset Bend (Outside Lid)
STE	Sharp Elbow (Top Lid)
SIE	Sharp Elbow (Inside Lid)
SOE	Sharp Elbow (Outside Lid)
GTT	Gusset Tee (Top lid)
GIT	Gusset Tee (Inside Lid)
GOT	Gusset Tee (Outside Lid)
STT	Sharp Tee (Top Lid)
SIT	Sharp Tee (Inside Lid)
SOT	Sharp Tee (Outside Lid)
ITB	Intersection Box
TE	45° Elbow (Top Lid)
IE	45° Elbow (Inside Lid)
OE	45° Elbow (Outside Lid)
RE	Reducer
FF	Flared Flange
BE	Blank End
FB	Fire Barrier Clip
LCS	Lid Clips (Strap and Stud)
FC	Flanged Coupling
CS	Cable Support
CES	Earth Link (Copper) x 10
TCES	Earth Link (Tinned Copper) x 10
CR	Cable Retainer Strap x 10
STLI	Socket Outlet (Single)
STL2	Socket Outlet (Double)
PES	PVC Edging Strip - per metre

STEP 3: CHOOSE SIZE

WIDTH	HEIGHT	SIZE CODE	NO OF COMPARTMENTS POSSIBLE		
			X2	X3	X4
50	50	22	✓		
75	50	32	✓		
75	75	33	✓		
100	50	42	✓	✓	
100	75	43	✓	✓	
100	100	44	✓	✓	
150	50	62	✓	✓	✓
150	75	63	✓	✓	✓
150	100	64	✓	✓	✓
150	150	66	✓	✓	✓
200	50	82	✓	✓	✓
200	75	83	✓	✓	✓
200	100	84	✓	✓	✓
200	150	86	✓	✓	✓
200	200	88	✓	✓	✓
225	50	92	✓	✓	✓
225	75	93	✓	✓	✓
225	100	94	✓	✓	✓
225	150	96	✓	✓	✓
225	225	99	✓	✓	✓
300	50	12X2	✓	✓	✓
300	75	12X3	✓	✓	✓
300	100	12X4	✓	✓	✓
300	150	12X6	✓	✓	✓
300	200	12X8	✓	✓	✓
300	225	12X9	✓	✓	✓
300	300	12X12	✓	✓	✓

STEP 5: GAUGE

Gauges conform to latest specifications. For specialist requirements a range of gauges are available on request.

Need something special or can't find what you're looking for?

If you need specialist or bespoke products or you can't find the product specification you need, just call one of our regional offices or visit our website.

email: bespoke@unitrunk.co.uk 43


visit online: uk unitrunk.co.uk ireland unitrunk.ie



UNITRUNK CASE STUDY

HEALTHCARE



Having worked with Unitrunk in the past, we knew they were the only manufacturer who could meet our needs on a project of this size. 

Gavin Hanlon, Mercury Engineering

It's great to know you are trusted. So we were delighted when our services were called upon to develop Scotland's biggest ever hospital project.

A new 'super' laboratory, which covers 25,000 square meters, has just been completed at the site of Glasgow's Southern General hospital and will serve the whole of Glasgow's south-side.

The lab is just one part of the £842 million project which will see an integrated children and adults' hospital built on the site of the current Southern General.



PRODUCTS

- Standard Trunking
- Cable Tray
- Speedway SW4 Cable Ladder
- Support Channel & Bracketry



UNITRUNK


Total Cable Management Solutions

SECTION 3

LIGHTING TRUNKING SYSTEMS

Unitrunk Lighting Trunking is manufactured from galvanised sheet steel to BS EN 10346:2009, giving maximum protection from corrosion and excellent earth continuity.

Standard Cable Trunking fittings can be used with Lighting Trunking, which enables the two types to be easily interconnected thus simplifying installation and wiring.



Lighting Trunking

Ref.	Length
LT223 50 x 50mm	3m
LT223.5 50 x 50mm	3.5m
LT224.5 50 x 50mm	4.5m
LT226 50 x 50mm	6m

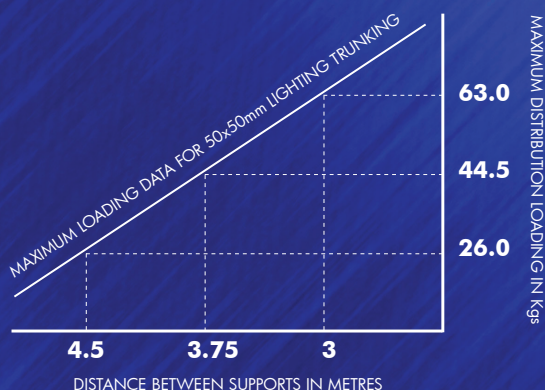
(Other sizes available on request)

ACCREDITED TO THE FOLLOWING STANDARDS




LUL ACCREDITATION ID:

1816



Long Coupling

Ref.LCL22 50mm x 50mm
Ref.LCL33 75mm x 75mm

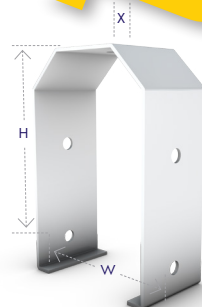


Hanger Bracket

Ref.HBL(x)

Code	H	W	X	X
22	85	55	10	20
33	135	85	10	20
44	165	115	10	20
66	245	165	10	20

Other sizes available on request.




Fitting Suspension

Ref.FSL22 50mm x 50mm
Ref.FSL33 75mm x 75mm

Code	X	Y
22	62	55
33	82	85

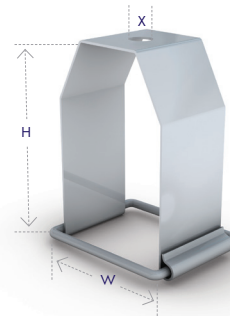
With Brass Bush and Steel Lock Nuts.



Hanger Bracket (with Swing Bar)

Ref.HBL22SP(x) 50mm x 50mm


Code	W	H	X	X
22	55	85	10	20



Galvanised Snap-In Lid

Ref.GCL2 50mm x 50mm

Supplied in 2 Metre Lengths.




Galvanised Steel Lid

Ref.GSL2 50mm

Ref.GSL3 75mm


Supplied in 3 Metre Lengths.



Klik Lid Section

Ref.KLS22


Lid Only.



Blank End

Ref.BEL22 50mm x 50mm

Ref.BEL33 75mm x 75mm



White Plastic Snap-in Lid

Ref.WPL22 50mm

Ref.WPL33 75mm

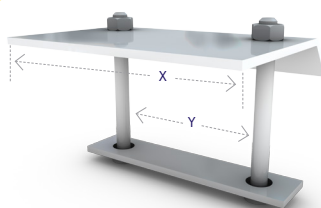
Supplied in 3 Metre Lengths.



Beam Clamp A

Ref.BCA22 50mm x 50mm

Code	X	Y
22	90	60

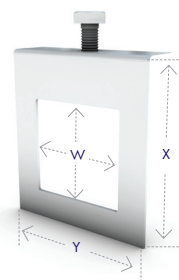


Window Beam Clamp

Ref.WBC22 50mm x 50mm

Code	X	Y	W
22	90	103	50

C/W M10 x 40 CPB (Bolt).





We're always making

CONTINUED INVESTMENT

We have just installed a brand new automated folding cell. Allowing us to be more versatile, faster and more efficient - meaning that any of your trunking supply chain issues are solved faster than ever before.

WE GUARANTEE

- An even faster service
- The same great quality
- The same high safety standards
- A wider range of products
- Added flexibility

With two factories and seven depots in the UK and Ireland, we work around the clock, and we offer an outstanding distribution and delivery service.

* In accordance with stock availability.

** Standard delivery terms are 48 hours from receipt of order.



LIGHTING TRUNKING SYSTEMS

CODE GUIDE

STEP 1 : CHOOSE PRODUCT FINISH



PRE-GALVANISED



STAINLESS STEEL



POWDER COATED

STEP 2: CHOOSE PRODUCT

CODE	PRODUCT NAME
LT	Lighting Trunking (3/3.5/4.5/6m lengths)
GSL	Galvanised Steel lid (Width Only)
TC	Trunking Coupling
DF	Dividing Fillet (loose) (Height Only)
GTB	Gusset Bend (Top Lid)
GIB	Gusset Bend (Inside Lid)
GOB	Gusset Bend (Outside Lid)
STE	Sharp Elbow (Top Lid)
SIE	Sharp Elbow (Inside Lid)
SOE	Sharp Elbow (Outside Lid)
GTT	Gusset Tee (Top lid)
GIT	Gusset Tee (Inside Lid)
GOT	Gusset Tee (Outside Lid)
STT	Sharp Tee (Top Lid)
SIT	Sharp Tee (Inside Lid)
SOT	Sharp Tee (Outside Lid)
ITB	Intersection Box
TE	45° Elbow (Top Lid)
IE	45° Elbow (Inside Lid)
OE	45° Elbow (Outside Lid)
RE	Reducer
FF	Flared Flange
BE	Blank End
FB	Fire Barrier Clip
LCS	Lid Clips (Strap and Stud)
FC	Flanged Coupling
CS	Cable Support
CES	Earth Link (Copper) x 10
TCES	Earth Link (Tinned Copper) x 10
CR	Cable Retainer Strap x 10
STLI	Socket Outlet (Single)
STL2	Socket Outlet (Double)
PES	PVC Edging Strip - per metre

STEP 3: CHOOSE SIZE

WIDTH	HEIGHT	SIZE CODE	NO OF COMPARTMENTS POSSIBLE		
			X2	X3	X4
50	50	22	✓		
75	50	32	✓		
75	75	33	✓		

STEP 5: GAUGE

Gauges conform to latest specifications. For specialist requirements a range of gauges are available on request.

Need something special or can't find what you're looking for?

If you need specialist or bespoke products or you can't find the product specification you need, just call one of our regional offices or visit our website.

email: bespoke@unitrunk.co.uk

UNITRUNK CASE STUDY

PERFECT PARKING



Unitrunk supplied us with bespoke quality products that met our customer's exact requirements.

JD McGeown

Situated in the heart of Belfast City Centre, Victoria Square is an impressive commercial, residential and leisure development. At approx 800,000ft² (75,000m²) and costing £400m it is the biggest and one of the most expensive property developments ever undertaken in Northern Ireland. With over 17.2 million people expected to visit Victoria Square per year placing it in the top ten shopping centres in the UK.

Unitrunk tailored a total cable management solution for the extensive 1,000 space Q-Park multi-storey car park at Victoria Square. This project also involved the innovation of bespoke products namely trunking designed to house specialist lighting and hanger brackets designed to suspend two different types of trunking from one bracket in order to meet the customers exact requirements.



PRODUCTS

- Powder Coated Cable Trunking and Cable Tray
- RIS Basket
- Bespoke trunking to house specialist lighting
- Bespoke Hanger Brackets

SECTION 4

CABLE TRAY SYSTEMS

UNITRUNK'S LATEST INNOVATION...


Uniklip is our patented fast fitting solution for Cable Tray Installation. Based on the same reliable strength and quality of Unitrunk, Uniklip has been engineered with enhanced speed of installation and ease of use to provide a commercial advantage in a market where efficiency of time is imperative.

Considerable investment in research and development, testing and state of the art computerised machinery has developed a revolutionary solution to fast cable tray installation and a production facility capable of responding quickly to the needs of the market.

Unitrunk's Uniklip System for Cable Tray includes light, medium and heavy duty profile with Klip perforations (also compatible with traditional means of install if required). Uniklip range is produced in pre-galvanised mild steel to BS EN 10346:2009.

All our trays conform to BS 61537:2007 and tested in accordance with BS EN 61537. Earth continuity compliant in accordance with the requirements of BS EN 61537.

Uniklip works up to and including size 600mm tray widths.



ACCREDITED TO THE FOLLOWING STANDARDS

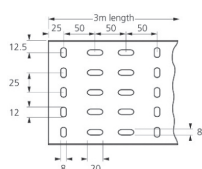


THAN YOUR STANDARD
INSTALLATION

Light Duty Cable Tray (in accordance with BS 61537:2007)

All light duty tray lengths up to and including KLLD225T come complete with swaged end for ease of coupling and to eliminate the need for couplers). KLLD300T and above require the use of couplers. A range of gauges are available on request.

Ref.	Tray Width mm
KLLD50T	50
KLLD75T	75
KLLD100T	100
KLLD150T	150
KLLD225T	225
KLLD300T	300
KLLD450T	450
KLLD600T	600



13.5mm on 50-225mm width

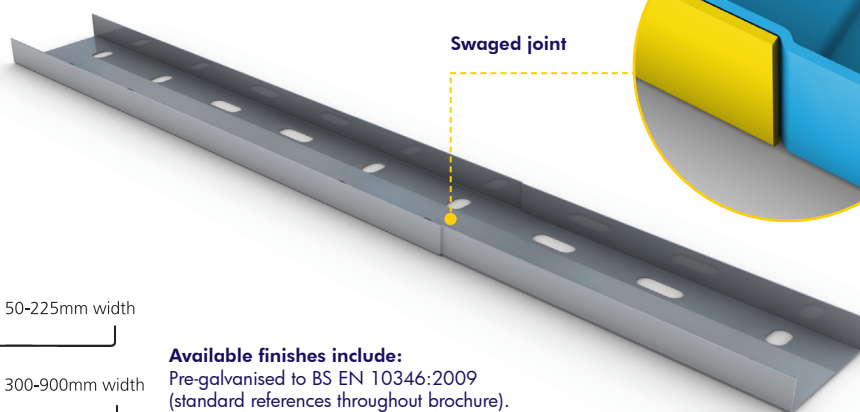


21.5mm on 300-900mm width



Available finishes include:

Pre-galvanised to BS EN 10346:2009
(standard references throughout brochure).
Powder coated (Prefix reference with CP).




Swaged joint

UNIKLIP

Bag Ref. KLIPPKT
Box Ref. KLIPBOX

Available in bags of 40
or boxes of 200.




Uniklip is supplied with fittings and couplers.

Fish Plate Coupler

Ref. KLLD/FPC 50-600


Length 200mm.



Fish Plate

Ref. FP 150-600


Length =200mm.



Straight Coupler

Ref. KLLD/SC

Length 200mm.
Sold in pairs.




Reducer

Ref. KLLD/SR

Assembly space = 250mm.

Please state sizes required.

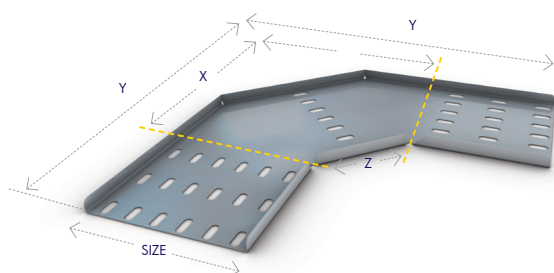


Flat 90° Bend

Ref. KLLD 50 - 600FB90

Size	50	75	100	150	225	300	450	600
X	125	150	175	225	300	400	550	700
Y	213	238	263	313	388	488	638	788
Z	106	106	106	106	106	142	142	142
R	75	75	75	75	75	100	100	100

R: Radius

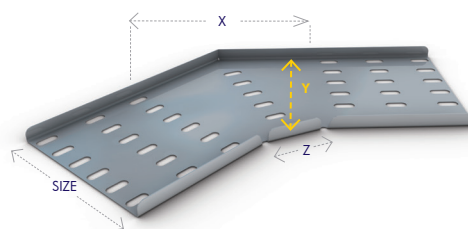


Flat 45° Bend

Ref. KLLD 50 - 600FB45

Size	50	75	100	150	225	300	450	600
X	88	106	124	159	212	283	389	495
Y	72	97	122	172	247	329	479	629
Z	58	58	58	58	58	77	77	77
R	75	75	75	75	75	100	100	100

R: Radius

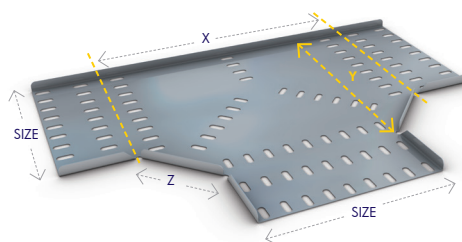


Flat Equal Tee

Ref. KLLD 50 - 600ET

Size	50	75	100	150	225	300	450	600
X	196	221	246	296	371	446	596	746
Y	123	148	173	223	298	373	523	673
Z	106	106	106	106	106	106	106	106
R	75	75	75	75	75	75	75	75

R: Radius

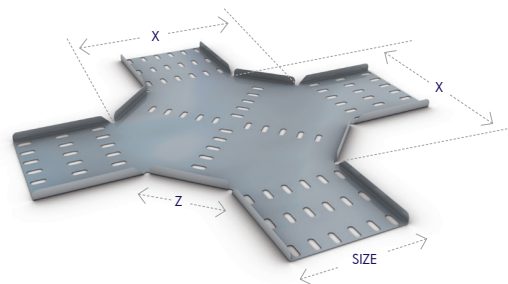


Flat 4 Way Equal Intersection

Ref. KLLD 50 - 600FW

Size	50	75	100	150	225	300	450	600
X	200	225	250	300	375	450	600	750
Z	106	106	106	106	106	106	106	106
R	75	75	75	75	75	75	75	75

R: Radius




LIGHT DUTY CABLE TRAY SYSTEMS

04

Variable Riser

Ref.	Tray Width mm
KLLD50VR	50
KLLD75VR	75
KLLD100VR	100
KLLD150VR	150
KLLD225VR	225
KLLD300VR	300
KLLD450VR	450

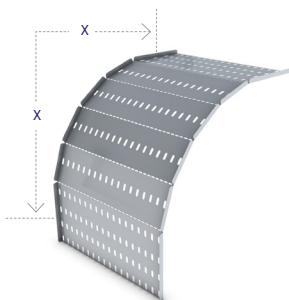
Standard radius: 300mm.



Outside Riser

Ref. KLLD 600ER

Size	600
X	314



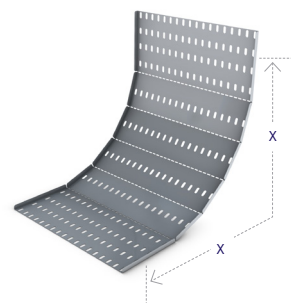
Standard radius: 300mm.

600 will be supplied formed 90 degrees

Inside Riser

Ref. KLLD 600IR

Size	600
X	300



Standard radius: 300mm.

600 will be supplied formed 90 degrees

Standard Trunking

Multi Compartment Trunking

Lighting Trunking

Uniklip Cable Tray

Speedway Cable Ladder

Cable Basket Systems

Channel & Support

Floor Trunking

Bench Outlet & Perimeter Trunking

Steel Conduit (Class 4)

Innovative Design Solutions

Accessories & Supports

Index

DISCOVER WHAT **3X** FASTER LOOKS LIKE



visit: **unitrunk.co.uk** to watch Uniklip vs. a standard system in the Cheetah Challenge


55

visit online: uk **unitrunk.co.uk** ireland **unitrunk.ie**

Medium Duty Cable Tray (in accordance with BS 61537:2007)

Ref.	Tray Width mm
KLMR50T	50
KLMR75T	75
KLMR100T	100
KLMR150T	150
KLMR225T	225
KLMR300T	300
KLMR450T	450
KLMR600T	600


Available finishes include:
Pre-galvanised to BS EN 10346:2009
(standard references throughout brochure).
Powder coated (prefix reference with CP).



UNIKLIP

Bag Ref. KLIPPKT
Box Ref. KLIPBOX

Available in bags of 40
or boxes of 200.



Uniklip is supplied with fittings and couplers.

Tray Divider


Ref. KLMR/DF

Length = 3000mm.



Tray to Channel Klip


Ref. CHTR 25



Fish Plate

Ref. FP 150-600mm


Length 200mm.



Fish Plate Coupler

Ref. KLMR/FPC 50-600


Length 200mm.



Straight Coupler

Ref. KLMR/SC

Length 200mm.
Sold in pairs.




MEDIUM DUTY CABLE TRAY SYSTEMS

Reducer

Ref. KLMR/SR

Assembly space = 250mm.

Please state sizes required.



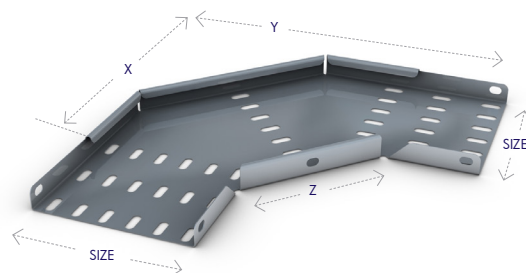
Flat 90° Bend

Ref. KLMR 50 - 600FB90

Size	50	75	100	150	225	300	450	600
X	125	150	175	225	300	400	550	700
Y	213	238	263	313	388	488	638	788
Z	106	106	106	106	106	142	142	142
R	75	75	75	75	75	100	100	100

(Fitting widths W. Sizes in mm)

R: Radius



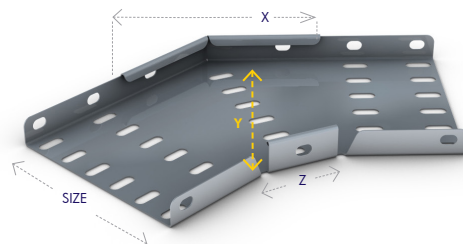
Flat 45° Bend

Ref. KLMR 50 - 600FB45

Size	50	75	100	150	225	300	450	600
X	88	106	124	159	212	283	389	495
Y	72	97	122	172	247	329	479	629
Z	58	58	58	58	58	77	77	77
R	75	75	75	75	75	100	100	100

(Fitting widths W. Sizes in mm)

R: Radius

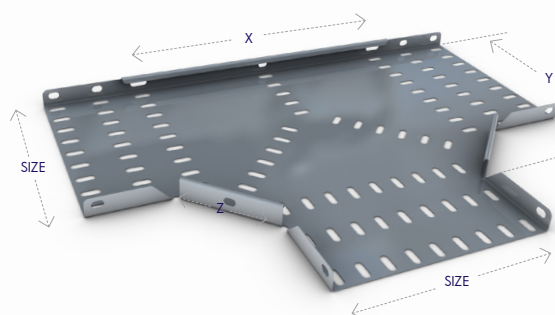


Flat Equal Tee

Ref. KLMR 50 - 600ET

Size	50	75	100	150	225	300	450	600
X	196	221	246	296	371	446	596	746
Y	123	148	173	223	298	373	523	673
Z	106	106	106	106	106	106	106	106
R	75	75	75	75	75	75	75	75

R: Radius

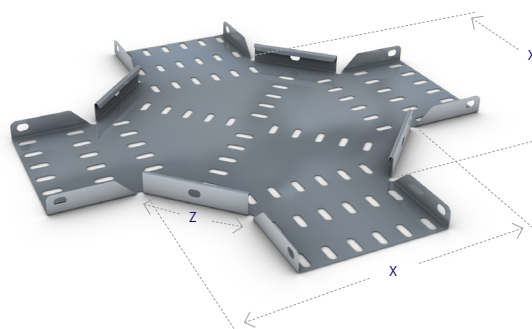


Flat 4 Way Equal Intersection

Ref. KLMR 50 - 600FW

Size	50	75	100	150	225	300	450	600
X	200	225	250	300	375	450	600	750
Z	106	106	106	106	106	106	106	106
R	75	75	75	75	75	75	75	75


R: Radius



Variable Riser

Ref.	Tray Width mm
KLMR50VR	50
KLMR75VR	75
KLMR100VR	100
KLMR150VR	150
KLMR225VR	225
KLMR300VR	300
KLMR450VR	450

(Fitting widths W. Sizes in mm)
Standard radius: 300mm.



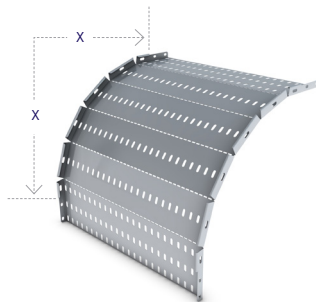
Outside Riser

Ref. KLMR 600ER

Size	600
X	326

Standard radius: 300mm.

600 will be supplied formed 90 degrees



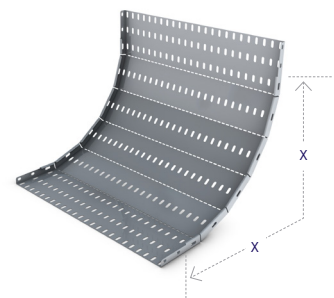
Inside Riser

Ref. KLMR 600IR

Size	600
X	300

Standard radius: 300mm.

600 will be supplied formed 90 degrees



Conduit Take-off Plate

Ref. TRCB20 (20mm)

Ref. TRCB25 (25mm)

Suitable For Light/Medium/Heavy.




Adjustable Tray Extension

Ref. KLMRATE

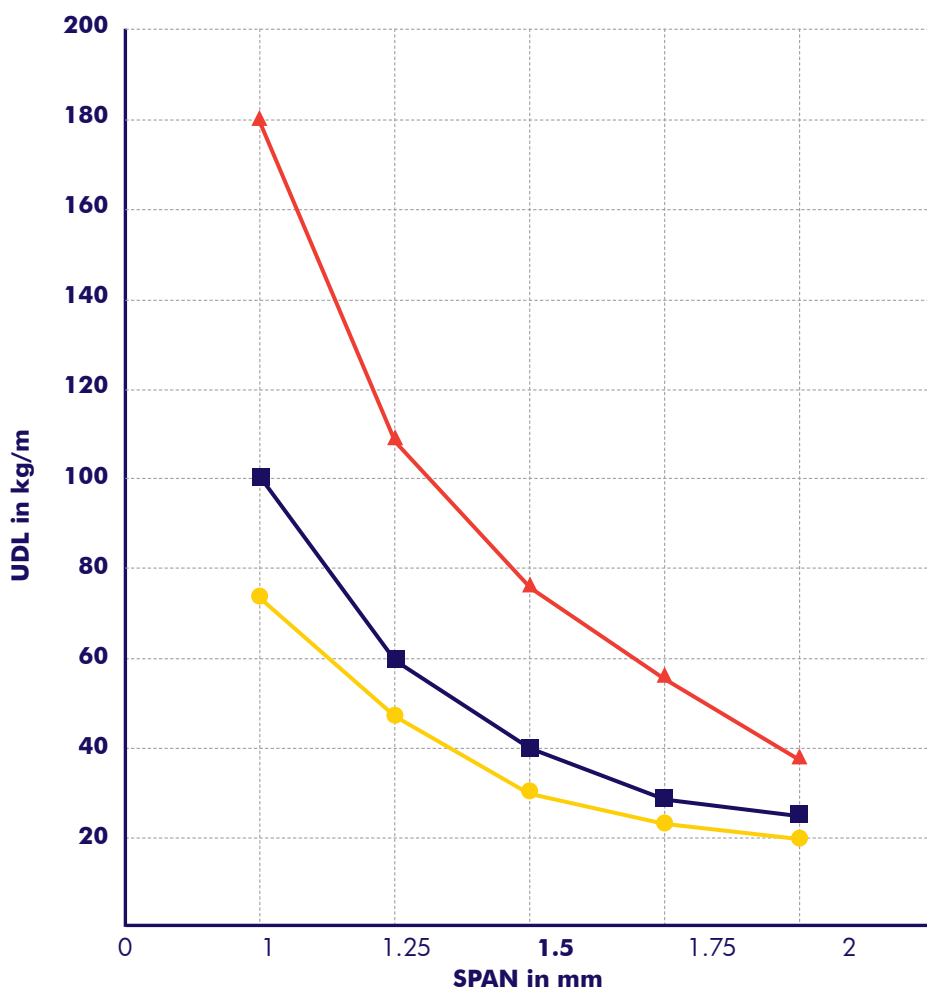
Size	Adjustable length ranges		
50	300 - 450	500 - 800	750 - 1200
75	300 - 450	500 - 800	750 - 1200
100	300 - 450	500 - 800	750 - 1200
150	300 - 450	500 - 800	750 - 1200
225	300 - 450	500 - 800	750 - 1200
300	300 - 450	500 - 800	750 - 1200
450	300 - 450	500 - 800	750 - 1200
600	300 - 450	500 - 800	750 - 1200

Made to order item. Other lengths available on request.



LOADING DATA FOR ALL UNITRUNK MR CABLE TRAY SYSTEMS

Unitrunk MR




Key

- 50 - 150
- 225 - 300
- ▲— 450 - 900

Heavy Duty Cable Tray (in accordance with BS 61537:2007)

Ref.	Tray Width mm
KLHR50T	50
KLHR75T	75
KLHR100T	100
KLHR150T	150
KLHR225T	225
KLHR300T	300
KLHR450T	450
KLHR600T	600


Available finishes include:
Pre-galvanised to BS EN 10346:2009
(standard references throughout brochure).
Powder coated (prefix reference with CP).



UNIKLIP

Bag Ref. KLIPPKT
Box Ref. KLIPBOX

Available in bags of 40
or boxes of 200.



Uniklip is supplied with fittings and couplers.

Tray Divider

Ref. KLHR/DF

Length = 3000mm.



Tray to Channel Klip


Ref. CHTR 50



Fish Plate

Ref. FP 150-600


Length = 200mm.



Fish Plate Coupler

Ref. KLHR/FPC 50-600


Length = 200mm.



Straight Coupler

Ref. KLHR/SC

Length = 200mm.
Sold in pairs.



HEAVY DUTY CABLE TRAY SYSTEMS


04

Reducer

Ref. KLHR/SR

Assembly space = 250mm.

Please state sizes required.

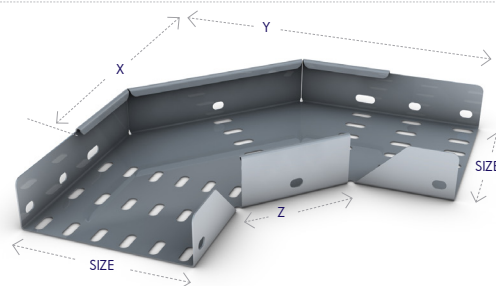


Flat 90° Bend

Ref. KLHR 50-600FB90

Size	50	75	100	150	225	300	450	600
X	125	150	175	225	300	400	550	700
Y	213	238	263	313	388	488	638	788
Z	106	106	106	106	106	142	142	142
R	75	75	75	75	75	100	100	100

R: Radius

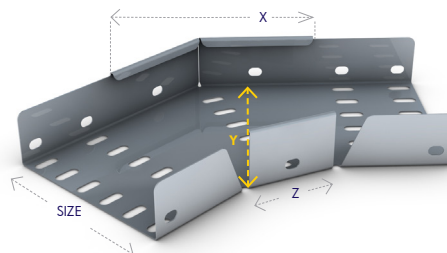


Flat 45° Bend

Ref. KLHR 50-600FB45

Size	50	75	100	150	225	300	450	600
X	88	106	124	159	212	283	389	495
Y	72	97	122	172	247	329	479	629
Z	58	58	58	58	58	77	77	77
R	75	75	75	75	75	100	100	100

R: Radius

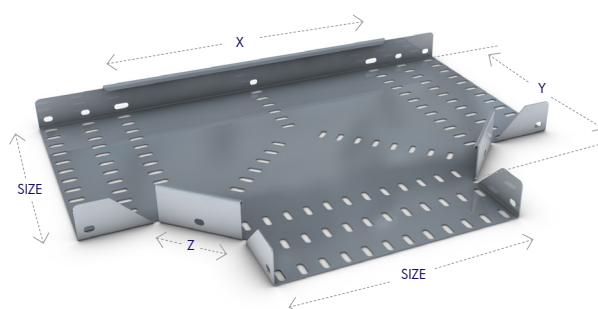


Flat Equal Tee

Ref. KLHR 50-600ET

Size	50	75	100	150	225	300	450	600
X	196	221	246	296	371	446	596	746
Y	123	148	173	223	298	373	523	673
Z	106	106	106	106	106	106	106	106
R	75	75	75	75	75	75	75	75

R: Radius

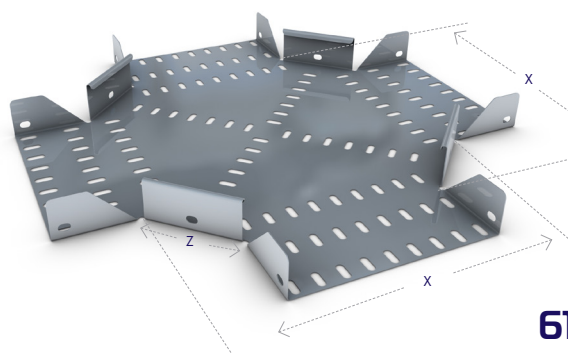


Flat 4 Way Equal Intersection

Ref. KLHR 50-600FW

Size	50	75	100	150	225	300	450	600
X	200	225	250	300	375	450	600	750
Z	106	106	106	106	106	106	106	106
R	75	75	75	75	75	75	75	75

R: Radius



Standard
Trunking

Multi
Compartment
Trunking

Lighting
Trunking

Unklip
Cable Tray

Speedway
Cable Ladder

Cable Basket
Systems

Channel &
Support

Floor
Trunking

Bench Outlet
& Perimeter
Trunking

Steel Conduit
(Class 4)

Innovative
Design
Solutions


Accessories
& Supports

Index

Variable Riser

Ref.	Tray Width mm
KLHR50VR	50
KLHR75VR	75
KLHR100VR	100
KLHR150VR	150
KLHR225VR	225
KLHR300VR	300
KLHR450VR	450

(Fitting widths W. Sizes in mm)
Standard radius: 300mm.




Outside Riser

Ref. KLHR 600ER

Size	600
X	350

Standard radius: 300mm.

600 will be supplied formed 90 degrees



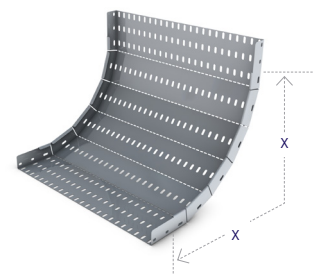
Inside Riser

Ref. KLHR 600IR

Size	600
X	300

Standard radius: 300mm.



600 will be supplied formed 90 degrees



Conduit Take-off Plate

Ref. TRCB20 (20mm)
Ref. TRCB25 (25mm)

Suitable For Light/Medium/Heavy.




Adjustable Tray Extension

Ref. KLHRATE

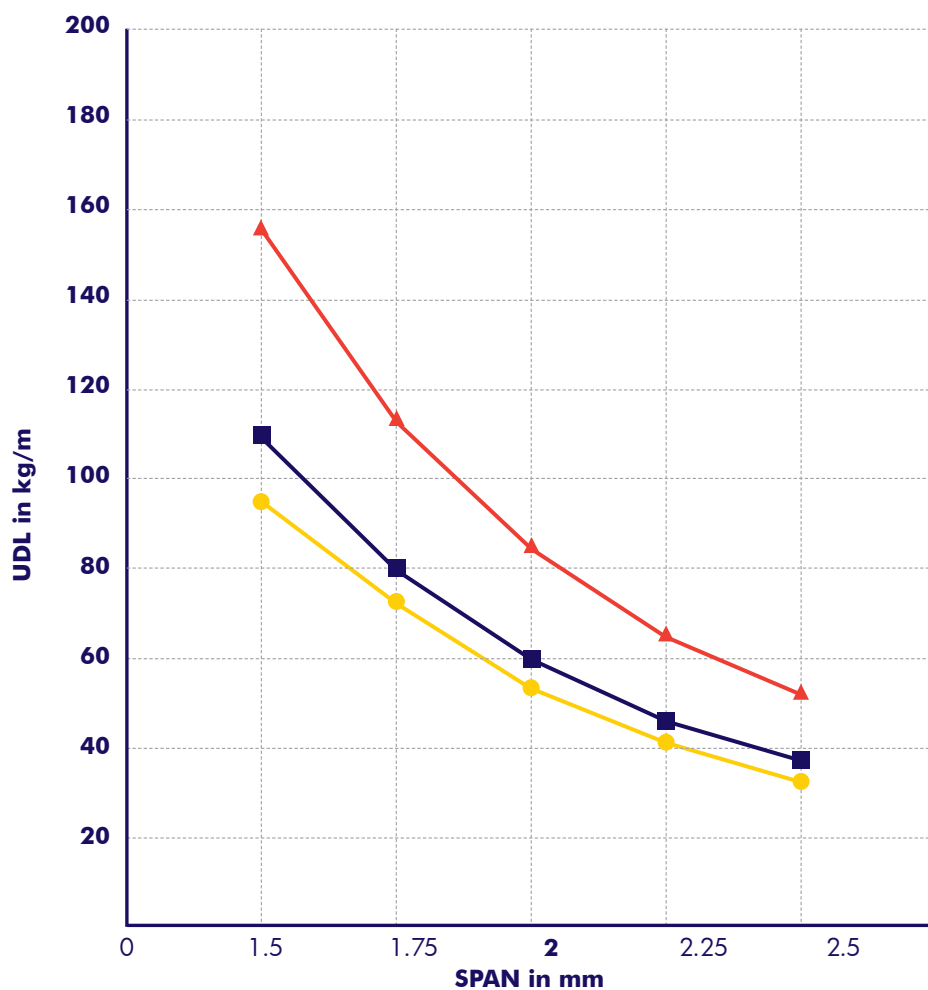
Size	Adjustable length ranges		
50	300 - 450	500 - 800	750 - 1200
75	300 - 450	500 - 800	750 - 1200
100	300 - 450	500 - 800	750 - 1200
150	300 - 450	500 - 800	750 - 1200
225	300 - 450	500 - 800	750 - 1200
300	300 - 450	500 - 800	750 - 1200
450	300 - 450	500 - 800	750 - 1200
600	300 - 450	500 - 800	750 - 1200

Made to order. Other lengths available on request.



LOADING DATA FOR ALL UNITRUNK HR CABLE TRAY SYSTEMS

Unitrunk HR




Key

- 50 - 150
- 225 - 300
- ▲— 450 - 900


COVERS & BRACKETS

The Unitrunk cable tray range is complimented by an extensive range of covers. Covers are available to suit the Unitrunk medium duty and Unitrunk heavy duty cable tray systems. Covers are used with cable tray to provide mechanical and environmental protection for cables and other items installed on the cable tray. Covers can be installed as either closed (non-ventilated, close-fitting) or ventilated (plain raised cover) depending on the type of cover fixing kit supplied with each cover.

Covers for straight cable tray are available in non-standard gauges to suit particular site installation requirements, consult our Sales Team for details. Ventilated covers for Unitrunk medium duty return flange cable tray have a ventilation gap of 21mm. Ventilated covers for Unitrunk heavy duty return flange cable tray have a ventilation gap of 24mm.

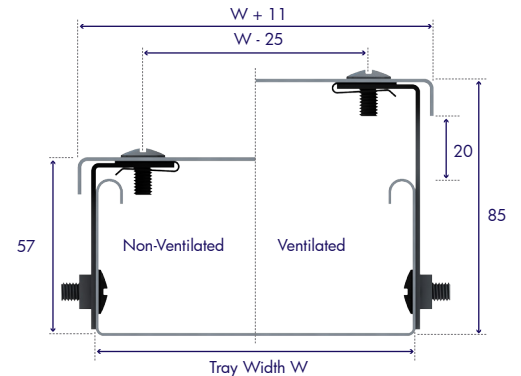


Straight Cable Tray
Ventilated (Raised) Cover

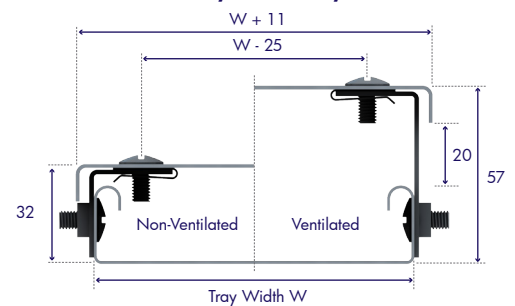


Straight Cable Tray Closed
(Non-Ventilated) Cover

Heavy Duty Cable Tray Covers



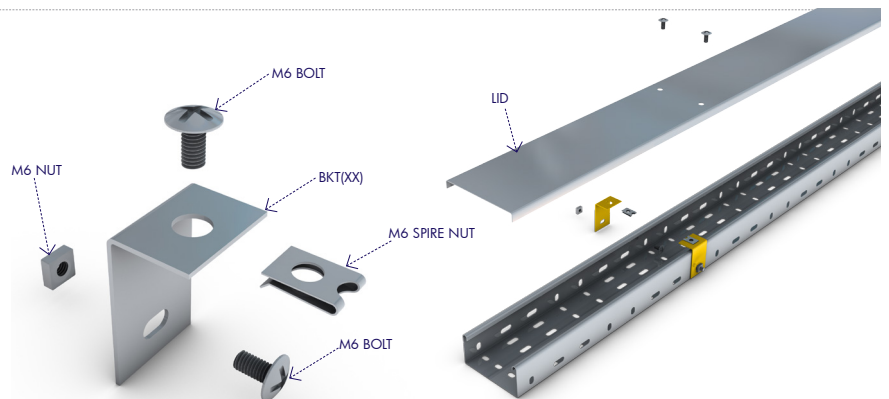
Medium Duty Cable Tray Covers



Cover Fixing Kits

Unitrunk cable tray covers are supplied complete kits with all necessary fixings. Each fixing kit comprises of a component lid, preformed mounting bracket, a corrosion resistant M6 spire nut, two M6 screws and one M6 nut.

The general method of assembly for the Unitrunk cable tray cover is as shown. This method is common to both medium and heavy duty cable trays and to cable tray fittings.



COVER KIT CODE GUIDE

STEP 1 : CHOOSE PRODUCT FINISH



PRE-GALVANISED *has no code prefix

STEP 2: VENTILATION

CODE	COVER TYPE
UC	Unventilated Cover
VC	Ventilated Cover

STEP 3: TRAY SIDE WALL

CODE	SIDEWALL HEIGHT
MR	Medium Duty
HR	Heavy Duty

STEP 4: TRAY WIDTH

CODE	TRAY WIDTH
50	50mm Wide
75	75mm Wide
100	100mm Wide
150	150mm Wide
225	225mm Wide
300	300mm Wide
450	450mm Wide
600	600mm Wide

STEP 5: PRODUCT TYPE

CODE	PRODUCT TYPE
T	Cable Tray
FB90	Flat Bend 90 Degrees
FB45	Flat Bend 45 Degrees
ET	Equal Tee
FW	Fourway Intersection
ER90	External Riser 90 Deg
IR90	Internal Riser 90 Deg
ER45	External Riser 45 Deg
IR45	Internal Riser 45 Deg

EXAMPLE ORDERING:

PREGALV UNVENTILATED MEDIUM DUTY 100MM WIDE EQUAL TEE = **UCMR100ET**

If you need specialist or bespoke products or you can't find the product specification you need, just call one of our regional offices or visit our website.

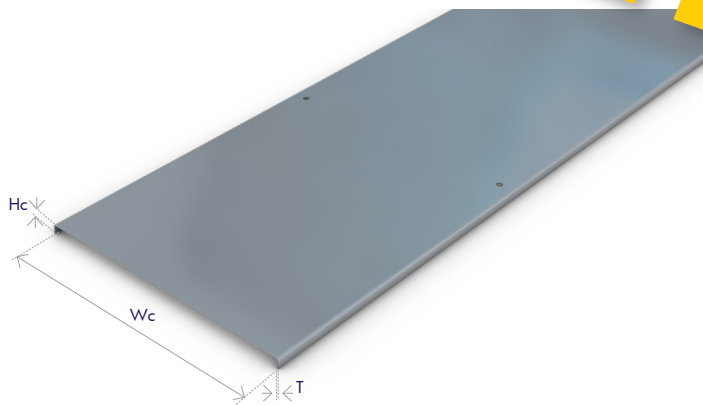
Straight Tray Covers

Unitrunk straight tray covers are 3m in length and are available in widths of 50mm to 900mm as standard. Covers are common for both closed and ventilated applications.

Straight Tray Covers - Dimensions & Weights


Ref.	Tray Width (mm)	Cover Width WC (mm)	Height HC (mm)	Weight (kg)
CR50T	50	61	11.9	2.51
CR75T	75	86	11.9	3.17
CR100T	100	111	11.9	3.92
CR150T	150	161	11.9	5.43
CR225T	225	236	11.9	7.70
CR300T	300	311	12.2	9.96
CR450T	450	461	12.5	18.13
CR600T	600	611	12.5	23.78
CR750T	750	761	12.5	29.47
CR900T	900	911	12.5	35.12

Weights shown are for standard pre-galvanised finish.



Cable Tray Fitting Covers

Unitrunk cable tray fitting covers are available in widths of 50mm to 900mm as standard. Covers are common for both closed and ventilated applications.



Cover Fixing Brackets

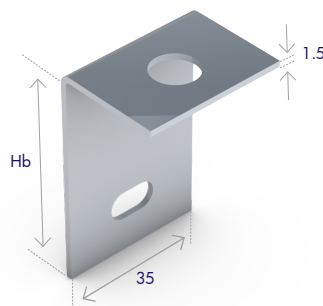
Covers for straight cable tray and cable tray fittings are supplied with the appropriate number of cover fixing kits as follows:

Cover Fixing Kit Requirements

Tray & Fitting Type	Width (mm)		
	50-150	225-450	600-900
Straight Tray	6	6	6
90° Flat Elbows	3	4	6
60° Flat Elbows	3	4	6
45° Flat Elbows	3	3	3
30° Flat Elbows	3	3	3
Inside Risers	4	4	4
Outside Risers	4	4	4
Equal Tees	3	4	5
Unequal Tees*	3	4	5
Equal Crosses	4	4	4
Reducers	4	4	4

*Based on largest branch size

Each cover fixing kit is supplied with the appropriate cover mounting bracket for either a non-ventilated cover or ventilated cover based on the part number ordered. (For dimensions of the cover mounting brackets please see table).



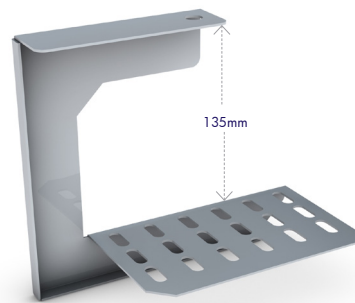
Cover Fixing Brackets - Dimensions

Ref.	Cover Type	Bracket Height Hb mm
BKT28	Medium duty closed covers	28
BKT53	Medium duty ventilated covers	53
BKT53	Heavy duty closed covers	53
BKT78	Heavy duty ventilated covers	78

Tray Overhead Hangers

Ref. OH50-OH300


Suitable for Light/Medium/Heavy Duty Cable Tray.
50mm to 300mm Tray Width.



Vertical Adjustable Coupler

Medium Ref. KLMRVAC
Heavy Ref. KLHRVAC

Sold in pairs to suit MR and HR Tray.




Stand-off Bracket

Ref. SOB50-SOB600

Size	50	75	100	150	225	300	450	600


Available finishes include: Pre-galvanised to BS EN 10346:2009 (standard references throughout brochure).
Powder coated (prefix reference with CP).



Cantilever Arm

Ref. KLCARM

Size	100	150	225	300	450




Fitting to Fitting Adapter

Ref. KLLDFFA, Ref. KLMRFFA, Ref. KLHRFFA

Size	50	75	100	150	225	300	450	600

Used to connect one cable tray fitting directly onto another cable tray fitting.



CABLE TRAY SYSTEM FINISHES

(EXCLUDING RIS UNIKLIP SYSTEM)

Galvanised After: Products to this finish are manufactured from mild steel and galvanised after manufacture in accordance with BS EN 1461. These products achieve a thicker coating of zinc which enhances the products resistance to corrosion. Products to this finish are suitable for outdoor installations.



Stainless Steel: Used for products to be installed in the harshest of environments and in various process facilities. Unitrunk offers two grades of stainless steel material.

304: Used extensively throughout the industry. This is a tough, corrosion resistant austenitic grade of stainless steel which is popular in the food and pharmaceutical process industries. Unitrunk cable trunkings are as standard supplied in this grade of material.



316: Also referred to as Marine Grade. This austenitic grade of stainless steel through the addition of molybdenum is used mainly for installations which are exposed to high saline content environments such as offshore facilities and coastal environments. Our cable ladders, cable trays and support channels are supplied as standard in this grade of material. These two grades of stainless steel are to BS EN 10088-2:2005.



Powder Coated (Multicoloured): The painted finish is achieved by powder coating the base steel. This process is achieved by electrostatically charging the base material and then applying a free flowing, dry coloured powder to it. Heat is then applied to allow it to flow and form a "skin". The powder coated finish is very tough and durable providing relatively good corrosion protection. It can be applied to any type of steel finish, including post-galvanised.



Galvanised After Manufacture Corten A Steel: This material is used for products to be installed in environments where high levels of humidity and/or where corrosive substances are present. The high silicon content of Corten A substantially increases the zinc coating thickness which adheres to the surface of the steel thereby extending the life cycle of the installation. The typical zinc coating thickness achieved on 2.0mm mild steel, in accordance with BS EN 1461, is 55µ (microns) whereas 2.0mm Corten A steel can comfortably achieve a coating thickness of 140µ, more than doubling the time to first maintenance.



Pre-Galvanised 750 + 900: Mild steel material to BS EN 10346:2009, pre-coated at the steel manufacturers. Good resistance to rust in a dry, indoor environment. Not recommended for humid or outdoor installations.



Standard
Trunking

Multi
Compartment
Trunking

Lighting
Trunking

Uniklip
Cable Tray

Speedway
Cable Ladder

Cable Basket
Systems

Channel &
Support

Floor
Trunking

Bench Outlet
& Perimeter
Trunking

Steel Conduit
(Class 4)

Innovative
Design
Solutions

Accessories
& Supports

Index



SECTION 4

CABLE TRAY SYSTEMS


The Unitrunk range of Cable Tray Systems has been developed to suit the demands of an ever changing market. Considerable investment in state of the art computerised machinery has developed a production facility which is able to respond quickly to the demands of the market, making Unitrunk one of the most advanced companies in this field.

Customer satisfaction is of paramount importance to Unitrunk and great care is taken to ensure that the highest standards of manufacture are maintained. Unitrunk Cable Tray Systems consist of light, medium and heavy duty pattern with standard perforations. The requirements of a cable tray finish can vary, depending upon the situation, from being purely cosmetic to being capable of providing protection in the most corrosive environments. Unitrunk Cable Tray is produced in pre-galvanised mild steel to BS EN 10346:2009 or galvanized in accordance with BS EN ISO1461. All our trays conform to BS 61537:2007. A wide range of materials and finishes are also available on request.

ACCREDITED TO THE FOLLOWING STANDARDS



FM11705

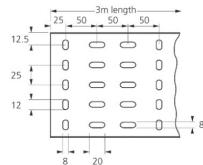


LIGHT DUTY CABLE TRAY SYSTEMS

Light Duty Cable Tray (in accordance with BS 61537:2007)

All light duty tray lengths up to and including LD225T will be supplied with an inwards form on one end (to eliminate the need for couplers). LD300/T and above require the use of couplers. A range of gauges are available on request.

Ref.	Tray Width mm
LD50T	50
LD75T	75
LD100T	100
LD150T	150
LD225T	225
LD300T	300
LD450T	450
LD600T	600
LD750T	750
LD900T	900



Swaged joint


13.5mm on 50-225mm width

21.5mm on 300-900mm width

If you require 50 - 600 in **PG** please refer to the **UNIKLIP** Cable Tray section on page 53

Straight Coupler


Ref.LD/SC



Length 161mm.
Sold in pairs.

Fish Plate

Ref.FP 225-900



Tray width less 58mm


Earth Link

Ref.CES (Plain Copper)
Ref.TCES (Tinned Copper)
Ref.EBS100 (M6 Braid)



Cranked Coupler


Ref.LD/CC



Sold in pairs.

Reducer

Ref.LD-SR



Total length 250mm.
Please state sizes required.

Bolts & Nuts

Ref.M6X12



Order separately.

Flat 90° Bend

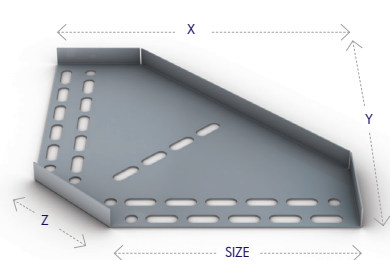
Ref.LD 50-900FB90

Size	50	75	100	150	225	300	450	600	750	900
X	126	151	175	225	375	450	600	750	900	1058
Y	166	191	215	265	415	490	640	790	940	1098
Z	107	107	107	107	211	211	211	211	211	211

Available across this size range



Available across this size range



If you require 50 - 600 in **PG** please refer to the **UNIKLIP** Cable Tray section on page 54

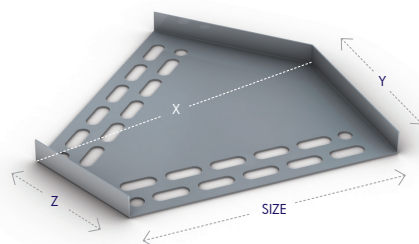
Flat 45° Bend

Ref.LD 50-900FB45

Size	50	75	100	150	225	300	450	600	750	900
X	66	93	120	174	268	344	510	673	835	998
Y	52	63	73	94	155	187	249	311	373	435
Z	58	58	58	58	115	115	115	115	115	115

Available across this size range

PG 750 - 900 ONLY



If you require 50 - 600 in PG please refer to the UNIKLIP Cable Tray section on page 54

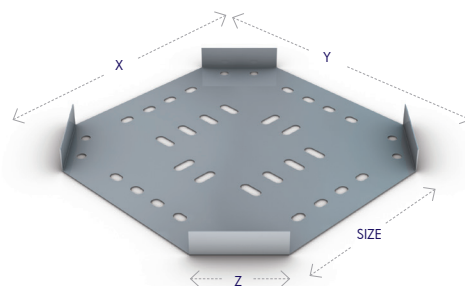
Flat 4 Way Equal Intersection

Ref.LD 50-900FW

Size	50	75	100	150	225	300	450	600	750	900
X	177	213	249	320	532	637	850	1062	1274	1486
Y	177	213	249	320	532	637	850	1062	1274	1486
Z	107	107	107	107	211	211	211	211	211	211

Available across this size range

PG 750 - 900 ONLY



If you require 50 - 600 in PG please refer to the UNIKLIP Cable Tray section on page 54

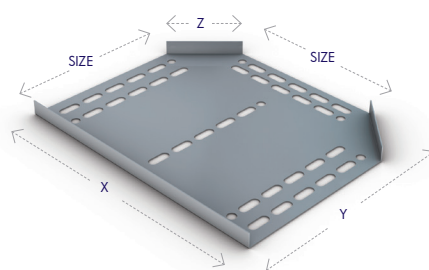
Flat Equal Tee

Ref.LD 50-900ET

Size	50	75	100	150	225	300	450	600	750	900
X	204	229	254	304	530	605	755	906	1056	1206
Y	127	152	177	227	377	452	603	752	902	1053
Z	107	107	107	107	211	211	211	211	211	211

Available across this size range

PG 750 - 900 ONLY



If you require 50 - 600 in PG please refer to the UNIKLIP Cable Tray section on page 54

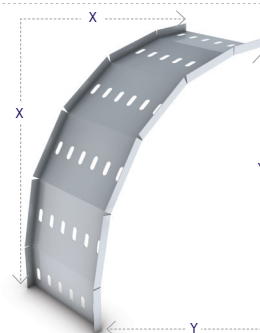
Outside Riser

Ref.LD 50-450VR 600-900ER

Size	50	75	100	150	225	300	450	600	750	900
X	297	297	297	297	297	297	297	297	297	297
Y	337	337	337	337	337	337	337	337	337	337

Available across this size range

PG 750 - 900 ONLY



If you require 50 - 600 in PG please refer to the UNIKLIP Cable Tray section on page 55

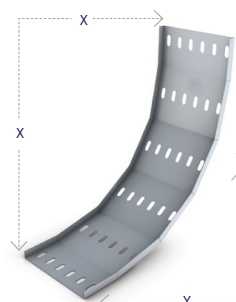
Inside Riser

Ref.LD 50-450VR 600-900IR

Size	50	75	100	150	225	300	450	600	750	900
X	297	297	297	297	297	297	297	297	297	297
Y	337	337	337	337	337	337	337	337	337	337

Available across this size range

PG 750 - 900 ONLY



If you require 50 - 600 in PG please refer to the UNIKLIP Cable Tray section on page 55

MEDIUM DUTY CABLE TRAY SYSTEMS


04

Medium Duty Cable Tray (in accordance with BS 61537:2007)

Ref.	Tray Width mm
MR50T	50
MR75T	75
MR100T	100
MR150T	150
MR225T	225
MR300T	300
MR450T	450
MR600T	600
MR750T	750
MR900T	900

Available across this size range

750 - 900 ONLY




If you require 50 - 600 in  please refer to the **UNIKLIP** Cable Tray section on page 56

Straight Coupler

Ref.MR/SC

Length 225mm.
Sold in pairs.



Tray Divider

Ref.MR/DF


Length 3000mm.



Fish Plate

Ref.FP 100-900mm


Tray width less 58mm



Cranked Coupler


Ref.MR/CC

Sold in pairs.



Tray to Channel Klip

Ref. CHTR 25



Standard
Trunking

Multi
Compartment
Trunking

Lighting
Trunking

Cable Tray

Speedway
Cable Ladder

Cable Basket
Systems

Channel &
Support

Floor
Trunking

Bench Outlet
& Perimeter
Trunking

Steel Conduit
(Class 4)

Innovative
Design
Solutions

Accessories
& Supports

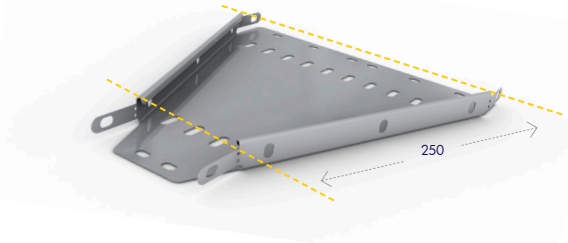
Index

MEDIUM DUTY CABLE TRAY SYSTEMS

Reducer

Ref.MR-SR

Total length 250mm.
Please state sizes required.



Flat 90° Bend

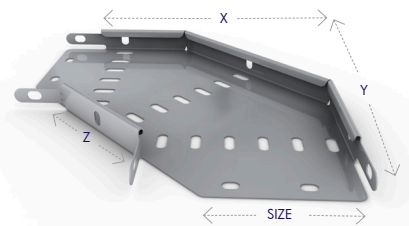
Ref.MR 50-900FB90

Size	50	75	100	150	225	300	450	600	750	900
X	126	151	175	225	375	450	600	750	900	1058
Y	166	191	215	265	415	490	640	790	940	1098
Z	107	107	107	107	211	211	211	211	211	211

Available across this size range



Available across this size range



If you require 50 - 600 in please refer to the **UNIKLIP** Cable Tray section on page 57

Flat 45° Bend

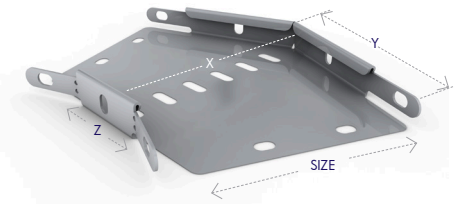
Ref.MR 50-900FB45

Size	50	75	100	150	225	300	450	600	750	900
X	66	93	120	174	268	344	510	673	835	998
Y	52	63	73	94	155	187	249	311	373	435
Z	58	58	58	58	115	115	115	115	115	115

Available across this size range



Available across this size range



If you require 50 - 600 in please refer to the **UNIKLIP** Cable Tray section on page 57

Flat 4 Way Equal Intersection

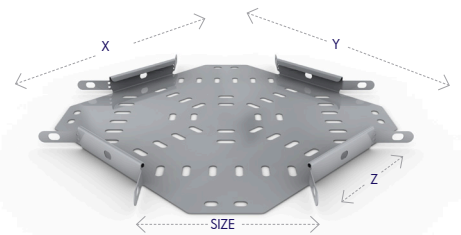
Ref.MR 50-900FW

Size	50	75	100	150	225	300	450	600	750	900
X	177	213	249	320	532	637	850	1062	1274	1486
Y	177	213	249	320	532	637	850	1062	1274	1486
Z	107	107	107	107	211	211	211	211	211	211

Available across this size range



Available across this size range



If you require 50 - 600 in please refer to the **UNIKLIP** Cable Tray section on page 57

Flat Equal Tee

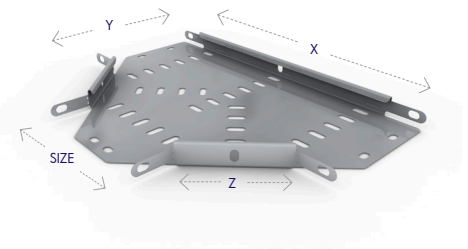
Ref.MR 50-900ET

Size	50	75	100	150	225	300	450	600	750	900
X	204	229	254	304	530	605	755	906	1056	1206
Y	127	152	177	227	377	452	603	752	902	1053
Z	107	107	107	107	211	211	211	211	211	211

Available across this size range



Available across this size range



MEDIUM DUTY CABLE TRAY SYSTEMS

Outside Riser

Ref.MR 50-450VR
Ref.MR 600-900ER

Size	50	75	100	150	225	300	450	600	750	900
X	297	297	297	297	297	297	297	297	297	297
Y	337	337	337	337	337	337	337	337	337	337

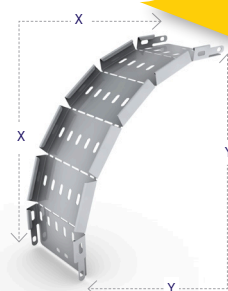
Available across this size range

GA SS CP GX

Available across this size range

PG 750 - 900 ONLY

If you require 50 - 600 in PG please refer to the **UNIKLIP** Cable Tray section on page 58



Inside Riser

Ref.MR 50-450VR
Ref.MR 600-900IR

Size	50	75	100	150	225	300	450	600	750	900
X	297	297	297	297	297	297	297	297	297	297
Y	337	337	337	337	337	337	337	337	337	337

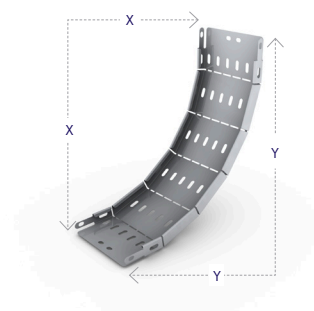
Available across this size range

GA SS CP GX

Available across this size range

PG 750 - 900 ONLY


If you require 50 - 600 in PG please refer to the **UNIKLIP** Cable Tray section on page 58



Conduit Take-off Plate


Ref.TRCB20
Ref.TRCB25

Suitable For Light/Medium/Heavy.



Earth Link

Ref.CES (Plain Copper)
Ref.TCES (Tinned Copper)
Ref.EBS100 (M6 Braid)



Bolts & Nuts

Ref.M6X12

Order separately.




Heavy Duty Cable Tray (in accordance with BS 61537:2007)

Ref.	Tray Width mm
HR50T	50
HR75T	75
HR100T	100
HR150T	150
HR225T	225
HR300T	300
HR450T	450
HR600T	600
HR750T	750
HR900T	900

Available across this size range

750 - 900 ONLY




If you require 50 - 600 in please refer to the **UNIKLIP** Cable Tray section on page 60

Straight Coupler

Ref.HR/SC


Length 225mm.
Sold in pairs.



Tray Divider

Ref.HR/DF


Length 3000mm.



Fish Plate

Ref.FP 100-900mm


Tray width less 58mm.



Cranked Coupler

Ref.HR/CC

Sold in pairs.



Tray to Channel Klip

Ref. CHTR 50




HEAVY DUTY CABLE TRAY SYSTEMS

Reducer

Ref.HR-SR

Total length 250mm.
Please state sizes required.



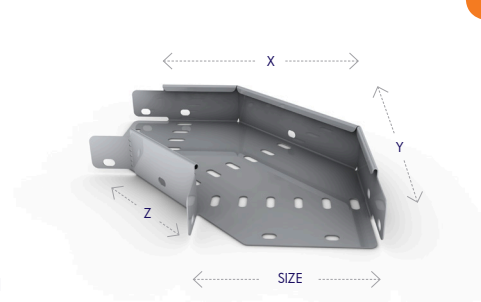
Flat 90° Bend

Ref.HR 50-900FB90

Size	50	75	100	150	225	300	450	600	750	900
X	126	151	175	225	375	450	600	750	900	1058
Y	166	191	215	265	415	490	640	790	940	1098
Z	107	107	107	107	211	211	211	211	211	211

Available across this size range

If you require 50 - 600 in please refer to the **UNIKLIP** Cable Tray section on page 61



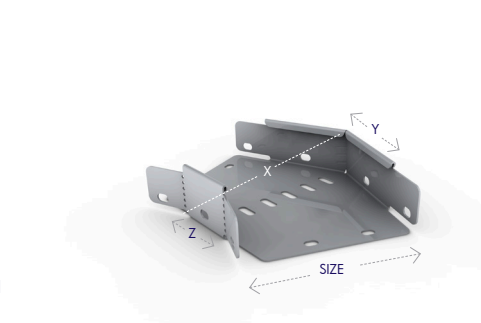
Flat 45° Bend

Ref.HR 50-900FB45

Size	50	75	100	150	225	300	450	600	750	900
X	66	93	120	174	268	344	510	673	835	998
Y	52	63	73	94	155	187	249	311	373	435
Z	58	58	58	58	115	115	115	115	115	115

Available across this size range

If you require 50 - 600 in please refer to the **UNIKLIP** Cable Tray section on page 61



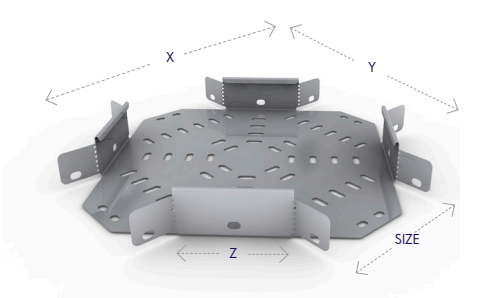
Flat 4 Way Equal Intersection

Ref.HR 50-900FW

Size	50	75	100	150	225	300	450	600	750	900
X	177	213	249	320	532	637	850	1062	1274	1486
Y	177	213	249	320	532	637	850	1062	1274	1486
Z	107	107	107	107	211	211	211	211	211	211

Available across this size range

If you require 50 - 600 in please refer to the **UNIKLIP** Cable Tray section on page 61



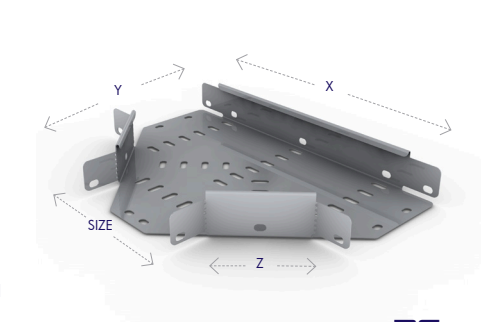
Flat Equal Tee

Ref.HR 50-900ET

Size	50	75	100	150	225	300	450	600	750	900
X	204	229	254	304	530	605	755	906	1056	1206
Y	127	152	177	227	377	452	603	752	902	1053
Z	107	107	107	107	211	211	211	211	211	211

Available across this size range

If you require 50 - 600 in please refer to the **UNIKLIP** Cable Tray section on page 61



75

Outside Riser

Ref.HR 50-450VR
Ref.HR 600-900ER

Size	50	75	100	150	225	300	450	600	750	900
X	297	297	297	297	297	297	297	297	297	297
Y	337	337	337	337	337	337	337	337	337	337

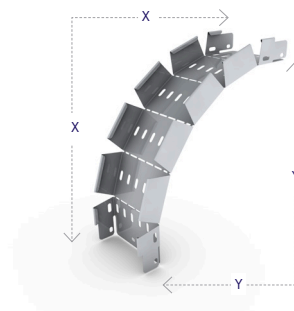
Available across this size range

PG 750 - 900 ONLY

GA SS CP GX

Available across this size range

If you require 50 - 600 in PG please refer to the UNIKLIP Cable Tray section on page 62



Inside Riser

Ref.HR 50-450VR
Ref.HR 600-900IR

Size	50	75	100	150	225	300	450	600	750	900
X	297	297	297	297	297	297	297	297	297	297
Y	337	337	337	337	337	337	337	337	337	337

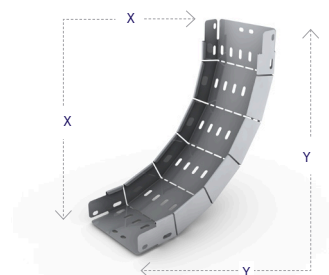
Available across this size range

PG 750 - 900 ONLY

GA SS CP GX

Available across this size range

If you require 50 - 600 in PG please refer to the UNIKLIP Cable Tray section on page 62



**DON'T FORGET
THE NUTS &
BOLTS OF IT...**

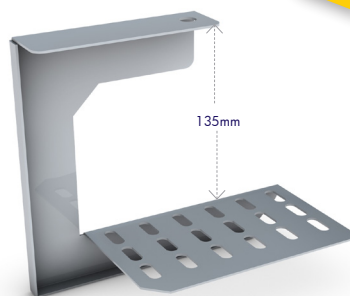
**REMEMBER TO CHECK
SECTION 12
For all your Accessories
& Supports needs**

SEE PAGE 154

Tray Overhead Hangers

Ref.OH50-OH300


Suitable for Light/Medium/Heavy Duty Cable Tray.
50mm to 300mm Tray Width.



Vertical Adjustable Coupler

Ref.HR-VAC / MR-VAC

Sold in pairs to suit MR and HR Tray.



Stand-off Bracket


Ref. SOB50-SOB600

Size	50	75	100	150	225	300	450	600
Height	40	40	40	40	40	40	40	40

Order Information


Stainless Steel 316 grade (prefix reference with SS).

Available finishes include: Pre-galvanised to BS EN 10346:2009 (standard references throughout brochure).
Post galvanised to BS EN ISO 1461:2009 (prefix reference with GA). Powder coated (prefix reference with CP).



Earth Link


Ref.CES (Plain Copper)
Ref.TCES (Tinned Copper)
Ref.EBS100 (M6 Braid)




COVERS & BRACKETS

The Unitrunk cable tray range is complimented by an extensive range of covers. Covers are available to suit the Unitrunk medium duty and Unitrunk heavy duty cable tray systems. Covers are used with cable tray to provide mechanical and environmental protection for cables and other items installed on the cable tray. Covers can be installed as either closed (non-ventilated, close-fitting) or ventilated (plain raised cover) depending on the type of cover fixing kit supplied with each cover.

Covers for straight cable tray are available in non-standard gauges to suit particular site installation requirements, consult our Sales Team for details. Ventilated covers for Unitrunk medium duty return flange cable tray have a ventilation gap of 21mm. Ventilated covers for Unitrunk heavy duty return flange cable tray have a ventilation gap of 24mm.

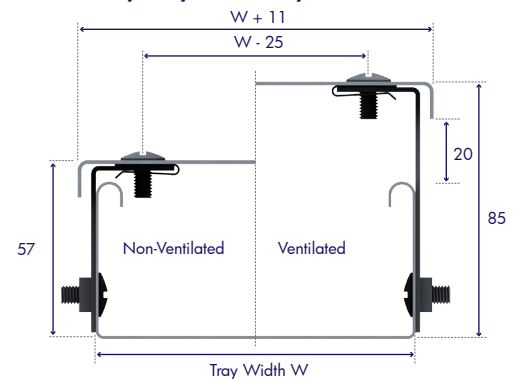


Straight Cable Tray
Ventilated (Raised) Cover

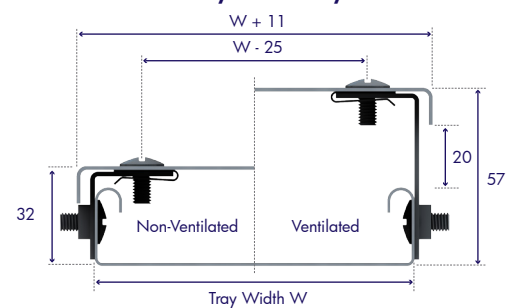


Straight Cable Tray Closed
(Non-Ventilated) Cover

Heavy Duty Cable Tray Covers



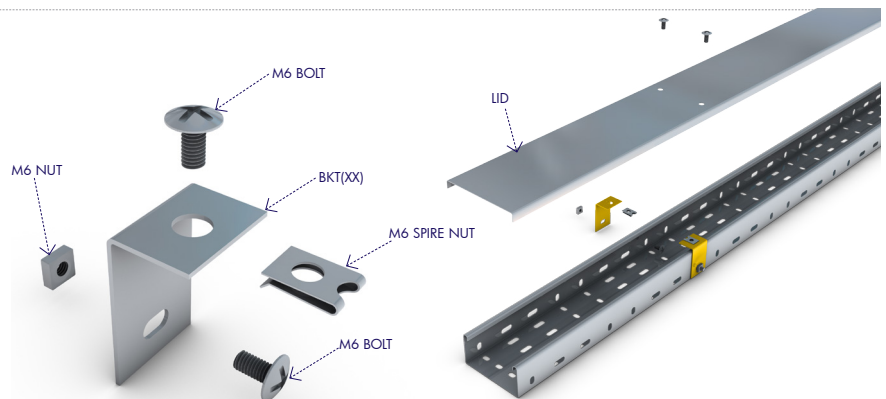
Medium Duty Cable Tray Covers



Cover Fixing Kits

Unitrunk cable tray covers are supplied complete kits with all necessary fixings. Each fixing kit comprises of a component lid, preformed mounting bracket, a corrosion resistant M6 spire nut, two M6 screws and one M6 nut.

The general method of assembly for the Unitrunk cable tray cover is as shown. This method is common to both medium and heavy duty cable trays and to cable tray fittings.



COVER KIT CODE GUIDE

STEP 1 : CHOOSE PRODUCT FINISH



PRE-GALVANISED *has no code prefix

STEP 2: VENTILATION

CODE	COVER TYPE
UC	Unventilated Cover
VC	Ventilated Cover

STEP 3: TRAY SIDE WALL

CODE	SIDEWALL HEIGHT
MR	Medium Duty
HR	Heavy Duty

STEP 4: TRAY WIDTH

CODE	TRAY WIDTH
50	50mm Wide
75	75mm Wide
100	100mm Wide
150	150mm Wide
225	225mm Wide
300	300mm Wide
450	450mm Wide
600	600mm Wide
750	750mm Wide
900	900mm Wide

STEP 5: PRODUCT TYPE

CODE	PRODUCT TYPE
T	Cable Tray
FB90	Flat Bend 90 Degrees
FB45	Flat Bend 45 Degrees
ET	Equal Tee
FW	Fourway Intersection
ER90	External Riser 90 Deg
IR90	Internal Riser 90 Deg
ER45	External Riser 45 Deg
IR45	Internal Riser 45 Deg

EXAMPLE ORDERING:

STAINLESS STEEL UNVENTILATED HEAVY DUTY 100MM WIDE EQUAL TEE = **SSUCHR100ET**

If you need specialist or bespoke products or you can't find the product specification you need, just call one of our regional offices or visit our website.



CABLE TRAY ACCESSORIES


Straight Tray Covers

Unitrunk straight tray covers are 3m in length and are available in widths of 50mm to 900mm as standard. Covers are common for both closed and ventilated applications.

Straight Tray Covers - Dimensions & Weights


Ref.	Tray Width (mm)	Cover Width WC (mm)	Height HC (mm)	Weight (kg)
CR50T	50	61	11.9	2.59
CR75T	75	86	11.9	3.31
CR100T	100	111	11.9	3.99
CR150T	150	161	11.9	5.61
CR225T	225	236	11.9	7.92
CR300T	300	311	12.2	10.01
CR450T	450	461	12.5	18.19
CR600T	600	611	12.5	23.82
CR750T	750	761	12.5	29.63
CR900T	900	911	12.5	35.31

Weights shown are for standard stainless steel finish.



Cable Tray Fitting Covers

Unitrunk cable tray fitting covers are available in widths of 50mm to 900mm as standard. Covers are common for both closed and ventilated applications.



Cover Fixing Brackets

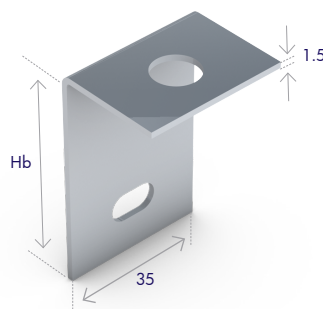
Covers for straight cable tray and cable tray fittings are supplied with the appropriate number of cover fixing kits as follows:

Cover Fixing Kit Requirements

Tray & Fitting Type	Width (mm)		
	50-150	225-450	600-900
Straight Tray	6	6	6
90° Flat Elbows	3	4	6
60° Flat Elbows	3	4	6
45° Flat Elbows	3	3	3
30° Flat Elbows	3	3	3
Inside Risers	4	4	4
Outside Risers	4	4	4
Equal Tees	3	4	5
Unequal Tees*	3	4	5
Equal Crosses	4	4	4
Reducers	4	4	4

*Based on largest branch size

Each cover fixing kit is supplied with the appropriate cover mounting bracket for either a non-ventilated cover or ventilated cover based on the part number ordered. (For dimensions of the cover mounting brackets please see table).



Cover Fixing Brackets - Dimensions

Ref.	Cover Type	Bracket Height Hb mm
BKT28	Medium duty closed covers	28
BKT53	Medium duty ventilated covers	53
BKT53	Heavy duty closed covers	53
BKT78	Heavy duty ventilated covers	78

UNITRUNK CASE STUDY

A TOWERING SUCCESS



Innovation is key to this project and with Unitrunk's expertise we worked together to ensure any obstacles were overcome. ” ”

Morris Cairns, Director,
Blackbourne Integrated M & E

Costing £85 million and measuring 85 metres in height, the Obel Tower super structure when completed is set to dominate the Belfast skyline and will overtake the current tallest skyscraper in Ireland. The obelisk shaped structure will contain 28 floors of 282 residential apartments with residents set to enjoy stunning views across Belfast.

The project was selected by Constructing Excellence in NI as a demonstration of Design Quality using Modern Methods of Construction. With many innovations being demonstrated, Unitrunk worked closely with the contractor to develop cable trunking and tray that assisted in running cabling through confined spaces. Unitrunk are proud to be part of local history in providing a complete cable management solution for what is set to be one of Belfast's most iconic developments.



PRODUCTS

- RIS Basket
- Speedway SW4 Cable Ladder
- HR and MR Cable Tray
- Lighting Trunking
- Standard Trunking
- Multi-Compartment Trunking



SECTION 5

SPEEDWAY CABLE LADDER SYSTEMS

The Speedway Cable Ladder System represents a major advance in cable ladder design, providing faster and easier installation, a unique coupler locking system and a comprehensive range of accessories.

The Speedway Cable Ladder System is subject to Registered Design, Trade Mark and Patent considerations and conforms to BS EN 61537:2007.

SPEEDWAY – FOR WHEN IT MATTERS

THE LADDER SYSTEMS

are manufactured in **3** heights:

- SPEEDWAY 4 (SW4) - 110mm overall height
- SPEEDWAY 5 (SW5) - 125mm overall height
- SPEEDWAY 6 (SW6) - 150mm overall height

SYSTEM ATTRIBUTES

Special Profiled Side Section:

1. Enhanced structural rigidity.
2. Increased internal width for cables.
3. High performance coupling.
4. Safety edge.

Slotted Side Section:

1. Allows faster installation as the ladder can be cut to any length and coupled without on-site drilling.
2. Fixing to ladder sides.
3. Reduced weight.

Shallow Channel Rungs:

1. The welding of the rungs to the lowest point of the side section ensures maximum loading height.
2. High strength even in the widest ladders.
3. Use of every known type of cleat, tie and bonding with infinite adjustment.
4. Rungs alternately inverted (on lengths) permitting suspension of light fittings etc. from underside.

Speedway Cable Ladder is supplied in various materials and finishes:

LADDER & FITTINGS

GY Hot dip galvanized Vantrunk Extreme Steel (Steel BS EN 10025-2 and Galvanising BS EN 1461:2009)


COVERS & ACCESSORIES

GA Hot dip galvanized Mild Steel (Steel BS EN 10111 and Galvanising BS EN 1461:2009)

LADDER, FITTINGS, COVERS & ACCESSORIES

CX Hot dip deep galvanized after manufacture to BS EN 1461:2009

SS Stainless steel grade 1.4404 (316 marine) to BS EN 10088-2:2005



ACCREDITED TO THE
FOLLOWING STANDARDS

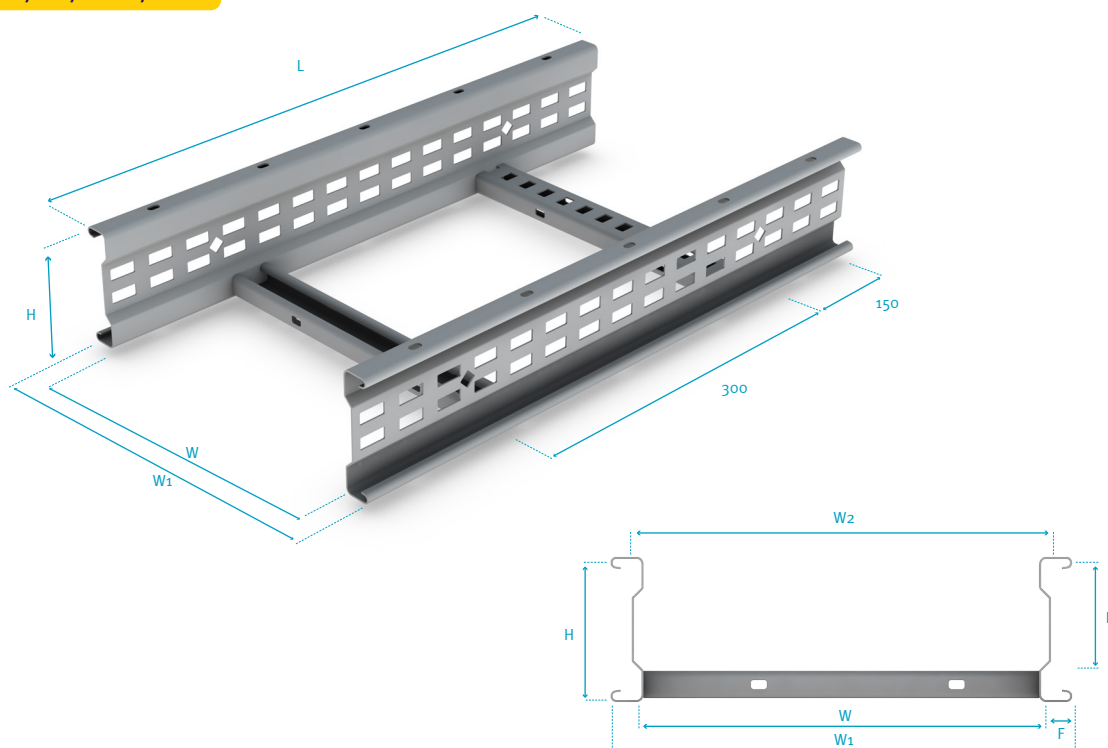




Speedway SW4 Cable Ladder

Speedway 4 (SW4) Medium Duty Cable Ladder is manufactured in 3.0m lengths as standard with 6.0m lengths to order. The cable ladder is available in standard widths of 150mm, 300mm, 450mm, 600mm, 750mm and 900mm, although other widths up to 1050mm are available to order. Rung spacing is 300mm as standard.

Ref.SW4/SL3/Width/Finish



Part Number	No. of Rungs	Dimensions (mm)				Weight (kg)
		W	W1	L	H	
SW4/SL3/150/O	10	150	200	3000	110	13.93
SW4/SL3/300/O		300	350			15.55
SW4/SL3/450/O		450	500			17.17
SW4/SL3/600/O		600	650			18.79
SW4/SL3/750/O		750	800			23.12
SW4/SL3/900/O		900	950			25.28

Height	H	110mm
Loading Depth	D	85mm
Ladder Width	W	100mm to 1050mm
Maximum Internal Width	W2	W + 14mm
Overall Width	W1	W + 50mm
Flange Width	F	25mm

O= Select a Finish & Material refer to Page 82

Weights shown are for standard hot dip galvanised finish only.

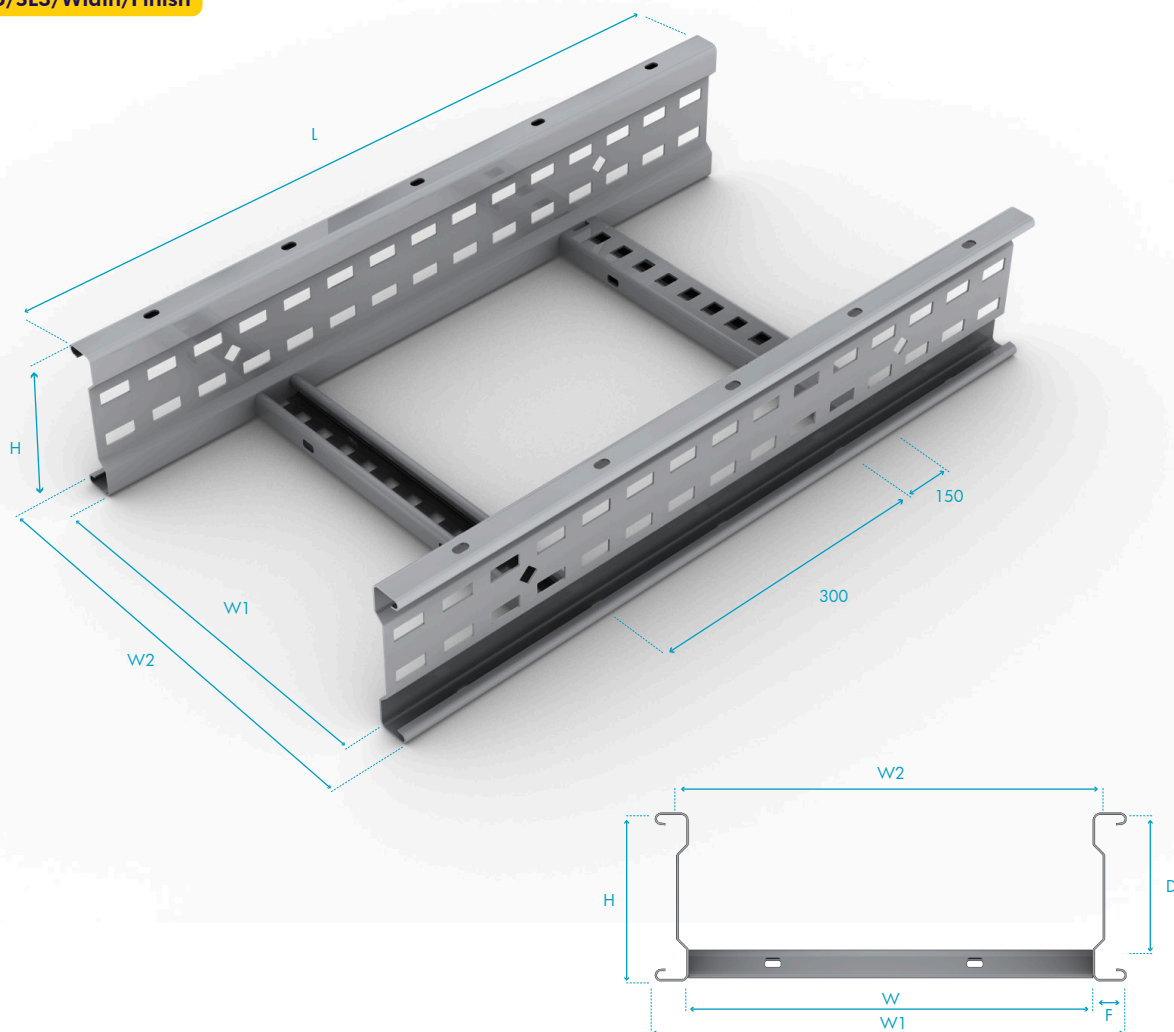
Supplied with:



Speedway SW5 Cable Ladder

Speedway 5 (SW5) Heavy Duty Cable Ladder is manufactured in 3.0m lengths as standard with 6.0m lengths supplied to order. The cable ladder is available in standard widths of 150mm, 300mm, 450mm, 600mm, 750mm, 900mm and 1050mm, although other widths up to 1500mm are available to order. Rung spacing is 300mm as standard.

Ref.SW5/SL3/Width/Finish



Part Number	No. of Rungs	Dimensions (mm)				Weight (kg)
		W	W1	L	H	
SW5-SL3-150-○	10	150	200	3000	125	18.53
SW5-SL3-300-○	10	300	350			20.15
SW5-SL3-450-○	10	450	500			21.77
SW5-SL3-600-○	10	600	650			23.40
SW5-SL3-750-○	10	750	800			27.72
SW5-SL3-900-○	10	900	950			29.88
SW5-SL3-1050-○	10	1050	1100			32.05

Height	H	125mm
Loading Depth	D	100mm
Ladder Width	W	100mm to 1500mm
Overall Width	W1	W + 50mm
Maximum Internal Width	W2	W + 14mm
Flange Width	F	25mm

Supplied with:



○ = Select a Finish & Material refer to Page 82

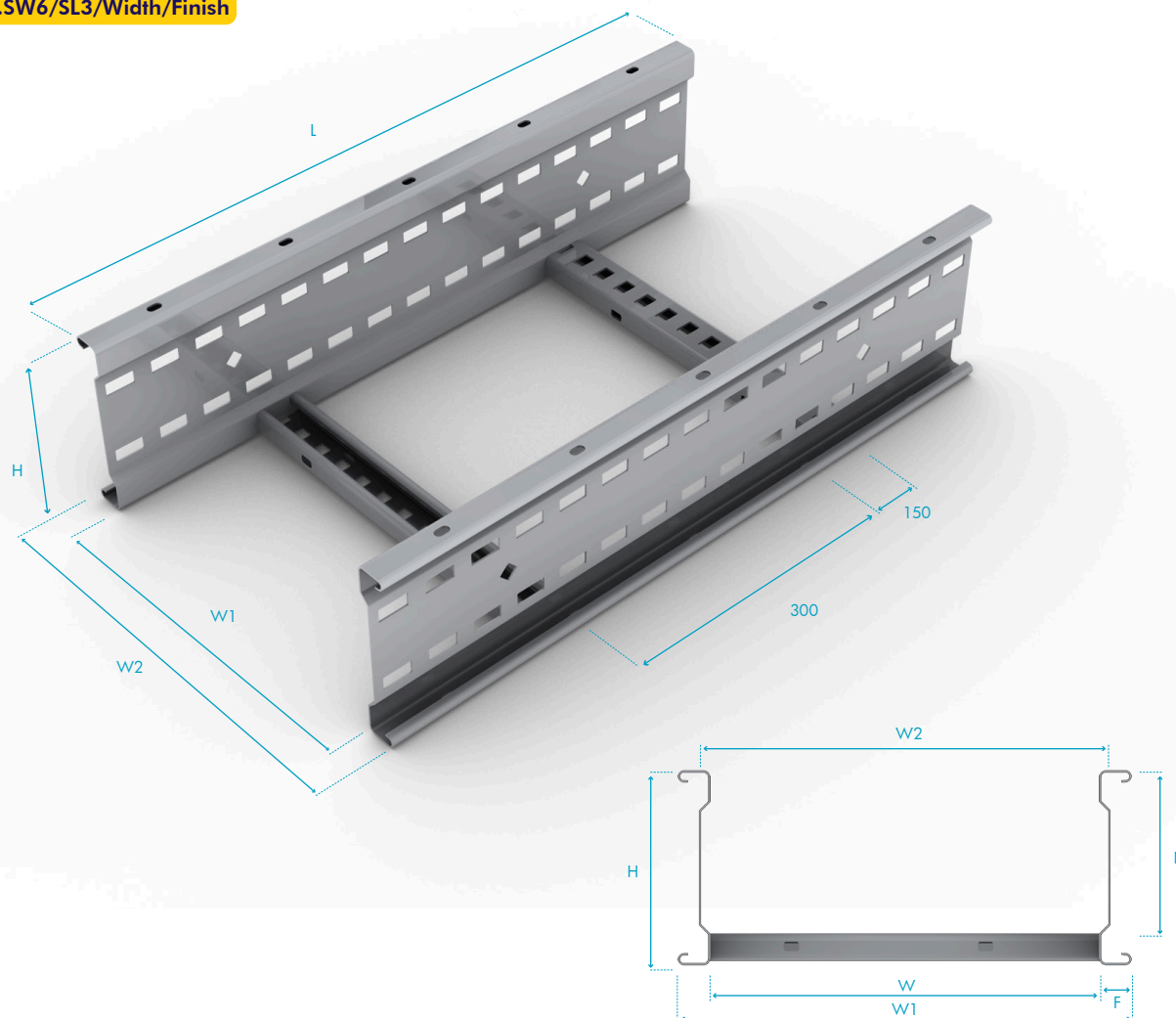
Weights shown are for standard hot dip galvanised finish only.



Speedway SW6 Cable Ladder

Speedway 6 (SW6) Extra Heavy Duty Cable Ladder is manufactured in 3.0m lengths as standard with 6.0m lengths supplied to order. The cable ladder is available in standard widths of 150mm, 300mm, 450mm, 600mm, 750mm, 900mm and 1050mm, although other widths up to 1500mm are available to order. Rung spacing is 300mm as standard.

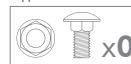
Ref.SW6/SL3/Width/Finish



Part Number	No. of Rungs	Dimensions (mm)				Weight (kg)
		W	W1	L	H	
SW6-SL3-150-○	10	150	200	3000	150	21.63
SW6-SL3-300-○	10	300	350			23.79
SW6-SL3-450-○	10	450	500			25.95
SW6-SL3-600-○	10	600	650			28.11
SW6-SL3-750-○	10	750	800			30.28
SW6-SL3-900-○	10	900	950			32.44
SW6-SL3-1050-○	10	1050	1100			34.60

Height	H	150mm
Loading Depth	D	125mm
Ladder Width	W	100mm to 1500mm
Overall Width	W1	W + 50mm
Maximum Internal Width	W2	W + 14mm
Flange Width	F	25mm

Supplied with:



○ = Select a Finish & Material refer to Page 82

Weights shown are for standard hot dip galvanised finish only.

Cable Ladder Fitting with Speedlock Integral Coupler


Fast fit, total cost saving through reduction of the number of couplers and fixings required. The integral coupler has a formed shape which increases strength and rigidity and reduces joint hinging.



Flat Elbow


30°, 45°, 60°, 90°

Ref.SW-/FE Angle/Width
/Radius/Finish



Cross

Ref.SW-/C/Width/Radius/Finish




Equal Tee

Ref.SW-/ET/Width/
Radius/Finish

Can also be manufactured unequal.


Ref.SW-/UET/W1/W2/
Radius/Finish



Covers

SW/CC/SL1.5/Width/Finish (Closed)
SW/CL/SL1.5/Width/Finish (Louvered)

Supplied c/w fixings.
Please note straight ladder covers are supplied in 1.5m lengths.



Riser (Outside)

30°, 45°, 60°, 90°


Ref.SW-/OR Angle/Width
/Radius/Finish



Short Adjustable Coupler

Ref. SW-/SAC/Finish

Overall length 300mm.
Used as an alternative to Reducers/unequal tees.
Supplied c/w fixings.



Riser (Inside)

30°, 45°, 60°, 90°


Ref.SW-/IR Angle/Width
/Radius/Finish



Straight Coupler

Ref.SW-/CS/Finish

Sold in pairs.
Supplied c/w fixings.
1 Pair per ladder.






Long Adjustable Coupler

Ref.SW-/LAC/Finish


Overall length 450mm
Used as an alternative to Reducers/ unequal tees.
Supplied c/w fixings.



Adjustable Fixing Bracket

Ref.SW-/AFB/Finish

Supplied c/w 1 fixing.



External Flange Clamp

Ref.SW-/EFC/Finish


Fixings ordered separately.



Horizontal Adjustable Coupler

Ref.SW-/HAC/Finish


Each c/w fixings.



Hold Down Bracket

Ref.SW-/HDB/Finish

Fixings ordered separately.




Vertical Adjustable Coupler

Ref.SW-/VAC/Finish

Each c/w fixings.

Identical for sw4 & sw5 order
as: Sw4/5/vac/finish
for sw6 order
as: sw6/vac/finish.



Straight Ladder Divider


Ref.SW-/SL/1.5/Finish

Straight ladder dividers
are 1.5m long.
Fixings separate.



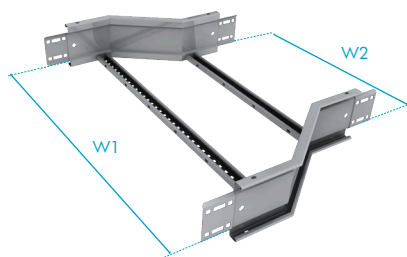
Reducer Left Hand

Ref.SW-/RL/W1/W2/Finish



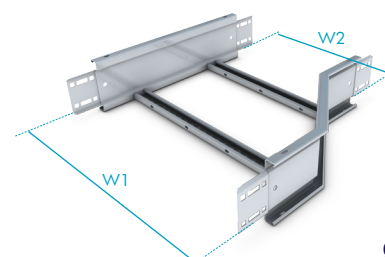
Straight Reducer

Ref.SW-/RS/W1/W2/Finish



Reducer Right Hand

Ref.SW-/RR/W1/W2/Finish



Earth Braid

Ref.EBS01 (M10 BRAID)

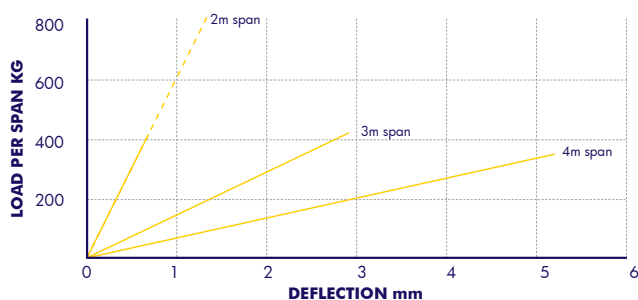


The Speedway Earth Bonding Strap (EBS01) is designed for use in installations where an additional means of earthing or electrical bonding is specified. The Speedway Earth Bonding Strap comprises of a 16mm² tinned copper braid crimped into M10 tinned copper end connectors. The Speedway Earth Bonding Strap is common to Speedway SW4, SW5, & SW6.

Pre-punched holes for fixing the earth bonding strap are located at each end of the ladder and fittings.

These illustrated graphs are indicative of the performance of Speedway SW4, SW5 and SW6 Cable Ladder in a typical continuous beam installation. The loading figures have been determined by actual load tests. For detailed loading data please contact our technical department.

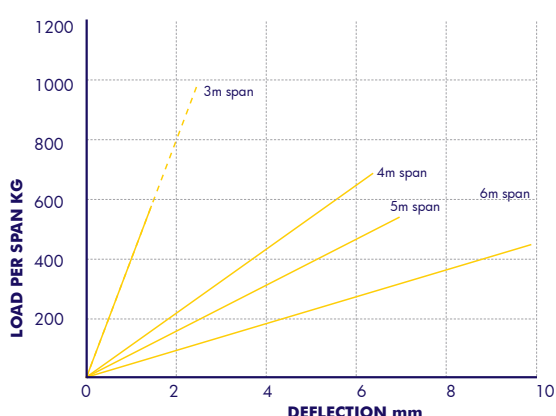
Speedway SW4 Load Deflection Data - Continuous Beam



Key

- Applicable for full range of standard widths.
- - - Applicable for widths 150-600mm inc.

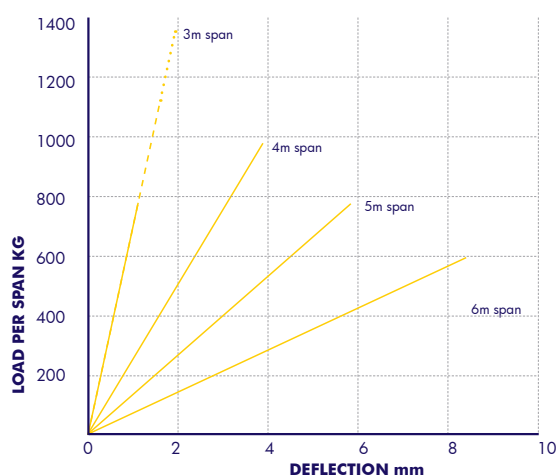
Speedway SW5 Load Deflection Data - Continuous Beam



Key

- Applicable for full range of standard widths.
- - - Applicable for widths 150-750mm inc.

Speedway SW6 Load Deflection Data - Continuous Beam



Key

- Applicable for full range of standard widths.
- - - Applicable for widths 150-750mm inc.
- Applicable for widths 150, 300 & 450mm inc.

Speedway Cable Ladder System – Standard Material Gauges

Ladder Type	Material & Finish	Side Wall Gauge	Rung Gauge						
			150 mm	300 mm	450 mm	600 mm	750 mm	900 mm	1050 mm
Speedway SW4	GY	1.5mm	1.5mm				2.0mm		
	SS		1.5mm						
	GX		1.5mm						
Speedway SW5	GY	1.5mm	1.5mm			2.0mm			
	SS	2.0mm	2.0mm						
	GX	2.0mm	1.5mm						
GY	2.0mm								
SS	2.0mm								
Speedway SW6	GX	2.0mm	2.0mm						

GY - Steel/Hot Dip Galvanized SS - Stainless Steel GX - Silicon Rich/Deep Galvanized

LOK DOWN

WITH THE SPEEDLOK INTEGRAL COUPLER

All Speedway fittings are manufactured with the Speedlok Integral Coupler as standard; this represents a major advance in modern cable management design, Speedlok Integral Couplers reduce:

- The number of fixings required to connect the ladder and fitting, in turn reducing the ladder to fitting connection by 67%
- The overall installation time, weight and cost.

UNITRUNK
SPEEDLOK
QUICKFIT CABLE LADDER

FAST FITTING
& STRONG



SEE PAGE 82
FOR DETAILS



visit online: uk unitrunk.co.uk ireland unitrunk.ie

Standard
Trunking

Multi
Compartment
Trunking

Lighting
Trunking

Uniklip

Speedway
Cable Ladder

Cable Basket
System

Channel &
Support

Floor
Trunking

Bench Outlet
& Perimeter
Trunking

Steel Conduit
(Class 4)

Innovative
Design
Solutions

Accessories
& Supports

Index

UNITRUNK CASE STUDY



SAVING TIME, MONEY AND MOTHER NATURE



The new Uniklip cable tray range was of great benefit - it was very quick and easy to install. It was also good that it could be used in conjunction with the traditional Unitrunk range and that no extra tools were required to install it.



Chris Adams, JBE Building Services Ltd

Unitrunk are always innovative. Not only did our new Uniklip system revolutionise cable installation this year, but it has now been fitted in Tesco's first ever eco superstore in Northern Ireland.

The retail giant picked Newtownards as the site for its ultra-efficient new superstore. The site is designed to be totally sustainable and eco-friendly: it has large windows to boost natural light inside, a timber-steel hybrid frame, 100% sustainable timber cladding, new natural refrigeration technology and even generates its own electricity.

So with forward-thinking and cutting-edge technology a priority, it's no surprise that the new Uniklip system was called in to action. Uniklip makes it possible to install systems three-times faster than normal, saving installers huge amounts of time and money.

A UNITRUNK INNOVATION



PRODUCTS

- Uniklip HR Tray
- Uniklip Accessories
- Standard Trunking
- Support Channel & Bracketry

SECTION 6


Cable Basket Systems



A strong yet flexible solution is needed to meet the demands of the power, data and systems cabling being installed in modern buildings.

The patented EasyConnect Cable Basket system provides that solution. Adhering to the RIS (Rapid Installation Systems) philosophy, the integral coupler simply pushes together to form a secure joint, no additional couplers or special tools are required.

Manufactured to comply with BS EN 61537, EasyConnect meets all the load test and earth continuity requirements of the standard.



ALL SIDE OR BASE MOUNTED COUPLERS ARE INTEGRAL

EasyConnect has been short circuit tested and has achieved a fire rating of E90, providing further confidence in this quality solution.

Modular Fabrication

The EasyConnect basket product is manufactured with an overall length of 3000mm. When two lengths are joined, the proximity of the joint means that the two lengths have a combined overall length of 6000mm. This makes it perfect for use in Modular (off-site) fabrication as this eliminates “basket creep” that would occur with other basket products. The basket can also be supplied cut to size (multiples of 100mm) to suit the specific demands of any project.


EasyConnect basket tray is patented and manufactured by Valdinox and distributed in the UK & Ireland exclusively through Unitrunk

ACCREDITED TO THE FOLLOWING STANDARDS




LUL ACCREDITATION ID:

1820



EasyConnect Wire Basket*

30mm side height



Stock length 3000mm.

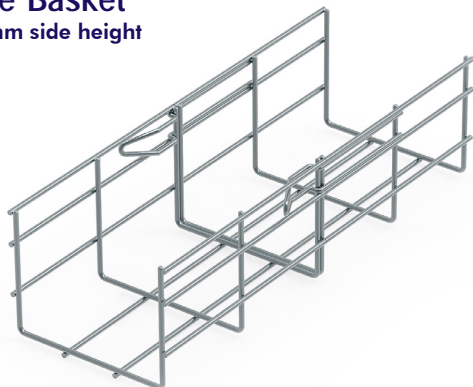
*Other lengths, dimensions and finishes are available on request, including Hot Dip Galvanised and Stainless Steel.

Electro Zinc Plated

Part Number	Width mm	Wire Ømm		Weight kg/m	Cross Section (mm ²)
		Length	Beam		
EC 30.060 EZ	60	3.9	3.9	0.500	18.78
EC 30.100 EZ	100	3.9	3.9	0.550	26.87
EC 30.150 EZ	150	3.9	3.9	0.700	42.42
EC 30.200 EZ	200	3.9	3.9	0.820	57.97
EC 30.300 EZ	300	4.3	4.3	1.350	87.43

EasyConnect Wire Basket*

100mm side height



Stock length 3000mm.

*Other lengths, dimensions and finishes are available on request, including Hot Dip Galvanised and Stainless Steel.

Electro Zinc Plated

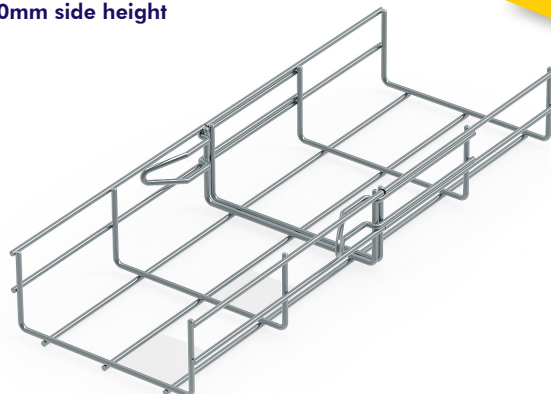
Part Number	Width mm	Wire Ømm		Weight kg/m	Cross Section (mm ²)
		Length	Beam		
EC 100.150 EZ	150	4.3	4.3	1.350	139.24
EC 100.200 EZ	200	4.3	4.3	1.640	191.04
EC 100.300 EZ	300	4.3	4.8	2.200	292.68
EC 100.400 EZ	400	4.6	4.8	2.800	395.88
EC 100.500 EZ	500	4.6	4.8	3.200	499.08
EC 100.600 EZ	600	4.6	4.8	3.600	602.28

PLEASE NOTE:

EasyConnect is also available in a 155mm side wall on request. See page 147 for information for special profiles available.

EasyConnect Wire Basket*

60mm side height



Stock length 3000mm.

*Other lengths and dimensions are available on request.

Electro Zinc Plated

Part Number	Width mm	Wire Ømm		Weight kg/m	Cross Section (mm ²)
		Length	Beam		
EC 60.060 EZ	60	3.9	3.9	0.720	25.75
EC 60.100 EZ	100	3.9	3.9	0.770	48.47
EC 60.150 EZ	150	3.9	3.9	0.935	76.52
EC 60.200 EZ	200	3.9	3.9	1.070	104.57
EC 60.300 EZ	300	4.3	4.3	1.643	158.63
EC 60.400 EZ	400	4.3	4.8	2.200	211.86
EC 60.450 EZ	450	4.6	4.8	2.420	238.53
EC 60.500 EZ	500	4.6	4.8	2.800	266.73
EC 60.600 EZ	600	4.6	4.8	3.200	321.93

Hot Dip Galvanised*

Part Number	Width mm	Wire Ømm		Weight kg/m	Cross Section (mm ²)
		Length	Beam		
EC 60.060 HDG	60	3.9	3.9	0.800	25.75
EC 60.100 HDG	100	3.9	3.9	0.860	48.47
EC 60.150 HDG	150	3.9	3.9	1.020	76.52
EC 60.200 HDG	200	3.9	3.9	1.200	104.57
EC 60.300 HDG	300	4.3	4.3	1.820	158.63
EC 60.400 HDG	400	4.3	4.8	2.380	211.86
EC 60.450 HDG	450	4.6	4.8	2.660	238.53
EC 60.500 HDG	500	4.6	4.8	3.080	266.73
EC 60.600 HDG	600	4.6	4.8	3.560	321.93

Stainless Steel*

Part Number	Width mm	Wire Ømm		Weight kg/m	Cross Section (mm ²)
		Length	Beam		
EC 60.060 IN	60	4.0	4.0	0.740	25.50
EC 60.100 IN	100	4.0	4.0	0.840	48.16
EC 60.150 IN	150	4.0	4.0	0.970	76.16
EC 60.200 IN	200	4.0	4.0	1.140	104.16
EC 60.300 IN	300	4.4	4.4	1.740	158.13
EC 60.400 IN	400	4.4	4.8	2.100	211.75
EC 60.450 IN	450	4.4	4.8	2.300	238.46
EC 60.500 IN	500	4.4	4.8	2.460	266.95
EC 60.600 IN	600	4.4	4.8	2.830	322.15

PLEASE NOTE:

Stainless Steel basket available in 304 & 316 Grades.



Divider Strip

Type	Height mm	Weight kg/pc
SEP30SZ	30	1.410
SEP60SZ	60	1.752
SEP100SZ	100	2.505

Divider Fast Fix Clip

Type	Pack Qty	Weight kg/pc
CSEPSZ	50	0.012

Basket Lid



Divider Support


Type	Pack Qty	Weight kg/pc
SEP/DSC	50	0.019



Type	Width mm (X)	Weight /unit
T060SZ	60	0.545
T100SZ	100	0.665
T150SZ	150	0.905
T200SZ	200	1.145
T300SZ	300	1.905
T400SZ	400	2.465
T500SZ	500	3.465
T600SZ	600	4.105

Click lid system is supplied in 2M lengths. Finished in Pre Galv. Stainless Steel and Hot Dip Galvanised are also available.

Joint Connector



Type	Pack Qty	Weight kg/pc
UUEZ	100	0.027

Central Hanger - Threaded Rod Type




Type	Pack Qty	Weight kg/pc
SC6CH	25	0.032
SC8CH	25	0.032
SD10CH	25	0.032

Support Clamp




Type	Pack Qty	Weight kg/pc
FASEZ	100	0.084

Hold Down Clamp for EC60.060 Basket



Type	Pack Qty	Weight kg/pc
CPUZF	20	0.013


Slotted Steel Strap



Type	Length mm (x)	Pack Qty	Weight /unit
BKSTP270	270	10	0.108
BKSTP1000	1000	10	0.400

20mm wide strap, used to create bends and tees.

Hold Down Clamp to suit 100mm - 600mm wide basket



Type	Pack Qty	Weight kg/pc
SC6EZ	50	0.016
SC8EZ	50	0.016
SC10EZ	50	0.016

CABLE BASKET SYSTEMS

Fitting Joint Connector

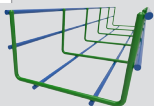
M-CLIC - Create Bends, Tees & Reducers





Type	Pack Qty	Weight kg/pc	Wire Ø mm
MCLIC-ZF-3.9	100	0.084	3.9mm
MCLIC-ZF-4.3	100	0.087	4.3mm
MCLIC-ZF-4.8	100	0.091	4.6mm to 4.8mm

MCLIC-ZF-3.9			MCLIC-ZF-4.3			MCLIC-ZF-4.8		
Basket	L	C	Basket	L	C	Basket	L	C
EC30.060	✓	✓	EC30.300	✓	✓	EC60.400	X	✓
EC30.100	✓	✓				EC60.500	✓	✓
EC30.150	✓	✓	EC60.300	✓	✓	EC60.600	✓	✓
EC30.200	✓	✓	EC60.400	✓	✓			
						EC100.300	X	✓
EC60.060	✓	✓	EC100.150	✓	✓	EC100.400	✓	✓
EC60.100	✓	✓	EC100.200	✓	✓	EC100.500	✓	✓
EC60.150	✓	✓	EC100.300	✓	X			
EC60.200	✓	✓						

L - Length Wire
C - Beam Wire



*Wire information based on electro zinc basket finish


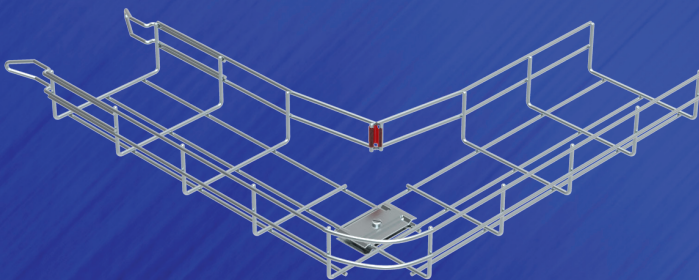


M-CLIC CONNECTOR

Fast Bends, Tees & Reducers



DESIGNED FOR FAST
ASSEMBLY OF JOINTS,
REDUCING TIME AND
INSTALLATION COSTS.



**FAST, SECURE &
FLEXIBLE**



visit online: uk unitrunk.co.uk ireland unitrunk.ie

Standard
Trunking

Multi
Compartment
Trunking

Lighting
Trunking

Uniklip
Cable Tray

Speedway
Cable Ladder

Cable Basket
Systems

Channel &
Support

Floor
Trunking

Bench Outlet
& Perimeter
Trunking

Steel Conduit
(Class 4)

Innovative
Design
Solutions

Accessories
& Supports

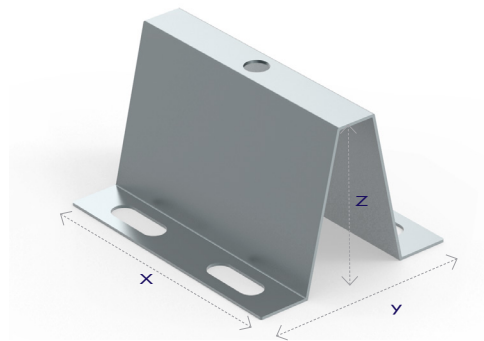
Index

Side Suspension Hanger



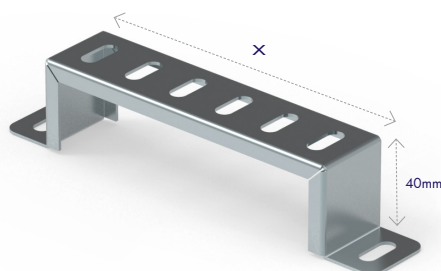
Type	Pack Qty	Weight kg/pc
BKSH	50	0.025

Floor Support Bracket



Type	Length mm (X)	Width mm (Y)	Height mm (Z)	Pack Qty
SASEZ	100	80	60	20


Stand Off Bracket



Type	Length mm (X)	Weight /unit
SOB100	100	0.063
SOB150	150	0.103
SOB225	225	0.156
SOB300	300	0.210
SOB450	450	0.252
SOB600	600	0.291

This is a 40mm high stand for floor mounted mesh basket and cable tray. Which can also be used as a wall stand. Finished in Pre Galvanised Steel to (BS EN ISO 1461). Stainless Steel and Hot Dip Galvanised are also available.

Clic Stand Off Bracket



Type	Length mm (X)	Pack Qty
SD60SZ	60	48
SD100SZ	100	48
SD150SZ	150	32
SD200SZ	200	32
SD300SZ	300	16
SD400SZ	400	16


Support Spacer

Type	Pack Qty	Weight kg/pc
ENTSZ	20	0.027

Support Spacer (ENTSZ) should be used with the wall bracket (SOC) & ceiling bracket (SOPC)



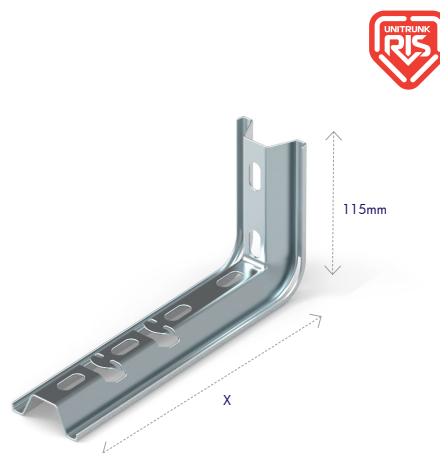
Ceiling Support Bracket



Type	Length mm (X)	Pack Qty	Weight /unit
SOPC10SZ	100	16	0.517
SOPC15SZ	150	12	0.550
SOPC20SZ	200	8	0.623
SOPC30SZ	300	8	0.714

For fixing to horizontal concrete ceiling and walls. Finished in Pre Galv. Stainless Steel and Hot Dip Galvanised are also available.


Wall Support Bracket



Type	Length mm (X)	Pack Qty	Weight /unit
SOC10SZ	100	10	0.342
SOC15SZ	150	10	0.395
SOC20SZ	200	10	0.447
SOC30SZ	300	10	0.554
SOC40SZ	400	10	0.660

For fixing to walls, use in tandem with Support spacer. Finished in Pre Galv. Stainless Steel and Hot Dip Galvanised are also available.

Suspension Support Bracket




Type	Length mm (X)	Pack Qty	Weight /unit
SOA10SZ	100	10	0.211
SOA15SZ	150	10	0.251
SOA20SZ	200	10	0.386
SOA30SZ	300	10	0.496
SOA40SZ	400	10	0.632
SOA50SZ	500	10	0.713
SOA60SZ	600	10	0.822

Suspension bracket with Clic connection. Finished in Pre Galv. Stainless Steel and Hot Dip Galvanised are also available.

EASY BRACKETS

Mount Ceiling, Wall & Suspension Brackets with just a CLIC



CABLE BASKET SYSTEMS


Conduit Take Off Bracket

For Both Ø20 & Ø25 conduit



Sidewall Mounted *


Type	Weight kg/pc
BKCB20-25	0.485



Base Mounted **


*Fitted on (sidewall EC.60 & EC.105 ranges)
** Fitted on (base EC.30, EC.60 & EC.105 ranges)
Basket shown for illustration purposes only

Wall Support Clic Bracket




Type	Weight kg/pc
SESZ	0.046

Drop Out Plate



Type	Pack Qty
SC-S	50

Wall Mounting Bracket



Type	Length mm (x)	Weight /unit
BKMP65	65	0.840
BKMP90	90	1.056

Plastic End Cap

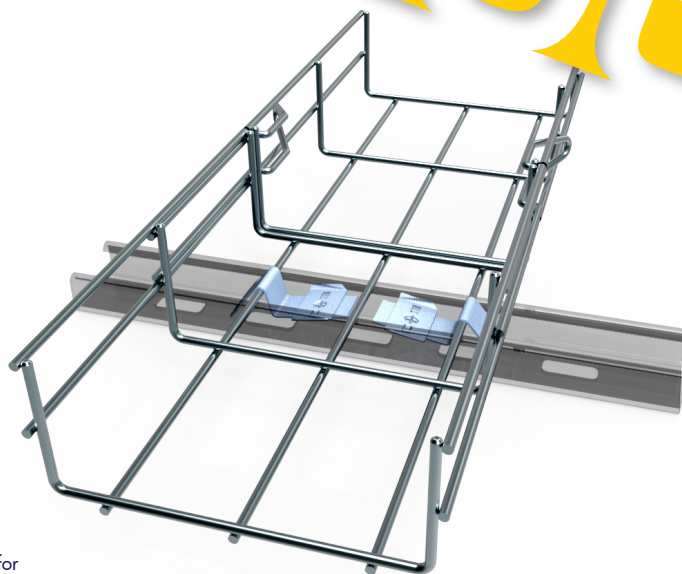



Type	Pack Qty
INVSO	20

For Supports on Page 99.

CABLE BASKET SYSTEMS


Basket to Channel clip



Type	Pack Qty	Weight kg/pc
UFC41M	50	0.018


See Page 101, for more information. Basket & Channel shown for illustration purposes only

Wall or Box Support Bracket 30mm



Type	Weight kg/pc
PSA30SZ	0.725

Wall or Box Support Bracket 60mm




Type	Pack Qty	Weight kg/pc
PS60G	20	0.550


Other finishes are available on request

Earthing Clamp

Screw fixed Lug to provide earthing point.




Type	Pack Qty
MAT	50



CABLE BASKET SYSTEMS

Plastic ID tags



Type	Pack Qty	Ref.
Orange	1	BKIDO
Yellow	1	BKIDY
Blue	1	BKIDG
Green	1	BKIDG

To allow contractor to colour code and index cable installations.

Bolt Cutter




Type	Max Wire Ø mm	Weight kg/pc
BFR/CUTTERS	7	1.594

Bolt cutter complete with 30° offset jaw and flush cut.

G Profile Basket

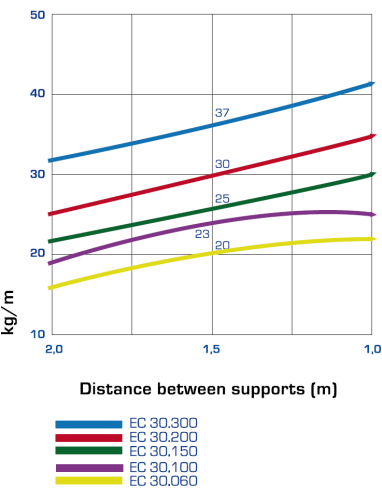
Ref. On Request

Ideal for mounting to a ceiling or even direct to a wall. While maintaining the fast fix easy connect.

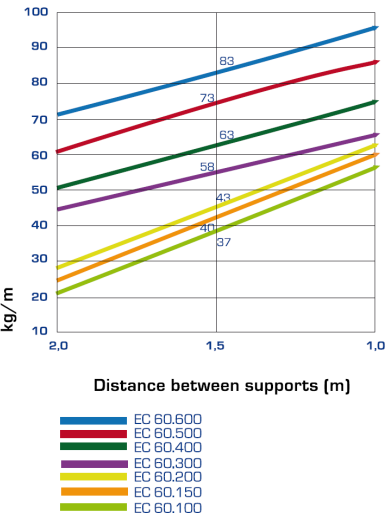


Basket Loading Information

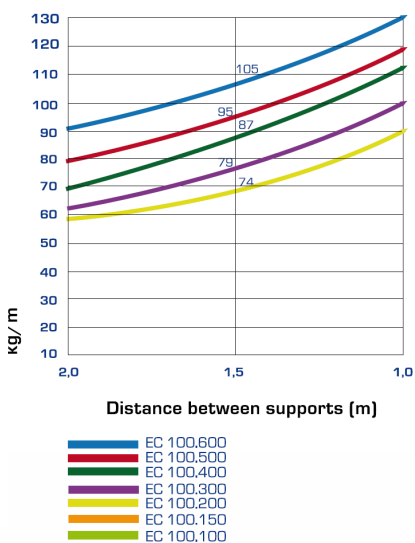
SAFE WORKLOAD - EASYCONNECT 30



SAFE WORKLOAD - EASYCONNECT 60



SAFE WORKLOAD - EASYCONNECT 100





BASKET TO CHANNEL RAPID INSTALLATION

Designed for Cable Baskets Systems




**Basket to
Channel Clip**

Ref.UFC41M

**FAST
& SIMPLE**

**SECURE &
EASY TO INSTALL**



Ref. UFC41M

The UFC41M clip will secure the basket onto UC4121, UC4141 channel & channel Cantilever Arms. This clip works best with Unitrunks' Intelok Channel, as the serration on the return flange provides maximum slip resistance under a side load/impact.

The clip is simple to fit; slot it in over the bar on the basket and using a star head screwdriver simply turn the clip through 90° to secure.

UNITRUNK CASE STUDY



TOP OF THE CLASS



Overall this project ran smoothly with both excellent products and services provided by Unitrunk. 

John McLain, Contracts Manager,
Blackbourne Integrated M & E

Queen's University Belfast has a record of academic achievement which stretches back more than 150 years with 300 buildings and over 24,000 students. A new addition is The Library which brings together wide-ranging library, computing and media services in a single location, blending the best features of a traditional library with the latest technology. The highest quality services and support are fully integrated within the building, making it an exciting and essential part of the student experience at Queen's. Sustainability was a critical factor in the design and construction of The Library, in keeping with the University's environmental policy with the building meeting the highest environmental standards.

The Unitrunk cable trunking and cable tray act as the main arteries of this spectacular new library and carry cabling to a vast array of state-of-the-art systems present throughout the building. To meet the client design requirements all cable management products were concealed.



PRODUCTS

- Standard Trunking
- MR Cable Tray
- HR Cable Tray



SECTION 7

CHANNEL & SUPPORT SYSTEMS

Unitrunk Intelok Channel is a strong, easy to erect support system, ideal for supporting cable trays, cable ladders, pipes and ducting and is adaptable for use in many other applications. The flanges on Intelok channel are serrated to give improved slip resistance over that of conventional 'strut' systems, particularly when Intelok channel nuts are used.

Intelok channels are made in deep, shallow and multiple combination profiles. Standard lengths are either 3 or 6 metres, with other lengths available to order. When used with our extensive range of brackets, an infinite variety of frameworks and structures can be created. Intelok channels conform to BS6946.

Unitrunk Intelok Channels are supplied in the following finishes


STRAIGHT CHANNEL

-  Hot dip galvanized Structural Steel (Steel BS EN 10025-2 and Galvanising BS EN 1461:2009)
-  Pre-Galvanised Structural Steel (Steel BS EN 10326)

BRACKETS

-  Hot dip galvanized Mild Steel (Steel BS EN 10111 / BS EN 10130 and Galvanising BS EN 1461:2009)

STRAIGHT CHANNEL & BRACKET

-  Stainless steel grade 1.4404 (316 marine) to BS EN 10088-2:2005

ACCREDITED TO THE FOLLOWING STANDARDS




LUL ACCREDITATION ID:

1822


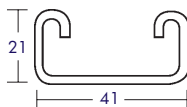
The safe loading figures are based on

- a) The x-x axis
- b) A simply supported beam
- c) Pre-galvanised steel - yield 250N/mm²
- d) A safety factor of 1.6 against yield



Shallow Channel

Ref.	Length	Finish
UC4121/3	3m	Galvanized to BS EN10346
UC4121/6	6m	Galvanized to BS EN10346
GAUC4121/3	3m	Hot Dipped to BS EN ISO 1461
GAUC4121/6	6m	Hot Dipped to BS EN ISO 1461


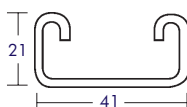


Span m	0.50	0.75	1.00	1.50	2.00	2.50	3.00
Deflection at load*mm	1.70	3.90	6.90	15.60	27.70	43.30	62.30
Safe UDL **kg	259	172	128	84	61	47	38

* Including weight of channel.
** Excluding weight of channel.

Slotted Shallow Channel


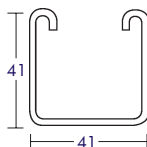
Ref.	Length	Finish
UC4121S/3	3m	Galvanized to BS EN10346
UC4121S/6	6m	Galvanized to BS EN10346
GAUC4121S/3	3m	Hot Dipped to BS EN ISO 1461
GAUC4121S/6	6m	Hot Dipped to BS EN ISO 1461



Span m	0.50	0.75	1.00	1.50	2.00	2.50	3.00
Deflection at load*mm	1.90	4.30	7.70	17.30	30.70	48.00	69.10
Safe UDL **kg	238	158	118	77	56	44	35

Deep Channel


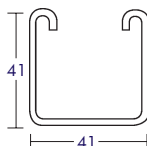
Ref.	Length	Finish
UC4141/3	3m	Galvanized to BS EN10346
UC4141/6	6m	Galvanized to BS EN10346
GAUC4141/3	3m	Hot Dipped to BS EN ISO 1461
GAUC4141/6	6m	Hot Dipped to BS EN ISO 1461



Span m	0.50	0.75	1.00	1.50	2.00	2.50	3.00
Deflection at load*mm	0.90	2.10	3.70	8.20	14.60	22.80	32.90
Safe UDL **kg	837	557	416	275	204	161	132

Slotted Deep Channel


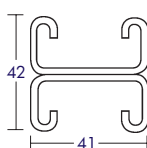
Ref.	Length	Finish
UC4141S/3	3m	Galvanized to BS EN10346
UC4141S/6	6m	Galvanized to BS EN10346
GAUC4141S/3	3m	Hot Dipped to BS EN ISO 1461
GAUC4141S/6	6m	Hot Dipped to BS EN ISO 1461



Span m	0.50	0.75	1.00	1.50	2.00	2.50	3.00
Deflection at load*mm	1.00	2.20	4.00	8.90	15.90	24.80	35.70
Safe UDL **kg	776	516	386	255	189	149	122

Back To Back Shallow Channel

Ref.	Length	Finish
UC4142/3	3m	Galvanized to BS EN10346
UC4142/6	6m	Galvanized to BS EN10346
GAUC4142/3	3m	Hot Dipped to BS EN ISO 1461
GAUC4142/6	6m	Hot Dipped to BS EN ISO 1461



Span m	0.50	0.75	1.00	1.50	2.00	2.50	3.00
Deflection at load*mm	1.00	2.30	4.10	9.20	16.40	25.60	36.80
Safe UDL **kg	736	489	365	240	177	138	112

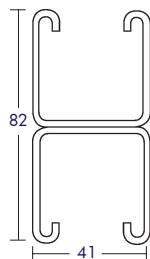
(Solid Channel in stock, slotted on request)

Back To Back Deep Channel

Ref.	Length	Finish
UC4182/3	3m	Galvanized to BS EN10346
UC4182/6	6m	Galvanized to BS EN10346
UC418S/3	3m	Galvanized to BS EN10346 (Slotted)
UC418S/6	6m	Galvanized to BS EN10346 (Slotted)
GAUC4182/3	3m	Hot Dipped to BS EN ISO 1461
GAUC4182/6	6m	Hot Dipped to BS EN ISO 1461

Span m	0.50	0.75	1.00	1.50	2.00	2.50	3.00
Deflection at load*mm	0.50	1.10	2.00	4.60	8.20	12.80	18.40
Safe UDL **kg	2372	1579	1186	784	583	462	380


(Solid Channel in stock, slotted on request)



Tray to Channel Klip

Ref. CHTR 25 (KLMR)

Ref. CHTR 50 (KLHR)



Basket to Channel clip


Ref. UFC41M



GA Standard Finish on Channel Brackets


Square Plate

Ref.	Size
325AJ03	6mm
325AJ05	8mm
325AJ07	10mm
325AJ10	12mm




Two Hole Plate

Ref.325AD11



Three Hole Plate

Ref.325AC11




Four Hole Plate

Ref.325AC13



Five Hole Plate

Ref.325AY10




L Bracket

Ref.325AG10




Right Angle Bracket

Ref.325AS10



T Bracket

Ref.325AF13



Right Angle Bracket

Ref.325AC09




CHANNEL & SUPPORT SYSTEMS



Standard Finish on Channel Brackets

Right Angle Bracket

Ref.325AD10



Deep 'U' Bracket

Ref.325AJ12



Right Angle Bracket

Ref.325AC10



Right Angle Bracket

Ref.325AE10



Right Angle Bracket

Ref.325AE11



Right Angle Shelf Bracket

Ref.325AE12



Right Angle Bracket

Ref.325AQ10



Right Angle Bracket

Ref.325AQ11




Right Angle Bracket

Ref.325AQ12




Shallow Z Bracket

Ref.325AD28




Deep Z Bracket

Ref.325AC12



Multiple Z Bracket

Ref.325AU10



Back to Back Bracket

Ref.325AT11




'W' Shaped Deep Bracket

Ref.325AU15



Double Channel Bracket

Ref.325AJ11



Standard
Trunking

Multi
Compartment
Trunking

Lighting
Trunking

Uniklip
Cable Tray

Speedway
Cable Ladder

Cable Basket
Systems

Channel &
Support

Floor
Trunking

Bench Outlet
& Perimeter
Trunking

Steel Conduit
(Class 4)

Innovative
Design
Solutions

Accessories
& Supports

Index

CHANNEL & SUPPORT SYSTEMS



Standard Finish on Channel Brackets


Shallow 'U' Bracket

Ref.325AJ13



Multi-Channel Bracket

Ref.325AJ14




Single Channel Base Plate

Ref.325AR10




Single Channel Base Plate

Ref.325AN10



Double Channel Base Plate

Ref.325AT10



Two Leg Wing Fitting

Ref.325AV10



Three Leg Wing Fitting

Ref.325AV09



Wing Fitting with Gussets

Ref.325AW01



3 Way Corner Bracket

Ref.325AV02



Double Channel Wing Fitting

Ref.325AW02




Channel Support Bracket R/H

Ref.325AG16



Channel Support Bracket L/H

Ref.325AG15



Channel Support Bracket

Ref.325AF10



L/H Channel Support Bracket

Ref.325AF11



R/H Channel Support Bracket

Ref.325AF12



CHANNEL & SUPPORT SYSTEMS



Standard Finish on Channel Brackets

45° Angle Bracket

Ref.325AF14



Acute Angle Bracket 45°

Ref.325AH11



Obtuse Angle Bracket 45°

Ref.325AD17



Other angles to Order

Shallow External Connector

Ref.325AK11



Shallow Connector


Ref.336AB07

M10 setscrews supplied separately.



Deep Connector

Ref.336AB08




Deep External Connector

Ref.325AK10




Cross Support Bracket

Ref.325AB10



Beam Clamp

Ref.325AP11




Beam Clamp

Ref.325AX10

Including M12x40 Cone point screw

For Flange thickness up to 18mm.




Beam Clamp

Ref.325AX11

Including M12x40 Cone point screw

For Flange thickness up to 17mm.



Beam Clamp (Deep Back to Back Window)

Ref.325AL09

Including M10x40 Cone point screw

For Flange thickness up to 15mm.




Beam Clamp (Shallow Channel)

Ref.325AL11

Including cone point set screw.


For Flange thickness up to 15mm.



Beam Clamp (Deep Channel)

Ref.325AL10

Including cone point set screw.




Beam Clamp

Ref.325AP10

Including cone point set screw.

For Flange thickness up to 17mm.



Standard Trunking

Multi Compartment Trunking

Lighting Trunking

Uniklip Cable Tray

Speedway Cable Ladder

Cable Basket Systems

Channel & Support

Floor Trunking

Bench Outlet & Perimeter Trunking

Steel Conduit (Class 4)

Innovative Design Solutions

Accessories & Supports

Index



Standard Finish on Channel Brackets

Beam Clamp (Back to Back Deep Channel)

Ref.325AM12

Supplied singly
with nuts, bolts
and washers.




Heavy Duty Beam Clamp (Back to Back Deep Channel)

Ref. 325AM13*

Ref. 325AM14**

*Up to 25mm flange range.
**25-40mm flange range.



Beam Clamp (Deep Channel)

Ref.325AM10

25mm flange range.

Also suitable for shallow
channel up to 25mm.



'Z' Purlin Clip (M10 Hole)

Ref.389AH10




Cone Pointed Bolts

Ref.	Thread Size
UCM10/CPB	M10x40



End Cap (Shallow)

Ref.	Finish
325AA11	Black PVC
325AA13	White PVC




End Cap (Deep)

Ref.	Finish
325AA10	Black PVC
325AA12	White PVC



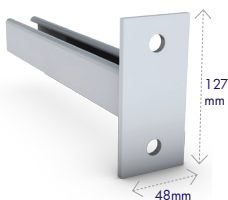
Cover Strip

Ref.	Length	Finish
339AA10	3m long	White PVC (Available in black to special order)
339AB10	3m long	Pre-Galvanised




Single Channel Cantilever Arm

Ref.	Product	Arm Length
CARMSCP150GM	2 Hole	150mm
CARMSCP300GM	2 Hole	300mm
CARMSCP450GM	2 Hole	450mm
CARMSCP600GM	2 Hole	600mm
CARMSCP750GM	2 Hole	750mm
CARMSCP900GM	2 Hole	900mm




Back to Back Cantilever Arm

Ref.	Product	Arm Length
CARMBBP150GM	2 Hole	150mm
CARMBBP300GM	2 Hole	300mm
CARMBBP450GM	2 Hole	450mm
CARMBBP600GM	2 Hole	600mm
CARMBBP750GM	2 Hole	750mm
CARMBBP900GM	2 Hole	900mm



Short Spring Channel Nuts


Ref.	Thread
UCM6/S	M6
UCM8/S	M8
UCM10/S	M10
UCM12/S	M12



Sold in 100's

Long Spring Channel Nuts


Ref.	Thread
UCM6/L	M6
UCM8/L	M8
UCM10/L	M10
UCM12/L	M12



Sold in 100's

Channel Nuts Less Spring

Ref.	Thread
UCM6/N	M6
UCM8/N	M8
UCM10/N	M10
UCM12/N	M12



Sold in 100's

**DON'T FORGET
THE NUTS &
BOLTS OF IT...**

**REMEMBER TO CHECK
SECTION 12**
**For all your Accessories
& Supports needs**

SEE PAGE 154



visit online: uk **unitrunk.co.uk** ireland **unitrunk.ie**

Standard
Trunking

Multi
Compartment
Trunking

Lighting
Trunking

Uniklip
Cable Tray

Speedway
Cable Ladder

Cable Basket
Systems

Channel &
Support

Floor
Trunking

Bench Outlet
& Perimeter
Trunking

Steel Conduit
(Class 4)

Innovative
Design
Solutions

Accessories
& Supports

Index

UNITRUNK CASE STUDY



INNOVATION FOR THE PREMIER LEAGUE



Very visible from the exterior of the building so, for a practical and aesthetic solution, we used risers of Unitrunk's UniKlip perforated steel cable tray with lids



Dale Robinson, Contracts Manager, Direct Technology UK

Newcastle United's St James's Park stadium is one of the city's most iconic structures. Improvement to the stadium's lighting was required, due to new F.A. specifications for television broadcast. By having a glass cantilever roof, restrictions to loading were necessary and the need to protect the stadium's aesthetics were addressed by contractor, Direct Technology UK, by using Unitrunk's Rapid Installation System (RIS), cable tray and cable basket.

The project began at the height of the football season, with work scheduled around fixtures while ensuring that existing floodlights remained operational on match days. Unitrunk's Rapid Installation Systems (RIS) products ensured installation speed and flexibility, helping the contractor complete the installation on schedule.



PRODUCTS


- Cable Basket
- Heavy Duty Galvanised After Tray
- UniKlip Pre Galv Tray
- Tray Lids

SECTION 8


FLOOR TRUNKING SYSTEMS

Unitrunk's floor trunking systems have been designed to cater for a wide range of applications and cable management. The range includes the following systems:


EASY-WAY FLUSH FLOOR TRUNKING SYSTEMS: Designed to offer versatility within the trunking layout giving the end user final option as to the position of the service boxes. The Easy-Way system also permits the relocation or addition of the service outlets after completion of the installation.



UNDER FLOOR (IN SCREED) TRUNKING SYSTEMS: Completely buried in-screed, underfloor trunking is used for applications that require access through inspection boxes or service outlets for discrete cable management.



CAVITY FLOOR TRUNKING SYSTEMS: Simple and easy to install, offering efficient cable management with excellent flexibility and providing ease of access to telephone, data and power outlets.



ACCREDITED TO THE FOLLOWING STANDARDS



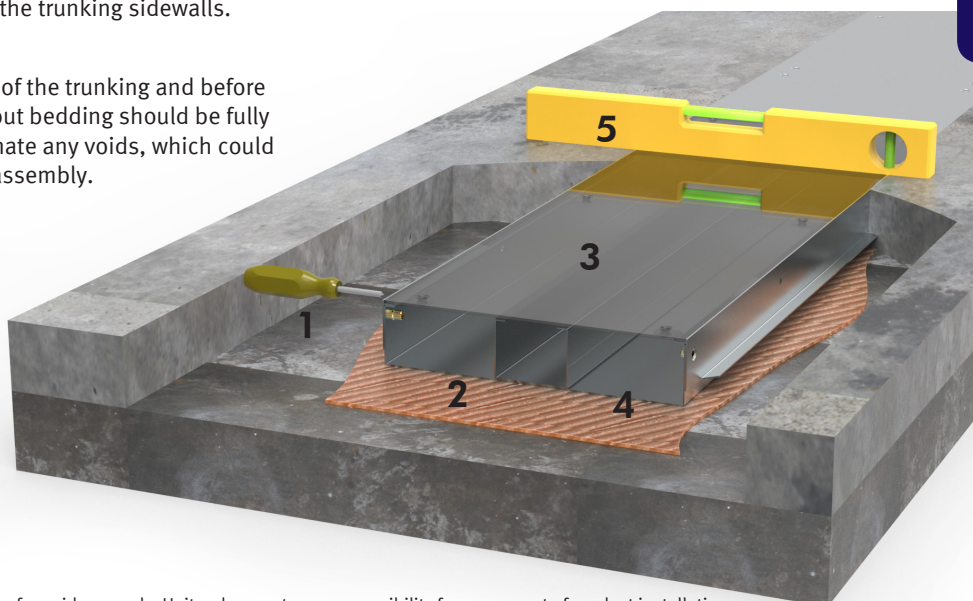
EASY-WAY FLUSH FLOOR TRUNKING SYSTEMS



UNITRUNK EASY-WAY FLUSH FLOOR TRUNKING is designed to offer versatility within the trunking layout, giving the end user the final option to ammend the position of the service outlets. The Easy-Way system also permits the relocation or addition of service outlets after the initial installation is complete.

INSTALLATIONS - Easy-way flush floor trunking is 65mm high trunking which can be installed into new builds and existing installations. Here are some installation tips and best practices that should be considered when planning and installing Easyway trunking products:

- 1. ALLOW ACCESS (EXISTING INSTALLATIONS ONLY)** - A level opening for the trunking should be cut in the screed which allows access for tooling.
- 2. SOLID FOUNDATION** - The trunking should be laid on a supporting screed ribbon or a support grout approved by an architect or consultant.
- 3. LID SUPPORT** - The galvanised lids and service outlet boxes should be in position when the screed is poured, otherwise the pressure may distort the trunking sidewalls.
- 4. NO VOIDS** - After final levelling of the trunking and before coupling together, the screed or grout bedding should be fully packed under the trunking to eliminate any voids, which could result in soft spots of the trunking assembly.
- 5. COMPACT & LEVEL** - When applying the screed, the screed layer must be installed with care. The screed should be compacted to provide good static support of the trunking system. Ensure the screed is level with the trunking lid to prevent line shadowing on any final floor finish.



These diagrams are for guidance only. Unitrunk accepts no responsibility for any aspect of product installation.

Standard
Trunking

Multi
Compartment
Trunking

Lighting
Trunking

Uniklip
Cable Tray

Speedway
Cable Ladder

Cable Basket
Systems

Channel &
Support

Floor
Trunking

Bench Outlet
& Perimeter
Trunking

Steel Conduit
(Class 4)

Innovative
Design
Solutions

Accessories
& Supports

Index

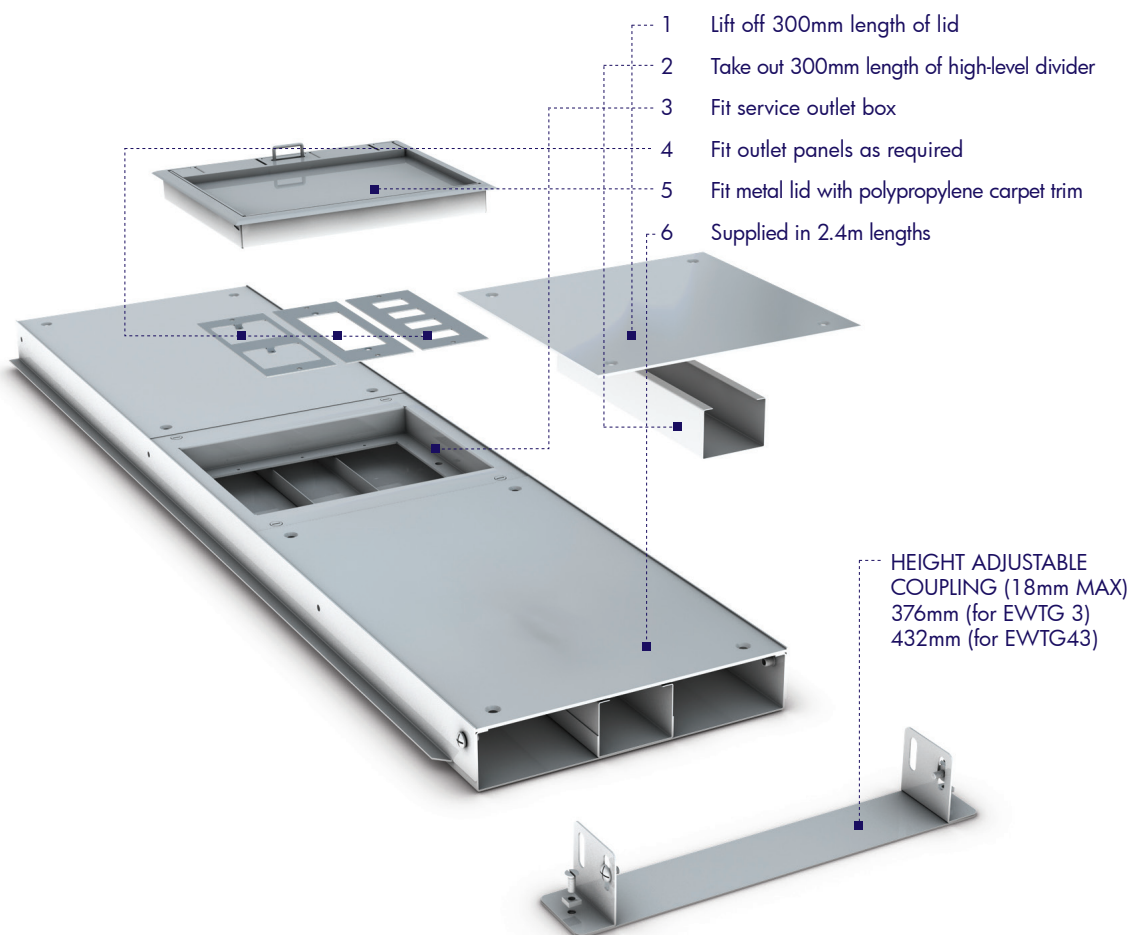


UNITRUNK EASY-WAY FLUSH FLOOR TRUNKING - Is supplied in two standard widths 310mm wide or 366mm wide. Each 2.4M length comes with four lids to accommodate service outlets. Turnbuckle lid fixings and removable dividers give the end user great flexibility when positioning services.

UNITRUNK EASY-WAY SERVICE OUTLET - Is installed in the trunking length, functioning as the support housing adapter for either service outlet lids or Inspection lids.

UNITRUNK FLOOR SYSTEM OUTLET LIDS - Accessed from finished floor. These lids can be compatible across all floor systems trunking supplied as either service or inspection. Lids are supplied in two widths which should be ordered to match your application.

UNITRUNK SERVICE OUTLET PLATES - The vast range of service outlet plate acts as housing within the trunking for electrical components. They can be compatible across all floor systems trunking, when ordering ensure the outlet plates match your application. (SEE PAGE 124-126 FOR OUTLET PLATES)



WHAT TO ORDER

Type	Service Outlet	Service Outlet Panels	Lid
EWTG3	EWS03	EW755, EW756, EW759, EW763, EW764, EW767	CTI3 (Inspection lid) CTS3 (Service lid)
EWTG43x3	EWS043	EW103, EW105, EW106, EW109, EW113, EW114, EW125	CTI43 (Inspection lid) CTS43 (Service lid)
EWTG43x4		EW755, EW756, EW759, EW763, EW764, EW767	CTI43 (Inspection lid) CTS43 (Service lid)

EASY-WAY FLUSH FLOOR TRUNKING SYSTEMS

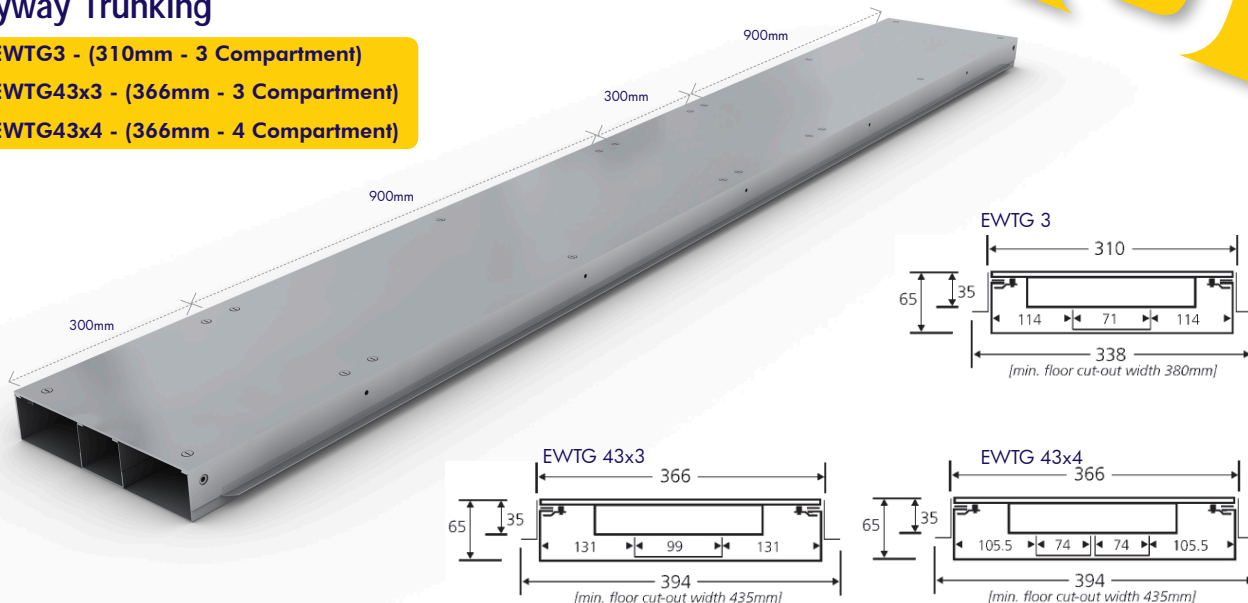
08

Easyway Trunking

Ref. EWTG3 - (310mm - 3 Compartment)

Ref. EWTG43x3 - (366mm - 3 Compartment)

Ref. EWTG43x4 - (366mm - 4 Compartment)



Service Outlet Lid

Ref. CT/S3

For use with EWSO3

Ref. CT/S43

For use with EWSO43.



Supplied with a 7mm recess & PVC Trim. Stainless Steel Trim & Deeper recesses are available (Made to order)


Inspection Lid

Ref. CT/I3

For use with EWSO3

Ref. CT/I43

For use with EWSO43.




Supplied with a 7mm recess & PVC Trim. Stainless Steel Trim & Deeper recesses are available (Made to order)

Service Outlet Frame

Ref. EWSO3 - (310mm - 3 Compartment)

Ref. EWSO43 - (366mm - 3 or 4 Compartment)

When ordering PVC Trim:
SERVICE Ref: CT/S 3 or CT/S 43
INSPECTION Ref: CT/I 3 or CT/I 43




Height Adjustable Coupling (18mm Max)

Ref. EWTG3 - (376mm)

Ref. EWTG43 - (432mm)

Supplied in Singles



Riser Bend

Ref. EWRB3

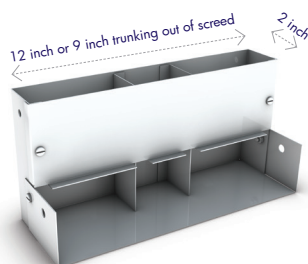
(3 Compartment)

Ref. EWRB43x3

(3 Compartment)

Ref. EWRB43x4


(4 Compartment)



Blank End

Ref. EWBE3

Ref. EWBE43





Universal Fitting

Tee/Bend/Intersection

Ref. EWUF3

(3 Compartment) 393mm sq x 65mm sq

Ref. EWUF43x3

(3 Compartment) 449mm sq x 65mm sq

Ref. EWUF43x4

(4 Compartment) 449mm sq x 65mm sq

Note: Not to be used as outlet box when used as tee/bend or intersection.

Ref. EWUF310INSFRAME

Ref. EWUF366INSFRAME

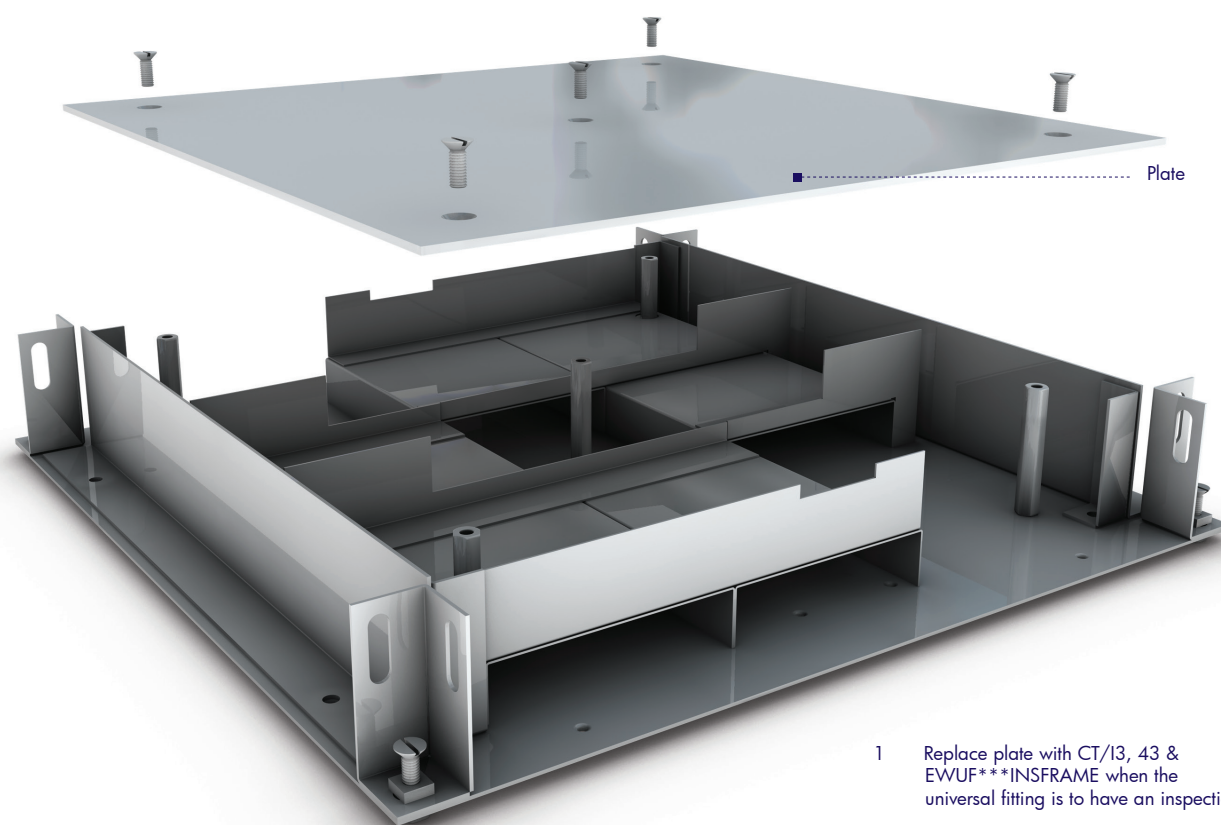

To add an Inspection lid to the universal fitting

Order: EWUF310INSFRAME - CT13 LID.

Or

IEWUF366INSFRAME - CT143 LID

(CTS3 shown as illustration only)



- 1 Replace plate with CT/13, 43 & EWUF***INSFRAME when the universal fitting is to have an inspection point.
- 2 Corner screws allow fine adjustment to compensate for irregularities in screed levels.

EWUF 3 (3 compartment)

Underpasses: **A** 75 x 25mm
B 93 x 25mm
 Overall width: 393mm sq. x 65



EWUF 43 (3 compartment)

Underpasses: **A** 98 x 25mm
B 109 x 25mm
 Overall width: 449mm sq. x 65



EWUF 43 (4 compartment)


Underpasses: **A** 75.5 x 25mm
B 75.5 x 25mm
C 82 x 25mm
 Overall width: 449mm sq. x 65



In 1876 Alexander
Graham Bell invents
the first ever
telephone...



...In 2010 Unitrunk
creates Uniklip, the
first klip together
system for Cable Tray



EVERYTHING CHANGES

DO YOU WANT TO MAKE MORE
MONEY & WIN MORE
BUSINESS?

THEN YOU NEED UNIKLIP THE
FASTEST CABLE TRAY SYSTEM ON
THE MARKET.



UNITRUNK



119

visit online: uk unitrunk.co.uk ireland unitrunk.ie

Standard
Trunking

Multi
Compartment
Trunking

Lighting
Trunking

Uniklip
Cable Tray

Speedway
Cable Ladder

Cable Basket
Systems

Channel &
Support

Floor
Trunking

Bench Outlet
& Perimeter
Trunking

Steel Conduit
(Class 4)

Innovative
Design
Solutions

Accessories
& Supports

Index



Unitrunk Cavity Floor Trunking is manufactured in a variety of 'standard' formats as indicated in this catalogue but is available as a flexible solution designed to meet the potentially complex cabling and flooring requirements of today's workplace.

The system can be designed and manufactured to suit a wide range of Power, Data and Communications cabling systems. Additionally, the Cavity Floor Outlet Box can be supplied with lids to accommodate a wide variety of flooring finishes from standard carpet tiles through to marble, specialised ceramics and architecturally designed solid wood flooring systems.

SYSTEM ACCESSORIES & SERVICE OUTLETS

To meet the demands of a rapidly growing market, Unitrunk have produced a widely variable package which can be manufactured to fulfil the needs of the most intricate office technology and floor plans.

Our cavity floor trunking is simple and easy to install, offering efficient cable management with excellent flexibility and providing ease of access to telephone, data and power outlets.

CAVITY FLOOR TRUNKING Ref. C.F.T.K.

Manufactured in 3 metre lengths, each length comes complete with lid, connectors, screws and nuts. Lids are held in position by a slotted stud, the stud indicates the position of the locking bar. Standard size 225 x 38 (mm) x 3 compartment.

Other sizes of trunking may be used provided consideration is given to cable capacity for the size selected.

Ref. CFTOB

Box height 40mm

Ref. TK

Available in 3 metre lengths
Standard size - 3 compartments
225mm x 38mm

CAVITY FLOOR TRUNKING SYSTEMS

THE UNITRUNK 43 SERIES cavity floor service box is manufactured for use with a wide variety of service outlet panels. The cavity floor box can also be used as an inscreed option with conduit

THE BASE BOX is manufactured from galvanised steel and available in 1, 2, 3 or 4 compartments (same external dimension). Each compartment has 20mm and 25mm knockouts in each long side to accept flexible conduits. These entries can be replaced with rubber grommets to allow cable access. Dividing fillets are provided to separate services. The base box comes complete with a wide range of interchangeable accessory panels that can be supplied with or without respective accessories. The base box is suitable for mounting in a 335mm x 220mm hole cut into any access floor panel with two fixing holes in each long side or side fixing plates on short sides of box can be screw fixed to bottom of floor tile.

RECESSED LID/TRIM ASSEMBLY The hinged recessed lid is manufactured from 2.5mm galvanised steel, and finished grey epoxy coated to match the polypropylene carpet trim. The lid is fitted with a polypropylene insert which houses cable outlets and a lifting handle. The lid pivots to an angle of 80°. The carpet trim is manufactured from polypropylene and finished grey in colour and supported with a galvanised steel frame. The recessed lid assembly is fixed to the base box by two 5mm screws which are located at each side of the frame. All parts of the lid assembly are replaceable.

TECHNICAL INFORMATION

Floor finish recess in lid: 7mm

Assembled box depth: 75.5mm

Space under outlet panels: 40mm

Variations of Cavity Floor Box Depth can be supplied to order.

Service Outlet Assemblies

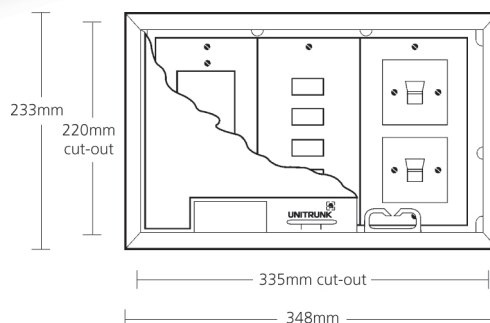

SERVICE Ref. CT/S 43 (Shown)
INSPECTION Ref. CT/I 43

SERVICE OUTLET PANELS
(See page 124)

Under Tile
Adjustable Support Bracket

Ref. CFSO 43x3 (Shown)
Ref. CFSO 43x4

Overall depth 75.5mm



Standard
Trunking

Multi
Compartment
Trunking

Lighting
Trunking

Uniklip
Cable Tray

Speedway
Cable Ladder

Cable Basket
Systems

Channel &
Support

Floor
Trunking

Bench Outlet
& Perimeter
Trunking

Steel Conduit
(Class 4)

Innovative
Design
Solutions

Accessories
& Supports

Index



Cavity Floor Boxes

Single Compartment Cavity Floor Box

Ref. CFSO1C



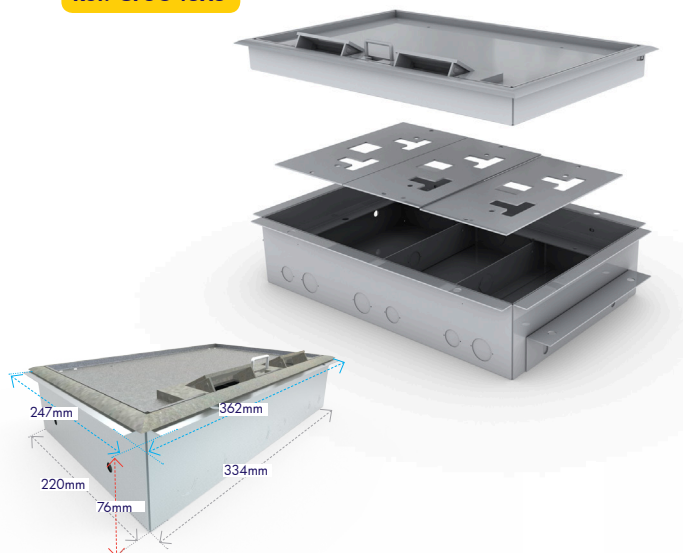
Two Compartment Cavity Floor Box

Ref. CFSO2C



Three Compartment Cavity Floor Box

Ref. CFSO43X3



Four Compartment Cavity Floor Box

Ref. CFSO43X4



WHAT TO ORDER

Type	Compartment	Service Outlet Panels	Lid
CFSO1C	1	EW103, EW105, EW106, EW109, EW113, EW114, EW125, EW166	Service Lid included with box
CFSO2C	2	EW103, EW105, EW106, EW109, EW113, EW114, EW125, EW166	CTS3 (Service Lid) or CTI3 (Inspection Lid)
CFSO43X3	3	EW755, EW756, EW759, EW763, EW764, EW766, EW767	CTS43 (Service Lid) or CTI43 (Inspection Lid)
CFSO43X4	4	EW103, EW105, EW106, EW109, EW113, EW114, EW125, EW166	CTS43 (Service Lid) or CTI43 (Inspection Lid)

CAVITY FLOOR TRUNKING SYSTEMS

Cavity Floor Trunking


Ref. TK

Available in 3 metre lengths. Standard size - 3 compartments 225mm x 38mm.



Gusset Bend


Ref. GTB



Riser Bend


Ref. GIB

Overall height 82mm.




Four-way Intersection

Ref. ITB



Gusset Tee

Ref. GTT



Tap-off Box

Ref. CFTB


Box height 40mm.



Tap-off Lid


Ref. CFTL

Alternative to Tap-off Box Knock-outs (20mm) in each compartment.




Trunking Coupling

Ref. TC



Blank End

Ref. BE



Standard
Trunking

Multi
Compartment
Trunking

Lighting
Trunking

Uniklip
Cable Tray

Speedway
Cable Ladder

Cable Basket
Systems

Channel &
Support

Floor
Trunking

Bench Outlet
& Perimeter
Trunking

Steel Conduit
(Class 4)

Innovative
Design
Solutions

Accessories
& Supports

Index



Service Outlet Panels


Can be used across a wide range of trunking floor systems. Plates are manufactured as EW7 series (75mm wide) & EW1 series (100mm wide).

Please refer to the product tables for cavity floor service outlet, easyway & underfloor universal fittings to ensure compatibility with your desired product.

****Sockets and RJ45s are available on request.**

EW7 Series Service outlet Panels (75mm x 195mm)

Ref. EW755




Panel to accept 2xLJ2 single telephone outlets (UK only, 50mm centres).

Ref. EW756




Blank Panel.

Ref. EW759



Panel to accept 4 x LJ6/RJ45 snap in connectors cut out size 36.70 x 22.50.

Ref. EW763



Panel to accept 1 twin switched MK2532 WHI panel socket 13A side wired.

Ref. MK2532**




For use with EW763 & EW113, side wired.

Ref. EW766



Wave Panel to accept 4 x LJ6/RJ45 snap in connectors cut out size 36.70 x 22.50.

Ref. EW764



Panel to accept 1 twin switched panel socket 13A rear wired for use in cavity floor box only ref. Volex MC1500.

Ref. MC1500**



For use with EW764 & EW114, Twin Earth.

Ref. EW767



50mm x 25mm Cutouts

FLOOR SYSTEMS SERVICE PLATES


EW1 Series Service outlet Panels (100mm x 195mm)

Ref. EW103




Panel to accept 3 single unswitched panel sockets 13A side wired e.g. Crabtree 7259 or MK735.

Ref. EW105



Panel to accept 2xLJ3, 2xLJ4, 2xLJ5 single telephone outlets (UK only).

Ref. EW106



Blank panel.

Ref. EW109



Panel to accept 4 x LJ6/RJ45 snap in connectors cut out size 36.70 x 22.50.

Ref. EW113



Panel to accept 1 twin switched MK2532 WHI panel socket 13A side wired.

Ref. MK2532**



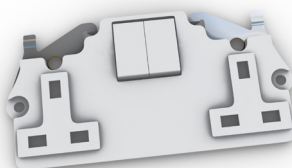
For use with EW763 & EW113, side wired.

Ref. EW114



Panel to accept 1 twin switched panel socket 13A rear wired for use in cavity floor box only ref. Volex MC1500.

Ref. MC1500**



For use with EW764 & EW114, Twin Earth.

Ref. EW125




Plate to accept a standard twin socket. To suit 2G outlet.

Ref. EW166



Wave Panel to accept 4 x LJ6/RJ45 snap in connectors cut out size 36.70 x 22.50.

Ref. EW167



50mm x 25mm Cutouts


		EW755	EW756	EW759	EW763	EW764	EW766	EW767	EW103	EW105	EW106	EW109	EW113	EW114	EW125	EW166	EW167
EASYWAY	EW503	✓	✓	✓	✓	✓	X	✓	X	X	X	X	X	X	X	X	X
	EW5043 (when using 3 Compartment)	X	X	X	X	X	X	X	✓	✓	✓	✓	✓	✓	✓	X	✓
	EW5043 (when using 4 compartment)	✓	✓	✓	✓	✓	X	✓	X	X	X	X	X	X	X	X	X
CAVITY FLOOR	CF501C	X	X	X	X	X	X	X	✓	✓	✓	✓	✓	✓	✓	✓	✓
	CF502C	X	X	X	X	X	X	X	✓	✓	✓	✓	✓	✓	✓	✓	✓
	CF5043x3	X	X	X	X	X	X	X	✓	✓	✓	✓	✓	✓	✓	✓	✓
	CF5043x4	✓	✓	✓	✓	✓	✓	✓	X	X	X	X	X	X	X	X	X
UNDER FLOOR	UFUF9	✓	✓	✓	✓	✓	✓	✓	X	X	X	X	X	X	X	X	X
	UFUF12 (when using 3 Compartment)	X	X	X	X	X	X	X	✓	✓	✓	✓	✓	✓	✓	✓	✓
	UFUF12 (when using 4 Compartment)	✓	✓	✓	✓	✓	✓	✓	X	X	X	X	X	X	X	X	X



SYSTEM ACCESSORIES & SERVICE OUTLETS

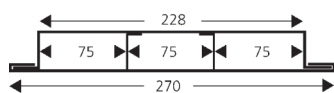
	*Single Compartment	*Two Compartment	Three Compartment	*Four Compartment
Sizes (width x depth)	Ref. UF1	Ref. UF2	Ref. UF3	Ref. UF4
150x25mm	•	•		
150x38mm	•	•		
225x25mm		•	•	
225x38mm		•	•	
300x25mm			•	•
300x38mm			•	•

*Special Order

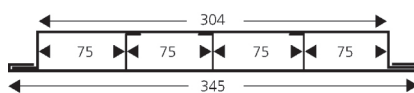


Compartment Dimensions

U.F.3



U.F.43x4




UNDERFLOOR (IN SCREED) TRUNKING SYSTEMS

Underfloor Trunking

Ref. UF


Supplied in 3m lengths
as per adjacent table



Underfloor Coupling

Ref. UFTC

1 off supplied/ 3m length.




Riser Bend

Ref. UFRB

Trunking height	URFB height (H)
25mm	130mm
38mm	142mm

Depth of screed should also
be quoted when ordering.




Riser Bend

(From underfloor
into skirting trunking)

Ref. UFST


Depth of screed should also
be quoted when ordering.



Underfloor Blank End


Ref. UFBE

For use with UFUF69.



Flange Coupling

Ref. UFFC



Service Outlet (PVC Trim)

Ref. CT/S 3

For use with UFUF9.

Ref. CT/S 43

For use with UFUF12.




Supplied with a 7mm recess & PVC Trim. Stainless Steel Trim & Deeper recesses are available (Made to order)

Adjustable Collar

(For Under Floor) Universal Fitting 9 & 12

See Page 129




Height can be manufactured to suit customer requirements.
Please specify screed depth and adjustable range required when ordering.

Riser Flange

Ref. UFRF

Depth of screed should also
be quoted when ordering.




Inspection Lid

Ref. CT/13

For use with UFUF9.

Ref. CT/143

For use with UFUF12.



Supplied with a 7mm recess & PVC Trim. Stainless Steel Trim & Deeper recesses are available (Made to order)

Standard
Trunking

Multi
Compartment
Trunking

Lighting
Trunking

Uniklip
Cable Tray

Speedway
Cable Ladder

Cable Basket
Systems

Channel &
Support

Floor
Trunking

Bench Outlet
& Perimeter
Trunking

Steel Conduit
(Class 4)

Innovative
Design
Solutions

Accessories
& Supports

Index



Universal Fitting

Ref. UFUF 9X3

For use with UF3 Trunking.

Ref. UFUF 12X4

For use with UF4 Trunking
Supplied with polystyrene block
to prevent screed ingress.

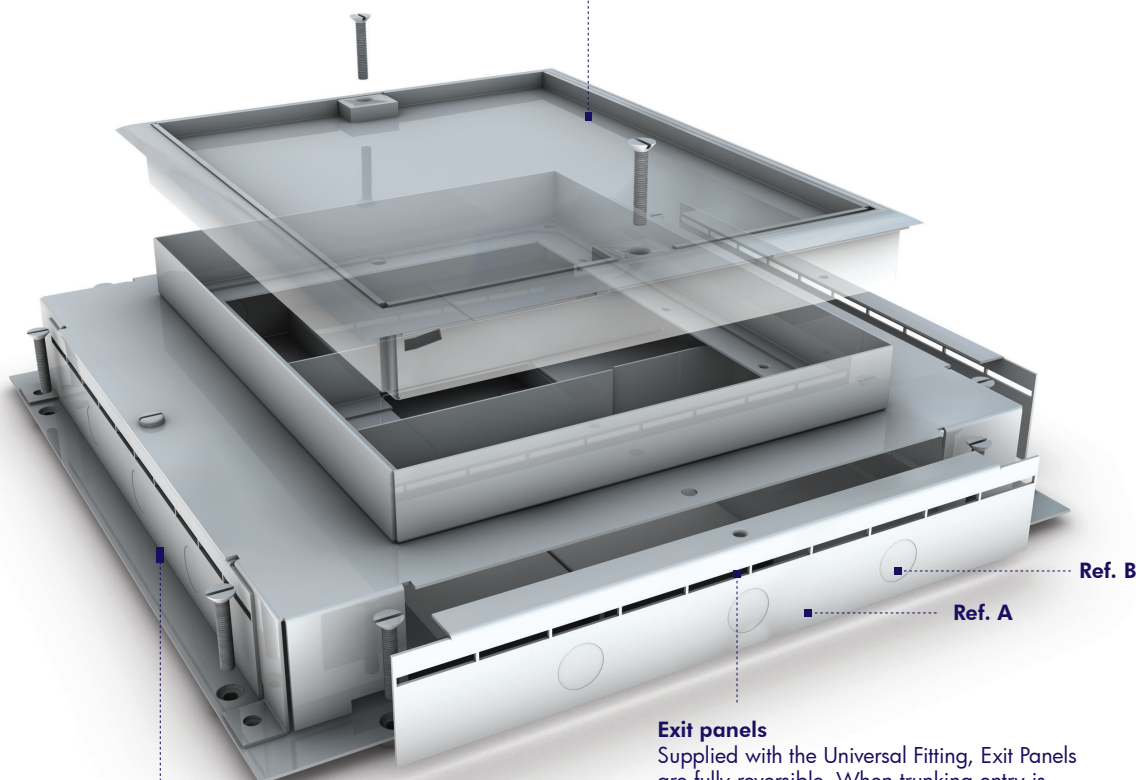
Inspection Trim

Ref. CT/I 3

For use with UFUF69.

Ref. CT/I 43

For use with UFUF12.



Universal Fitting

UFUF9 Underpass Layout
Overall dimensions 379mm sq.

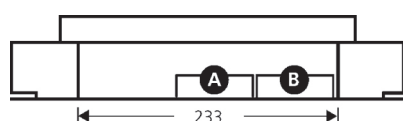
Exit panels

Supplied with the Universal Fitting, Exit Panels are fully reversible. When trunking entry is required for 225mmx25mm see diagram (Ref.A). For 225mmx38mm remove plate (Ref.A). Alternatively conduit exits may be created by removing knock-outs (Ref.B).

Universal Fitting Dimensions

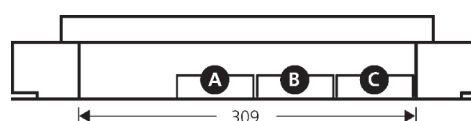
UFUF 9 (3 compartment)

Underpasses: **A** 75 x 13mm
B 75 x 13mm
Overall width: 350mm sq.
Overall height: 78mm (including base rivet bushes)



UFUF 12 (4 compartment)

Underpasses: **A** 75 x 13mm
B 75 x 13mm
C 75 x 13mm
Overall width: 452mm sq.
Overall height: 78mm (including base rivet bushes)



UNDERFLOOR (IN SCREED) TRUNKING SYSTEMS


Underfloor Adjustable Collar

(For Under Floor) Universal Fitting 9 & 12

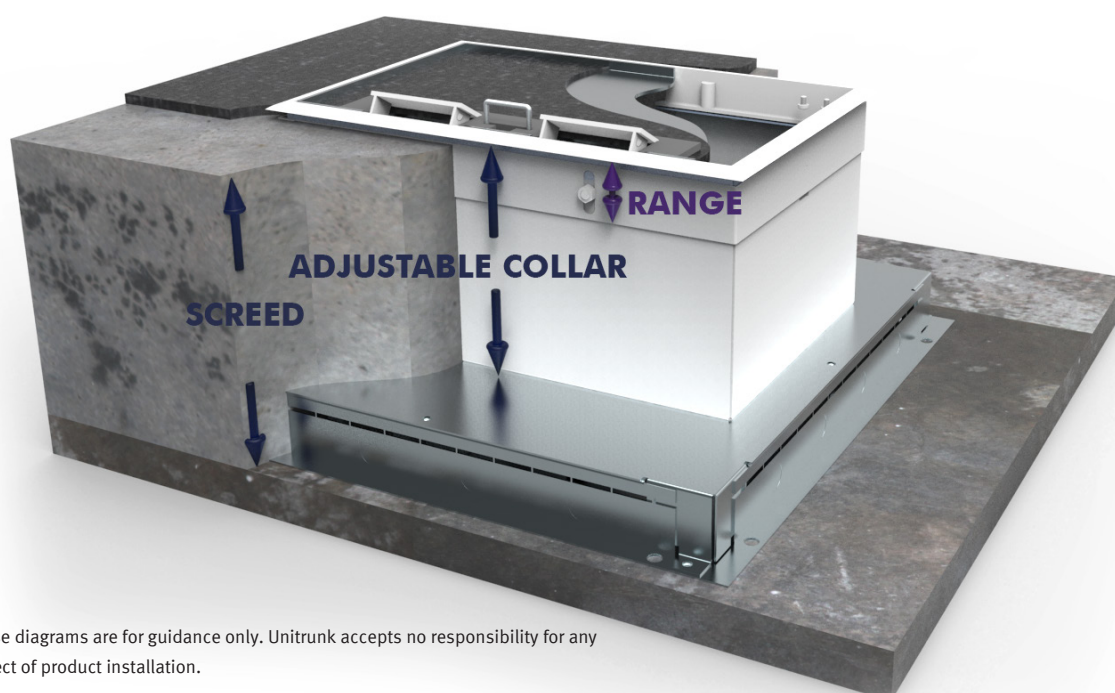
Designed for situations where floor levels are not consistent.

For applications with deeper screed

Also where a deeper void is required within the box to suit larger plug fittings.



Ref. Code 9 Series	Ref. Code 12 Series	Screed Min	Screed Max
UF9ADJCOL-SCREED-92-RANGE-015	UF12ADJCOL-SCREED-92-RANGE-015	85mm	100mm
UF9ADJCOL-SCREED-100-RANGE-020	UF12ADJCOL-SCREED-100-RANGE-020	90mm	110mm
UF9ADJCOL-SCREED-112-RANGE-025	UF12ADJCOL-SCREED-112-RANGE-025	100mm	125mm
UF9ADJCOL-SCREED-135-RANGE-030	UF12ADJCOL-SCREED-135-RANGE-030	120mm	150mm
UF9ADJCOL-SCREED-155-RANGE-030	UF12ADJCOL-SCREED-155-RANGE-030	140mm	170mm
UF9ADJCOL-SCREED-175-RANGE-030	UF12ADJCOL-SCREED-175-RANGE-030	160mm	190mm
UF9ADJCOL-SCREED-200-RANGE-040	UF12ADJCOL-SCREED-200-RANGE-040	180mm	220mm
UF9ADJCOL-SCREED-220-RANGE-020	UF12ADJCOL-SCREED-220-RANGE-020	210mm	230mm



These diagrams are for guidance only. Unitrunk accepts no responsibility for any aspect of product installation.

UNITRUNK CASE STUDY

A TRUE ICON




Unitrunk are honoured to be part of such a prestigious project. The Signature Building celebrates a true historical icon and we are very proud to be associated with it. 

David Morrow, General Manager, Unitrunk

Belfast is gearing up to celebrate a legend. And Unitrunk are right in the thick of it.

2012 marked the centenary of the maiden voyage of the world's most famous ship, the Titanic. As part of the celebrations, the stunning Titanic Signature Building will become the largest man-made tourist attraction in Northern Ireland's history. It will have six floors and nine galleries, telling Titanic's story from its conception to its tragic demise.

As the celebrations take place on the doorstep of Unitrunk HQ in Lisburn, Unitrunk took great pride in supplying a range of products – including trunking and tray – to get the exciting project ready ahead of the big party next year.



PRODUCTS



- Speedway SW4 Cable Ladder
- Cable Tray
- Standard Trunking
- Bespoke Floor Trunking

SECTION 9

BENCH OUTLET BOXES & PERIMETER TRUNKING


Bench Trunking

Unitrunk Bench Trunking is manufactured with a galvanised sheet steel body to BS EN 10346:2009 in 3 metre lengths as standard although any length can be supplied to order to suit any application. Each length is provided with coupling and screws. The cover can be supplied punched to accept socket outlets or other accessories.



Skirting Trunking

Unitrunk Skirting Trunking is easily fitted and is available in 3 metre lengths with all the necessary bends etc, to form a complete installation. Trunking is designed for installation after wall and floor surfaces have been completed. Tee Pieces, Pier Sets etc, can be supplied to customer requirements.



ACCREDITED TO THE FOLLOWING STANDARDS



Dado Trunking

Unitrunk Dado trunking is available in 3 metre lengths with all the necessary bends etc, to form a complete installation.

BENCH OUTLET BOXES & PERIMETER TRUNKING

UNITRUNK SKIRTING TRUNKING is easily fitted and is available with all the necessary bends etc. to form a complete installation. Types S1 and S2 are designed for installation after wall and floor surfaces have been completed. Tee pieces, Threshold Units, Pier Sets etc., can be supplied to customer requirements.

The body and divider of the standard skirting trunking are manufactured from galvanised sheet steel to BS EN 50085-1 :2005 plus BS EN 50085-1-2:2006.

The cover is made from galvanised sheet steel and can be finished in epoxy/polyester coating of any colour on request. All trunking is supplied in 3 metre lengths as standard, complete with joining plates and screws.

S1 and S2 trunking is supplied with compartments as shown and is therefore suitable for carrying mains, telephone and VDU or other low voltage circuits. The dividers have provision every 200mm along the length with 20mm EKO's to allow access between compartments. A Back Box is also available on request for complete segregation.

It is normal practice to run the mains circuit in the larger compartment as the cover can be punched to accept a standard 13 amp socket or other accessory. Alternatively a short section of cover can be supplied c/w a one or two gang socket outlet. Socket plates and accessories are manufactured to overlap at the edges

Standard Skirting Trunking

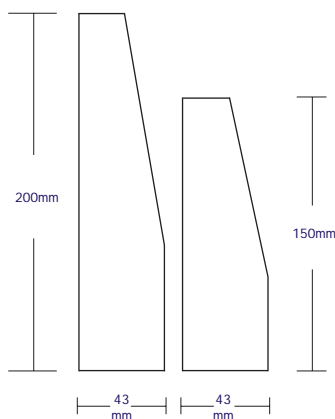
Ref. S1/2 - 2 Compartment (150mmx43mm)

Ref. S1/3 - 3 Compartment (150mmx43mm)

Ref. S2/2 - 2 Compartment (200mmx43mm)

Ref. S2/3 - 3 Compartment (200mmx43mm)

Other sizes available on request.




Skirting Blank End

Left Hand - Ref. S1BELH

Right Hand - Ref. S1BERH

Left Hand - Ref. S2BELH

Right Hand - Ref. S2BERH



Left Hand




Right Hand




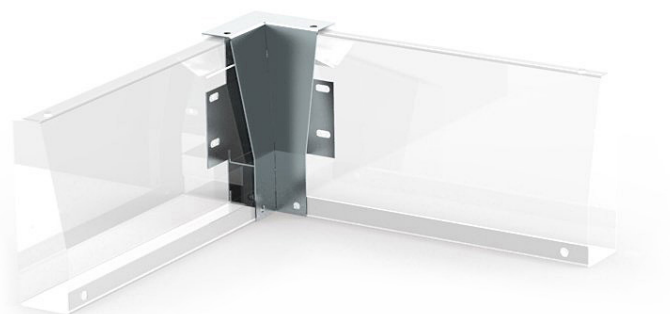
Skirting Outside Bend

- Ref. S1OB2C - 2 Compartment (150mmx43mm)
- Ref. S1OB3C - 3 Compartment (150mmx43mm)
- Ref. S2OB2C - 2 Compartment (200mmx43mm)
- Ref. S2OB3C - 3 Compartment (200mmx43mm)




Skirting Inside Bend

- Ref. S1IB2C - 2 Compartment (150mmx43mm)
- Ref. S1IB3C - 3 Compartment (150mmx43mm)
- Ref. S2IB2C - 2 Compartment (200mmx43mm)
- Ref. S2IB3C - 3 Compartment (200mmx43mm)



Skirting Tee


- Ref. S1T2 - 2 Compartment (150mmx43mm)
- Ref. S1T3 - 3 Compartment (150mmx43mm)
- Ref. S2T2 - 2 Compartment (200mmx43mm)
- Ref. S2T3 - 3 Compartment (200mmx43mm)





Skirting Socket Plate

- Ref. S1S1 - Single Socket (150mmx43mm)
- Ref. S1S2 - Double Socket (150mmx43mm)
- Ref. S2S1 - Single Socket (200mmx43mm)
- Ref. S2S2 - Double Socket (200mmx43mm)



Skirting Back Boxes

- Ref. S1S1BBX2 - Single Socket - 2 Comp (150mmx43mm)
- Ref. S2S1BBX2 - Single Socket - 2 Comp (200mmx43mm)



- Ref. S1S1BBX3 - Single Socket - 3 Comp (150mmx43mm)
- Ref. S2S1BBX3 - Single Socket - 3 Comp (200mmx43mm)



- Ref. S1S2BBX2 - Double Socket - 2 Comp (150mmx43mm)
- Ref. S2S2BBX2 - Double Socket - 2 Comp (200mmx43mm)



- Ref. S1S2BBX3 - Double Socket - 3 Comp (150mmx43mm)
- Ref. S2S2BBX3 - Double Socket - 3 Comp (200mmx43mm)





DADO TRUNKING

UNITRUNK DADO TRUNKING is available with all the necessary bends etc to form a complete installation.

The body and divider of the DAD-TK are manufactured from galvanised sheet steel to BS EN 50085-1 :2005 plus BS EN50085-2-1 :2006. The dividers are provided with 20mm E knockouts for easy access to all compartments at 200mm centres. A Back Box is also available on request for complete segregation. All trunking is supplied in 3 metre lengths as standard, complete with joining plates and screws.

The cover is made from 1.2mm hot dip galvanised sheet steel and can be finished in epoxy polyester coating of any colour on request. The trunking is suitable for carrying mains, telephone and VDU or other low voltage circuits.

It is normal practice to run the mains circuit in the larger compartment as the cover can be punched to accept a standard 13 amp socket or other accessory.

Alternatively a short section of cover can be supplied with a one or two gang socket outlet. Socket plates and accessories are manufactured to overlap at the edges of the trunking cover.

Dado Trunking


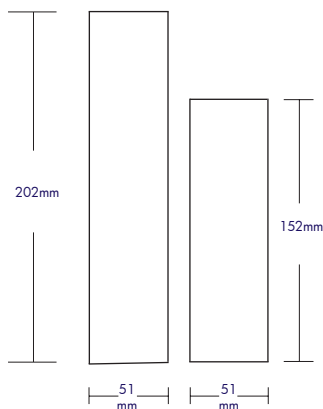
Ref. DADTK62 - Single Compartment (152mmx51mm)

Ref. DADTK62x3 - 3 Compartment (152mmx51mm)

Ref: DADTK82 - Single Compartment (202mmx51mm)

Ref: DADTK82x3 - 3 Compartment (202mmx51mm)


Other sizes available on request.



Dado Blank End

Ref. DADBE62 - (152mmx51mm)

Ref. DADBE82 - (202mmx51mm)



Dado Tee

Ref. DADT62 - Single Comp.

Ref. DADT62x3 - 3 Comp.

Ref: DADT82 - Single Comp.


Ref: DADT82x3 - 3 Comp.







Dado Outside Bend

- Ref. DADOB62 - Single Compartment (152mmx51mm)
- Ref. DADOB62x3 - 3 Compartment (152mmx51mm)
- Ref: DADOB82 - Single Compartment (202mmx51mm)
- Ref: DADOB82x3 - 3 Compartment (202mmx51mm)




Dado Inside Bend

- Ref. DADIB62 - Single Compartment (152mmx51 mm)
- Ref. DADIB62x3 - 3 Compartment (152mmx51mm)
- Ref: DADIB82 - Single Compartment (202mmx51mm)
- Ref: DADIB82x3 - 3 Compartment (202mmx51mm)




Dado Socket Plate

FULL RANGE OF DADO SOCKET PLATE ARE AVAILABLE
EXAMPLE -Ref. DAS282 - Twin Socket - (202mmx51mm)



Dado Back Boxes

FULL RANGE OF DADO BACK BOXES ARE AVAILABLE
EXAMPLE -Ref. DAS2BB - Double Back Box- Twin Socket






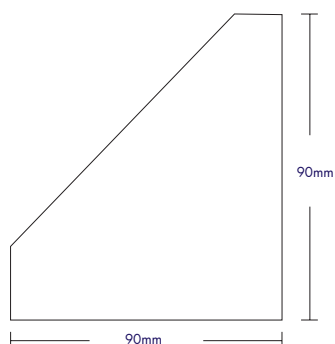
BENCH TRUNKING

UNITRUNK BENCH TRUNKING is manufactured with a galvanised sheet steel body to BS EN 10142 and a 'Zintec' sheet steel cover in 3 metre lengths as standard although any length can be supplied to order to suit any application. Each length is provided with coupling and screws. The cover can be supplied punched to accept socket outlets or other accessories. If required, a dividing fillet, 25mm high, can be supplied in position. The trunking cover can also be supplied with epoxy/polyester finish in any colour to order.

Bench Trunking

Ref. BTTK - (90mmx90 mm)

Other sizes available on request.




Bench Blank End

Ref. BTBE




Bench Outside Bend

Ref. BTOB



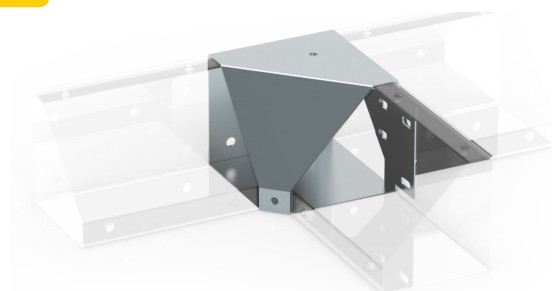
Bench Inside Bend

Ref. BTIB



Bench Tee

Ref. BTT



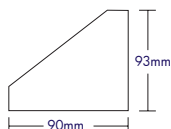
BENCH OUTLET BOXES & PERIMETER TRUNKING

PLEASE NOTE:


All outlet boxes are factory finished white (Ral 9010).
(Other colours are available on request)

Bench Outlet Box

Ref.BS1

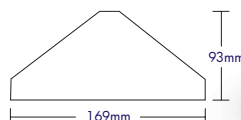


1 Gang
Single Sided




Bench Outlet Box

Ref.BS2

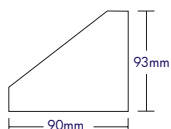


1 Gang
Back to Back



Bench Outlet Box

Ref.BS3

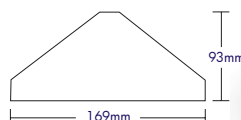


Twin
Single Sided




Bench Outlet Box

Ref.BS4

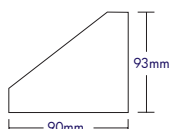


Twin
Back to Back




Bench Outlet Box

Ref.BS5

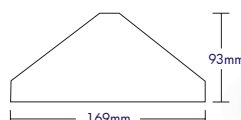


2 x 1 Gang
Single Sided




Bench Outlet Box

Ref.BS6



2 x 1 Gang
Back to Back



Data Outlet Box

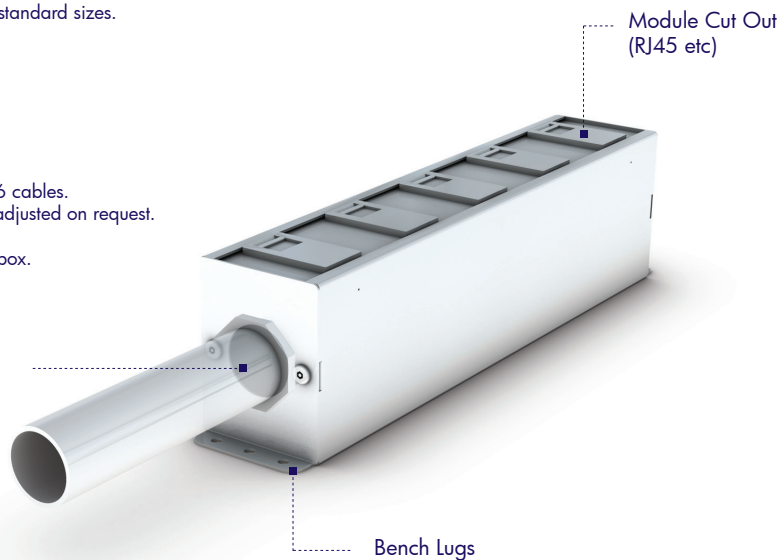
Box to accept 20, 25 or 32mm conduit.
c/w 5 No Plates to accept: RJ45snap in connector standard sizes.

Ref.	Length mm	Width mm	Height mm
DB65	300	62	65
DB80	300	62	80

Extra height options available to accommodate CAT 6 cables.
Width, length and height are variable and can be adjusted on request.

5 individual plates are supplied with each 300mm box.

Conduit Entry Point
20,25 or 32mm





UNITRUNK CASE STUDY

TUNNEL VISION




This project was challenging due to the sheer range of bespoke products required; a challenge we rose to and a job we are proud of. 

Unitrunk Innovation Department

With 270 stations and about 400 km (250 miles) of track, the London Underground is the longest metro system in the world by route length and has one of the highest number of stations. In 2007, more than one billion passenger journeys were recorded, making it the third busiest metro system in Europe.

Unitrunk completed a large scale cable management contract with a wide range of projects carried out on communications, tannoy and fire systems. To date over 480 bespoke fittings have been created for this project with all parts manufactured to the London Underground's own stringent standards including multi-compartment flexible trunking which was pioneered for the first time.



PRODUCTS

- Dedicated Onsite Unitrunk Engineer
- Strict Quality Controls
- Multi-Compartment Flexible Trunking
- Over 480 Bespoke Fittings
- Specialist Project Management



UNITRUNK

Total Cable Management Solutions

SECTION 10

STEEL CONDUIT (CLASS 4)

Rigid steel conduit conforms to the following specification relating to cable management systems: BS4568 part 1: 1970 Clauses 4, 5.1, 5.4, 6.1, 7.1, 7.2, 8 and 9 BS EN 61386-21:2004 Clauses 7.1, 7.5, 8.1, 8.2, 9.1, 10.3, 10.4, and 14.2.2.3 (high protection). The base structure is 20mm (or 25mm or 32mm) seam welded steel tube processed from hot rolled steel strip.

BS4568 heavy protection is achieved by the hot dipped galvanising method to the thickness required under BS 4568 and EN 50086.



FM11705




STEEL CONDUIT (CLASS 4)

Steel Conduit (Class 4)

Galvanised

Sold in bundles of 8



IMPORTANT - Supplied in 3000mm & 3750mm lengths as standard and is threaded both ends with a coupler attached at one end.

Available in 20 - 25mm diameter and 32mm diameter on request

Steel Conduit

Black Enamel

Sold in bundles of 10



IMPORTANT - Supplied in 3000mm lengths as standard and is threaded both ends with a coupler attached at one end.

Available in 20 - 25mm diameter

Black enamel conduit in 3000mm lengths is available from stock in 20mm and 25mm.

Standard
Trunking

Multi
Compartment
Trunking

Lighting
Trunking

Uniklip
Cable Tray

Speedway
Cable Ladder

Cable Basket
Systems

Channel &
Support

Floor
Trunking

Bench Outlet
& Perimeter
Trunking

Steel Conduit
(Class 4)

Innovative
Design
Solutions

Accessories
& Supports


Index

UNITRUNK CASE STUDY



MODERN SCIENCE




The scale of this project meant that a close working relationship was paramount to its success with Unitrunk meeting our every need. 

Mercury Engineering

Peterborough Edith Cavell Hospital is part of the £335 million Greater Peterborough Health Investment Plan. The high-tech hospital includes 612 inpatient beds, emergency care centre, diagnostics unit, cancer unit, specialist rehabilitation unit and renal dialysis.

Unitrunk developed a close working relationship with the contractor meeting their every requirement to supply this large scale cable management contract with a wide variety of products. Due to the complex nature of this project, Unitrunk supplied bespoke size floor trunking to suit the customer's exact requirements.



PRODUCTS

- Cable Tray
- Speedway SW4 Cable Ladder
- Support Channel & Bracketry
- Standard Trunking
- Bespoke Sized Trunking




UNITRUNK

Total Cable Management Solutions


SECTION 11

INNOVATIVE DESIGN SOLUTIONS

Our industry experience over many years has secured our position as the leader in bespoke made to order solutions. The products profiled in this section are unique to Unitrunk and have been designed by our Innovation Department who work closely with our customers to overcome any challenges providing the ideal solution to their needs in any given situation. We work harder and faster than our competitors to help you overcome any problems you may encounter, just give us a call and we can work it out.



ACCREDITED TO THE FOLLOWING STANDARDS



**3X
FASTER**

THAN YOUR STANDARD
INSTALLATION



Change of Face Trunking 90° Angle

Ref. COF

Used in situations where a trunking lid changes face, e.g. top lid to front lid.

No more cutting trunking on site saving installation time.




Adjustable Bends (Vertical) 0-35° Angle

VAB/SIZE External lid



BAB/SIZE Internal lid




Gives the flexibility on site to manage any unforeseen problems, where angles cannot be determined before going to installation.

Can be formed as an internal or external joint.
Code eg: VAB22 (Adjustable Bend 50x50mm)

Adjustable Bends (Horizontal) 0-35° Angle

Ref. HAB

Gives the flexibility on site to manage any unforeseen problems, where angles cannot be determined before going to installation.




Fireproof Trunking

Ref.FPTK

The system comprises of a pre-galvanised inner trunking system surrounded by thermal insulation board all contained within a pre-galvanised outer trunking.


The trunking size can be supplied to customer requirements.



G Profile Basket

Ref. On Request

Ideal for mounting to a ceiling or even direct to a wall. While maintaining the fast fix easy connect.






Floor Box - Metal Trim

Special

This metal trim can be Polyester Powder Coated or manufactured in Stainless Steel for installation into standard inspection and service outlets, across the full floor system ranges.


Available with 7mm, 9mm, 15mm, 20mm & 25mm tile recess.



Cavity Floor Access Hatch

Ref.CAVHATCH

This bespoke hatch, fitted at finished floor level, allows access to services within a cavity floor system. Cutouts to allow cables can be supplied to your specification.



Shallow Flush Floor

Ref.SSF

Shallow flush floor trunking is designed for a minimal screed application. It is also available for wooden floors where the same principle applies.

Width and height to customer specification.




Floor Trunking Tray Cover

Ref.FFR

The trunking body and tray type cover are formed from galvanised sheet steel. The standard depth of the tray cover is 8mm but deeper sections for wood block flooring etc are available. Dividing fillets are fitted to 150mm and wider in order to support cover.

When ordering multi-compartment floor trunking the width of each compartment should be specified. Any sizes available to order.




Floor Trunking Chequer Plate Cover

Ref.FFC

The trunking body is similar to tray type. A self adhesive gasket is fitted under the chequer plate cover which can be supplied either galvanised or in grey enamel finish also available with chequer plate lid.

When ordering multi-compartment floor trunking, the width of each compartment should be specified. Any sizes available to order.



Industrial Floor Box

Special

3 compartment floor box is available in 100mm deep to suit 15mm floor tile. The box has chain link fixing for lid.

Please contact Unitrunks technical department for bespoke configuration.


2000kg load



Cable Ladder Fitting Integral Coupler

Special


Fast fit, cost saving system reducing the number of couplers required. The coupler has a formed shape to increase strength and rigidity and reduces joint hinging.



Cable Guard

Ref: CG


Available in all sizes and finishes to customers requirements manufactured to any length up to 3 metres.



Weatherproof Trunking

Ref.WPTK

The IP65 trunking is constructed with out-wardly turned flanges and provided with an internal sleeve coupling which allows it to be cut as necessary on site. Bonded gaskets are fitted throughout. The flange covers are secured by bolts and both the trunking and cover are manufactured from hot-dip galvanised sheet steel to either BSEN10346 or BS1461. A complete range of weatherproof trunking fittings are available.




Distribution Board Trunking

Ref.TKDB

Trunking no longer requires cutting on site.

Size manufactured to customer requirements, saving installation time.



Standard Trunking

Multi Compartment Trunking

Lighting Trunking

Uniklip Cable Tray

Speedway Cable Ladder

Cable Basket Systems

Channel & Support

Floor Trunking

Bench Outlet & Perimeter Trunking

Steel Conduit (Class 4)

Innovative Design Solutions

Accessories & Supports

Index



Screw Fixed Lid Trunking

REF: SFL/TK/SIZE/SCREW TYPE

Available with a complete range of fittings and supplied in various finishes i.e. galvanised steel, stainless steel and epoxy/polyester coated. Also available with tamper proof lid fixings.

Code eg: SFL/TK/22/TORQ
Screwfix Lid/Trunking/50x50mm/Torq Screw



Standard (Slot)

Security Screws:



Torq (Resistorx)



Snake Eye




Socket Button Head

Flexible Bend Trunking

Special


Ease of installation, perfect for navigating those awkward areas whilst maintaining the installations symmetric appearance. Manufactured to customer requirements.



Dado Anti Ligature

Special

Installed in a custodial environment, supplied with security fixings with a special design to eliminate ligature points. Manufactured to customer requirements.



Power Posts

Ref. PP

This versatile system provides services from floor voids to desk height work stations.


Size manufactured to customers requirements, saving installation time.



Double Depth Tee

Ref.DDT

Can be manufactured to enter at bottom or lid level. Gives full compartmental depth from trunking to Tee underpass.





RIGHT ON YOUR DOORSTEP

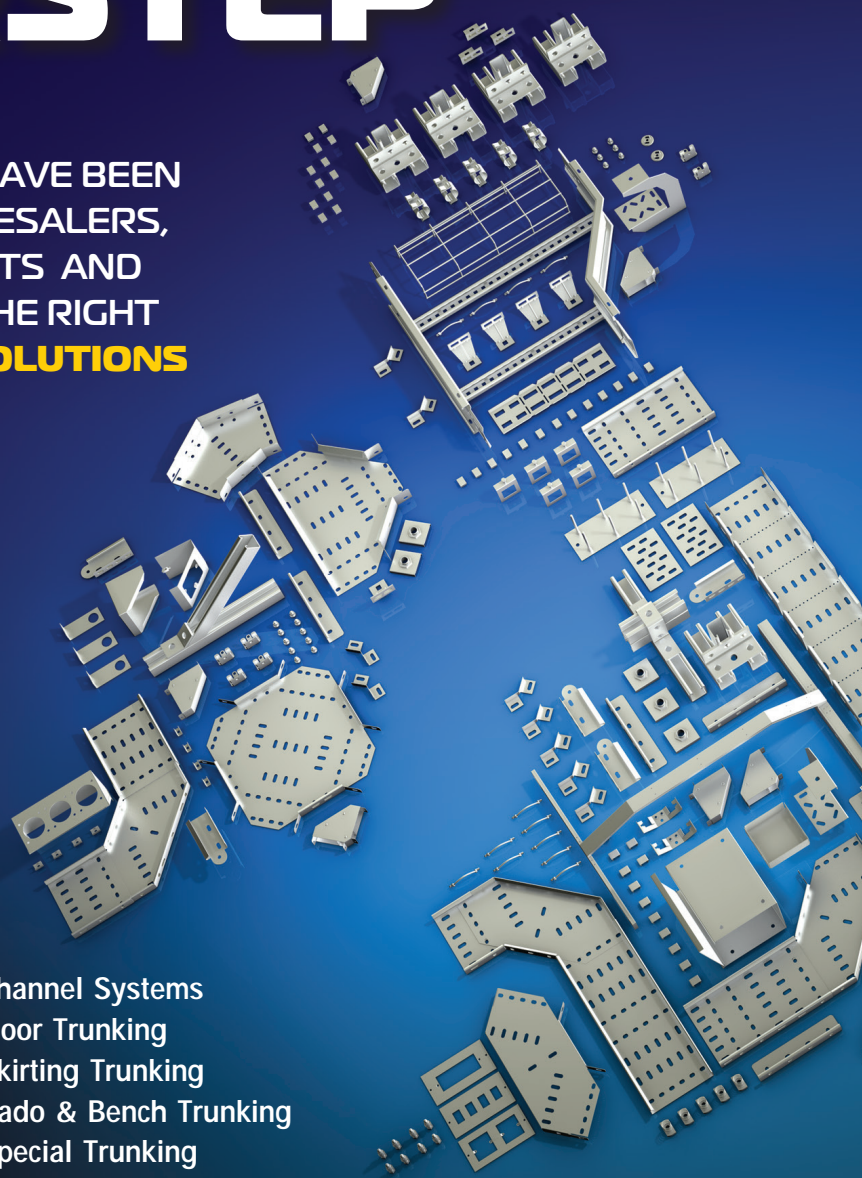
FOR OVER 35 YEARS, WE HAVE BEEN
PARTNERING WITH WHOLESALERS,
CONTRACTORS, ARCHITECTS AND
SPECIFIERS TO PROVIDE THE RIGHT
CABLE MANAGEMENT SOLUTIONS

OUR SERVICES:

- High Quality Products
- National Coverage with Local Stock & Service
- A Flexible Personable Approach
- Unrivalled Technical Support
- Design Service
- Innovative Product Development
- Bespoke Systems Capability

OUR PRODUCTS:

- Standard Trunking
- Multi-Compartment Trunking
- Lighting Trunking
- Weatherproof Trunking
- Cable Tray Systems
- Cable Supports
- Speedway Ladders
- Mesh Cable Trays
- Channel Systems
- Floor Trunking
- Skirting Trunking
- Dado & Bench Trunking
- Special Trunking
- Steel Conduit
- Erico Caddy



Standard
Trunking

Multi
Compartment
Trunking

Lighting
Trunking

Uniklip
Cable Tray

Speedway
Cable Ladder

Cable Basket
Systems

Channel &
Support

Floor
Trunking

Bench Outlet
& Perimeter
Trunking

Steel Conduit
(Class 4)

Innovative
Design
Solutions

Accessories
& Supports

Index

UNITRUNK CASE STUDY



SAFETY FIRST



**Safety and reliability are vital to us;
Unitrunk always provide products
we can rely on.**



Billy Robson, Project Manager, Emcor

Unitrunk are helping to secure the UK's safest road tunnels with the refurbishment of the original Tyne Vehicle Tunnel. After the new tunnel opened earlier this year, the original one is undergoing an upgrade, featuring Unitrunk's ultra-reliable trunking, tray and ladder products.

Construction of the original vehicle tunnel began in 1961 and was opened by HM the Queen in October 1967. The new tunnel opened to traffic in February 2011, with the original closing, as work started on creating a separate emergency escape passage. The upgrade will see them become the safest road tunnels in the UK.



PRODUCTS

- Speedway SW4 Cable Ladder
- Cable Tray
- Standard Trunking

SECTION 12

ACCESSORIES & SUPPORTS

Cable Management installations often require a wide range of ancillary items such as fixings and accessories. Unitrunk branches carry, in stock, a vast range of these items to ensure that installers have a reliable 'single source' supply of components to meet their site requirements.

Although fixings and accessories are often small value parts, they can be important components in the overall installation therefore, breadth of range and product quality are important factors when choosing a supplier.

It's impossible to feature every product from this wide ranging product area in one catalogue so whilst you'll find many industry standard items in the following pages, if you have specific requirements that aren't shown then please call your local branch for expert support and assistance.

Finishes are available in zinc plated (EZ), hot dip galvanised (GA) and stainless steel finishes (SS) and when ordering please specify the finish required

ACCREDITED TO THE FOLLOWING STANDARDS




Single Channel Cantilever Arm

Ref.	Product	Arm Length
340AH10	2 Hole	150mm
340AH11	2 Hole	300mm
340AH12	2 Hole	450mm
340AH13	2 Hole	600mm
340AH14	2 Hole	750mm
340AH15	2 Hole	900mm



Short Spring Channel Nuts

Ref.	Thread Size
UCM6/S	M6
UCM8/S	M8
UCM10/S	M10
UCM12/S	M12




Back to Back Cantilever Arm

Ref.	Product	Arm Length
CARMBBP150GM	2 Hole	150mm
CARMBBP300GM	2 Hole	300mm
CARMBBP450GM	2 Hole	450mm
CARMBBP600GM	2 Hole	600mm
CARMBBP750GM	2 Hole	750mm
CARMBBP900GM	2 Hole	900mm



Channel Nuts No Spring

Ref.	Thread Size
UCM6/N	M6
UCM8/N	M8
UCM10/N	M10
UCM12/N	M12




Cone Pointed Bolts

Ref.	Thread Size
UCM10/CPB	M10x40



Long Spring Channel Nuts

Ref.	Thread Size
UCM6/L	M6
UCM8/L	M8
UCM10/L	M10
UCM12/L	M12



Threaded Rod

Ref.	Thread Size	Length
M6R3	M6	3m long
M8R3	M8	3m long
M10R3	M10	3m long
M12R3	M12	3m long



Drop in Anchors

Ref.	Thread Size
M6A	M6
M8A	M8
M10A	M10
M12A	M12

Sold in 100's.



Roofing Bolts & Nuts

Ref.	Thread Size
M6X12RNB	M6 x 12mm
M6X16RNB	M6 x 16mm
M6X20RNB	M6 x 20mm
M6X25RNB	M6 x 25mm
M6X30RNB	M6 x 30mm
M6X35RNB	M6 x 35mm
M6X40RNB	M6 x 40mm


Sold in 100's.
Other sizes available on request.



Rod Joiners

Ref.	Thread Size
M6RJ	M6
M8RJ	M8
M10RJ	M10
M12RJ	M12

Sold in 100's.






ACCESSORIES

Wedge Nut

Ref.	Thread Size
M6WN	M6
M8WN	M8
M10WN	M10
M12WN	M12


Sold in 100's.



Flat Washers

Ref.	Thread Size
M6FW	M6
M8FW	M8
M10FW	M10
M12FW	M12

Sold in 100's.




Anchor Setting Tool

Ref.M6ST
Ref.M8ST
Ref.M10ST
Ref.M12ST



Beam Clamp

Ref.	Thread/Hole Size
FC6T	M6 Threaded
FC8T	M8 Threaded
FC10T	M10 Threaded
FC11	11mm Plain Hole Max girder width for bolting 19mm
FC13	13mm Plain Hole Max girder width for bolting 23mm



Hex Head Set Screws

	Thread Size						Pack Qty	Ref.
M6	20	25	30	35	40	-	100	M6 X SIZE HS
M8	20	25	30	35	40	-	100	M8 X SIZE HS
M10	20	25	30	35	40	50	100	M10 X SIZE HS
M12	20	25	30	35	40	50	100	M12 X SIZE HS


Unitrunk stock a large range of set screws in thread sizes M6, M8, M10 and M12. Popular lengths range from 20mm to 40mm long and are stocked at all our distribution centres.



Mudguard Washers

Ref.	Size
M6MW	M6
M8MW	M8
M10MW	M10
M12MW	M12


Sold in 100's.



Full Hexagonal Nuts


Ref.	Thread Size
M6HN	M6
M8HN	M8
M10HN	M10
M12HN	M12

Sold in 100's.




Tray to Channel Klip

Ref. CHTR 25 (KLMR)
Ref. CHTR 50 (KLHR)



Basket to Channel Klip




Ref. UFC41M



REMEMBER UNITRUNK STOCK A GIANT RANGE OF ERICO CADDY PRODUCTS...

COMPREHENSIVE RANGE OF ERICO CADDY PRODUCTS

Unitrunk are an appointed super stockist of the erico caddy range of spring steel products and maintain a large stock profile of the popular caddy products at all the Unitrunk distribution centres.



Standard
Trunking

Multi
Compartment
Trunking

Lighting
Trunking

Uniklip

Speedway
Cable Ladder

Wire Mesh
Tray

Channel &
Support

Floor
Trunking

Bench Outlet
& Perimeter
Trunking

Steel Conduit
(Class 4)

Innovative
Design
Solutions

Accessories
& Supports

Index

visit online: uk unitrunk.co.uk ireland unitrunk.ie



NEW

SECTION 5.1

SPEEDWAY® CABLE LADDER SYSTEMS

The Speedway® family is growing.

Speedway® Cable Ladder is now available in Pre-Galvanised Steel. The newly added material choice offers greater flexibility, enabling contractors to choose the most suitable material based on the specific requirements of each project.

The **Speedway® Pre-Galvanised Cable Ladder** is ideally suited for areas with low levels of atmospheric corrosion and is tested in accordance with BS EN 61537.

RELIABLE SPEEDWAY® ATTRIBUTES

Special Profiled Side Section:

1. Enhanced structural rigidity.
2. Increased internal width for cables.
3. High performance coupling.
4. Safety edge.

Slotted Side Section:

1. Allows faster installation as the ladder can be cut to any length and coupled without on-site drilling.
2. Flexibility to mount ancillary items such as light fittings.
3. Reduced weight.

Shallow Channel Rungs:

1. The fixing of the rungs to the lowest point of the side section ensures maximum loading height.
2. High strength even in the widest ladders.
3. Use of every known type of cleat, tie and bonding with infinite adjustment.
4. Rungs alternately inverted (on lengths) permitting suspension of light fittings etc. from underside.

PRE. GALV. LADDER SYSTEM HEIGHTS

SPEEDWAY® 4 (SW4) PRE-GALV. - 100mm overall height


SPEEDWAY® 5 (SW5) PRE-GALV. - 125mm overall height

SPEEDWAY® 6 (SW6) PRE-GALV. - 150mm overall height

LADDER, FITTINGS, COVERS & ACCESSORIES



Pre-Galvanised Structural Steel (BS EN 10346)



ACCREDITED TO
THE FOLLOWING
STANDARDS

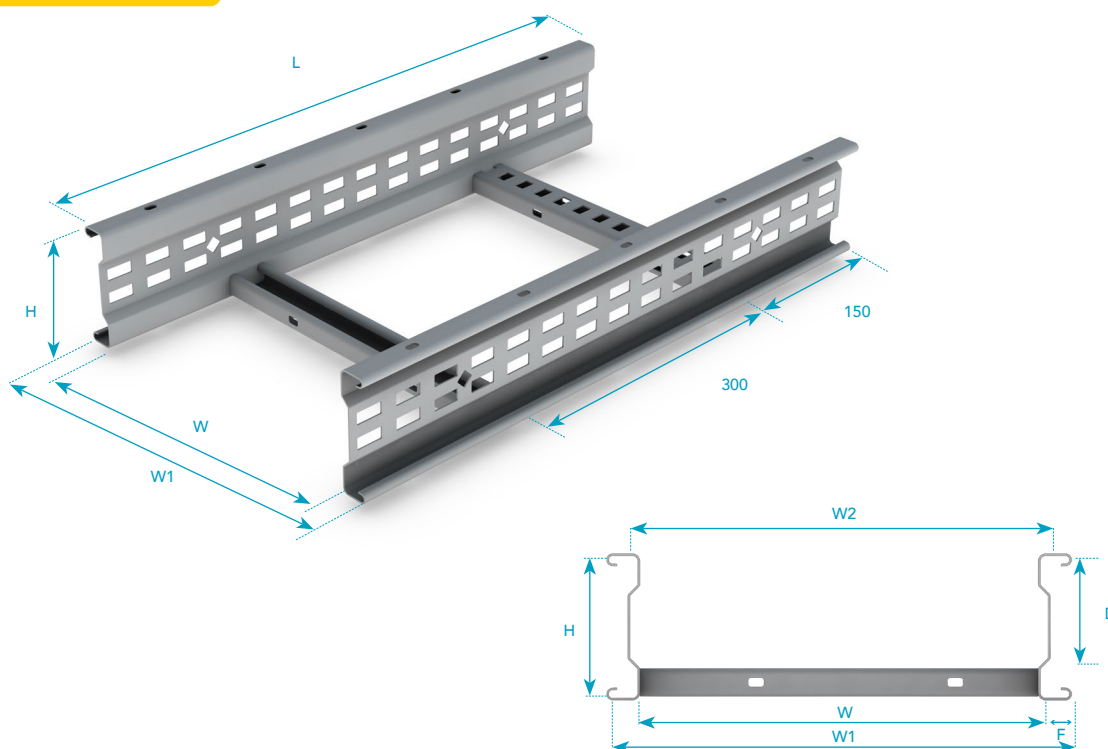


SPEEDWAY® CABLE LADDER SYSTEMS

Speedway® SW4 Pre-Galvanised Cable Ladder

Speedway® 4 SW4 Pre-Galv. Medium Duty Cable Ladder is manufactured in 3.0m lengths as standard with 6.0m lengths to order. The cable ladder is available in standard widths of 150mm, 300mm, 450mm, 600mm, 750mm, 900mm and 1050mm, although other widths up to 1500mm are available to order. Rung spacing is 300mm as standard.

Ref. SW4-SL3-Width-QQ



Part Number	No. of Rungs	Dimensions (mm)				Weight (kg)
		W	W1	L	H	
SW4-SL3-150-QQ	10	150	200	3000	100	12.39
SW4-SL3-300-QQ		300	350			13.89
SW4-SL3-450-QQ		450	500			15.38
SW4-SL3-600-QQ		600	650			16.88
SW4-SL3-750-QQ		750	800			18.38
SW4-SL3-900-QQ		900	950			19.88
SW4-SL3-1050-QQ		1050	1100			21.38

Height	H	100mm
Loading Depth	D	75mm
Ladder Width	W	100mm to 1050mm
Maximum Internal Width	W2	W + 14mm
Overall Width	W1	W + 50mm
Flange Width	F	25mm

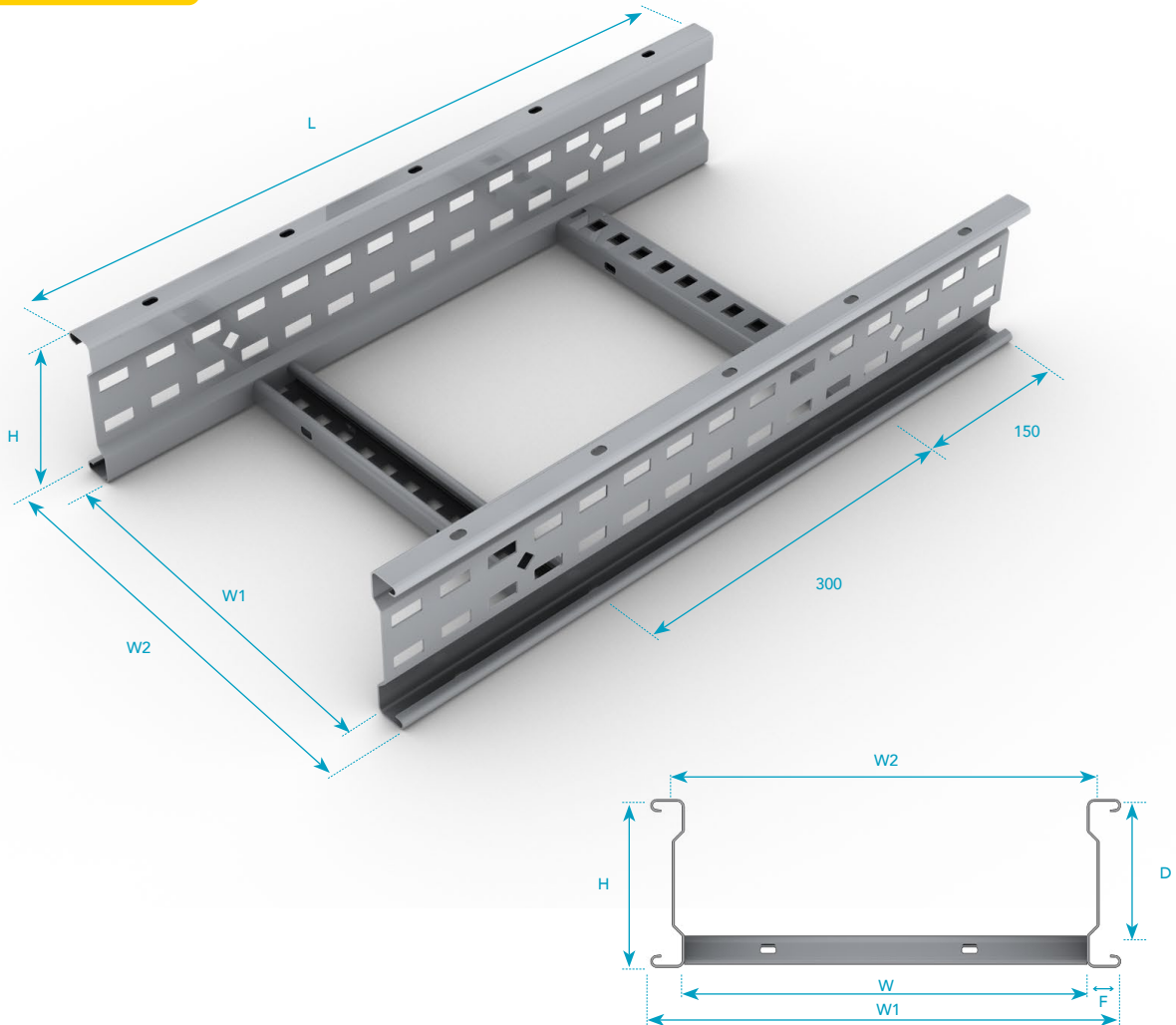
Supplied with:



Speedway® SW5 Pre-Galvanised Cable Ladder

Speedway® 5 (SW5) Pre-Galv. Heavy Duty Cable Ladder is manufactured in 3.0m lengths as standard with 6.0m lengths supplied to order. The cable ladder is available in standard widths of 150mm, 300mm, 450mm, 600mm, 750mm, 900mm and 1050mm, although other widths up to 1500mm are available to order. Rung spacing is 300mm as standard.

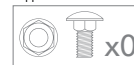
Ref. SW5-SL3-Width-QQ



Part Number	No. of Rungs	Dimensions (mm)				Weight (kg)
		W	W1	L	H	
SW5-SL3-150-QQ	10	150	200	3000	125	13.86
SW5-SL3-300-QQ	10	300	350			15.36
SW5-SL3-450-QQ	10	450	500			16.86
SW5-SL3-600-QQ	10	600	650			18.36
SW5-SL3-750-QQ	10	750	800			19.86
SW5-SL3-900-QQ	10	900	950			21.36
SW5-SL3-1050-QQ	10	1050	1100			22.85

Height	H	125mm
Loading Depth	D	100mm
Ladder Width	W	100mm to 1500mm
Overall Width	W1	W + 50mm
Maximum Internal Width	W2	W + 14mm
Flange Width	F	25mm

Supplied with:

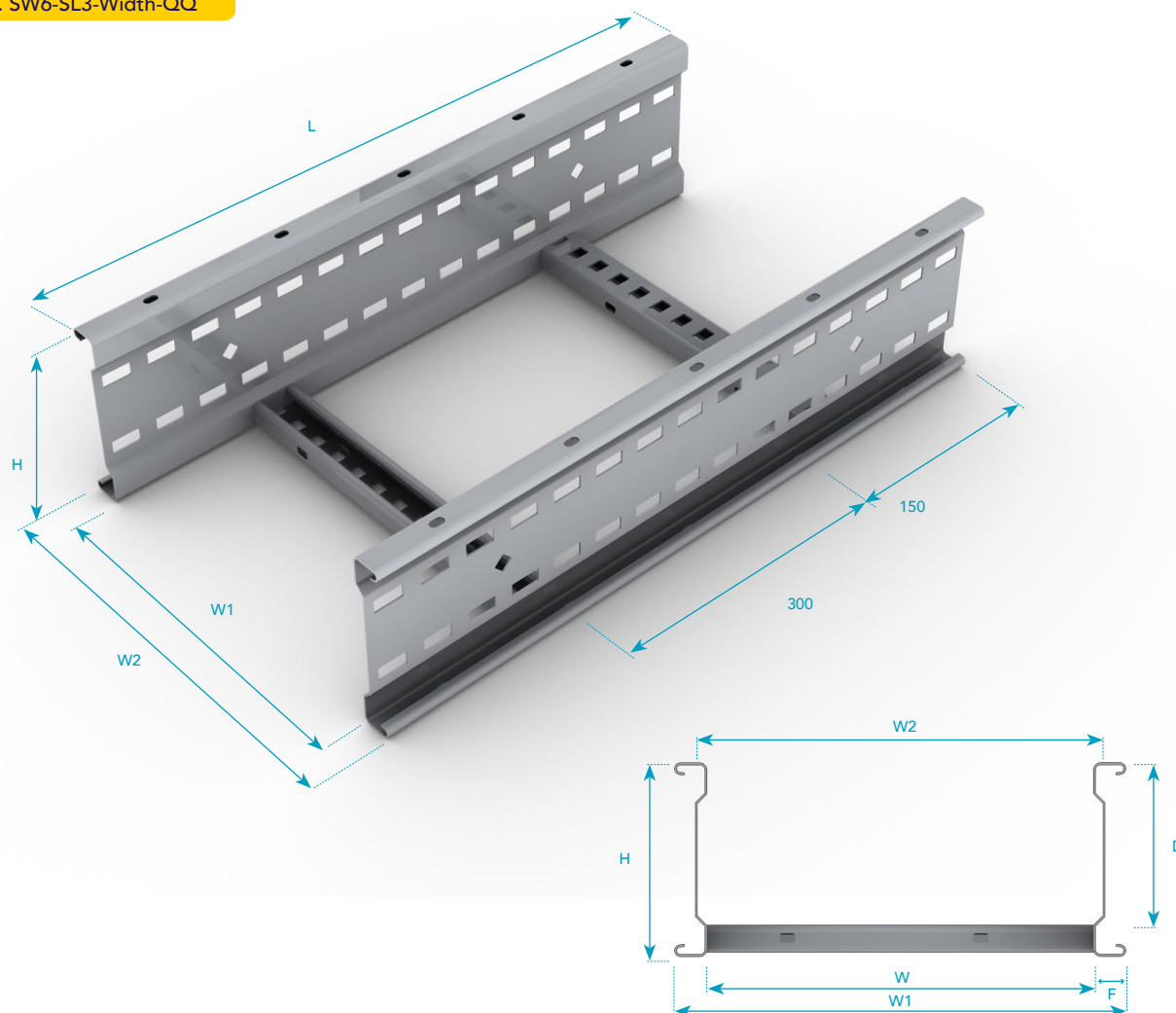


SPEEDWAY® CABLE LADDER SYSTEMS

Speedway® SW6 Pre-Galvanised Cable Ladder

Speedway® 6 (SW6) Pre-Galv. Extra Heavy Duty Cable Ladder is manufactured in 3.0m lengths as standard with 6.0m lengths supplied to order. The cable ladder is available in standard widths of 150mm, 300mm, 450mm, 600mm, 750mm, 900mm and 1050mm, although other widths up to 1500mm are available to order. Rung spacing is 300mm as standard.

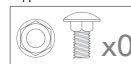
Ref. SW6-SL3-Width-QQ



Part Number	No. of Rungs	Dimensions (mm)				Weight (kg)
		W	W1	L	H	
SW6-SL3-150-QQ	10	150	200	3000	150	15.63
SW6-SL3-300-QQ	10	300	350			17.13
SW6-SL3-450-QQ	10	450	500			18.63
SW6-SL3-600-QQ	10	600	650			20.12
SW6-SL3-750-QQ	10	750	800			21.62
SW6-SL3-900-QQ	10	900	950			23.12
SW6-SL3-1050-QQ	10	1050	1100			24.62

Height	H	150mm
Loading Depth	D	125mm
Ladder Width	W	100mm to 1500mm
Overall Width	W1	W + 50mm
Maximum Internal Width	W2	W + 14mm
Flange Width	F	25mm

Supplied with:



Pre-Galvanised Cable Ladder Fitting with Integral Coupler

Fast fit, total cost saving through reduction of the number of couplers and fixings required (67% installation time reduction).

The integral coupler has a formed shape which increases strength and rigidity and reduces joint hinging.




Flat Elbow 30°, 45°, 60°, 90°

Ref. SW-FE Angle-Width
-Radius-QQ



Equal Cross

Ref. SW-EC-Width-Radius-QQ




Equal Tee

Ref. SW-ET-Width-
Radius-QQ

Can also be manufactured unequal.


Ref. SW-UET-W1-W2-
Radius-QQ



Covers


SW-CC-SL1.5-Width-QQ (Closed)
SW-CL-SL1.5-Width-QQ (Louvered)

Supplied c-w fixings.
Please note straight ladder covers are supplied in 1.5m lengths.



Riser (Outside) 30°, 45°, 60°, 90°


Ref. SW-OR Angle-Width
-Radius-QQ



Short Adjustable Coupler


Ref. SW-SAC-QQ

Overall length 300mm.
Used as an alternative to Reducers-unequal tees.
Supplied c-w fixings.



Riser (Inside) 30°, 45°, 60°, 90°


Ref. SW-IR Angle-Width
-Radius-QQ



Straight Coupler

Ref. SW-CS-QQ


Sold in pairs.
Supplied c-w fixings.
1 Pair per ladder.



Long Adjustable Coupler

Ref. SW-LAC-QQ


Overall length 450mm
Used as an alternative to Reducers- unequal tees.
Supplied c-w fixings.



Adjustable Fixing Bracket

Ref. AFB-QQ

Supplied c-w 1 fixing.



External Flange Clamp

Ref. SW-EFC-QQ

Fixings ordered separately.



Horizontal Adjustable Coupler

Ref. SW-HAC-QQ


Each c-w fixings.



Hold Down Bracket

Ref. SW-HDB-QQ

Fixings ordered separately.




Vertical Adjustable Coupler

Ref. SW-VAC-QQ

Each c-w fixings.

Identical for sw4 & sw5 order as: Sw4-5-vac-finish
for sw6 order as: sw6-vac-finish.



Straight Ladder Divider


Ref. SW-SL-1.5-QQ

Straight ladder dividers are 1.5m long.
Fixings separate.




Reducer Left Hand

Ref. SW-RL-W1-W2-QQ




Straight Reducer

Ref. SW-RS-W1-W2-QQ



Reducer Right Hand

Ref. SW-RR-W1-W2-QQ



Earth Braid

Ref. EBS01 (M10 BRAID)



The Speedway® Earth Bonding Strap (EBS01) is designed for use in installations where an additional means of earthing or electrical bonding is specified. The Speedway® Earth Bonding Strap comprises of a 16mm² tinned copper braid crimped into M10 tinned copper end connectors. The Speedway® Earth Bonding Strap is common to Speedway® SW4, SW5, & SW6.

Pre-punched holes for fixing the earth bonding strap are located at each end of the ladder and fittings.

Speedway® Pre.Galv. Cable Ladder System - Standard Material Gauges & Loading Data

Ladder Type	Material Configuration	Side Wall Gauge (mm)	Rung Gauge (mm)						Loading Capacity (kg/m)				
			150	300	450	600	750	900	1.0m span	1.5m span	2.0m span	2.5m span	3.0m span
SW4	QQ	1.5	1.5						233	233	233	233	233
SW5	QQ	1.5	1.5						234	234	234	234	234
SW6	QQ	1.5	1.5						235	235	235	235	235

QQ - Pre-Galvanised Steel

Loading data in accordance with BS EN IEC 61537

The Speedway® cable ladder system is also available in a combination of side wall gauges (1.5mm & 2.0mm) and rung gauges (1.5mm, 2.0mm, 2.5mm) to suit specific installation requirements.

Consult our Design Team for guidance on the correct selection of material gauge combinations.



QuickFix

THE **REVOLUTIONARY** TRUNKING SYSTEM

DISCOVER UP TO
6X FASTER INSTALLATION




UNITRUNK



UP TO **6X** FASTER CABLE MANAGEMENT INSTALLATION

Introducing QuickFix, the innovative trunking range designed to save time onsite thanks to its quick and easy to install design.



UniBolt Fixings

Fast fitting UniBolt reduces installation times by up to 80%



IP4X Compliant

Compliant as standard with the easy to assemble system




Complete Range

Innovative, rapid installation cable management systems

SCAN HERE


to check out the time saving
simplicity for yourself



QuickFix

Rapid Installation


Product Range




EASYCONNECT



UNIKLIP



INTELOK




SPEEDWAY

Known for our market leading engineering and product design for over 50 years, our new QuickFix range completes an already extensive offering of cable management solutions which focus primarily on reducing installation time on site using quality assured products.

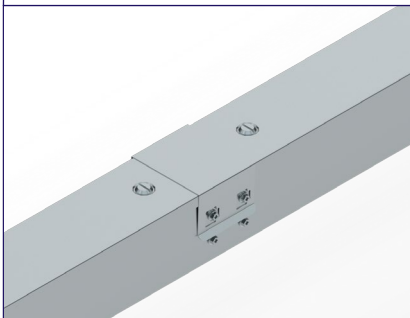
The QuickFix range can be installed up to 6 times faster than traditional alternatives. Manufactured from high quality, galvanised sheet steel, it couldn't be easier to install.

Length to Fitting



- Slide the fitting's integrated coupler into the trunking length.
- Secure into place with the UniBolts supplied.
- Thanks to its engineered design once the lids are secured into place IP4X compliance is standard, meaning no extra components are required.

Length to Length



- Cover straps are only required on length to length joins.
- Simply snap the cover strap into place to ensure IP4X compliance.
- Cover straps are supplied with QuickFix lengths as standard. Cover straps can be ordered separately using code - TS.

UniBolt



- The UniBolt's simple, yet effective design, enables cable management system installation times to be reduced by as much as 80%.
- Universal head
- Bespoke thread
- Serration and domed safety end




QUICKFIX TRUNKING SYSTEMS

QuickFix Trunking

Ref.TK22 50mm x 50mm
Ref.TK33 75mm x 75mm
Ref.TK42 100mm x 50mm
Ref.TK44 100mm x 100mm
Ref.TK66 150mm x 150mm

Bespoke sizes available on request

*Cover straps for length to length assembly are supplied with lengths as standard.

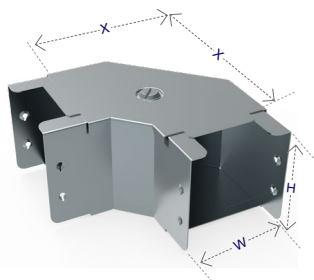


QuickFix trunking is manufactured from pre-galvanised steel and is supplied in 3m lengths. Other sizes and finishes are available on request (See code guide at the end of this section).

Gusset Bend Top Lid

Ref.GTB

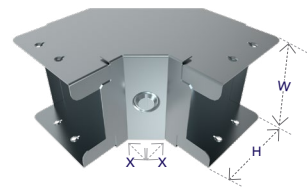
Code	W	H	X
22	50	50	91
33	75	75	115
42	100	50	140
44	100	100	140
66	150	150	193



Gusset Bend Inside Lid

Ref.GIB


Code	W	H	X
22	50	50	25
33	75	75	25
42	100	50	25
44	100	100	25
66	150	150	25



Gusset Bend Outside Lid

Ref.GOB

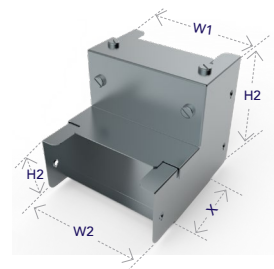
Code	W	H	X
22	50	50	25
33	75	75	25
42	100	50	25
44	100	100	25
66	150	150	25



Reducer

Ref.RE

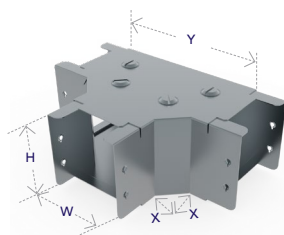
Code	W1	H1	W2	H2	X
33-22	75	75	50	50	60
42-22	100	50	50	50	60
44-33	100	100	75	75	60
66-44	150	150	100	100	60



Gusset Tee Top Lid

Ref.GTT

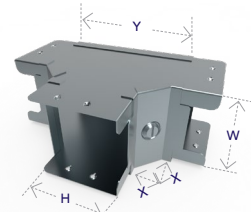
Code	W	H	X	Y
22	50	50	25	129
33	75	75	25	154
42	100	50	25	180
44	100	100	25	180
66	150	150	25	230



Gusset Tee Inside Lid

Ref.GIT


Code	W	H	X	Y
22	50	50	25	115
33	75	75	25	140
42	100	50	25	115
44	100	100	25	165
66	150	150	25	215



Gusset Tee Outside Lid

Ref.GOT

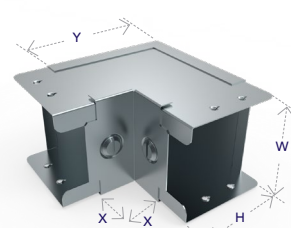
Code	W	H	X	Y
22	50	50	25	115
33	75	75	25	140
42	100	50	25	115
44	100	100	25	165
66	150	150	25	215



Sharp Elbow Inside Lid

Ref.SIE

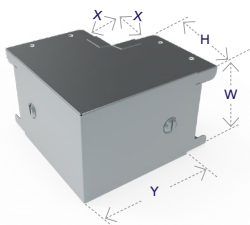
Code	W	H	X	Y
22	50	50	30	85
33	75	75	30	110
42	100	50	30	85
44	100	100	30	135
66	150	150	30	187



Sharp Elbow Outside Lid

Ref.SOE


Code	W	H	X	Y
22	50	50	30	85
33	75	75	30	110
42	100	50	30	85
44	100	100	30	135
66	150	150	30	187



Sharp Elbow Top Lid

Ref.STE

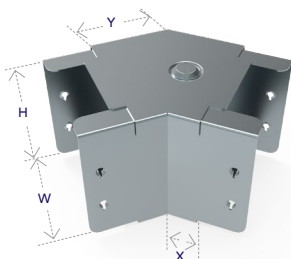
Code	W	H	X	Y
22	50	50	30	85
33	75	75	30	110
42	100	50	30	130
44	100	100	30	130
66	150	150	30	185



45° Elbow Top Lid

Ref.TE


Code	W	H	X	Y
22	50	50	20	43
33	75	75	20	53
42	100	50	20	63
44	100	100	20	63
66	150	150	20	83



45° Elbow Inside Lid

Ref.IE


Code	W	H	X	Y
22	50	50	30	53
33	75	75	30	63
42	100	50	30	53
44	100	100	30	83
66	150	150	30	103



45° Elbow Outside Lid

Ref.OE

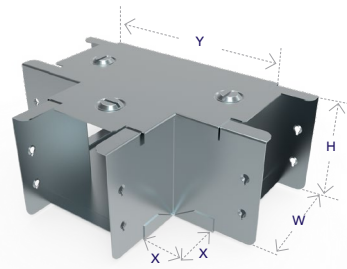
Code	W	H	X	Y
22	50	50	53	30
33	75	75	63	30
42	100	50	53	30
44	100	100	83	30
66	150	150	103	30



Sharp Tee Top Lid

Ref.STT

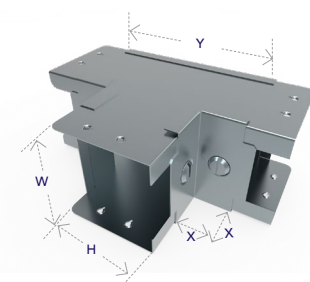
Code	W	H	X	Y
22	50	50	30	115
33	75	75	30	140
42	100	50	30	165
44	100	100	30	165
66	150	150	30	215



Sharp Tee Inside Lid

Ref.SIT

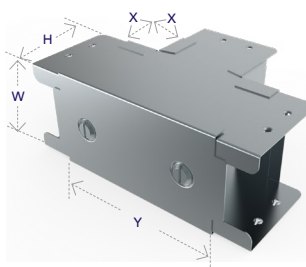
Code	W	H	X	Y
22	50	50	30	112
33	75	75	30	137
42	100	50	30	112
44	100	100	30	162
66	150	150	30	212



Sharp Tee Outside Lid

Ref.SOT

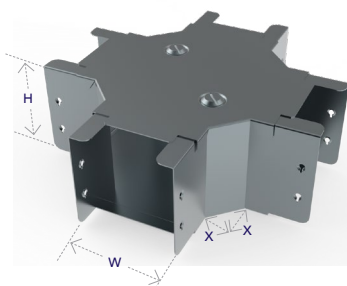
Code	W	H	X	Y
22	50	50	30	112
33	75	75	30	137
42	100	50	30	112
44	100	100	30	162
66	150	150	30	212



Intersection Box

Ref.ITB

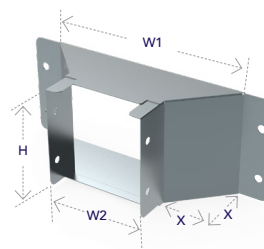
Code	W	H	X
22	50	50	25
33	75	75	25
42	100	50	25
44	100	100	25
66	150	150	25



Flared Flange

Ref.FF

Code	W1	W2	H	X
22	145	50	50	50
33	175	75	75	50
42	200	100	50	50
44	200	100	100	50
66	250	150	150	50

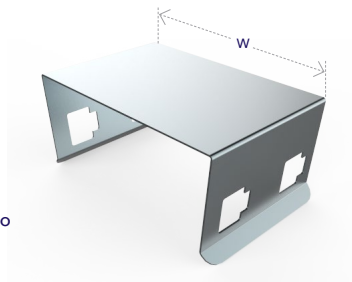


QUICKFIX TRUNKING ACCESSORIES

Cover Strap

Ref.TS

Code	W
2	50
3	75
4	100
6	150

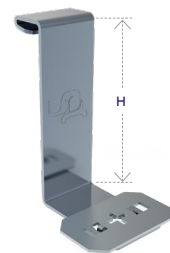


NB. Cover Straps for length to length assembly are supplied with lengths as standard.

Trunking to Channel Bracket

Ref.TKHDB

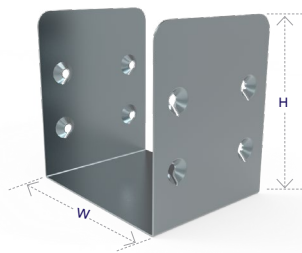
Code	H
2	50
3	75
4	100
6	150



Trunking Coupler

Ref.TC

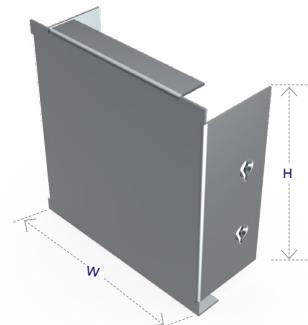
Code	W	H
22	50	50
33	75	75
42	100	50
44	100	100
66	150	150



Blank End

Ref.BE

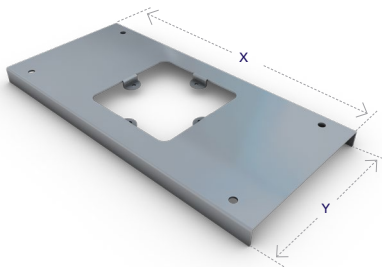
Code	W	H
22	50	50
33	75	75
42	100	50
44	100	100
66	150	150



Socket Outlet Single

Ref.STL1

Code	X	Y
4	230	110
6	230	160

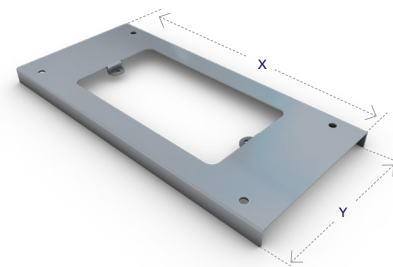


Can be supplied with off centre cutouts.

Socket Outlet Double

Ref.STL2

Code	X	Y
4	230	110
6	230	160



Cable Support

Ref.CS


Code	W	H
22	50	50
33	75	75
42	100	50
44	100	100
66	150	150



Fire Barrier Clip

Ref.FB

Code	Y
2	41
3	60
4	85
6	137



Earth Link

Ref.CES (Plain Copper)

Ref. TCES (Tinned Copper)



Distribution Board Trunking

Ref.TKDB



Save on installation time

Sizes manufactured to customer requirements, no cutting onsite required.

QuickFix Multi
Compartment
Trunking

Lighting
Trunking

Uniklip
Cable Tray

Speedway
Cable Ladder

Cable Basket
Systems

Channel &
Support

Floor
Trunking

Bench Outlet
& Perimeter
Trunking

Steel Conduit
(Class 4)

Innovative
Design
Solutions

Accessories
& Supports

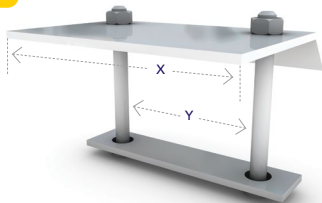
Index



Beam Clamp A

Ref.BCA22 50mm x 50mm

Code	X	Y
22	90	60

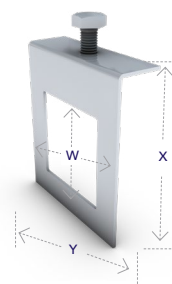


Window Beam Clamp

Ref.WBC22 50mm x 50mm

Code	X	Y	W
22	90	103	50


C/W M10 x 40 CPB (Bolt).



Galvanised Steel Lid

Ref.GSL

Code	W
2	50
3	75
4	100
6	150
8	200
9	225
12	300




Supplied in 3 metre lengths.

Dividing Fillets

Ref.DF

Code	W
2	50
3	75
4	100
6	150


Supplied in 3 metre lengths.



Metal Retaining Strap

Ref.CR


Code	W
2	50
3	75
4	100
6	150



Flanged Coupling

Ref.FC

Code
22
33
44
66

Sold in Pairs. Refer to the Trunking sidewall when ordering.
(Example TK42 use FC22)

Plastic Cable Retaining Strap

Ref. CR2/3 50mm x 75mm

Ref. CR4/6 100mm x 150mm




Hanger Bracket

Ref.HBL(x)

Code	H	W	X	X
22	85	55	10	20
33	135	85	10	20
44	165	115	10	20
66	245	165	10	20

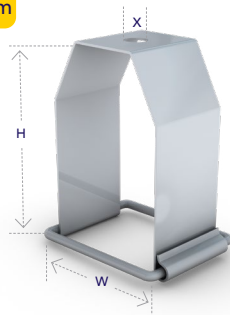
Other sizes available on request.



Hanger Bracket (with Swing Bar)

Ref.HBL22SP(x) 50mm x 50mm

Code	W	H	X	X
22	55	85	10	20




Lid Fastener

Ref.LCS2 50mm

Ref.LCS3 75mm

Ref.LCS4 100mm

Available to suit 50mm, 75mm or 100mm widths.
Note: For sizes over 100mm use LCS2 x2.

QUICKFIX LIGHTING TRUNKING ACCESSORIES

Long Coupler

Ref.LCL22 50mm x 50mm

Ref.LCL33 75mm x 75mm




Our entire range of Lighting Trunking and Accessories may be used in conjunction with QuickFix trunking. They will be IP4X compliant as standard.

Visit our website for full details of our Lighting Trunking Accessory Range.

Visit our website to view our complete product guide, including our standard trunking range, which features additional sizes, alternative lid options and various material configurations.

Adjustable Bends & Adjustable Length Couplers

Ref.TAC



BAB/SIZE



Our range of Adjustable Bends and Adjustable Length Couplers may be used in conjunction with QuickFix trunking.

They will not be IP4X compliant as standard and will be supplied with standard screw fixings.

Visit our website for details of our full Standard Trunking range and accessories.

Need something special or can't find what you're looking for?

Get in touch with our Design Team to discuss bespoke products or advice on choosing the best solution for a specialist project.

email: bespoke@unitrunk.co.uk



CODE GUIDE

STEP 1: CHOOSE FINISH



PRE-GALVANISED



POWDER COATED

STEP 2: CHOOSE PRODUCT

CODE	PRODUCT NAME
TK	Trunking (3m lengths)*
TS	Cover Strap <small>(Width Only)</small>
TKHDB	Trunking to Channel Bracket <small>(Height Only)</small>
GSL	Galvanised Steel Lid <small>(Width Only)</small>
TC	Trunking Coupling
DF	Dividing Fillet (loose) <small>(Height Only)</small>
GTB	Gusset Bend (Top Lid)
GIB	Gusset Bend (Inside Lid)
GOB	Gusset Bend (Outside Lid)
STE	Sharp Elbow (Top Lid)
SIE	Sharp Elbow (Inside Lid)
SOE	Sharp Elbow (Outside Lid)
GTT	Gusset Tee (Top lid)
GIT	Gusset Tee (Inside Lid)
GOT	Gusset Tee (Outside Lid)
STT	Sharp Tee (Top Lid)
SIT	Sharp Tee (Inside Lid)
SOT	Sharp Tee (Outside Lid)
ITB	Intersection Box
TE	45° Elbow (Top Lid)
IE	45° Elbow (Inside Lid)
OE	45° Elbow (Outside Lid)
RE	Reducer
FF	Flared Flange
BE	Blank End
FB	Fire Barrier Clip
LCS	Lid Clips (Strap and Stud)
FC	Flanged Coupling
CS	Cable Support
CES	Earth Link (Copper) x 10
TCES	Earth Link (Tinned Copper) x 10
CR	Cable Retainer Strap x 10
STLI	Socket Outlet (Single)
STL2	Socket Outlet (Double)
PES	PVC Edging Strip - per metre

STEP 3: CHOOSE SIZE

WIDTH	HEIGHT	CODE	X1	X2	X3	X4
50	50	22	✓	✓		
75	50	32	✓	✓		
75	75	33	✓	✓		
100	50	42	✓	✓	✓	
100	75	43	✓	✓	✓	
100	100	44	✓	✓	✓	
150	50	62	✓	✓	✓	✓
150	75	63	✓	✓	✓	✓
150	100	64	✓	✓	✓	✓
150	150	66	✓	✓	✓	✓
200	50	82	✓	✓	✓	✓
200	75	83	✓	✓	✓	✓
200	100	84	✓	✓	✓	✓
200	150	86	✓	✓	✓	✓
200	200	88	✓	✓	✓	✓
225	50	92	✓	✓	✓	✓
225	75	93	✓	✓	✓	✓
225	100	94	✓	✓	✓	✓
225	150	96	✓	✓	✓	✓
225	225	99	✓	✓	✓	✓

STEP 4: COMPARTMENTS

NO. OF COMPARTMENTS POSSIBLE

STEP 5: GAUGE

Gauges conform to latest specifications.
For specialist requirements a range of gauges are available on request.

For trunking sizes greater than 9"x9", alternative lid options, and/or multiple material configurations, please see our Standard Trunking range.

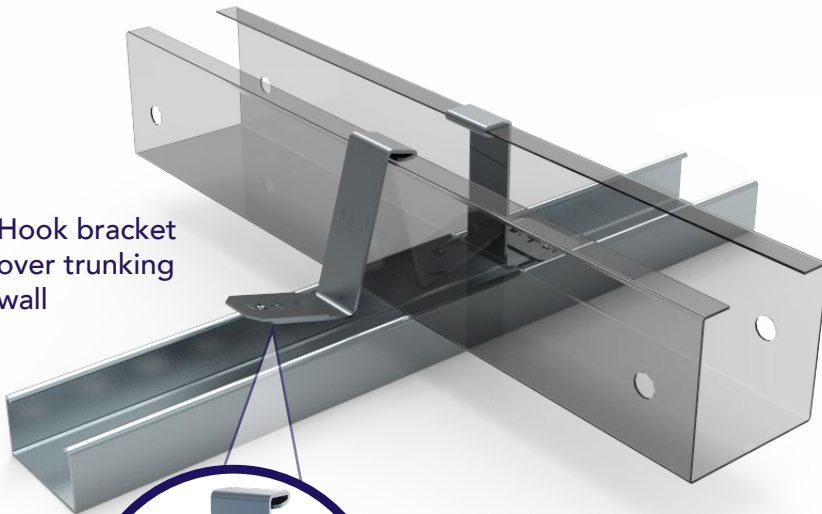
*Trunking lengths are supplied with Cover Straps to ensure IP4X compliance.
Cover Straps are ONLY required on length to length joins.

The **small** bracket making a **BIG** impact!

Introducing the latest addition to our cable trunking accessories range. The simple, innovative bracket secures trunking length to channel in seconds.



1. Hook bracket over trunking wall



2. Rotate bracket base to secure into position

- ✓ UP TO X7 FASTER
- ✓ REDUCED LABOUR
- ✓ ZERO DRILLING

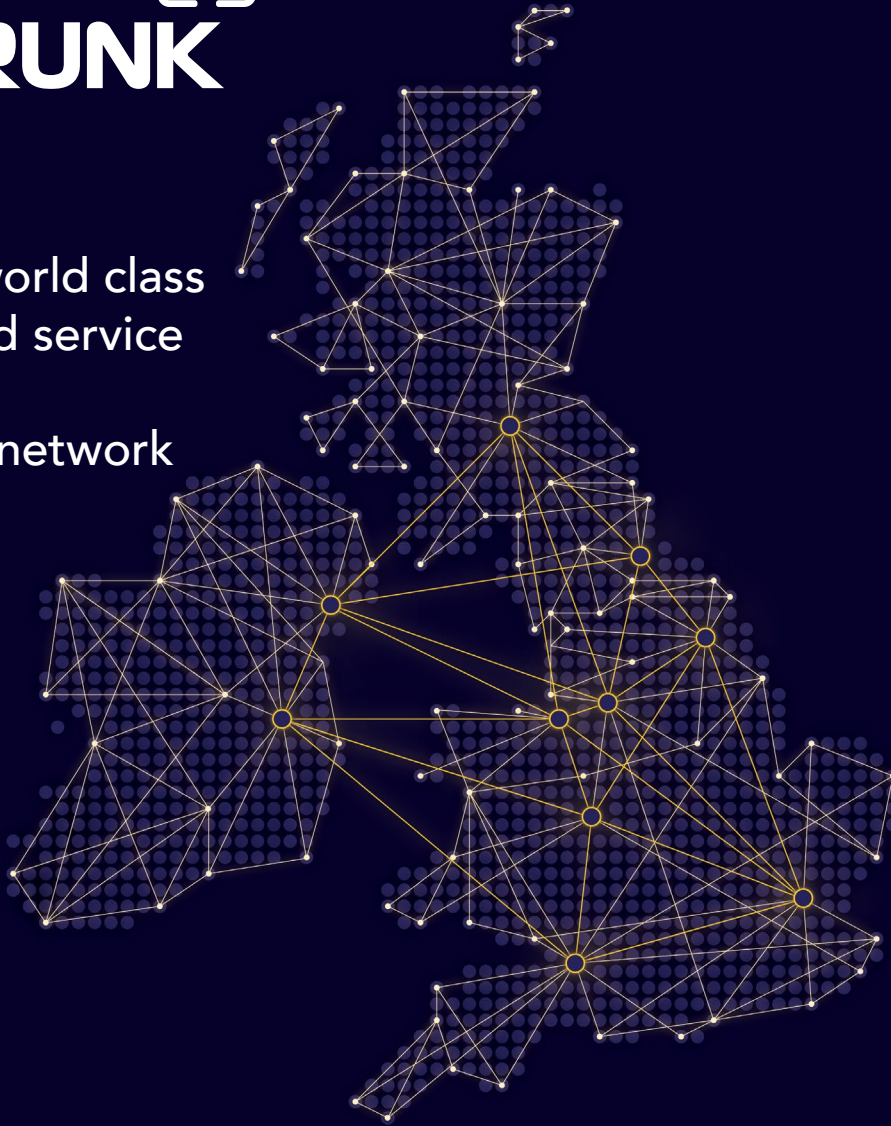
ORDER CODE: TKHBD

3. Attach trunking lid as usual





Delivering world class
products and service
via our local
distribution network



MANUFACTURING SITES:

Lisburn [Head Office]

Tel: +44 (0) 28 9262 5100

Email: lisburn@unitrunk.co.uk

Warrington [Vantrunk]

Tel: +44 (0) 1928 564 211

Email: sales@vantrunk.co.uk

DEPOT LOCATIONS:

Dublin

Tel: +353 (0) 8200 292

Email: dublin@unitrunk.ie

Livingston

Tel: +44 (0) 1506 461 964

Email: livingston@unitrunk.co.uk

North East

Tel: +44 (0) 1914 921 470

Email: northeast@unitrunk.co.uk

Manchester

Tel: +44 (0) 161 336 1177

Email: manchester@unitrunk.co.uk

Yorkshire

Tel: +44 (0) 113 512 2910

Email: yorkshire@unitrunk.co.uk

Wolverhampton

Tel: +44 (0) 1902 717 786

Email: wolverhampton@unitrunk.co.uk

Harlow

Tel: +44 (0) 1279 444 481

Email: harlow@unitrunk.co.uk

Bristol

Tel: +44 (0) 1179 823 720

Email: bristol@unitrunk.co.uk

Standard Trunking Systems - 01

45° Elbow Inside Lid	28
45° Elbow Outside Lid	28
45° Elbow Top Lid	28
Adjustable Bends (Horizontal)	29
Adjustable Bends (Vertical)	29
Adjustable Lengths Coupler	29
Beam Clamp A	30
Blank End	29
Cable Support	29
Distribution Board Trunking	29
Dividing Fillets	30
Earth Link	29
Fire Barrier Clip	29
Flanged Coupling	30
Flared Flange	28
Galvanised Steel Lid	30
Gusset Bend Inside Lid	27
Gusset Bend Outside Lid	27
Gusset Bend Top Lid	27
Gusset Tee Inside Lid	27
Gusset Tee Outside Lid	27
Gusset Tee Top Lid	27
Hanger Bracket	30
Hanger Bracket (With Swing Bar)	30
Intersection Box	28
Lid Fastener	30
Metal Retaining Strap	30
Plastic Cable Retaining Strap	30
Reducer	27
Sharp Elbow Inside Lid	27
Sharp Elbow Outside Lid	28
Sharp Elbow Top Lid	28
Sharp Tee Inside Lid	28
Sharp Tee Outside Lid	28
Sharp Tee Top Lid	28
Socket Outlet Double	29
Socket Outlet Single	29
Standard Trunking	27
Trunking Coupling	29
Window Beam Clamp	30

Multi-Compartment Trunking Systems - 02

Order Sheet	42
-------------	----

Lighting Trunking Systems - 03

Beam Clamp A	47
Blank End	47
Fitting Suspension	47
Galvanised Snap-In Lid	47

Galvanised Steel Lid	47
Hanger Bracket	47
Hanger Bracket (With Swing Bar)	47
Klikk Lid Section	47
Long Coupling	47
White Plastic Snap-In Lid	47
Window Beam Clamp	47

Cable Tray Systems - 04

Adjustable Tray Extension	58, 62
Bolts and Nuts	69, 73
Cable Tray Fitting Covers	64, 78
Cantilever Arm	66
Conduit Take-Off Plate	58, 62, 73
Cover Fixing Kit	64, 78
Covers and Brackets	64, 78
Cranked Coupler	69, 71, 73
Earth Link	69, 73, 77
Fish Plate	53, 56, 60, 69, 71, 74
Fish Plate Coupler	53, 56, 60
Fitting to Fitting Adapter	66
Flat 4 Way Equal Intersection	54, 57, 61, 69, 72, 75
Flat 45° Bend	54, 57, 61, 70, 72, 75
Flat 90° Bend	54, 57, 61, 69, 72, 75
Flat Equal Tee	54, 57, 61, 70, 72, 75
Heavy Duty Cable Tray	60, 74
Inside Riser	55, 58, 62, 70, 73, 76
Light Duty Cable Tray	53, 69
Medium Duty Cable Tray	56, 71
Outside Riser	55, 58, 62, 70, 73, 76
Reducer	54, 57, 61, 69, 72, 75
Stand-Off Bracket	66, 77
Straight Coupler	53, 56, 60, 69, 71, 74
Straight Tray Covers	79
Tray Overhead Hangers	66, 77
Tray to Channel Klip	56, 60, 71, 74, 77, 106
Uniklip	53, 56, 60
Variable Riser	55, 58, 62
Vertical Adjustable Coupler	66, 77

Speedway Cable Systems - 05

Adjustable Fixing Bracket	87
Cable Ladder Fitting with Integral Coupler	86
Covers	86
Cross	86
Earth Braid	88
Equal Tee	86
External Flange Clamp	87

Flat Elbow 30°, 45°, 60°, 90°	86
Hold Down Bracket	87
Horizontal Adjustable Coupler	87
Long Adjustable Coupler	87
Reducer Left Hand	87
Reducer Right Hand	87
Riser (Inside)	86
Riser (Outside)	86
Short Adjustable Coupler	86
Speedway SW4 Cable Ladder	83
Speedway SW5 Cable Ladder	84
Speedway SW6 Cable Ladder	85
Straight Coupler	86
Straight Ladder Divider	87
Straight Reducer	87
Vertical Adjustable Coupler	87

Cable Basket Systems - 06

Barrier Strip	94
Basket 30mm Sidewall Basket	93
Basket 60mm Sidewall Basket	93
Basket 100mm Sidewall Basket	93
Basket Lid	94
Basket to Channel Clip	99
Bolt Cutter	100
Carrier Support Clamp	94
Ceiling Support Bracket	98
Central Hanger - Threaded Rod Type	98
Conduit Take Off Bracket	98
Drop Out Plate	98
Earthing Clamp	99
Fitting Joint Connector	96
Floor Support Bracket	96
G Profile Basket	100
Hold Down Clamp	94
Plastic End Cap	98
Plastic ID Tags	98
Side Suspension Hanger	96
Slotted Steel Strap	94
Stand Off Bracket	96
Support Clamp	94
Support Spacer	96
Suspension Support Bracket	97
Wall Mounting Bracket	98
Wall or Box Support Bracket	99
Wall Support Bracket	97
Wall Support Clic Bracket	98

Channel & Support Systems - 07

W Shaped Deep Bracket	107
Z Purlin Clip	109
3 Way Corner Bracket	108
45° Angle Bracket	109
Acute Angle Bracket 45°	109
Back to Back Bracket	107
Back to Back Deep Channel	106
Back to Back Shallow Channel	105
Basket to Channel Clip	106
Beam Clamp	109, 110
Cantilever Arm	110
Channel Nuts Less Spring	110
Channel Support Bracket	108
Channel Support Bracket L/H	108
Channel Support Bracket R/H	108
Cone Pointed Bolts	110
Cover Strip	110
Cross Support Bracket	109
Deep "U" Bracket	107
Deep Channel	105
Deep Connector	109
Deep External Connector	109
Deep Z Bracket	107
Double Channel Base Plate	108
Double Channel Bracket	107
Double Channel Wing Fitting	108
End Cap (Deep)	110
End Cap (Shallow)	110
Five Hole Plate	106
Four Hole Plate	106
Heavy Duty Beam Clamp	110
L Bracket	106
L/H Channel Support Bracket	108
Long Spring Channel Nuts	110
Multi-Channel Bracket	108
Multiple Z Bracket	107
Obtuse Angle Bracket 45°	109
R/H Channel Support Bracket	108
Right Angle Bracket	106, 107
Right Angle Shelf Bracket	107
Shallow "U" Bracket	108
Shallow Channel	105
Shallow Connector	109
Shallow External Connector	109
Shallow Z Bracket	107
Short Spring Channel Nuts	110

Single Channel Base Plate	108
Slotted Deep Channel	105
Slotted Shallow Channel	105
Square Plate	106
T Bracket	106
Three Hole Plate	106
Three Leg Wing Fitting	108
Tray to Channel Klip	106
Two Hole Plate	106
Two Leg Wing Fitting	108
Wing Fitting with Gussets	108

Floor Trunking Systems - 08

Cavity Floor Blank End	123
Cavity Floor Box	122
Cavity Floor Fourway Intersection	123
Cavity Floor Gusset Tee	123
Cavity Floor Gussett Bend	123
Cavity Floor Riser Bend	123
Cavity Floor Tap-Off Box	123
Cavity Floor Trunking	123
Cavity Floor Trunking Coupling	123
Easyway Blank End	117
Easyway Height Adjustable Coupling	117
Easyway Riser Bend	117
Easyway Service Outlet Frame	117
Easyway Trunking	117
Easyway Universal Fitting	118
Inspection Lid	117, 127
Service Outlet Lid	117, 127
Service Outlet Panels	124, 125
Underfloor Adjustable Collar	127, 129
Underfloor Blank End	127
Underfloor Coupling	127
Underfloor Flange Coupling	127
Underfloor Riser Bend	127
Underfloor Riser Flange	127
Underfloor Trunking	127
Underfloor Universal Fitting	128
Underfloor Blank End	127

Bench Outlet & Perimeter Trunking - 09

Bench Outlet Boxes	139
Bench Trunking	138
Bench Trunking Fittings	138
Dado Trunking	136
Dado Trunking Fittings	136, 137
Skirting Trunking	133
Skirting Trunking Fittings	133-135

Steel Conduit (Class 4) - 10

Steel Conduit	143
Steel Conduit (Class 4)	143

Innovative Design Solutions - 11

Adjustable Bends (Horizontal)	147
Adjustable Bends (Vertical)	147
Cable Guard	149
Cable Ladder Fitting Integral Coupler	149
Cavity Floor Access Hatch	148
Change of Face Trunking	147
Dado Anti Ligature	150
Distribution Board Trunking	149
Double Depth Tee	150
Fireproof Trunking	147
Flexible Bend Trunking	150
Floor Box - Metal Trim	148
Floor Trunking Chequer Plate Cover	148
Floor Trunking Tray Cover	148
G Profile Basket	147
Industrial Floor Box	149
Power Posts	150
Screw Fixed Lid Trunking	150
Shallow Flush Floor	148
Weather Proof Trunking	149

Accessories & Supports - 12

Anchor Setting Tool	156
Basket to Channel Clip	156
Beam Clamp	156
Cantilever Arm	155
Channel Nuts No Spring	155
Cone Pointed Bolts	155
Drop in Anchors	155
Flat Washers	156
Full Hexagonal Nuts	155
Hex Head Set Screws	156
Long Spring Channel Nuts	155
Mudguard Washers	156
Rod Joiners	155
Roofing Bolts & Nuts	156
Short Sprint Channel Nuts	155
Tray to Channel Klip	156
Treaded Rod	155
Wedge Nut	156

FOR ANY SPECIALIST REQUIREMENTS PLEASE CONTACT ONE OF OUR LOCAL BRANCHES.

Standard Trunking

Multi Compartment Trunking

Lighting Trunking

Uniklip Cable Tray

Speedway Cable Ladder

Cable Basket Systems

Channel & Support

Floor Trunking

Bench Outlet & Perimeter Trunking

Steel Conduit (Class 4)

Innovative Design Solutions

Accessories & Supports

Index

WE'RE NEVER TOO FAR AWAY...

**NO MORE THAN 3 HOURS BY ROAD,
30 SECONDS BY PHONE AND
1 CLICK ON LINE**

Unitrunk is truly international, with partners and distributors strategically located around the world. But we are never too far away. Across the UK and Ireland, we work smart, fast and reliably. With 2 factories and 7 depots strategically positioned, our branch network has the ability to offer an unsurpassed service to our customers.

We pride ourselves on our wide range of steel cable management products made right here in the UK and Ireland, complemented by our regional distribution network. With impressive manufacturing capabilities, our product range just gets bigger, better and stronger. You can rely on our supply and stock system to service your needs from bespoke solutions to full scale contracts.



Local distribution centres enable same day & next day delivery and collections. 

* In accordance with stock availability.

** Standard delivery terms are 48 hours from receipt of order.

OUR DEPOTS

N. IRELAND (Head Office)

Unitrunk Head Office, Blaris Industrial Estate,
Altona Road, Lisburn, BT27 5QB, Antrim, N.Ireland.

T: +44 (0) 2892 625100

F: +44 (0) 2892 625101

E: lisburn@unitrunk.co.uk

IRELAND

Unitrunk Ireland, Unit 17 Rosemount Park Drive,
Rosemount Business Park, Ballycoolin Road, Dublin 11, Ireland.

T: +353 (0) 1 8200292

F: +353 (0) 1 8223533

E: dublin@unitrunk.ie

SCOTLAND

Unitrunk Scotland, Caputhall Road, Deans Industrial Estate,
Livingston, EH54 8AS, West Lothian, Scotland.

T: +44 (0) 1506 461964

F: +44 (0) 1506 461969

E: livingston@unitrunk.co.uk

NORTH EAST

Unitrunk North East, Unit 1, Angel Park, Drum Industrial
Estate, Chester-le-Street, DH2 1AQ, Durham, England.

T: +44 (0) 191 4921470

F: +44 (0) 191 4108702

E: northeast@unitrunk.co.uk

MANCHESTER

Unitrunk Manchester, Unit 2 Orbital Way,
Windmill Lane, Denton, Manchester, M34 3QA, England.

T: +44 (0) 161 3361177

F: +44 (0) 161 3361188

E: manchester@unitrunk.co.uk

WOLVERHAMPTON

Unitrunk Wolverhampton, Titan 2, Coxwell Avenue,
Wolverhampton Science Park, Stafford Road,
Wolverhampton, WV10 9RT, England.

T: +44 (0) 1902 717786

F: +44 (0) 1902 714105

E: wolverhampton@unitrunk.co.uk

HARLOW

Unitrunk Harlow, Unit G Flex Meadow, Merring Way,
The Pinnacles, Harlow, CM19 5SR, Essex, England

T: +44 (0) 1279 444481

F: +44 (0) 1279 444405

E: harlow@unitrunk.co.uk

BRISTOL

Unitrunk Bristol, Poplar Way East, Cabot Park,
Avonmouth, Bristol, BS11 0YH, England

T: +44 (0) 1179 823720

F: +44 (0) 1179 382998

E: bristol@unitrunk.co.uk

VANTRUNK

Vantrunk, Swineyard Lane, Appleton,
Warrington, Cheshire, WA16 0SD, England

T: +44 (0) 1928 564211

F: +44 (0) 1928 580157


E: sales@vantrunk.co.uk

View our complete
product range online at
unitrunk.co.uk



UK'S LARGEST DISTRIBUTION NETWORK...

NO MORE THAN
3 HOURS BY ROAD,
30 SECONDS BY
PHONE AND 1 CLICK
ON LINE



UNITRUNK



N. IRELAND (Head Office)
T: +44 (0) 2892 625100

IRELAND
T: +353 (0) 1 8200292

SCOTLAND
T: +44 (0) 1506 461964

NORTH EAST
T: +44 (0) 191 4921470

MANCHESTER
T: +44 (0) 161 3361177

WOLVERHAMPTON
T: +44 (0) 1902 717786

HARLOW
T: +44 (0) 1279 444481

BRISTOL
T: +44 (0) 1179 823720

VANTRUNK
T: +44 (0) 1928 564211

unitrunk.co.uk unitrunk.ie

See page 162 for more contact details