




# EVAC ALERT

EVACUATION ALERT SYSTEM  
TO BS 8629



You're Safe with C-TEC

**WORLD CLASS** LIFE SAFETY SYSTEMS



FOR USE IN HIGH-RISE RESIDENTIAL BUILDINGS DURING EVACUATION EMERGENCIES



## EVAC ALERT

**Introducing EVAC-ALERT - a new BS 8629 compliant evacuation alert system from C-TEC specifically designed to assist the fire & rescue services (FRS) in evacuating high-rise residential buildings**

- ▶ Comprises a range of evacuation alert panels, flat interface units, self-testing evacuation alert sounders, visual indicators and vibrating pillow pads
- ▶ Can be used to create a simple-to-use, fully BS 8629 compliant, building specific evacuation alert system
- ▶ Manual controls allow the FRS to operate evacuation alert devices located inside flats on a zone by zone or floor by floor basis
- ▶ Facilitates the safe and orderly evacuation of a building should Stay Put / Defend In Place fail
- ▶ All evacuation panels comprise C-TEC manufactured electronic components and a robust GERDA manufactured vandal-resistant cabinet to STS 205 Issue 3 (2011) and EN 1303 (Building hardware. Cylinders for locks) as required by BS 8629
- ▶ Multiple evacuation panels can be interconnected for larger installations and to reduce wiring costs
- ▶ Wide range of flat interface units – single way and four way (extendable to 8 way) versions to accommodate new build and retro-fit installations
- ▶ Multiple evacuation alert devices including self-testing 100dB sounders (allowing tests to be carried out by service personnel without having to enter flats), visual indicators and vibrating pillow pads for Equality Act compliance
- ▶ Powered by C-TEC's powerful CAST open protocol technology
- ▶ ENVISION™ Enabled - fully compatible with C-TEC's dynamic Cloud based data management software which can be used to provide duty holders with a verifiable audit trail of system activity & device testing
- ▶ Designed and manufactured in the UK



### What is BS 8629?

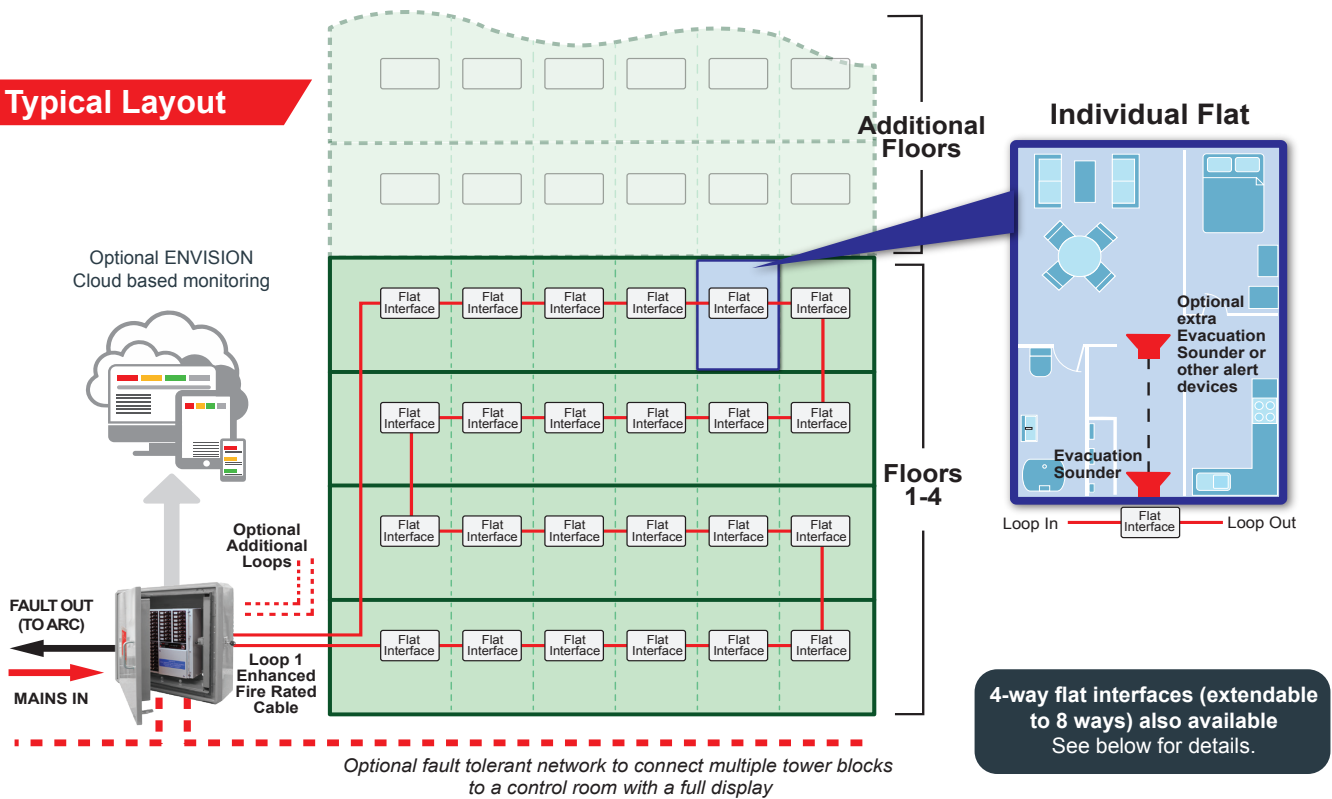


BS 8629:2019 is a new British code of practice that gives guidance on Evacuation Alert Systems installed in blocks of flats to assist the Fire and Rescue Service (FRS) in evacuating part or all of a building in an emergency. Want to know more? Why not attend our free CPD certified 'Guide to BS 8629

Evacuation Alert Systems' seminar – available online or, subject to numbers, at your premises.

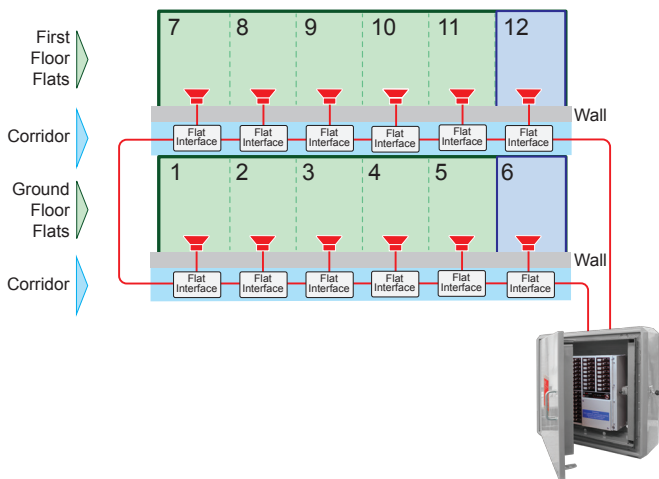
Email [evac-alert@c-tec.co.uk](mailto:evac-alert@c-tec.co.uk) for details.

## Typical Layout



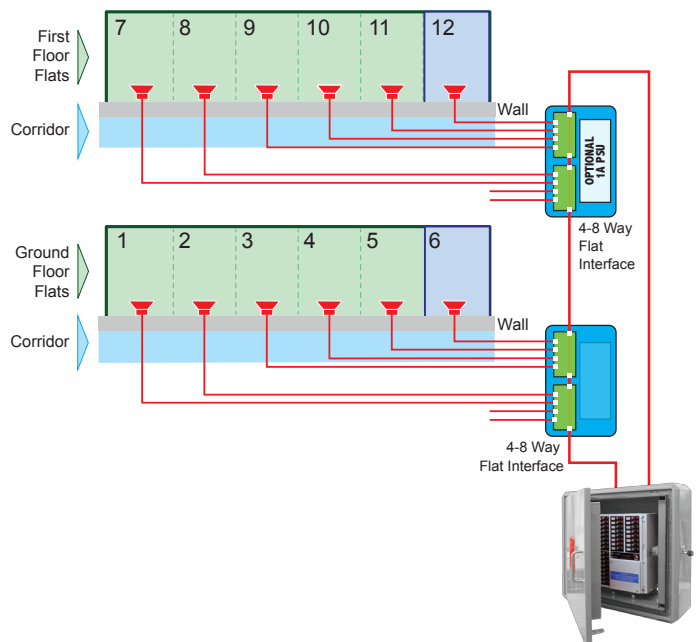
## Wiring Detail 1

2 floors of an EVAC-ALERT system using single-way flat interfaces



## Wiring Detail 2

2 floors of an EVAC-ALERT system using 4-8 way flat interfaces



### Important:

The minimum number of loops that may be used are:

Up to 4 floors (including ground floor) = 1 loop

5 to 10 floors = 2 loops

11 or more floors = 3 loops

The actual number of loops required will be dependent on factors such as the size of the building and the current draw of the devices used.

# Evacuation Alert Panels

## Evacuation Alert Panels



SCAN TO VIEW OUR  
EVAC-ALERT  
CONSULTANTS SPEC



- ▶ A range of robust 1 to 48 zone, 1-4 Loop BS 8629-compliant evacuation alert panels
- ▶ Each evacuation panel comprises a chassis and an IP30 rated 'GERDA' manufactured vandal-resistant locking cabinet to STS 205 Issue 3 and EN 1303 (chassis and GERDA cabinet are ordered separately to assist with first fix and transportation)
- ▶ Bright LED indicators, easy-to-operate evacuation toggle switches and a concealed but intuitive touchscreen powered maintenance interface
- ▶ Can be connected to multiple evacuation alert sounders, visual indicators and vibrating pillow pads via a CAST Flat Interface
- ▶ Includes a 5A EN54-4 certified PSU fully compliant with the new safety requirements of EN62368-1 (Information and Communication Technology Equipment)
- ▶ Powered by C-TEC's powerful CAST open protocol technology and compatible with C-TEC's Cloud based ENVISION data management software - visit [c-tec.com](http://c-tec.com) for details
- ▶ Powerful 450mA loop drivers
- ▶ Multiple versions available (see below) – panels can also be interconnected on larger installations to provide considerable cost savings on system wiring
- ▶ User customisable 'slide-in' floor/zone labelling system
- ▶ Space for 2 x 12V 17/22AH VRSLA standby batteries – larger batteries can be accommodated in a separate battery enclosure
- ▶ Custom fire & rescue service area specific 'N' high security keys – contact our sales desk for ordering details
- ▶ EACIE loop calculation software available to assist with system design
- ▶ Cabinet measures 741 W x 700 H x 200 D mm and weighs 69kg. Chassis weighs 9kg approx.

### EVAC-ALERT PANELS (Chassis + Cabinet)

<b>EAP1/8/CA/CHASSIS</b>	8 Zone 1 Loop EVAC-ALERT Panel Chassis, 5A PSU, CAST protocol, requires EAPBOX
<b>EAP2/8/CA/CHASSIS</b>	8 Zone 2 Loop EVAC-ALERT Panel Chassis, 5A PSU, CAST protocol, requires EAPBOX
<b>EAP4/16/CA/CHASSIS</b>	16 Zone 4 Loop EVAC-ALERT Panel Chassis, 5A PSU, CAST protocol, requires EAPBOX
<b>EAP4/24/CA/CHASSIS</b>	24 Zone 4 Loop EVAC-ALERT Panel Chassis, 5A PSU, CAST protocol, requires EAPBOX
<b>EAP4/32/CA/CHASSIS</b>	32 Zone 4 Loop EVAC-ALERT Panel Chassis, 5A PSU, CAST protocol, requires EAPBOX
<b>EAP4/40/CA/CHASSIS</b>	40 Zone 4 Loop EVAC-ALERT Panel Chassis, 5A PSU, CAST protocol, requires EAPBOX
<b>EAP4/48/CA/CHASSIS</b>	48 Zone 4 Loop EVAC-ALERT Panel Chassis, 5A PSU, CAST protocol, requires EAPBOX
<b>EAPBOX</b>	EVAC-ALERT Panel Cabinet to house 1 x EAP chassis. Custom fire & rescue service area specific 'N' security key required. Contact our sales desk for details.

## Single Way Flat Interface

CA736



- ▶ A loop powered single-circuit flat interface designed to control one or more evacuation alert devices located inside a flat
- ▶ Designed to be fitted on a standard UK 35mm double gang back box outside a flat in compliance with the requirements of BS 8629 Clause 8
- ▶ 50mA alarm current - can power up to 8 evacuation alert sounders (most applications require only one alert sounder so this allows additional alert devices to be connected, e.g. for the hard of hearing)
- ▶ Sounder circuit wiring monitored for open and short circuit faults (faults are indicated on the front of the controller and reported back to the EVAC-ALERT panel)
- ▶ Sounder activation and de-activation controlled by the FRS at the EVAC-ALERT panel
- ▶ 530uA quiescent
- ▶ Polling, Sounder Circuit Active and Sounder Circuit Fault indicators
- ▶ Includes an onboard short circuit loop isolator
- ▶ Designed to comply with the requirements of BS 8629, EN54-17 & EN54-18
- ▶ Measures 144 W x 84 H x 25 D mm. Weight 160g. IP40 rated

<b>CA736</b>	Single Way Flat Interface Unit
--------------	--------------------------------

## 4-8 Way Flat Interface (supplied as a 4 circuit unit, extendable to 8 circuits)

CA737



- ▶ A loop powered 4-8 way flat interface unit (supplied as a 4 circuit unit extendable to 8 circuits using a CA737PCB extension card)
- ▶ Provides 4 or 8 monitored 12.5mA sounder circuits to power up 2 self-testing evacuation alert sounders per flat
- ▶ Includes space and connections for an optional fully monitored auxiliary 24V 1A CA737PSU to power additional visual indicators and/or vibrating pillow pads for the hard of hearing
- ▶ Includes an onboard short circuit loop isolator
- ▶ Uses one loop address per 4 sounder circuits
- ▶ Has a sounder circuit test facility per circuit
- ▶ Maintains the independent open and short circuit monitoring of all sounder circuits (faults are reported back to the EACIE panel)
- ▶ Sounder activation and de-activation controlled by the FRS at the EVAC-ALERT panel
- ▶ The most practical and flexible device interfacing method for most new and refurb installations
- ▶ Ideally mounted in a riser on each floor
- ▶ Designed to comply with the requirements of BS 8629, EN54-17 & EN54-18
- ▶ Measures 380 W x 235 H x 96 D mm. Weight 1.75kg. IP30 rated

<b>CA737</b>	4-8 Way Flat Interface Unit (supplied as a 4 way unit, extends to 8 using a CA737PCB)
<b>CA737PCB</b>	4 Way Flat Interface Extension PCB (mounts inside the CA737)
<b>CA737PSU</b>	Optional 24V 1A PSU for use with CA737

# Self-Testing Sounders & Visual Alarm Devices

## Self-Testing 100dB(A) Evacuation Alert Sounders



- ▶ Highly-efficient self-testing wall sounders for use on a C-TEC EVAC-ALERT system
- ▶ Available in IP21C rated red or white ABS plastic housings
- ▶ Emit a clear, concise and recognisable evacuation tone
- ▶ Self-test functionality means access to a flat is only required when a fault is detected alleviating access issues and substantially reducing service and maintenance costs
- ▶ Provides verification of a test to a sounder controller and then to an EVAC-ALERT panel
- ▶ Impressive 100dB(A) peak sound output at 500-1000Hz means a single sounder mounted over an entrance door will be all that is required in most flats
- ▶ Low 5.5mA alarm current (no quiescent current)
- ▶ Attractive 108mm diameter x 99mm deep design

<b>BF430C/EA/SR</b>	Self testing 100dB Evacuation Alert Sounder, red
<b>BF430C/EA/SW</b>	Self testing 100dB Evacuation Alert Sounder, white

## Self-Testing 100dB(A) Evacuation Alert Sounders/Visual Alarm Devices



- ▶ Highly-efficient self-testing wall sounders / visual alarm devices for use on a C-TEC EVAC-ALERT system
- ▶ Available in IP21C rated red or white ABS plastic housings
- ▶ Provides audible **and** visual indication of an evacuation alert to help satisfy the requirements of the Equality Act
- ▶ Emits a clear, concise and recognisable evacuation tone and ultra bright flashing light
- ▶ Sounder self-test functionality (self test is NOT available for the visual alarm indicator)
- ▶ Provides verification of a test to a sounder controller and then to an EVAC-ALERT panel
- ▶ Impressive 100dB(A) peak sound output at 500-1000Hz means a single sounder mounted over an entrance door will be all that is required in most flats
- ▶ 'W-2.75-9' rated VAD functionality
- ▶ Low 12.2mA (0.5Hz) or 19.5mA (1Hz) alarm current with the visual indicator lit and sounder on max. (no quiescent current)
- ▶ Attractive 108mm diameter x 99mm deep design

<b>BF433C/EA/SR</b>	Self testing 100dB Evacuation Alert Sounder / VAD, red
<b>BF433C/EA/SW</b>	Self testing 100dB Evacuation Alert Sounder / VAD, white

## Vibrating Pillow Pad









- ▶ A C-TEC manufactured warning device typically placed under a pillow to help make the hard of hearing aware of an Evacuation alert
- ▶ Designed to comply with BS 5446-3
- ▶ 100mA Alarm current
- ▶ Connects to a Flat Interface's sounder circuit via a separately available Single Gang Locking Jack Socket when used with a CA737 Flat Interface & CA737PSU power supply
- ▶ Pillow pad measures 97mm diameter x D 34mm; Lead measures 2m. Weighs 150g
- ▶ Jack Plate Socket measures 85mm W x 85mm D x 32mm. Weighs 64g

<b>BF320</b>	24V Vibrating Pillow Pad
<b>BF320JP</b>	Jack Plate Socket for use with BF320
<b>CA737PSU</b>	1A Power Supply

## Also available from C-TEC

# HUSH PRO

A new approach to integrating domestic fire alarms with landlord's systems

-  Raises the level of protection in domestic dwellings from Grade D to Grade C (monitored wiring and more)
-  Simplifies the interconnection of domestic fire alarms and landlord systems
-  Reports fires, faults and other system data outside dwellings for action and/or analysis
-  Optional manual evacuation controls for the Fire and Rescue Service
-  Visual alarms, voice sounders, cooker shut-off relays, sprinkler monitors, telecare interfaces and vent controllers easily added
-  Ideal for use in high-rise, mixed use buildings ... and more!

For further information email

[hush-pro@c-tec.co.uk](mailto:hush-pro@c-tec.co.uk)



[www.c-tec.com](http://www.c-tec.com)

SCAN TO VIEW OUR  
**EVAC-ALERT**  
OVERVIEW VIDEO



**You're Safe with C-TEC**

**c-tec.com**

C-TEC, Challenge Way, Martland Park, Wigan, WN5 0LD United Kingdom

T: +44 (0) 1942 322744 F: +44 (0) 1942 829867 E: [evac-alert@c-tec.co.uk](mailto:evac-alert@c-tec.co.uk)

**Available from**

