

---

PRODUCT OVERVIEW

# PrimEvo Emergency Lighting

for optimized productivity and reliability








# PrimEvo XT100E

Productivity & reliability



### PrimEvo XT100E

- **Global availability**  
Available at your local wholesaler
- **Easy to install**  
Plug and play, maintained and non-maintained in one
- **Unique 3 year warranty**
- **Affordable range**  
Full LED range with best price/performance ratio



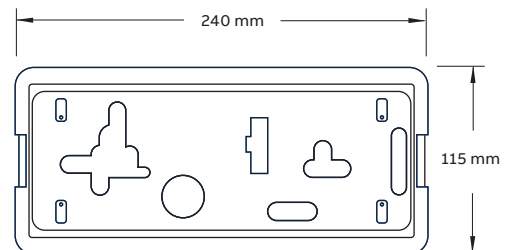
### Luminaire

Order Code	Input voltage	Description	Lamp type	Power consumption (VA/W)	Operation duration (hrs)	Environment temperature (°C)	Weight (kg)	Configurable pictograms included
7TCA091160R0499	220 - 240 Vac, 50 Hz	XT100E	2 x 0.5W LED*	5/2	3	0 - +40	0.6	

\* = 1W LED

### Spacing table

Mounting height (m)					
2.00	2.97	7.80	8.14	8.61	3.33
2.50	3.09	8.38	8.72	9.18	3.32
3.00	3.22	8.78	8.96	9.42	3.33
3.50	3.15	9.03	9.16	9.47	3.15
4.00	3.01	9.16	9.25	9.50	3.01







# PrimEvo XT200E

Productivity & reliability



### PrimEvo XT200E

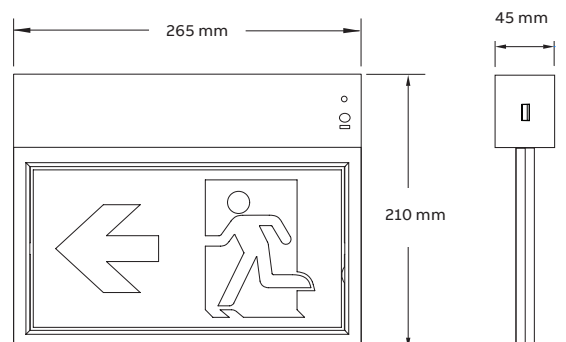
- **Global availability**  
Available at your local wholesaler
- **Easy to install**  
Plug and play, maintained and non-maintained in one
- **Unique 3 year warranty**
- **Affordable range**  
Full LED range with best price/performance ratio



Luminaire

Order Code	Input voltage	Description	Lamp type	Power consumption (VA/W)	Operation duration (hrs)	Environment temperature (°C)	Weight (kg)	Configurable pictograms included
7TCA091720R0090	220 - 240 Vac, 50 Hz	XT200E	14 x 0.125W LED	5.2/2.4	3	-5 - +45	0.950	

\* = 1.75W LED







## PrimEvo RS100E & SM100E

Productivity & reliability




RS100E



SM100E

### PrimEvo RS100E & SM100E

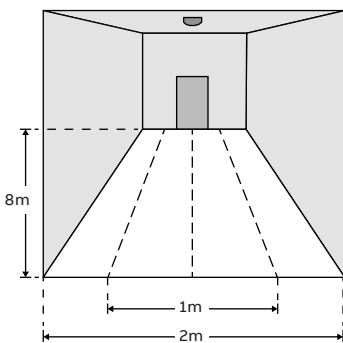
- **Global availability**  
Available at your local wholesaler
- **Easy to install**  
Plug and play, maintained and non-maintained in one
- **Unique 3 year warranty**
- **Affordable range**  
Full LED range with best price/performance ratio



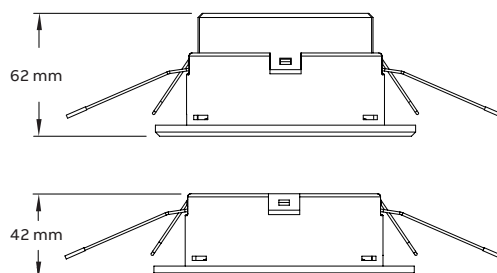
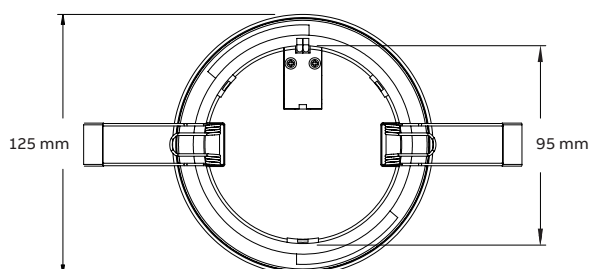
Luminaire

Order Code	Input voltage	Description	Lamp type	Power consumption** (VA/W)	Operation duration (hrs)	Environment temperature (°C)	Weight (kg)
7TCA091720R0091	220 - 240 Vac, 50 Hz	RS100E	2 x 1.5W LED*	10/4.8	3	0 - +25	0.425
7TCA091720R0092	220 - 240 Vac, 50 Hz	SM100E	2 x 1.5W LED*	9/4.5	3	0 - +25	0.425

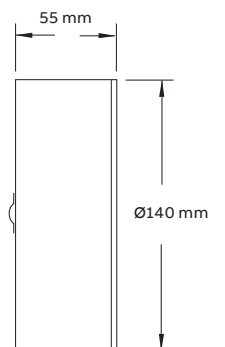
\* = 3W LED  
\*\* maintained mode



### PrimEvo RS100E



### PrimEvo SM100E



—  
**ABB Ltd**  
**Electrification Products**  
Tower Court  
Courtaulds Way  
Foleshill Enterprise Park  
Coventry  
West Midlands  
CV6 5NX  
Sales Tel: +44 (0) 333 999 9900  
Sales Fax: +44 (0) 333 999 9901  
E-Mail: [lv.enquiries@gb.abb.com](mailto:lv.enquiries@gb.abb.com)

[www.abb.com](http://www.abb.com)

