

CATALOGUE
2023-2024

ELECTRICAL SYSTEMS

LIGHTING

Palalazzo

Let's be inspired

Palazzoli GROUP

Palazzoli

Palazzoli
IBÉRICA

Palazzoli
MIDDLE EAST



STRAL

An International Group

The Palazzoli Group is one of the major international players in the production of electrical and lighting systems, with a worldwide presence of more than 5000 authorised dealers. The Group consists of the historic brand

Palazzoli (Italy), Palazzoli Ibérica (Spain), Palazzoli Middle East (United Arab Emirates), Lewden (Great Britain) and Stral (Italy). An international company with over 300 employees, present in more than 100 countries, serving the Industrial, ATEX, Infrastructure and Marine sectors.



Ambassadors of
Made in Italy



General Catalogue

ELECTRICAL SYSTEMS

LIGHTING

ELECTRICAL SYSTEMS Index

INDUSTRY

from page 25

Plugs and socket-outlets for standard applications



MULTIMAX
Page 36



MULTIMAX
Page 36



MULTIPLAY
Page 38



SPIN
Page 39



TOPTER
Page 44



DOMOTER
Page 45

Plugs and socket-outlets for heavy-duty applications



XCEE
Page 60



CEE
Page 66



ALUMAX
Page 70

Interlocked socket-outlets for standard applications



TOPTER
Page 80



PRIMA
Page 92

Rotoswitched socket-outlets



ROTOR
Page 99

Interlocked socket-outlets for heavy-duty applications



TAIS
Page 108



ULYSSE
Page 120



ALUPRES
Page 130



ALUMAX
Page 140

Distribution boards



TAIS CUBE
Page 148

Boxes for standard applications



TERBOX
Page 151



UNIBOX
Page 155

Boxes for heavy-duty applications



TAISBOX
Page 159



ALUCASE
Page 165



FIREBOX
Page 169

Cable glands and terminal blocks



UNI
Page 170



CONTACT
Page 174

Control devices for standard applications



CAM-SZ
Page 178



CAM-SZ
Page 179



CAM-ST
Page 181

Control devices for heavy-duty applications



CAM-TAIS
Page 184



CAM-ALUPRES
Page 186



CAM-FIRE
Page 189



CAM
Page 191



TAIS MIGNON
Page 200

RONDÒ
Page 208

ALARM
Page 210

Pre-wired distribution boards



JANUS
Page 214



ENERGYBOX
Page 219




ENERGY GO
Page 224



ROTOR
Page 225



ENERGY METALBOX
Page 226



ENERGY TAIS
Page 228



ATEX

from page 233

Mobile plugs



XCEE-EX
Zone 2, 21, 22
Page 239

Interlocked socket-outlets



TAIS-EX
Zone 2, 21, 22
Page 242

Control devices



CAMTAIS-EX
Zone 2, 21, 22
Page 259

CAMALUPRES-EX
Zone 2, 21, 22
Page 260



TAIS MIGNON-EX
Zone 2, 22
Page 261



ALARM-EX
Zone 2, 21, 22
Page 261

Enclosures and junction boxes



TAISBOX-EX
Zone 1, 2, 21, 22
Page 249



TAISBOX-EXU
Zone 1, 2, 21, 22
Page 251



ALUCASE-EXU
Zone 1, 2, 21, 22
Page 252



UNIBOX-EXU
Zone 2, 22
Page 253



UNI-EX
Zone 1, 2, 21, 22
Page 256



INFRASTRUCTURE

from page 263

Socket-outlets and boxes for lighting and ventilation systems



FASTBOX -T54
Page 269



ALUCASE -T54
Page 270



FIREBOX -T54
Page 273



ALUPRES -T54
Page 276



MARINE

from page 281

UNAV turrets, socket-outlets and devices



B-SMART
Page 285



CONTAINERS
Page 288



NAVE
Page 292



SERVICES

from page 427

Spare parts



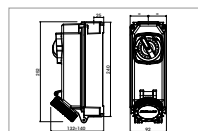
Page 428

Certifications



Page 436

Dimensions



Page 454

Online
catalogue.



LIGHTING Index

INDUSTRY

from page 299

LED floodlights



TIGUA
Page 305



XTIGUA
Page 311



META
Page 317

LED light fixtures



RINO LED
Page 323

Pendant LED light fixtures



META150
Page 331



META
Page 333



TIGUA
Page 339



XTIGUA
Page 345

Control systems



**IMPERIUM
wired DALI**
Page 351



IMPERIUM wireless
Page 353

Traditional



RINO fluorescent
Page 355



RINO E27, G23
Page 357



RINO E27
Page 358

ATEX

from page 365

LED floodlights



TIGUA-EX
Zone 1, 2, 21, 22
Page 369



XTIGUA-EX
Zone 1, 2, 21, 22
Page 373



TIGUA-EX
Zone 2, 21, 22
Page 375



XTIGUA-EX
Zone 2, 21, 22
Page 377

LED light fixtures



RINO LED-EX
Zone 1, 2, 21, 22
Page 381



RINO LED-EX
Zone 2, 21, 22
Page 383

Pendant LED light fixtures



TIGUA-EX
Zone 1, 2, 21, 22
Page 385



XTIGUA-EX
Zone 1, 2, 21, 22
Page 387



META150-EX
Zone 2, 21, 22
Page 389

Traditional



RINO-EX fluorescent
Zone 1, 2, 21, 22
Page 391



RINO-EX fluorescent
Zone 2, 21, 22
Page 393



RINO-EX E27
Zone 22
Page 395



INFRASTRUCTURE

from page 397

Roadway LED



FIT 55
Page 403

Tunnel LED



TIGUA-T54
Page 409



XTIGUA-T54
Page 409

Tunnel stainless steel LED



RINO-T54
Page 413



XRINO-T54
Page 413



MARINE

from page 415

LED light fixtures



RINO-NAVE LED
Page 419



RINO-NAVE LED 460
Page 420

LED well glass fixture



**RINO-NAVE
well glass fixture**
Page 420

Traditional light fixtures



**RINO-NAVE
fluorescent**
Page 423



NAVE E27
Page 425



SERVICES

from page 427

Spare parts



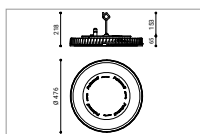
Page 428

Certifications



Page 436

Dimensions



Page 454

Online
catalogue.




1904: the birth

Having grown in an area with an established industrial history, for more than a century, Palazzoli has contributed to carrying on the pride of Italian entrepreneurship with its commitment and profusion of energy. A sagacious and far-sighted interpreter of the changes that society, and in particular the industrial sector, was undergoing, the company made its contribution above all in sectors that present the greatest challenges and require increasingly specific skills.

By the 1950s, it was already ahead of its competitors and set up an in-house test and measurement laboratory to ensure the complete reliability of its products. Today the Company boasts a photometric laboratory that enables it to test the performance of its light fixtures in a very short time.

A leader in the supply of equipment for harsh environments, the Company has in fact been supplying products for locations with a high explosion hazard for more than 20 years.



Discover
our **history**.



Growth

From the 1990s onwards, the Company, on the strength of its achievements in the marine and industrial sectors, began to develop products for other sectors and soon obtained prestigious orders. The extension of the Milan Trade Fair and the new Brescia Trade Fair are just a few examples, to which orders for installations in extreme areas were added, such as the Italian Enea base in Antarctica, the equipment selected for the vast extraction plants in Israel and the Nantong power station in China.



Thanks to a massive investment that marked a clear industrial turning point, a new fully automated warehouse went into operation in 2004.

A forerunner of Industry 4.0 and artificial intelligence, without neglecting its attention to social issues, to the community of workers and more generally the link to the local area, issues to which the Company has always given particular importance. As early as 1924, women were working at the drill and lathe alongside men in Palazzoli's lathe department.

The social sensitivity of the Company's top management is demonstrated, for example, by the donation in 1966 of Villa Palazzoli with all its outbuildings and the adjacent Ronco to the Brescia Municipality, with the aim of converting them into a guesthouse for teachers and state employees.

Today, the Company can rightly boast that it has met and exceeded its Kyoto Protocol 2020 targets.

Palazzoli today

With more than a century of history and a distinct industrial tradition behind it, Palazzoli today is a solid and highly reliable Company, recognised by the market for the high performance of its products and appreciated by individual customers for the quality of its services.

Thanks to its in-depth knowledge of materials, the Company is able to offer suitable solutions for every environment and therefore produces in a wide variety of variants, ranging from thermoplastic to thermosetting GRP, aluminium, stainless steel and brass.



A certified Company

For customer satisfaction, protection and respect of employees and the local area, Palazzoli applies the Quality Management System according to the international standard UNI EN ISO 9001 and the Environmental Management System, certified according to the international standard UNI EN ISO 14001.

Palazzoli's focus is also on human capital. The ISO 45001-certified Occupational Health and Safety Management System is dedicated to this.



Thermal energy from waste to energy equal to 100% of demand

avoiding the emission of 1,182 tonnes of carbon dioxide per year, equivalent to the planting of 90,923 trees, 303 hectares.



Electricity from photovoltaic system, equal to 85% of the demand

avoiding the emission of 600 tonnes of carbon dioxide annually, equivalent to the planting of 46,154 trees, 154 hectares.

Annual values

over
6 million



Kg of CO₂
saved



A green Company

All work cycles are GREEN certified: no toxic materials in production, no harmful emissions into the environment. The Company uses photovoltaic systems to produce 85% of the electricity consumed.

Today, the Company has met and exceeded its 2020 Kyoto Protocol targets.

Palazzoli operates in all the major countries of the world, thanks to more than 100 businesses that cooperate with it directly and indirectly.



Processing

- zero halogens
- zero asbestos
- zero carcinogenic components
- zero emissions of polluting liquids
- zero emissions of polluting gases



Raw materials, recycled aluminium from shredded aluminium, equal to 95% of the demand

avoiding the emission of 4,962 tonnes of carbon dioxide per year, equivalent to the planting of 381,692 trees, 1.272 hectares.

A 4.0 Company

Products are manufactured on automated assembly lines with 100% mechanical, electrical and electronic testing. All production is monitored by quality assurance systems and stored in vertical, machine-readable warehouses, making shipping fast and safe.

over
500,000



Trees
planted

over
1,700



Hectares
saved

Palazzoli's strength



Customer focused operations

Drawing up a detailed analysis of the market and technical aspects as the basic objectives of the project, before starting with a new work plan.

Smart engineering

A mechanical or electrical system that works well is a good project, and to realise it in the simplest and most reliable way is the goal of Palazzoli's technicians.



Discover
our products.



Top Manufacture

The careful selection of materials, the attention and expertise in manufacturing, the structured process checks, are the factors that differentiate the Palazzoli factory in Brescia.

Service excellence

Timely deliveries, installation advice, testing and guaranteed operation over time do characterize Palazzoli's services.



Discover
our **factory**.

Technical assistance

Italy



WhatsApp



Worldwide




High performance

Palazzoli produces electrical devices and light fixtures using a variety of materials.

The aluminium alloy bodies are treated against corrosion through a passivation and painting process. AISI 304 stainless steel bodies are intended for the industrial and ATEX sectors, while AISI 316L stainless steel bodies are intended for the infrastructure and marine sectors.

Inside, LED systems are mounted which, thanks to excellent heat dissipation, maintain the luminous flux unaltered, guaranteeing optimal operating conditions. The assembly and the wiring of the optical units inside the light fixtures are carried out in a dedicated area inside Palazzoli's facilities. The lenses, mounted on the boards with an automated process, are designed to achieve an optimal distribution of the luminous flux.





Certified quality

The pursuit of the highest quality objectives has distinguished Palazzoli over the years, a Company that has always been careful to offer consumers the best guarantees in terms of design criteria, production processes, product safety and durability.

All devices are made in Italy and certified, depending on the application, by CESI, IMQ, TÜV, RINA, DEKRA, INTERTEK, and EUROFINS.



Palazzoli has always specialised in the production of heavy-duty electrical and lighting devices for particularly aggressive environments, where the operating conditions are harsh and extreme.

For this reason, the Company has long since invested in surface finishing processes to ensure the best protection and excellent corrosion resistance.

The Company has created an in-house product painting department, structured on differentiated phases, in which every step of each finishing process is checked and verified. Through fluorozirconate coating processes, which precede powder coating, the Company is able to provide products with high quality standards, that are resistant to corrosion and abrasion.

COMPANY CERTIFICATIONS



QUALITY



ENVIRONMENT



SAFETY



QAN



QAR



CTF 2

Palazzoli's Laboratory constantly collaborates with other laboratories, institutions and universities.

For customer satisfaction, protection and respect of workers and the territory, Palazzoli applies the Quality Management System, voluntarily subjected to annual checks by independent third parties to verify its full compliance with international standards: ISO 9001 (Quality), ISO 14001 (Environment) and ISO 45001 (Occupational Health and Safety).

PRODUCT CERTIFICATIONS



DEKRA



TUV



RINA



INMETRO



INTERTEK



IMQ

Palazzoli's Laboratory regularly participates in CEI and UNI technical committees as well as ANIE CSI and ASSIL working groups.

As regards ATEX environments, Palazzoli has obtained the "Notification of the guarantee of product quality" from IMQ and the "Quality Assessment Report" (IECEx QAR) for the production of electrical and lighting systems intended for potentially explosive atmospheres. Every Palazzoli product is designed to guarantee safety for users.

PICTOGRAMS



CE marking. Indicates that a product can circulate freely within the European Union. Guarantees that the product meets the essential safety requirements.



Eurasian Economic Union (EEU) compliance, identifies that the product has been verified by a third party in accordance with EEU regulations.



Certification of compliance of equipment with European EN safety standards.



UK Conformity Assessed, identifies that the product has been assessed in accordance with UK regulations following Brexit.



International Electrotechnical Commission for the Certification of Equipment for Use in Explosive Atmospheres, identifies that the product has been certified by an Ex Certification Body.



Device suitable for installation in environments with a potentially explosive atmosphere.



Registro Italiano Navale, maritime certification of products for installation in recreational vessels.



Resistant to ball strikes, suitable for installation in sports halls.



Limited surface temperature, device suitable for installation in environments where there is a risk of thermal effects, e.g. combustion or degradation of materials, but where there is no risk of explosion.



The IP code classifies and evaluates the degree of protection provided by the casings against the ingress of solids and water.



The IK code is the degree of protection of the equipment against external mechanical impacts.



Insulation classes are defined by electrical safety standards and establish the protection characteristics of equipment against electrical shock.



Flicker (variation in light intensity over time) perceptible or not perceptible to the human eye.



Correlated colour temperature.



Device fitted with G13 connection for T8 fluorescent tubes.



Type of light source screw connection.



Indicates the possibility of shifting the position of the optics.



Ambient temperature range within which correct operation of the product is guaranteed.



Digital Addressable Lighting Interface. Digital transmission protocol.



Indicates the possibility of installation in environments with swimming pools.

HOW TO READ THE PRODUCT CODES



810630 DA

Unique product code consisting of 6 numbers

Suffix to the code consisting of letters identifying the characteristics:

| | |
|-----|-----------------------|
| DA | DALI |
| HT | HIGH TEMPERATURE |
| VHT | VERY HIGH TEMPERATURE |
| NV | UNPAINTED |
| EX | ATEX DEVICES |
| MV | VIRTUAL MIDNIGHT |
| L_M | BRACKETS |

HOW TO RECOGNISE THE MOST REQUESTED CODES



Wall-mounted interlocked socket-outlets with fuse holder base IP66/IP67/IP69



| Rated current (A) | Frequency | Rated voltage (V) | Voltage colour | Poles | h ref. (h) | Palazzoli code | Pack Qty |
|-------------------|-----------|-------------------|----------------|--------|------------|----------------|----------|
| 16 | 50/60Hz | 110 | ● | 2P+⊕ | 4 | 475124 | 1 |
| | 50/60Hz | 110 | ● | 3P+⊕ | 4 | 475134 | 1 |
| | 50/60Hz | 110 | ● | 3P+N+⊕ | 4 | 475144 | 1 |
| entry F1 | 50/60Hz | 110 | ● | 3P+N+⊕ | 4 | 475144 | 1 |
| | 50/60Hz | 230 | ● | 2P+⊕ | 6 | 475126 | 1 |
| 10x38 fuses | 50/60Hz | 230 | ● | 2P+⊕ | 6 | 475126 | 1 |
| | 50/60Hz | 230 | ● | 3P+⊕ | 9 | 475139 | 1 |

The green background identifies the most requested product

Electrical systems

Palazzoli provides customers with a range of solutions specifically designed to meet the needs of the most complex fields of application.



Industry



Page 25

INDUSTRIAL PLANTS
OUTDOOR AREAS
SPORTS FACILITIES
WAREHOUSES
HANGARS
SHOPPING CENTRES

Atex



Page 233

ZONE 1
ZONE 2
ZONE 21
ZONE 22



Infrastructure



Page 263

RAIL TUNNELS
UNDERGROUNDS
MOUNTAIN TUNNELS
ROAD TUNNELS

Marine



Page 281

CARGO SHIPS
CRUISE SHIPS
MILITARY SHIPS
SUBMARINES





Industry

Industrial plants, storage warehouses, sports and commercial centres and the food sectors are the fields of application for which Palazzoli has designed products with high electrical and mechanical performances, great ease of installation and total absence of maintenance.

Thanks to the products made with many specific technologies and materials, even critical and polluted environments can be electrified.



Sports Centres

Parks

Stadiums



Industrial plants, storage warehouses, sports and commercial centres, and the food industry are a field of application for which Palazzoli has designed connections and enclosures with high performance, energy savings, extreme ease of installation and total absence of maintenance.



Photovoltaic systems

Car-wash facilities

Construction sites



Plugs and sockets

Page 27

Interlocked socket-outlets

Page 71

Distribution and automation boards

Page 141

Boxes

Page 141

Terminal blocks and cable glands

Page 141

Control devices

Page 175

Pre-wired distribution boards

Page 211

MULTIMAX

electrifies events at the San Siro stadium in Milan



Plugs and socket-outlets



STANDARD APPLICATIONS



MULTIMAX

Quick-mounting mobile plugs and socket-outlets
Page 36



MULTIMAX

Quick-mounting mobile plugs and socket-outlets for entertainment
Page 36



MULTIPLAY

Multipliers and adaptors for temporary installations
Page 38



SPIN

Mobile rubber plugs and sockets for domestic use
Page 39



TOPTER

Flush- and wall-mounted fixed socket-outlets
Page 44



DOMOTER

Modular devices for domestic use
Page 50

HEAVY-DUTY APPLICATIONS



XCEE

Safety performance mobile plugs and socket-outlets
Page 60



CEE

Extra low voltage plugs and socket-outlets
Page 66









ALUMAX



Plugs and socket-outlets for high amperages
Page 70



PLUGS AND SOCKET-OUTLETS IN TECHNOPOLYMER from 16A to 63A

Standard applications

| | | | | MULTIMAX series | | | | | |
|-------------------|-------------------|--------|--------|---|---|---|--|---|---|
| | | | |  |  |  |  |  |  |
| | | | | page 36 | page 37 | page 36 | page 37 | page 36 | page 36 |
| Rated current (A) | Rated voltage (V) | Poles | h ref. | Straight mobile plugs IP44 | Straight mobile plugs IP67 | Straight mobile socket-outlets IP44 | Straight mobile socket-outlets IP67 | Straight mobile plugs IP44 | Straight mobile socket-outlets IP44 |
| 16 | 110 100-130 | 2P+≐ | 4 | 700124 | 710124 | 720124 | 730124 | 705124 | 725124 |
| | | 3P+≐ | 4 | 700134 | | 720134 | | | |
| | | 3P+N+≐ | 4 | 700144 | | 720144 | | | |
| | 230 200-250 | 2P+≐ | 6 | 700126 | 710126 | 720126 | 730126 | 705126 | 725126 |
| | | 3P+≐ | 9 | 700139 | | 720139 | | | |
| | | 3P+N+≐ | 9 | 700149 | | 720149 | | | |
| | 400 380-415 | 2P+≐ | 9 | 700129 | | 720129 | | | |
| | | 3P+≐ | 6 | 700136 | 710136 | 720136 | 730136 | 705136 | 725136 |
| | | 3P+N+≐ | 6 | 700146 | 710146 | 720146 | 730146 | 705146 | 725146 |
| 32 | 110 100-130 | 2P+≐ | 4 | 700224 | 710224 | 720224 | 730224 | | |
| | | 3P+≐ | 4 | 700234 | | 720234 | | | |
| | | 3P+N+≐ | 4 | 700244 | | 720244 | | | |
| | 230 200-250 | 2P+≐ | 6 | 700226 | 710226 | 720226 | 730226 | 705226 | 725226 |
| | | 3P+≐ | 9 | 700239 | | 720239 | | | |
| | | 3P+N+≐ | 9 | 700249 | | 720249 | | | |
| | 400 380-415 | 2P+≐ | 9 | 700229 | | 720229 | | | |
| | | 3P+≐ | 6 | 700236 | 710236 | 720236 | 730236 | 705236 | 725236 |
| | | 3P+N+≐ | 6 | 700246 | 710246 | 720246 | 730246 | 705246 | 725246 |
| 63 | 230 | 2P+≐ | 6 | | 710326 | | 730326 | | |
| | | 3P+≐ | 6 | | 710336 | | 730336 | | |
| | 400 380-415 | 3P+N+≐ | 6 | | 710346 | | 730346 | | |





| | | | | TOPTER series | | | | | |
|-------------------|-------------------|--------|--------|---|---|---|--|---|---|
| | | | |  |  |  |  |  |  |
| | | | | page 44 | page 44 | page 49 | page 49 | page 49 | page 49 |
| Rated current (A) | Rated voltage (V) | Poles | h ref. | Angled socket-outlets IP44 | Angled socket-outlets IP66/IP67 | 15° angled wall-mounted socket-outlets IP44 | 15° angled wall-mounted socket-outlets IP66/IP67 | 90° angled wall-mounted socket-outlets IP44 | 90° angled wall-mounted socket-outlets IP67 |
| 16 | 110 100-130 | 2P+≐ | 4 | 488124 | 489124 | 438124 | 439124 | 508124 | 509124 |
| | | 3P+≐ | 4 | 488134 | 489134 | | | | |
| | | 3P+N+≐ | 4 | 488144 | 489144 | | | | |
| | 230 200-250 | 2P+≐ | 6 | 488126 | 489126 | 438126 | 439126 | 508126 | 509126 |
| | | 3P+≐ | 9 | 488139 | 489139 | | | | |
| | | 3P+N+≐ | 9 | 488149 | 489149 | | | | |
| | 400 380-415 | 2P+≐ | 9 | 488129 | 489129 | | | | |
| | | 3P+≐ | 6 | 488136 | 489136 | 438136 | 439136 | 508136 | 509136 |
| | | 3P+N+≐ | 6 | 488146 | 489146 | 438146 | 439146 | 508146 | 509146 |
| 32 | 110 100-130 | 2P+≐ | 4 | 488224 | 489224 | 438224 | 439224 | 508224 | 509224 |
| | | 3P+≐ | 4 | 488234 | 489234 | | | | |
| | | 3P+N+≐ | 4 | 488244 | 489244 | | | | |
| | 230 200-250 | 2P+≐ | 6 | 488226 | 489226 | 438226 | 439226 | 508226 | 509226 |
| | | 3P+≐ | 9 | 488239 | 489239 | | | | |
| | | 3P+N+≐ | 9 | 488249 | 489249 | | | | |
| | 400 380-415 | 2P+≐ | 9 | 488229 | 489229 | | | | |
| | | 3P+≐ | 6 | 488236 | 489236 | 438236 | 439236 | 508236 | 509236 |
| | | 3P+N+≐ | 6 | 488246 | 489246 | 438246 | 439246 | 508246 | 509246 |
| 380/440 | 3P+≐ | 3 | | 489233 | | 439233 | | 509233 | |
| 63 | 230 | 2P+≐ | 6 | | 489326 | | | | 509326 |
| | | 3P+≐ | 6 | | 489336 | | | | 509336 |
| | 400 380-415 | 3P+N+≐ | 6 | | 489346 | | | | 509346 |





EXTRA-LOW VOLTAGE IN TECHNOPOLYMER from 16A to 125A

Heavy-duty applications


| | | | | CEE series | | | | | | | | |
|-------------------|-------------------|-------|--------|---|---|---|---|--|---|---|---|---|
| | | | |  |  |  |  |  |  |  |  |  |
| | | | | page 66 | page 66 | page 67 | page 68 | page 68 | page 69 | page 69 | page 69 | page 68 |
| Rated current (A) | Rated voltage (V) | Poles | h ref. | Straight mobile plugs IP44 | Straight mobile plugs IP67 | 90° angled wall-mounted inlets IP44 | Straight mobile socket-outlets IP44 | Straight mobile socket-outlets IP67 | Straight fixed socket-outlets IP44 | Angled socket-outlets IP44 | Straight fixed socket-outlets IP67 | 90° angled wall-mounted socket-outlets IP44 |
| 16 | 20-25 | 2P | - | 477002 | 477003 | 476002 | 473002 | 473003 | 471032 | 471062 | 471003 | 471002 |
| | | 3P | - | 477062 | 477063 | 476012 | 473062 | 473063 | 471042 | 471072 | 471063 | 471012 |
| | 40-50 | 2P | 12 | 477102 | 477103 | 476102 | 473102 | 473103 | 471132 | 471162 | 471103 | 471102 |
| | | 3P | 12 | 477112 | 477113 | 476112 | 473112 | 473113 | 471142 | 471172 | 471113 | 471112 |
| | 20-25 40-50 | 2P | 4 | 477012 | 477013 | 476042 | 473012 | 473013 | 471051 | 471111 | 471013 | 471011 |
| | | 3P | 4 | 477122 | 477123 | 476142 | 473122 | 473123 | 471022 | 471122 | 471123 | 471151 |
| | | 2P | 10 | 477602 | 477603 | 476602 | 473602 | 473603 | 471632 | 471662 | 471603 | 471602 |
| 32 | 20-25 | 2P | - | 477005 | 477006 | 476005 | 473005 | 473006 | 471035 | 471065 | 471007 | 471005 |
| | | 3P | - | 477065 | 477066 | 476015 | 473065 | 473066 | 471045 | 471075 | 471067 | 471015 |
| | 40-50 | 2P | 12 | 477105 | 477106 | 476105 | 473105 | 473106 | 471135 | 471165 | 471107 | 471105 |
| | | 3P | 12 | 477115 | 477116 | 476115 | 473115 | 473116 | 471145 | 471175 | 471117 | 471115 |
| | 20-25 40-50 | 2P | 4 | 477015 | 477016 | 476045 | 473015 | 473016 | 471108 | 471058 | 471017 | 471018 |
| | | 3P | 4 | 477175 | 477176 | 476145 | 473125 | 473126 | 471118 | 471059 | 471177 | 471019 |
| | | 2P | 10 | 477605 | 477606 | 476605 | 473605 | 473606 | 471635 | 471665 | 471607 | 471605 |

| | | | | High currents | | | |
|-------------------|-------------------|-------|--------|---|---|---|---|
| | | | |  |  |  |  |
| | | | | page 67 | page 68 | page 69 | page 69 |
| Rated current (A) | Rated voltage (V) | Poles | h ref. | Straight mobile plugs IP67 | Straight mobile socket-outlets IP67 | Angled socket-outlets IP67 | Straight fixed socket-outlets IP67 |
| 63 | 48 | 2P | 1 | 477951 | 473951 | 473961 | 473971 |
| | | 3P | 1 | 477952 | 473952 | 473962 | 473972 |
| 125 | 48 | 3P | 1 | 477955 | 473955 | 473965 | 473975 |

| | | | | Double-twin cable | |
|-------------------|-------------------|-------|--------|---|---|
| | | | |  |  |
| | | | | page 67 | page 67 |
| Rated current (A) | Rated voltage (V) | Poles | h ref. | Straight mobile plugs IP67 | Straight mobile socket-outlets IP67 |
| 32 | 48 | 2P | 12 | 477107 | 473107 |
| 63 | 48 | 2P | 1 | 477901 | 473901 |

ALUMINIUM PLUGS AND SOCKET-OUTLETS from 250A to 400A







Heavy-duty applications

| ALUMAX Series | | | | | | |
|---|--------|-----------------------|----------------------------|-------------------------------------|---------------------------|------------------------------------|
|  | | | | | | |
| page 70 | | | | | | |
| page 70 | | | | | | |
| page 70 | | | | | | |
| page 70 | | | | | | |
| Rated current (A) | Poles | No. of pilot contacts | Straight mobile plugs IP67 | Straight mobile socket-outlets IP67 | Straight fixed plugs IP67 | Straight fixed socket-outlets IP67 |
| 250 | 3P+⊕ | 2 | 750530 | 760530 | 751530 | 761530 |
| | 3P+N+⊕ | | 750550 | 760550 | 751550 | 761550 |
| 320 | 3P+N+⊕ | 2 | 750650 | 760650 | 751650 | 761650 |
| 400 | 3P+N+⊕ | | 750750 | 760750 | 751750 | 761750 |



PLUGS AND SOCKET-OUTLETS IN TECHNOPOLYMER from 16A to 125A

Heavy-duty applications

| | | | | XCEE series | | | | | |
|-------------------|-------------------|----------------|--------|---|---|---|--|---|---|
| | | | |  |  |  |  |  |  |
| Rated current (A) | Rated voltage (V) | Poles | h ref. | Straight mobile plugs IP66/IP67/IP68/IP69 | Straight panel-mounted inlets IP66/IP67/IP68/IP69 | 20° angled panel-mounted inlets IP66/IP67/IP68/IP69 | 65° angled wall-mounted inlets IP66/IP67/IP68/IP69 | Straight mobile socket-outlets IP66/IP67/IP68/IP69 | Straight panel-mounted socket-outlets IP66/IP67/IP68/IP69 |
| 16 | 110 100-130 | 2P+≐ | 4 | 760124 | 762124 | 763124 | 766124 | 770124 | 772124 |
| | | 3P+≐ | 4 | 760134 | | | | 770134 | 772134 |
| | | 3P+N+≐ | 4 | 760144 | | | | 770144 | 772144 |
| | 230 200-250 | 2P+≐ | 6 | 760126 | 762126 | 763126 | 766126 | 770126 | 772126 |
| | | 3P+≐ | 9 | 760139 | | | | 770139 | 772139 |
| | | 3P+N+≐ | 9 | 760149 | | | | 770149 | 772149 |
| | 400 380-415 | 2P+≐ | 9 | 760129 | | | | 770129 | 772129 |
| | | 3P+≐ | 6 | 760136 | 762136 | 763136 | 766136 | 770136 | 772136 |
| | | 3P+N+≐ | 6 | 760146 | 762146 | 763146 | 766146 | 770146 | 772146 |
| | 500 480-500 | 3P+≐ | 7 | 760137 | | | | 770137 | 772137 |
| | | 3P+N+≐ | 7 | 760147 | | | | 770147 | 772147 |
| | 32 | 110 100-130 | 2P+≐ | 4 | 760224 | 762224 | 763224 | 766224 | 770224 |
| 3P+≐ | | | 4 | 760234 | | | | 770234 | 772234 |
| 3P+N+≐ | | | 4 | 760244 | | | | 770244 | 772244 |
| 230 200-250 | | 2P+≐ | 6 | 760226 | 762226 | 763226 | 766226 | 770226 | 772226 |
| | | 3P+≐ | 9 | 760239 | | | | 770239 | 772239 |
| | | 3P+N+≐ | 9 | 760249 | | | | 770249 | 772249 |
| 400 380-415 | | 2P+≐ | 9 | 760229 | | | | 770229 | 772229 |
| | | 3P+≐ | 6 | 760236 | 762236 | 763236 | 766236 | 770236 | 772236 |
| | | 3P+N+≐ | 6 | 760246 | 762246 | 763246 | 766246 | 770246 | 772246 |
| 500 480-500 | | 3P+≐ | 7 | 760237 | | | | 770237 | 772237 |
| | | 3P+N+≐ | 7 | 760247 | | | | 770247 | 772247 |
| 380-440 | | 3P+≐ | 3 | 760233 | | | | 770233 | 772233 |
| 63 | 110 100-130 | 2P+≐ | 4 | 760324 | | | | 770324 | 772324 |
| | | 3P+≐ | 4 | 760334 | | | | 770334 | 772334 |
| | | 3P+N+≐ | 4 | 760344 | | | | 770344 | 772344 |
| | 230 200-250 | 2P+≐ | 6 | 760326 | | | | 770326 | 772326 |
| | | 3P+≐ | 9 | 760339 | | | | 770339 | 772339 |
| | | 3P+N+≐ | 9 | 760349 | | | | 770349 | 772349 |
| | 400 380-415 | 2P+≐ | 9 | 760329 | | | | 770329 | 772329 |
| | | 3P+≐ | 6 | 760336 | 762336 | 763336 | 766336 | 770336 | 772336 |
| | | 3P+N+≐ | 6 | 760346 | 762346 | 763346 | 766346 | 770346 | 772346 |
| | 500 480-500 | 3P+≐ | 7 | 760337 | | | | 770337 | 772337 |
| | | 3P+N+≐ | 7 | 760347 | | | | 770347 | 772347 |
| | 125 | 110 100-130 | 2P+≐ | 4 | | | | | |
| 3P+≐ | | | 4 | 760434 | | | | 770434 | 772434 |
| 3P+N+≐ | | | 4 | 760444 | | | | 770444 | 772444 |
| 230 200-250 | | 2P+≐ | 6 | | | | | | |
| | | 3P+≐ | 9 | 760439 | | | | 770439 | 772439 |
| | | 3P+N+≐ | 9 | 760449 | | | | 770449 | 772449 |
| 400 380-415 | | 2P+≐ | 9 | | | | | | |
| | | 3P+≐ | 6 | 760436 | 762436 | 763436 | 766436 | 770436 | 772436 |
| | | 3P+N+≐ | 6 | 760446 | 762446 | 763446 | 766446 | 770446 | 772446 |
| 500 480-500 | | 3P+≐ | 7 | 760437 | | | | 770437 | 772437 |
| | | 3P+N+≐ | 7 | 760447 | | | | 770447 | 772447 |



PLUGS AND SOCKET-OUTLETS IN TECHNOPOLYMER from 16A to 125A

| XCEE series | | XCEE series - Compositions | | | | | |
|-------------|--|---|-------------------------------------|---------------------------------------|---|---|--|
| h ref. | 20° angled panel-mounted socket-outlets IP66/IP67/IP68/IP69 | 65° angled wall-mounted socket-outlets IP66/IP67/IP68/IP69 | Plug inserts IP66/IP67/IP68/IP69 | Socket inserts IP66/IP67/IP68/IP69 | Straight panel-mounted flanges IP66/IP67/IP68/IP69 | 20° angled panel-mounted flanges IP66/IP67/IP68/IP69 | 65° angled wall-mounted boxes IP66/IP67/IP68/IP69 |
| 4 | 773124 | 776124 | 769124 | 779124 | 419021 | 419031 | 532131 |
| 4 | 773134 | 776134 | 769134 | 779134 | 419022 | 419032 | 532131 |
| 4 | 773144 | 776144 | 769144 | 779144 | 419023 | 419033 | 532131 |
| 6 | 773126 | 776126 | 769126 | 779126 | 419021 | 419031 | 532131 |
| 9 | 773139 | 776139 | 769139 | 779139 | 419022 | 419032 | 532131 |
| 9 | 773149 | 776149 | 769149 | 779149 | 419023 | 419033 | 532131 |
| 9 | 773129 | 776129 | 769129 | 779129 | 419021 | 419031 | 532131 |
| 6 | 773136 | 776136 | 769136 | 779136 | 419022 | 419032 | 532131 |
| 6 | 773146 | 776146 | 769146 | 779146 | 419023 | 419033 | 532131 |
| 7 | 773137 | 776137 | 769137 | 779137 | 419022 | 419032 | 532131 |
| 7 | 773147 | 776147 | 769147 | 779147 | 419023 | 419033 | 532131 |
| 4 | 773224 | 776224 | 769224 | 779224 | 419023 | 419033 | 532131 |
| 4 | 773234 | 776234 | 769234 | 779234 | 419023 | 419033 | 532131 |
| 4 | 773244 | 776244 | 769244 | 779244 | 419024 | 419034 | 532132 |
| 6 | 773226 | 776226 | 769226 | 779226 | 419023 | 419033 | 532131 |
| 9 | 773239 | 776239 | 769239 | 779239 | 419023 | 419033 | 532131 |
| 9 | 773249 | 776249 | 769249 | 779249 | 419024 | 419034 | 532132 |
| 9 | 773229 | 776229 | 769229 | 779229 | 419023 | 419033 | 532131 |
| 6 | 773236 | 776236 | 769236 | 779236 | 419023 | 419033 | 532131 |
| 6 | 773246 | 776246 | 769246 | 779246 | 419024 | 419034 | 532132 |
| 7 | 773237 | 776237 | 769237 | 779237 | 419023 | 419033 | 532131 |
| 7 | 773247 | 776247 | 769247 | 779247 | 419024 | 419034 | 532132 |
| 3 | 773233 | 776233 | 769233 | 779233 | 419023 | 419033 | 532131 |
| 4 | 773324 | 776324 | 769324 | 779324 | 419025 | 419035 | 532132 |
| 4 | 773334 | 776334 | 769334 | 779334 | 419025 | 419035 | 532132 |
| 4 | 773344 | 776344 | 769344 | 779344 | 419025 | 419035 | 532132 |
| 6 | 773326 | 776326 | 769326 | 779326 | 419025 | 419035 | 532132 |
| 9 | 773339 | 776339 | 769339 | 779339 | 419025 | 419035 | 532132 |
| 9 | 773349 | 776349 | 769349 | 779349 | 419025 | 419035 | 532132 |
| 9 | 773329 | 776329 | 769329 | 779329 | 419025 | 419035 | 532132 |
| 6 | 773336 | 776336 | 769336 | 779336 | 419025 | 419035 | 532132 |
| 6 | 773346 | 776346 | 769346 | 779346 | 419025 | 419035 | 532132 |
| 7 | 773337 | 776337 | 769337 | 779337 | 419025 | 419035 | 532132 |
| 7 | 773347 | 776347 | 769347 | 779347 | 419025 | 419035 | 532132 |
| 4 | | | 769424 | 779424 | 419026 | 419036 | 532133 |
| 4 | 773434 | 776434 | 769434 | 779434 | 419026 | 419036 | 532133 |
| 4 | 773444 | 776444 | 769444 | 779444 | 419026 | 419036 | 532133 |
| 6 | | | 769426 | 779426 | 419026 | 419036 | 532133 |
| 9 | 773439 | 776439 | 769439 | 779439 | 419026 | 419036 | 532133 |
| 9 | 773449 | 776449 | 769449 | 779449 | 419026 | 419036 | 532133 |
| 9 | | | 769429 | 779429 | 419026 | 419036 | 532133 |
| 6 | 773436 | 776436 | 769436 | 779436 | 419026 | 419036 | 532133 |
| 6 | 773446 | 776446 | 769446 | 779446 | 419026 | 419036 | 532133 |
| 7 | 773437 | 776437 | 769437 | 779437 | 419026 | 419036 | 532133 |
| 7 | 773447 | 776447 | 769447 | 779447 | 419026 | 419036 | 532133 |



Plug and socket inserts can be installed:

- on straight or angled panel-mounted flanges.
- on the boxes by using straight or angled flanges to achieve 65° or 85° angled connections and reduce overall dimensions.

MULTIMAX





MULTIMAX

Quick-mounting mobile plugs and socket-outlets

ADVANTAGES



1

A simple click to fix the body to the grip. This internationally patented system makes the connection easier and safer.

The tear-proof cable clamping is achieved with special hooks with a particular reverse grip system which counteracts the tensile force with an equal and opposite reaction.

2



3

The MULTIMAX plug grip integrates an automatic cable gland locking system that protects against accidental disconnections. The cable gland can be easily unlocked by lifting the locking arm.

The black colour series has been specially designed for the entertainment, film and HI-FI industries. Here, too, you will find all the advantages of MULTIMAX.

4





MULTIMAX

Quick-mounting mobile plugs and socket-outlets



| | |
|-------------------------------|--|
| Body material | Technopolymer |
| Contacts material | Brass |
| Pin treatment | Nickel plating (IP67) |
| Colour | RAL 7042 Traffic grey RAL 7021 Black grey |
| Protection rating | IP44 - IP67 |
| Impact resistance | IK07 |
| Glow Wire Test | 850°C |
| Flammability class | V-2 |
| Ambient operating temperature | -25°C - +50°C |
| Ambient storage temperature | -30°C - +70°C |
| Rated current | 16A - 32A - 63A |
| Operating voltage | 110V - 400V |
| Insulation voltage | 400V |
| Operating frequency | 50/60Hz |
| Terminal type | Direct clamping |



DIRECTIVES

2014/35/EU (LVD)
2011/65/EU (RoHS)
2012/19/EU (WEEE)

PRODUCT STANDARDS

IEC/EN 60309-1
IEC/EN 60309-2
IEC/EN 63000

Cable features:

| Rated current (A) | Poles | Entry cable diameter (mm) | Entry cable cross-section (mm ²) |
|-------------------|--------|---------------------------|--|
| 16 | 2P+⊕ | 8 - 13 | 1 - 6 |
| | 3P+⊕ | 8.5 - 14 | |
| | 3P+N+⊕ | 10 - 15.5 | |
| 32 | 2P+⊕ | 11 - 17.5 | 2.5 - 10 |
| | 3P+⊕ | 12 - 19.5 | |
| | 3P+N+⊕ | 14 - 21.5 | |
| 63 | 2P+⊕ | 16 - 26 | 4 - 25 |
| | 3P+⊕ | 18.5 - 29 | |
| | 3P+N+⊕ | 20 - 31.5 | |



MULTIMAX

Quick-mounting mobile plugs and socket-outlets

ASSEMBLY INSTRUCTIONS



For quick and easy installation, scan the QR code.





MULTIMAX

Quick-mounting mobile plugs and socket-outlets



Straight mobile plugs
quick-mounting
50/60Hz IP44

| Rated current (A) | Rated voltage (V) | Voltage colour | Poles | h ref. | Palazzoli code | Pack Qty |
|-------------------|-------------------|----------------|--------|--------|----------------|---------------|
| 16 | 110 | Yellow | 2P+≐ | 4 | 700124 | 10 |
| | 110 | Yellow | 3P+≐ | 4 | 700134 | 5 |
| | 110 | Yellow | 3P+N+≐ | 4 | 700144 | 5 |
| | 230 | Blue | 2P+≐ | 6 | 700126 | 40 |
| | 230 | Blue | 3P+≐ | 9 | 700139 | 5 |
| | 230 | Blue | 3P+N+≐ | 9 | 700149 | 5 |
| | 400 | Red | 2P+≐ | 9 | 700129 | 5 |
| | 400 | Red | 3P+≐ | 6 | 700136 | 30 |
| | 400 | Red | 3P+N+≐ | 6 | 700146 | 20 |
| | 32 | 110 | Yellow | 2P+≐ | 4 | 700224 |
| 110 | | Yellow | 3P+≐ | 4 | 700234 | 5 |
| 110 | | Yellow | 3P+N+≐ | 4 | 700244 | 5 |
| 230 | | Blue | 2P+≐ | 6 | 700226 | 5 |
| 230 | | Blue | 3P+≐ | 9 | 700239 | 5 |
| 230 | | Blue | 3P+N+≐ | 9 | 700249 | 5 |
| 400 | | Red | 2P+≐ | 9 | 700229 | 5 |
| 400 | | Red | 3P+≐ | 6 | 700236 | 20 |
| 400 | | Red | 3P+N+≐ | 6 | 700246 | 20 |

Features: all products are packed separately.



Straight mobile socket-outlets
quick-mounting
50/60Hz IP44

| Rated current (A) | Rated voltage (V) | Voltage colour | Poles | h ref. | Palazzoli code | Pack Qty |
|-------------------|-------------------|----------------|--------|--------|----------------|---------------|
| 16 | 110 | Yellow | 2P+≐ | 4 | 720124 | 5 |
| | 110 | Yellow | 3P+≐ | 4 | 720134 | 5 |
| | 110 | Yellow | 3P+N+≐ | 4 | 720144 | 5 |
| | 230 | Blue | 2P+≐ | 6 | 720126 | 30 |
| | 230 | Blue | 3P+≐ | 9 | 720139 | 5 |
| | 230 | Blue | 3P+N+≐ | 9 | 720149 | 5 |
| | 400 | Red | 2P+≐ | 9 | 720129 | 5 |
| | 400 | Red | 3P+≐ | 6 | 720136 | 20 |
| | 400 | Red | 3P+N+≐ | 6 | 720146 | 20 |
| | 32 | 110 | Yellow | 2P+≐ | 4 | 720224 |
| 110 | | Yellow | 3P+≐ | 4 | 720234 | 5 |
| 110 | | Yellow | 3P+N+≐ | 4 | 720244 | 5 |
| 230 | | Blue | 2P+≐ | 6 | 720226 | 5 |
| 230 | | Blue | 3P+≐ | 9 | 720239 | 5 |
| 230 | | Blue | 3P+N+≐ | 9 | 720249 | 5 |
| 400 | | Red | 2P+≐ | 9 | 720229 | 5 |
| 400 | | Red | 3P+≐ | 6 | 720236 | 15 |
| 400 | | Red | 3P+N+≐ | 6 | 720246 | 15 |

Features: all products are packed separately.

MULTIMAX

Mobile plugs and socket-outlets for entertainment



Straight mobile plugs
quick-mounting
black colour
50/60Hz IP44

| Rated current (A) | Rated voltage (V) | Voltage colour | Poles | h ref. | Palazzoli code | Pack Qty |
|-------------------|-------------------|----------------|--------|--------|----------------|----------|
| 16 | 110 | Yellow | 2P+≐ | 4 | 705124 | 10 |
| | 230 | Blue | 2P+≐ | 6 | 705126 | 10 |
| | 400 | Red | 3P+≐ | 6 | 705136 | 10 |
| | 400 | Red | 3P+N+≐ | 6 | 705146 | 10 |
| 32 | 230 | Blue | 2P+≐ | 6 | 705226 | 5 |
| | 400 | Red | 3P+≐ | 6 | 705236 | 5 |
| | 400 | Red | 3P+N+≐ | 6 | 705246 | 5 |

Features: all products are packed separately.



Straight mobile socket-outlets
quick-mounting
black colour
50/60Hz IP44

| Rated current (A) | Rated voltage (V) | Voltage colour | Poles | h ref. | Palazzoli code | Pack Qty |
|-------------------|-------------------|----------------|--------|--------|----------------|----------|
| 16 | 110 | Yellow | 2P+≐ | 4 | 725124 | 10 |
| | 230 | Blue | 2P+≐ | 6 | 725126 | 10 |
| | 400 | Red | 3P+≐ | 6 | 725136 | 10 |
| | 400 | Red | 3P+N+≐ | 6 | 725146 | 10 |
| 32 | 230 | Blue | 2P+≐ | 6 | 725226 | 5 |
| | 400 | Red | 3P+≐ | 6 | 725236 | 5 |
| | 400 | Red | 3P+N+≐ | 6 | 725246 | 5 |

Features: all products are packed separately.



MULTIMAX

Quick-mounting mobile plugs and socket-outlets



Straight mobile plugs
quick-mounting
50/60Hz IP67

| Rated current (A) | Rated voltage (V) | Voltage colour | Poles | h ref. | Palazzoli code | Pack Qty |
|-------------------|-------------------|----------------|--------|--------|----------------|----------|
| 16 | 110 | Yellow | 2P+⊕ | 4 | 710124 | 10 |
| | 230 | Blue | 2P+⊕ | 6 | 710126 | 30 |
| | 400 | Red | 3P+⊕ | 6 | 710136 | 20 |
| | 400 | Red | 3P+N+⊕ | 6 | 710146 | 15 |
| 32 | 110 | Yellow | 2P+⊕ | 4 | 710224 | 6 |
| | 230 | Blue | 2P+⊕ | 6 | 710226 | 6 |
| | 400 | Red | 3P+⊕ | 6 | 710236 | 15 |
| | 400 | Red | 3P+N+⊕ | 6 | 710246 | 10 |

Features: all products are packed separately.



Straight mobile plugs
quick-mounting
50/60Hz IP67

| Rated current (A) | Rated voltage (V) | Voltage colour | Poles | h ref. | Palazzoli code | Pack Qty |
|-------------------|-------------------|----------------|--------|--------|----------------|----------|
| 63 | 230 | Blue | 2P+⊕ | 6 | 710326 | 2 |
| | 400 | Red | 3P+⊕ | 6 | 710336 | 5 |
| | 400 | Red | 3P+N+⊕ | 6 | 710346 | 5 |

Features: all products are packed separately.



Straight mobile plugs
quick-mounting
with phase inverter
50/60Hz IP67

| Rated current (A) | Rated voltage (V) | Voltage colour | Poles | h ref. | Palazzoli code | Pack Qty |
|-------------------|-------------------|----------------|--------|--------|----------------|----------|
| 16 | 400 | Red | 3P+⊕ | 6 | 710156 | 1 |
| | 400 | Red | 3P+N+⊕ | 6 | 710166 | 1 |
| 32 | 400 | Red | 3P+⊕ | 6 | 710256 | 1 |
| | 400 | Red | 3P+N+⊕ | 6 | 710266 | 1 |

Features: all products are packed separately.



Straight mobile socket-outlets
quick-mounting
50/60Hz IP67

| Rated current (A) | Rated voltage (V) | Voltage colour | Poles | h ref. | Palazzoli code | Pack Qty |
|-------------------|-------------------|----------------|--------|--------|----------------|----------|
| 16 | 110 | Yellow | 2P+⊕ | 4 | 730124 | 10 |
| | 230 | Blue | 2P+⊕ | 6 | 730126 | 20 |
| | 400 | Red | 3P+⊕ | 6 | 730136 | 15 |
| | 400 | Red | 3P+N+⊕ | 6 | 730146 | 15 |
| 32 | 110 | Yellow | 2P+⊕ | 4 | 730224 | 6 |
| | 230 | Blue | 2P+⊕ | 6 | 730226 | 6 |
| | 400 | Red | 3P+⊕ | 6 | 730236 | 10 |
| | 400 | Red | 3P+N+⊕ | 6 | 730246 | 10 |

Features: all products are packed separately.



Straight mobile socket-outlets
quick-mounting
50/60Hz IP67

| Rated current (A) | Rated voltage (V) | Voltage colour | Poles | h ref. | Palazzoli code | Pack Qty |
|-------------------|-------------------|----------------|--------|--------|----------------|----------|
| 63 | 230 | Blue | 2P+⊕ | 6 | 730326 | 2 |
| | 400 | Red | 3P+⊕ | 6 | 730336 | 5 |
| | 400 | Red | 3P+N+⊕ | 6 | 730346 | 5 |

Features: all products are packed separately.



MULTIPLAY

Multipliers and adaptors for temporary installations

| | |
|--------------------------------------|---------------------------------------|
| Body material | Thermoplastic |
| Contacts material | Brass |
| Pin treatment | Nickel plating |
| Colour | RAL 7042 Traffic grey |
| Protection rating | IP67 (multipliers) IP20 (adaptors) |
| Impact resistance | IK07 |
| Resistance to abnormal heat and fire | 850°C |
| Flammability class | V-2 |
| Ambient operating temperature | -25°C - +50°C |
| Ambient storage temperature | -30°C - +70°C |
| Rated current | 16A - 32A |
| Operating voltage | 230V - 400V |
| Insulation voltage | 400V |
| Operating frequency | 50/60Hz |



DIRECTIVES

2014/35/EU (LVD)
2011/65/EU (RoHS)
2012/19/EU (WEEE)

PRODUCT STANDARDS

IEC/EN 60309-1
IEC/EN 60309-2
IEC/EN 63000
EN 50250
IEC 23-50



2-outlet mobile multipliers with 16A industrial plug 50/60Hz IP67

| Rated current (A) | Rated voltage (V) | Voltage colour | Poles | h ref. | Palazzoli code | Pack Qty |
|-------------------|-------------------|----------------|--------|--------|----------------|----------|
| 16 | 230 | ■ | 2P+≐ | 6 | 752126 | 1 |
| | 400 | ■ | 3P+≐ | 6 | 752136 | 1 |
| | 400 | ■ | 3P+N+≐ | 6 | 752146 | 1 |



3-outlet mobile multipliers with 16A/32A industrial plug 50/60Hz IP67

| Rated current (A) | Rated voltage (V) | Voltage colour | Poles | h ref. | Palazzoli code | Pack Qty |
|-------------------|-------------------|----------------|--------|--------|----------------|----------|
| 16 | 230 | ■ | 2P+≐ | 6 | 753126 | 1 |
| | 400 | ■ | 3P+≐ | 6 | 753136 | 1 |
| | 400 | ■ | 3P+N+≐ | 6 | 753146 | 1 |
| 32 | 400 | ■ | 3P+≐ | 6 | 753236 | 1 |



System adaptors with 16A industrial plug and domestic sockets 50/60Hz IP20

| Rated current (A) | Rated voltage (V) | Poles | h ref. | Domestic socket side | Palazzoli code | Pack Qty |
|-------------------|-------------------|-------|--------|---|----------------|----------|
| 16 | 230 | 2P+≐ | 6 | 2 sockets 2P+≐ 10/16A bivalent P17/11 | 740002 | 10 |
| 16 | 230 | 2P+≐ | 6 | 1 socket 2P+≐ 10/16A bivalent P17/11 + Schuko P30 | 740001 | 10 |
| 13 | 250 | 2P+≐ | 6 | standard BS1363-1995 | 740003 | 10 |



System adaptors with S17 domestic plug and 16A industrial socket-outlet 50/60Hz IP20

| Rated current (A) | Rated voltage (V) | Poles | h ref. | Domestic plug side | Palazzoli code | Pack Qty |
|-------------------|-------------------|-------|--------|--------------------|----------------|----------|
| 16 | 230 | 2P+≐ | 6 | 2P+≐ 16A S17 | 740101 | 10 |



SPIN

Mobile rubber plugs and sockets for domestic installations

| | |
|--------------------------------------|------------------------------------|
| Body material | Shockproof rubber Technopolymer |
| Contacts material | Brass |
| Pin treatment | Nickel plating |
| Colour | RAL 5015 Sky blue |
| Protection rating | IP44 - IP20 |
| Impact resistance | IK10 (rubber) |
| Resistance to abnormal heat and fire | 850°C (insert) |
| Flammability class | V-0 (insert) |
| Ambient operating temperature | -25°C - +50°C |
| Ambient storage temperature | -30°C - +70°C |
| Rated current | 16A |
| Operating voltage | 250V |
| Operating frequency | 50/60Hz |
| Terminal type | Screw type, direct clamping |



DIRECTIVES

2001/95/CE
2011/65/EU (RoHS)
2012/19/EU (WEEE)

PRODUCT STANDARDS

IEC 23-50
IEC 60884-1
IEC/EN 63000



Straight mobile domestic plug in shockproof rubber IP44

| Rated current (A) | Rated voltage (V) | Poles | Type | Palazzoli code | Pack Qty |
|-------------------|-------------------|-------|------|----------------|----------|
| 16 | 250 | 2P+⊕ | S30 | 437012 | 10 |

Features: cable entry hole Ø 11.5 mm. IP44 with plug inserted.



90° angled mobile domestic plug in shockproof rubber IP44

| Rated current (A) | Rated voltage (V) | Poles | Type | Palazzoli code | Pack Qty |
|-------------------|-------------------|-------|------|----------------|----------|
| 16 | 250 | 2P+⊕ | S30 | 437022 | 10 |

Features: cable entry hole Ø 11.5 mm. IP44 with plug inserted.



Straight mobile domestic socket in shockproof rubber for the German market IP44

| Rated current (A) | Rated voltage (V) | Poles | Type | Palazzoli code | Pack Qty |
|-------------------|-------------------|-------|------|----------------|----------|
| 16 | 250 | 2P+⊕ | P30 | 433052 | 10 |

Features: cable entry hole Ø 11.5 mm. IP44 with plug inserted. Only suitable for markets with German standard.



Straight mobile domestic plug in technopolymer IP20

| Rated current (A) | Rated voltage (V) | Poles | Type | Palazzoli code | Pack Qty |
|-------------------|-------------------|-------|------|----------------|----------|
| 16 | 250 | 2P+⊕ | S30 | 437152 | 10 |

Features: cable entry hole Ø 11.5 mm. IP44 with sleeve code 590021.

Technical accessories:



page 209

TOPTER





TOPTER

Flush- and wall-mounted fixed socket-outlets

ADVANTAGES



The flange is reinforced with ribs on the back. This enables the product to be more resistant to mechanical stress and allows for increased gasket adherence.

The IP rating is guaranteed over time.

For industrial automation applications, or in any situation where additional electrical protection is required, the sockets can be equipped with an auxiliary signalling contact, activated by plug insertion and removal.



The TOPTER system offers the possibility to complete the system with a series of DOMOTER domestic sockets that can be installed with watertight covers, even when the plug is connected.

The broad range of boxes and boards available provides the ideal solution for any installation need.





TOPTER

Flush- and wall-mounted fixed socket-outlets



| | |
|--------------------------------------|-------------------------------------|
| Body material | Technopolymer |
| Contacts material | Brass |
| Colour | RAL 7035 Light grey |
| Protection rating | IP44 - IP66/IP67 |
| Impact resistance | IK08 |
| Resistance to abnormal heat and fire | 850°C (insert) 650°C (enclosure) |
| Flammability class | V-2 (insert) HB (enclosure) |
| Ambient operating temperature | -25°C - +50°C |
| Ambient storage temperature | -30°C - +70°C |
| Rated current | 16A - 32A - 63A |
| Operating voltage | 110V - 440V |
| Insulation voltage | 690V |
| Operating frequency | 50/60Hz |
| Terminal type | Indirect clamping |



DIRECTIVES

2014/35/EU (LVD)
2011/65/EU (RoHS)
2012/19/EU (WEEE)

PRODUCT STANDARDS

IEC/EN 60309-1
IEC/EN 60309-2
IEC/EN 63000

Cable features:

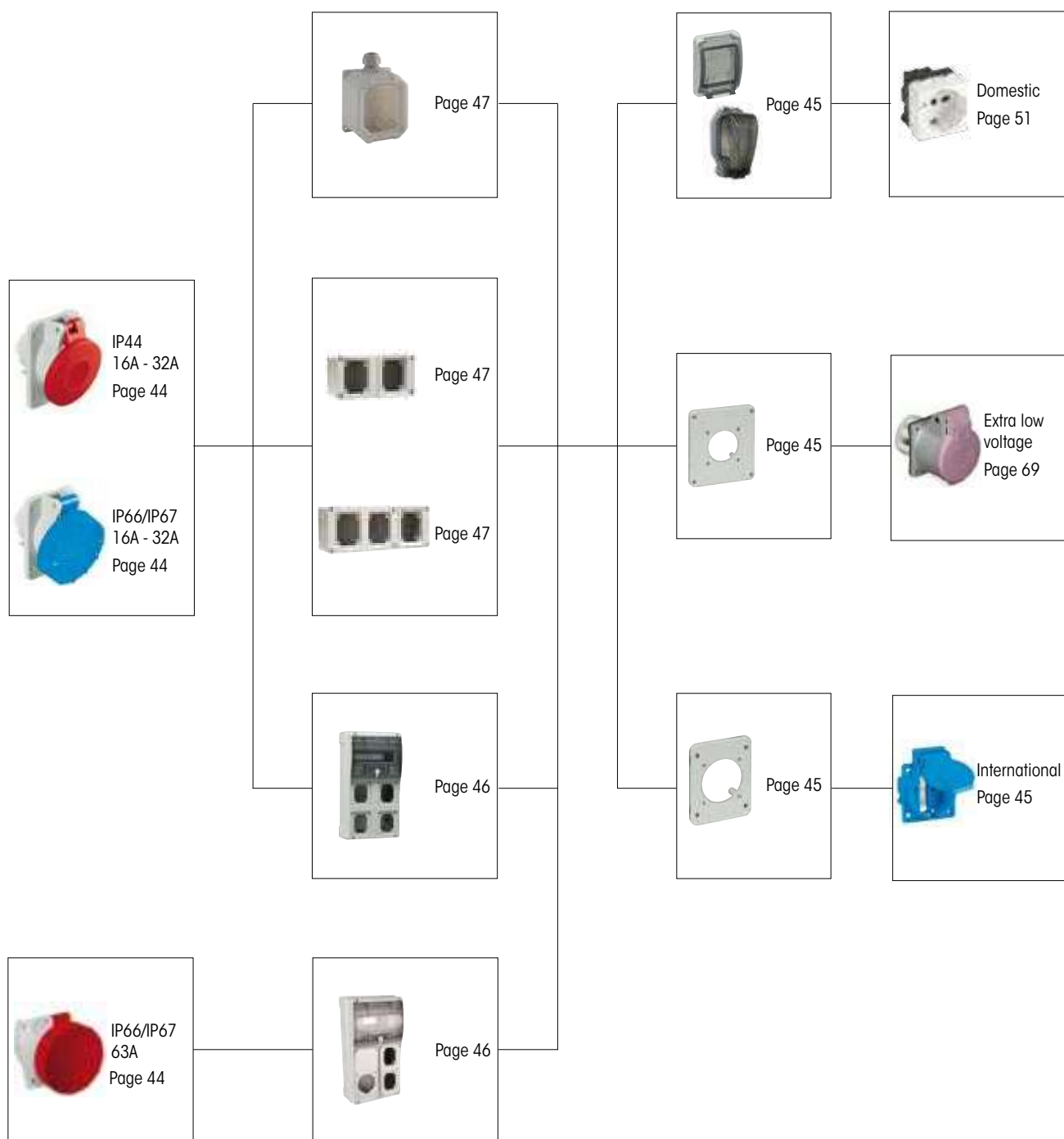
| Rated current (A) | Poles | Wall-mounted socket-outlets entry threading | Wall-mounted socket-outlets entry cable diameter (mm) | Entry cable cross-section (mm ²) |
|-------------------|--------|---|---|--|
| 16 | 2P+⊕ | M25 | 14-18 | 1 - 2.5 |
| | 3P+⊕ | | | |
| | 3P+N+⊕ | | | |
| 32 | 2P+⊕ | M25 | 14-18 | 2.5 - 6 |
| | 3P+⊕ | | | |
| | 3P+N+⊕ | | | |
| 63 | 2P+⊕ | M40 | 24-28 | 4 - 25 |
| | 3P+⊕ | | | |
| | 3P+N+⊕ | | | |



TOPTER

Flush- and wall-mounted fixed socket-outlets

MODULARITY



EASY COMPOSER

Software for the design and cost estimate of distribution boards.

- ✓ Select the distribution board
- ✓ Compose your distribution board
- ✓ Calculate the cost estimate
- ✓ Download the certificates





TOPTER

Flush- and wall-mounted fixed socket-outlets

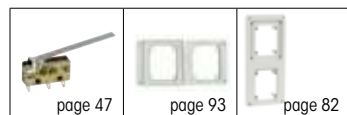


15° angled
flush-mounted socket-outlets
50/60Hz IP44

| Rated current (A) | Rated voltage (V) | Flange dimensions (mm) | Voltage colour | Poles | h ref. | Palazzoli code | Pack Qty |
|-------------------|-------------------|------------------------|----------------|--------|--------|----------------|---------------|
| 16 | 110 | 65 x 83 | Yellow | 2P+⊕ | 4 | 488124 | 1 |
| | 110 | 65 x 83 | Yellow | 3P+⊕ | 4 | 488134 | 1 |
| | 110 | 88 x 100 | Yellow | 3P+N+⊕ | 4 | 488144 | 1 |
| | 230 | 65 x 83 | Blue | 2P+⊕ | 6 | 488126 | 10 |
| | 230 | 65 x 83 | Blue | 3P+⊕ | 9 | 488139 | 1 |
| | 230 | 88 x 100 | Blue | 3P+N+⊕ | 9 | 488149 | 1 |
| | 400 | 65 x 83 | Red | 2P+⊕ | 9 | 488129 | 1 |
| | 400 | 65 x 83 | Red | 3P+⊕ | 6 | 488136 | 10 |
| | 400 | 88 x 100 | Red | 3P+N+⊕ | 6 | 488146 | 10 |
| | 32 | 110 | 88 x 100 | Yellow | 2P+⊕ | 4 | 488224 |
| 110 | | 88 x 100 | Yellow | 3P+⊕ | 4 | 488234 | 1 |
| 110 | | 88 x 100 | Yellow | 3P+N+⊕ | 4 | 488244 | 1 |
| 230 | | 88 x 100 | Blue | 2P+⊕ | 6 | 488226 | 5 |
| 230 | | 88 x 100 | Blue | 3P+⊕ | 9 | 488239 | 1 |
| 230 | | 88 x 100 | Blue | 3P+N+⊕ | 9 | 488249 | 1 |
| 400 | | 88 x 100 | Red | 2P+⊕ | 9 | 488229 | 1 |
| 400 | | 88 x 100 | Red | 3P+⊕ | 6 | 488236 | 5 |
| 400 | | 88 x 100 | Red | 3P+N+⊕ | 6 | 488246 | 5 |

Features: 1 auxiliary contact for plug inserted signal can be fitted; flanges reinforced with ribs.

Technical accessories:

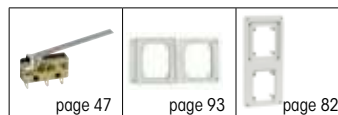


15° angled
flush-mounted socket-outlets
50/60Hz IP66/IP67

| Rated current (A) | Rated voltage (V) | Flange dimensions (mm) | Voltage colour | Poles | h ref. | Palazzoli code | Pack Qty |
|-------------------|-------------------|------------------------|----------------|--------|--------|----------------|---------------|
| 16 | 110 | 65 x 83 | Yellow | 2P+⊕ | 4 | 489124 | 1 |
| | 110 | 65 x 83 | Yellow | 3P+⊕ | 4 | 489134 | 1 |
| | 110 | 88 x 100 | Yellow | 3P+N+⊕ | 4 | 489144 | 1 |
| | 230 | 65 x 83 | Blue | 2P+⊕ | 6 | 489126 | 10 |
| | 230 | 65 x 83 | Blue | 3P+⊕ | 9 | 489139 | 1 |
| | 230 | 88 x 100 | Blue | 3P+N+⊕ | 9 | 489149 | 1 |
| | 400 | 65 x 83 | Red | 2P+⊕ | 9 | 489129 | 1 |
| | 400 | 65 x 83 | Red | 3P+⊕ | 6 | 489136 | 10 |
| | 400 | 88 x 100 | Red | 3P+N+⊕ | 6 | 489146 | 10 |
| | 32 | 110 | 88 x 100 | Yellow | 2P+⊕ | 4 | 489224 |
| 110 | | 88 x 100 | Yellow | 3P+⊕ | 4 | 489234 | 1 |
| 110 | | 88 x 100 | Yellow | 3P+N+⊕ | 4 | 489244 | 1 |
| 230 | | 88 x 100 | Blue | 2P+⊕ | 6 | 489226 | 5 |
| 230 | | 88 x 100 | Blue | 3P+⊕ | 9 | 489239 | 1 |
| 230 | | 88 x 100 | Blue | 3P+N+⊕ | 9 | 489249 | 1 |
| 400 | | 88 x 100 | Red | 2P+⊕ | 9 | 489229 | 1 |
| 400 | | 88 x 100 | Red | 3P+⊕ | 6 | 489236 | 5 |
| 400 | | 88 x 100 | Red | 3P+N+⊕ | 6 | 489246 | 5 |
| 380/440 | | 88 x 100 | Red | 3P+⊕ | 3 | 489233 | 1 |

Features: 1 auxiliary contact for plug inserted signal can be fitted; flanges reinforced with ribs.


Technical accessories:



15° angled
flush-mounted socket-outlets
50/60Hz IP66/IP67

| Rated current (A) | Rated voltage (V) | Flange dimensions (mm) | Voltage colour | Poles | h ref. | Palazzoli code | Pack Qty |
|-------------------|-------------------|------------------------|----------------|--------|--------|----------------|----------|
| 63 | 230 | 100x100 | Blue | 2P+⊕ | 6 | 489326 | 2 |
| | 400 | 100x100 | Red | 3P+⊕ | 6 | 489336 | 2 |
| | 400 | 100x100 | Red | 3P+N+⊕ | 6 | 489346 | 2 |

Technical accessories:





TOPTER

Flush- and wall-mounted fixed socket-outlets



Flange for mounting a fixed flush-mounted socket-outlet on a distribution board, extra low voltage IP66/IP67

| Flange dimensions (mm) | Mountable sockets | Fixing holes spacing (mm) | Palazzoli code | Pack Qty |
|------------------------|-----------------------|---------------------------|----------------|----------|
| 88x100 | Extra low voltage CEE | 41x41 | 579849 | 1 |

Equipment included: bag with 4 stainless steel screws for fixing the socket.

Technical accessories:



page 69

page 69



Flange for mounting one 50x50 mm international domestic socket in a distribution board IP54

| Flange dimensions (mm) | Mountable sockets | Fixing holes spacing (mm) | Palazzoli code | Pack Qty |
|------------------------|---------------------------------|---------------------------|----------------|----------|
| 65x83 | panel-mounted with flange 50x50 | 38x38 | 579848 | 1 |

Equipment included: bag with 4 stainless steel screws for fixing the socket.



Flush-mounted international domestic sockets, dimensions 50x50 IP54

| Rated current (A) | Rated voltage (V) | Standard | Flange dimensions (mm) | Nation | Palazzoli code | Pack Qty |
|-------------------|-------------------|----------|------------------------|----------------|----------------|----------|
| 16 | 250 | DIN49440 | 50x50 | Germany | 579845 | 10 |
| 16 | 250 | DIN49440 | 50x50 | Ita/Pol/Hun | 579830 | 10 |
| 13 | 250 | BS1363 | 50x50 | United Kingdom | 579831 | 10 |
| 16 | 250 | CEE 7/V | 50x50 | BE/FR/CZ | 579832 | 10 |

Features: code 579830 with protected receptacles.




Schuko bivalent domestic socket P17/P30 with cap for distribution boards IP66

| Description | Flange dimensions (mm) | Pitch | Type | Palazzoli code | Pack Qty |
|--|------------------------|-------|---------|----------------|----------|
| flange with domestic socket 2P+ \neq 10/16A 230V | 65 x 83 | 19 | P17/P30 | 579840 | 5 |

Notes: code 579840 is obtained from code 579847 + code 630052.

Technical accessories:



page 93

page 82



Universal cap for mounting domoTER domestic sockets in a distribution board IP66


| Flange dimensions (mm) | No. of installable modules | Palazzoli code | Pack Qty |
|------------------------|----------------------------|----------------|----------|
| 65 x 83 | 2 | 579847 | 10 |



Watertight cap for plugged-in plug for mounting domoTER domestic sockets in a distribution board IP66

| Flange dimensions (mm) | No. of installable modules | Palazzoli code | Pack Qty |
|------------------------|----------------------------|----------------|----------|
| 65 x 83 | 2 | 579860 | 1 |

Technical accessories:




page 51

page 93

page 82

Recommended use of cap 579860 with topTER distribution boards





TOPTER

Flush- and wall-mounted fixed socket-outlets



Distribution boards with transparent window for the installation of topTER devices IP66

| | Shape | Installable sockets | Max. no. with flange 65x83 | Max. no. with flange 88x100 | Power dissipation (W) | Palazzoli code | Pack Qty |
|------------|-------|---------------------|----------------------------|-----------------------------|-----------------------|----------------|----------|
| 5 modules | | 2 | 2 | 2 | 22 | 579822 | 1 |
| 5 modules | | 3 | 3 | 1 | 22 | 579823 | 1 |
| 10 modules | | 4 | 4 | 4* | 40 | 579824 | 1 |
| 16 modules | | 6 | 6 | 6* | 56 | 579826 | 1 |
| 22 modules | | 8 | 8 | 8* | 70 | 579828 | 1 |

Equipment included: DIN rail kit with adjustable supports. Cable clips. Screw cover caps for double insulation. Module cover layouts. Stainless steel screws for mounting the sockets. Finishing frames for compact socket-outlets. Hinge kit for door opening.
 1 closing flange, code 579824
 2 closing flanges, code 579826
 2 closing flanges, code 579828
Features: padlockable modular door. Suitable for horizontal and vertical assembly. Suitable for temporary mounting.
***Notes:** 16A 3P+N+⊕ to 32A 3P+N+⊕ socket-outlets can be mounted only in the lower compartment of the distribution board.

Technical accessories:




Distribution boards with transparent window for the installation of topTER devices and one 63A socket-outlet IP66

| | Shape | Installable sockets | Max. no. with flange 65x83 | Max. no. with flange 88x100 | Max. no. with flange 100x100 | Power dissipation (W) | Palazzoli code | Pack Qty |
|------------|-------|---------------------|----------------------------|-----------------------------|------------------------------|-----------------------|----------------|----------|
| 10 modules | | 3 | 2 | 1 | 1 | 40 | 579863 | 1 |
| 16 modules | | 5 | 4 | 2 | 1 | 56 | 579865 | 1 |

Equipment included: DIN rail kit with adjustable supports, cable holders, screw cover caps for double insulation, module covers, hinge kit for door opening. Stainless steel screws for mounting the sockets. Finishing frames for compact socket-outlets. No. 1 closing flange, code 579865
Characteristics: padlockable modular door. Suitable for horizontal and vertical assembly. Suitable for temporary mounting.
Notes: 16A 3P+N+⊕ to 32A 3P+N+⊕ sockets can be mounted only in the lower compartment of the distribution board.

Technical accessories:



DIN rail kit for topTER distribution boards

| No. of DIN modules | For distribution boards code | Palazzoli code | Pack Qty |
|--------------------|------------------------------|----------------|----------|
| 10 | 579742 - 579824 | 579852 | 1 |
| 16 | 579743 - 579826 | 579853 | 1 |
| 22 | 579744 - 579828 | 579854 | 1 |

Equipment included: adjustable supports, 2 cable holders and fixing screws.
Features: allows DIN modules to be mounted behind the socket holding compartments.



TOPTER

Flush- and wall-mounted fixed socket-outlets



Back boxes for wall-mounting of topTER devices IP66/IP67

| Entry type | Dimensions (mm) | For flange with dimensions | Palazzoli code | Pack Qty |
|------------|-----------------|----------------------------|----------------|----------|
| M25 | 84 x 100 | 65 x 83 | 579750 | 1 |
| M25 | 106 x 128 | 88 x 100 | 579751 | 1 |

Equipment included: cable gland. Stainless steel screws for mounting the sockets. Finishing frames for compact socket-outlets.



Closing flange for topTER distribution boards IP66/IP67

| Flange dimensions (mm) | Palazzoli code | Pack Qty |
|------------------------|----------------|----------|
| 65x83 | 579843 | 1 |
| 88x100 | 579842 | 1 |

Uses: allows closing off the seats of unused sockets.



Back boxes for wall mounting of 2 topTER devices IP55

| Dimensions (mm) | Total installable devices | Max. No. with 65x83 flange | Max. No. with 88x100 flange | Palazzoli code | Pack Qty |
|-----------------|---------------------------|----------------------------|-----------------------------|----------------|----------|
| 103x206 | 2 | 2 | 1 | 579702 | 1 |

Equipment included: stainless steel screws for mounting the sockets. Finishing frames for compact socket-outlets.



Equipotential bars for earth connection

| No. of holes | Connection Type | Palazzoli code | Pack Qty |
|--------------|---|----------------|----------|
| 4 | M5 screws for wire ends up to 25mm ² | 579013 | 1 |
| 10 | | 579014 | 1 |

Equipment included: connection screws and fixing brackets.

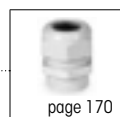


Back boxes for wall mounting of 3 topTER devices IP55

| Dimensions (mm) | Total installable devices | Max. No. with 65x83 flange | Max. No. with 88x100 flange | Palazzoli code | Pack Qty |
|-----------------|---------------------------|----------------------------|-----------------------------|----------------|----------|
| 116x291 | 3 | 3 | 1 | 579703 | 1 |

Equipment included: stainless steel screws for mounting the sockets. Finishing frames for compact socket-outlets.

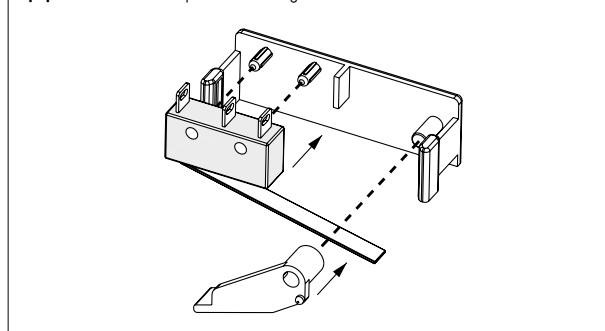
Technical accessories:



NO+NC auxiliary contact for plug inserted signalling

| For sockets | Palazzoli code | Pack Qty |
|---|----------------|----------|
| topTER fixed and interlocked socket-outlets | 579850 | 1 |

Equipment included: adaptor for mounting on fixed sockets.





TOPTER

Flush- and wall-mounted fixed socket-outlets



Module covers

| No. of DIN modules | For distribution boards | Palazzoli code | Pack Qty |
|--------------------|---|----------------|----------|
| 2 | all topTER, PRIMA, ULYSSE, TAIS and TAIS Cube distribution boards | 579904 | 20 |

Uses: allows unused modules, to be covered to achieve the IP40 protection rating.



Pair of stainless steel plates for wall mounting of topTER and PRIMA distribution boards

| For distribution boards | Palazzoli code | Pack Qty |
|--|----------------|----------|
| all topTER and PRIMA distribution boards | 579012 | 10 |



Coupling fitting with Pg threading for topTER distribution boards IP66

| Pg | Mounting hole (mm) | For cable Ø (mm) | Palazzoli code | Pack Qty |
|----|--------------------|------------------|----------------|----------|
| 21 | 29 | 21 | 580250 | 1 |



Universal support for topTER, PRIMA and Energy Go distribution boards

| For distribution boards | Palazzoli code | Pack Qty |
|-------------------------|----------------|----------|
| width 239 mm and above | 570010 | 1 |



Transportation handles

| For distribution boards | Palazzoli code | Pack Qty |
|-------------------------|----------------|----------|
| all distribution boards | 579011 | 1 |

COMPACT PANEL-MOUNTED SOCKETS



15° angled flush-mounted socket-outlets with mini flange 50/60Hz IP44

| Rated current (A) | Rated voltage (V) | Flange dimensions (mm) | Voltage colour | Poles | h ref. | Palazzoli code | Pack Qty |
|-------------------|-------------------|------------------------|----------------|-------|--------|----------------|----------|
| 16 | 110 | 60 x 60 | ● | 2P+⊕ | 4 | 488114 | 10 |
| | 230 | 60 x 60 | ● | 2P+⊕ | 6 | 488116 | 10 |



TOPTER

Flush- and wall-mounted fixed socket-outlets



15° angled
wall-mounted fixed socket-outlets
50/60Hz IP44

| Rated current (A) | Rated voltage (V) | Voltage colour | Poles | h ref. | Palazzoli code | Pack Qty |
|-------------------|-------------------|----------------|--------|--------|----------------|----------|
| 16 M25 entry | 110 | ● | 2P+⊕ | 4 | 438124 | 1 |
| | 230 | ● | 2P+⊕ | 6 | 438126 | 1 |
| | 400 | ● | 3P+⊕ | 6 | 438136 | 1 |
| | 400 | ● | 3P+N+⊕ | 6 | 438146 | 1 |
| 32 M25 entry | 110 | ● | 2P+⊕ | 4 | 438224 | 1 |
| | 230 | ● | 2P+⊕ | 6 | 438226 | 1 |
| | 400 | ● | 3P+⊕ | 6 | 438236 | 1 |
| | 400 | ● | 3P+N+⊕ | 6 | 438246 | 1 |

Equipment included: stepped gland.



90° angled
wall-mounted socket-outlets
50/60Hz IP44

| Rated current (A) | Rated voltage (V) | Voltage colour | Poles | h ref. | Palazzoli code | Pack Qty |
|-------------------|-------------------|----------------|--------|--------|----------------|----------|
| 16 M25 entry | 110 | ● | 2P+⊕ | 4 | 508124 | 1 |
| | 230 | ● | 2P+⊕ | 6 | 508126 | 1 |
| | 400 | ● | 3P+⊕ | 6 | 508136 | 1 |
| | 400 | ● | 3P+N+⊕ | 6 | 508146 | 1 |
| 32 M25 entry | 110 | ● | 2P+⊕ | 4 | 508224 | 1 |
| | 230 | ● | 2P+⊕ | 6 | 508226 | 1 |
| | 400 | ● | 3P+⊕ | 6 | 508236 | 1 |
| | 400 | ● | 3P+N+⊕ | 6 | 508246 | 1 |

Equipment included: stepped gland.

Features: codes 508124 and 508126 with M20 entry.




15° angled
wall-mounted fixed socket-outlets
50/60Hz IP66/IP67

| Rated current (A) | Rated voltage (V) | Voltage colour | Poles | h ref. | Palazzoli code | Pack Qty |
|-------------------|-------------------|----------------|--------|--------|----------------|----------|
| 16 M25 entry | 110 | ● | 2P+⊕ | 4 | 439124 | 1 |
| | 230 | ● | 2P+⊕ | 6 | 439126 | 1 |
| | 400 | ● | 3P+⊕ | 6 | 439136 | 1 |
| | 400 | ● | 3P+N+⊕ | 6 | 439146 | 1 |
| 32 M25 entry | 110 | ● | 2P+⊕ | 4 | 439224 | 1 |
| | 230 | ● | 2P+⊕ | 6 | 439226 | 1 |
| | 400 | ● | 3P+⊕ | 6 | 439236 | 1 |
| | 400 | ● | 3P+N+⊕ | 6 | 439246 | 1 |
| | 380/440 | ● | 3P+⊕ | 3 | 439233 | 1 |

Equipment included: cable gland.

Technical accessories:



page 47



90° angled
wall-mounted socket-outlets
50/60Hz IP67

| Rated current (A) | Rated voltage (V) | Voltage colour | Poles | h ref. | Palazzoli code | Pack Qty |
|-------------------|-------------------|----------------|--------|--------|----------------|----------|
| 16 M25 entry | 110 | ● | 2P+⊕ | 4 | 509124 | 1 |
| | 230 | ● | 2P+⊕ | 6 | 509126 | 1 |
| | 400 | ● | 3P+⊕ | 6 | 509136 | 1 |
| | 400 | ● | 3P+N+⊕ | 6 | 509146 | 1 |
| 32 M25 entry | 110 | ● | 2P+⊕ | 4 | 509224 | 1 |
| | 230 | ● | 2P+⊕ | 6 | 509226 | 1 |
| | 400 | ● | 3P+⊕ | 6 | 509236 | 1 |
| | 400 | ● | 3P+N+⊕ | 6 | 509246 | 1 |
| | 380/440 | ● | 3P+⊕ | 3 | 509233 | 1 |
| 63 M40 entry | 230 | ● | 2P+⊕ | 6 | 509326 | 1 |
| | 400 | ● | 3P+⊕ | 6 | 509336 | 1 |
| | 400 | ● | 3P+N+⊕ | 6 | 509346 | 1 |

Equipment included: cable gland.

Features: 63A socket-outlets are equipped with a double additional entry from the bottom, type M32.



DOMOTER

Modular devices for domestic use

| | |
|-------------------------------|---|
| Body material | Thermoplastic |
| Colour | RAL 7035 Light grey |
| Protection rating | IP40 - IP55 (boxes) IP66 with plug plugged-in (caps) |
| Glow Wire Test | 850°C (insert) 650°C (enclosure) |
| Insulation class | II |
| Ambient operating temperature | -15°C - +50°C |
| Ambient storage temperature | -30°C - +70°C |
| Rated current | 10A - 13A - 15A - 16A |
| Operating voltage | 250V |
| Operating frequency | 50/60Hz |
| Terminal type | Screw type, indirect clamping |
| Cross-section of conductors | From 1x1 mm ² to 2x2.5 mm ² |



Wall-mounted boxes for domoTER devices IP40


| Dimensions (mm) | No. of installable modules | Palazzoli code | Pack Qty |
|-----------------|----------------------------|----------------|----------|
| 76x82x58 | 1 | 630001 | 36 |
| 98x82x58 | 2 | 630002 | 36 |
| 120x82x58 | 3 | 630003 | 24 |



Wall-mounted boxes for domoTER devices IP55

| Dimensions (mm) | No. of installable modules | Palazzoli code | Pack Qty |
|-----------------|----------------------------|----------------|----------|
| 76x82x58 | 1 | 630011 | 30 |
| 98x82x58 | 2 | 630012 | 30 |
| 120x82x58 | 3 | 630013 | 24 |

Technical accessories:



Universal cap for mounting domoTER domestic sockets IP66

| Flange dimensions (mm) | No. of installable modules | Palazzoli code | Pack Qty |
|------------------------|----------------------------|----------------|----------|
| 65 x 83 | 2 | 579847 | 10 |



Watertight cap for plugged-in plug for mounting domoTER domestic sockets IP66

| Flange dimensions (mm) | No. of installable modules | Palazzoli code | Pack Qty |
|------------------------|----------------------------|----------------|----------|
| 65 x 83 | 2 | 579860 | 1 |

Technical accessories:



DIRECTIVES

2001/95/EU (GPSD)
2014/35/EU (LVD)
2011/65/EU (RoHS)
2012/19/EU (WEEE)

PRODUCT STANDARDS

IEC 23-50
IEC 60884-1
IEC/EN 60669-1
IEC/EN 63000
BS 1363-2
NFC 61-314
NEMA 5-15 R



DOMOTER

Modular devices for domestic use



Support for installing
domoTER devices on DIN rail

| Width (mm) | No. of installable modules | Colour | Palazzoli code | Pack Qty |
|----------------------|----------------------------|---------------------|----------------|----------|
| 27 (1.5 DIN modules) | 1 | RAL 7035 Light grey | 630021 | 20 |
| 52 (3 DIN modules) | 2 | | 630022 | 8 |



Domestic socket
UK standard

| Rated current (A) | Rated voltage (V) | No. of poles | No. of modules | Palazzoli code | Pack Qty |
|-------------------|-------------------|--------------|----------------|----------------|----------|
| 13 | 250 | 2P+⊕ | 2 | 630056 | 8 |



Domestic socket
Italian standard bivalent P11/P17

| Rated current (A) | Rated voltage (V) | No. of poles | Type | No. of modules | Palazzoli code | Pack Qty |
|-------------------|-------------------|--------------|---------|----------------|----------------|----------|
| 10/16 | 250 | 2P+⊕ | P11/P17 | 1 | 630050 | 16 |

Features: shuttered receptacles.



Domestic socket
French standard

| Rated current (A) | Rated voltage (V) | No. of poles | No. of modules | Palazzoli code | Pack Qty |
|-------------------|-------------------|--------------|----------------|----------------|----------|
| 16 | 250 | 2P+⊕ | 2 | 630055 | 8 |



Schuko P40 bivalent domestic socket
Italian/German standard

| Rated current (A) | Rated voltage (V) | No. of poles | Type | No. of modules | Palazzoli code | Pack Qty |
|-------------------|-------------------|--------------|------|----------------|----------------|----------|
| 10/16 | 250 | 2P+⊕ | P40 | 2 | 630052 | 8 |

Features: shuttered receptacles.



Domestic socket
USA American standard

| Rated current (A) | Rated voltage (V) | No. of poles | No. of modules | Palazzoli code | Pack Qty |
|-------------------|-------------------|--------------|----------------|----------------|----------|
| 15 | 127 | 2P+⊕ | 1 | 630058 | 16 |



Schuko domestic socket
Italian/German standard
P30

| Rated current (A) | Rated voltage (V) | No. of poles | Type | No. of modules | Palazzoli code | Pack Qty |
|-------------------|-------------------|--------------|------|----------------|----------------|----------|
| 16 | 250 | 2P+⊕ | P30 | 2 | 630051 | 8 |

Features: shuttered receptacles.



DOMOTER

Modular devices for domestic use



Red Schuko domestic socket
Italian/German standard
P30

| Rated current (A) | Rated voltage (V) | No. of poles | Type | No. of modules | Palazzoli code | Pack Qty |
|-------------------|-------------------|--------------|------|----------------|----------------|----------|
| 16 | 250 | 2P+⊕ | P30 | 2 | 630053 | 8 |

Features: shuttered receptacles.



Multifunction device, 1P or 2P switch,
1P two-way switch, NO/NC button
16A 250V

| Function (mm) | No. of modules | Palazzoli code | Pack Qty |
|--|----------------|----------------|----------|
| 1P or 2P switch, NO 1P button or 2P two-way switch 1P, NC 1P button | 1 | 630030 | 16 |

Complementary products: warning lamp code 630091.
Features: the code 630030 is made in the "NO button" configuration.

To obtain the switch and two-way switch configuration, remove the spring located underneath the key with a screwdriver and perform the wiring according to the schemes here below.



Red Schuko P17/P30
bivalent domestic socket
Italian/German standard

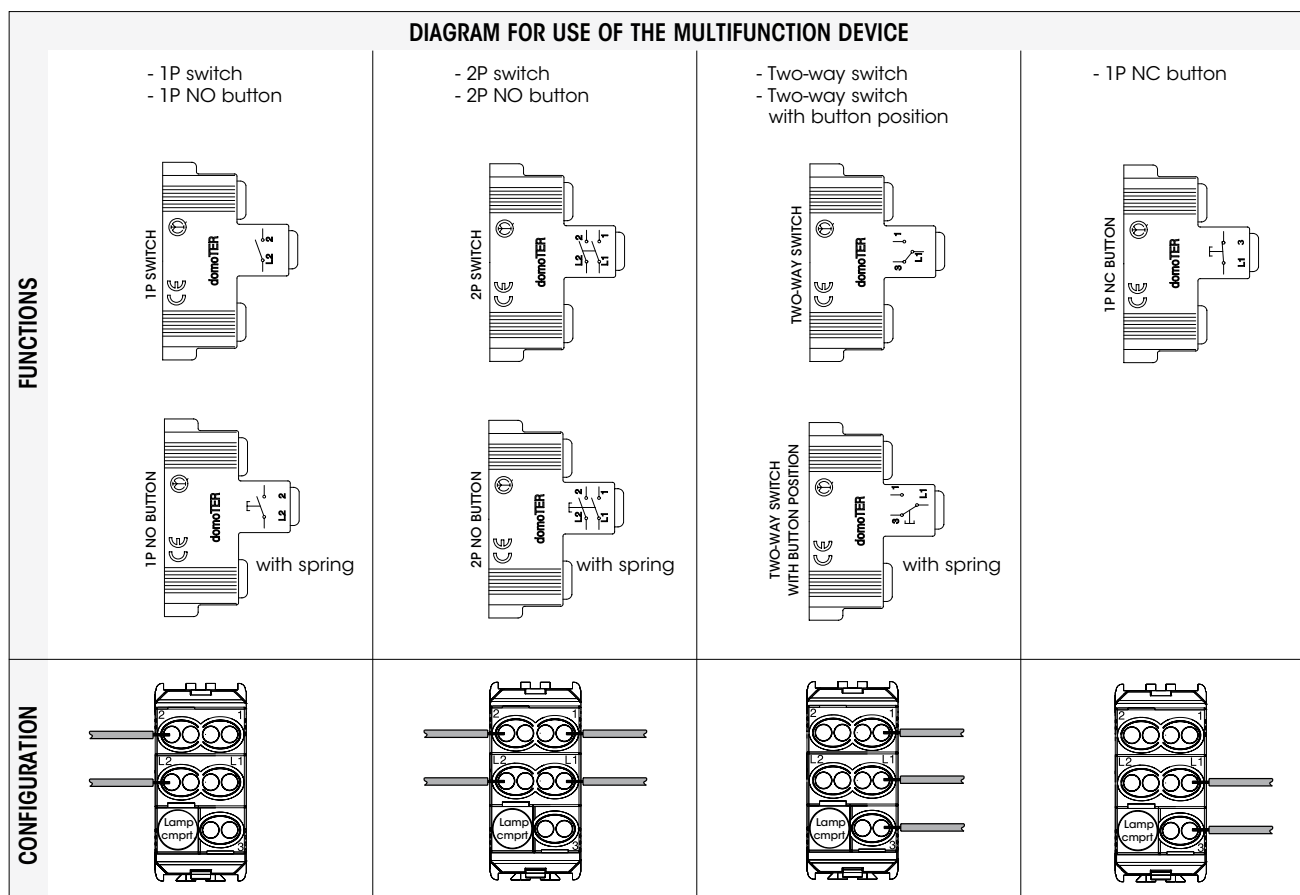
| Rated current (A) | Rated voltage (V) | No. of poles | Type | No. of modules | Palazzoli code | Pack Qty |
|-------------------|-------------------|--------------|---------|----------------|----------------|----------|
| 10/16 | 250 | 2P+⊕ | P17/P30 | 2 | 630054 | 8 |

Features: shuttered receptacles.



Line reversing switch
16A 250V

| No. of poles | No. of modules | Palazzoli code | Pack Qty |
|--------------|----------------|----------------|----------|
| 1 | 1 | 630031 | 16 |





DOMOTER

Modular devices for domestic use



TV sockets

| Standard | No. of modules | Palazzoli code | Pack Qty |
|-------------------------|----------------|----------------|----------|
| TV 9.5 mm final | 1 | 630070 | 16 |
| TV 9.5 mm through/final | 1 | 630071 | 16 |



Rj data sockets

| Description | No. of modules | Palazzoli code | Pack Qty |
|-------------------|----------------|----------------|----------|
| RJ12 6/6 contacts | 1 | 630080 | 20 |
| RJ45 category 5E | 1 | 630081 | 20 |
| RJ45 category 6 | 1 | 630082 | 20 |



USB socket

| Description | No. of modules | Palazzoli code | Pack Qty |
|---------------------------|----------------|----------------|----------|
| USB 5V 2.1 A power supply | 1 | 630085 | 4 |

Fuse holder
5x20 mm 10A max.

| Fuse type | No. of modules | Max. rated current (A) | Palazzoli code | Pack Qty |
|-----------|----------------|------------------------|----------------|----------|
| 5x20mm | 1 | 10A | 630035 | 16 |

Features: fuses not included.MCB
1P+N C16A PdI 3kA

| Rated current (A) | No. of modules | Palazzoli code | Pack Qty |
|-------------------|----------------|----------------|----------|
| 16 | 1 | 630036 | 20 |

Signalling lamps
230V - 50/60Hz

| Diffuser colour | No. of modules | Palazzoli code | Pack Qty |
|-----------------|----------------|----------------|----------|
| white | 1 | 630040 | 16 |
| red | 1 | 630041 | 16 |
| green | 1 | 630042 | 16 |



Closing cap

| Description | No. of modules | Palazzoli code | Pack Qty |
|-------------|----------------|----------------|----------|
| closing cap | 1 | 630090 | 100 |

230V warning lamp
with 100mm cable

| No. of modules | Palazzoli code | Pack Qty |
|----------------|----------------|----------|
| 1 | 630091 | 200 |

Features: it can be inserted in the multifunction device code 630030 and can be used as a spare part in the domoTER signalling lamps.Quick coupling
for domoTER boxes

| Inner diameter (mm) | Fixing | Palazzoli code | Pack Qty |
|---------------------|--------|----------------|----------|
| 20 | snap | 658529 | 1 |

Equipment included: with gasket.**Uses:** allows to realise multiple box compositions.

XCEE






XCEE

Safety performance mobile plugs and socket-outlets

ADVANTAGES



Simplicity is found in the smart cable gland that makes XCEE suitable for all types of cables, with a versatility that is unique on the market. It can be easily closed thanks to the possibility of tightening the cable by levering with a screwdriver. The slot of the cable gland can also be used as a hook for suspension.

The comfort grip provides a comfortable and secure grip even with gloves. The smooth shape of the handle prevents liquids from stagnating.



Indirect clamping HD terminals are standard throughout the range. They guarantee the integrity of the cables for an even passage of current and prevent overheating and cable breakage.

The XCEE series is perfectly compatible with the TAIS series. This feature significantly facilitates the integration of Palazzoli's installations with convenience.





XCEE

Safety performance mobile plugs and socket-outlets



| | |
|--------------------------------------|---|
| Body material | Technopolymer |
| Pin treatment | Nickel plating |
| Colour | Grey RAL 7046 RAL 5015 Sky blue |
| Protection rating | IP66/IP67 |
| Additional IP rating | IP68/IP69 |
| Impact resistance | IK10 |
| Resistance to abnormal heat and fire | 960°C (insert) 850°C (enclosure) |
| Flammability class | V-0 (insert) V-2 (enclosure) |
| Ambient operating temperature | -40°C - +60°C |
| Ambient storage temperature | -50°C - +90°C |
| Rated current | 16A - 32A - 63A - 125A |
| Operating voltage | 50V - 690V (1000V on request for 63A and 125A) |
| Insulation voltage | 690V (16A - 32A) 1000V (63A - 125A) |
| Operating frequency | 0-50Hz - 500Hz |
| Terminal type | Screw type, indirect clamping |

Protection ratings:

| | |
|------|---|
| IPX8 | protected against the effects of continuous immersion (> 1 m and/or > 30 min) |
| IPX9 | protected against high pressure and high temperature jets |



DIRECTIVES

2014/35/EU (LVD)
2011/65/EU (RoHS)
2012/19/EU (WEEE)

PRODUCT STANDARDS

IEC/EN 60309-1
IEC/EN 60309-2
IEC/EN 63000

Cable features:

| Rated current (A) | Poles | Entry cable diameter (mm) | Cable cross-section range (mm ²) |
|-------------------|--------|---------------------------|--|
| 16 | 2P+⊕ | 6.3 - 18 | 1 - 10 |
| | 3P+⊕ | | |
| | 3P+N+⊕ | | |
| 32 | 2P+⊕ | 11 - 23 | 1 - 10 |
| | 3P+⊕ | 13 - 27 | |
| | 3P+N+⊕ | | |
| 63 | 2P+⊕ | 14 - 36 | 6 - 25 |
| | 3P+⊕ | | |
| | 3P+N+⊕ | | |
| 125 | 2P+⊕ | 20 - 50 | 16 - 70 |
| | 3P+⊕ | | |
| | 3P+N+⊕ | | |

**XCEE**

Safety performance mobile plugs and socket-outlets

ASSEMBLY INSTRUCTIONS



For quick and easy installation, scan the QR code.

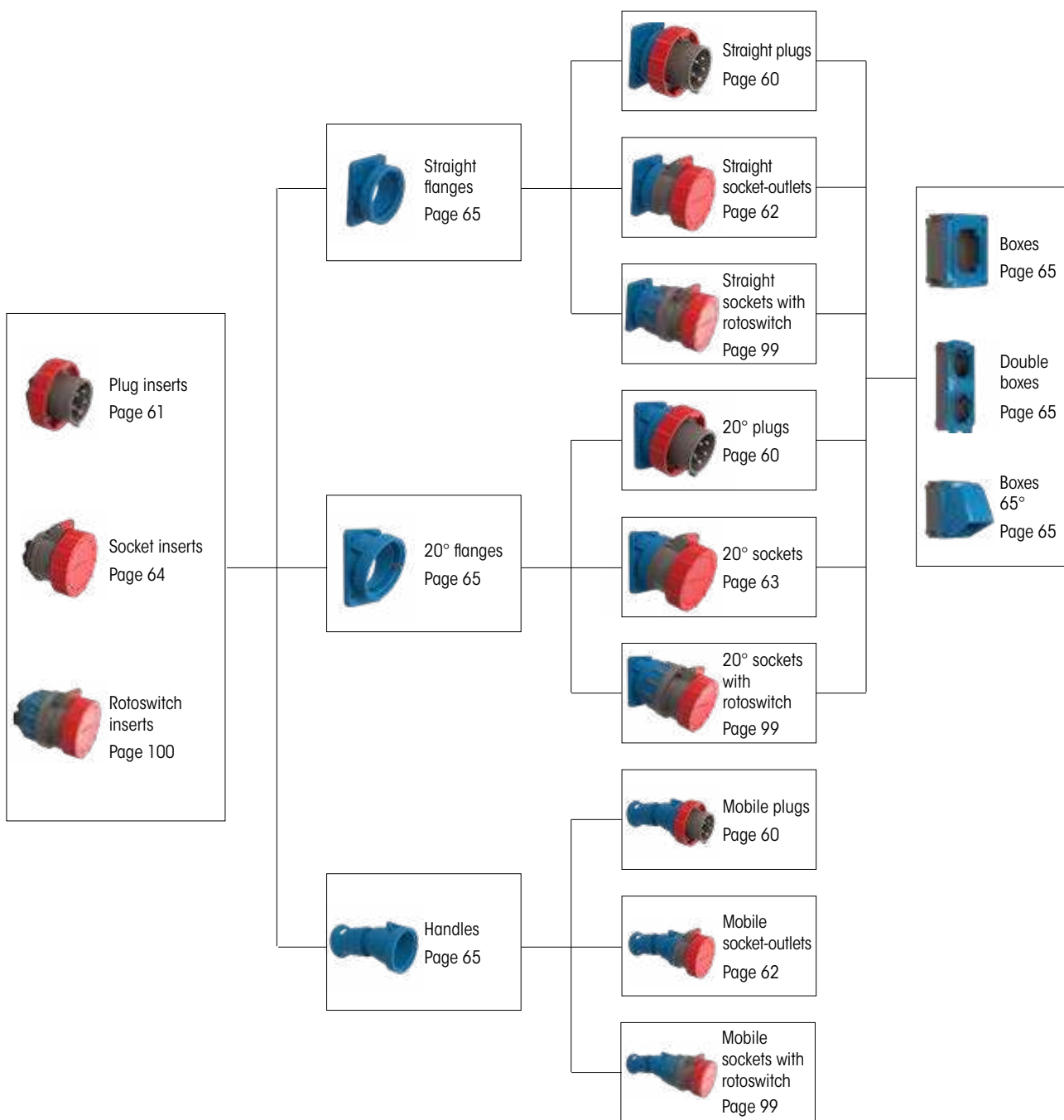




XCEE

Combinable inserts with and without rotoswitch according to IEC 60309 standards

MODULARITY



Examples of combinations

Straight wall-mounted plug



Angled wall-mounted socket Page 63



Straight socket with rotoswitch



65° angled socket with rotoswitch Page 99



Two straight wall-mounted socket-outlets





XCEE

XCEE compositions with TAIS

| Rated current (A) | Rated voltage (V) | Poles | Wall-mounted single gang boxes | | Wall-mounted double gang boxes | | 65° angled wall-mounted boxes | | TAIS interlocked socket-outlets | | | |
|-------------------|-------------------|--------|--------------------------------|------|--------------------------------|------|-------------------------------|------|---------------------------------|-------------|-----------|------------|
| | | | M95 | M125 | M95 | M125 | M95 | M125 | M95 direct | M125 direct | M95 fuses | M125 fuses |
| 16 | 230 | 2P+⊕ | 532101 | | 532121 | | 532131 | | 470126 | | 472620 | |
| | 400 | 3P+⊕ | | | | | | | 470136 | | 472730 | |
| | | 3P+N+⊕ | | | | | | | 470146 | | 472830 | |
| 32 | 230 | 2P+⊕ | | | | | | | 469226 | | 468226 | |
| | 400 | 3P+⊕ | | | | | | | 469236 | | 468236 | |
| | | 3P+N+⊕ | | | | | | | | | 470246 | |
| 63 | 400 | 3P+⊕ | 532102 | | 532122 | | 532132 | | 470336 | | 472732 | |
| | | 3P+N+⊕ | | | | | | | 470346 | | 472832 | |
| | | | | | | | | | | | | |



Examples of combinations





XCEE

Safety performance mobile plugs and socket-outlets



Straight mobile plugs
50/60Hz
IP66/IP67/IP68/IP69

| Rated current (A) | Rated voltage (V) | Voltage colour | Poles | h ref. | Palazzoli code | Pack Qty |
|-------------------|-------------------|----------------|--------|---------------|----------------|----------|
| 16 | 110 | Yellow | 2P+⊕ | 4 | 760124 | 1 |
| | 110 | Yellow | 3P+⊕ | 4 | 760134 | 1 |
| | 110 | Yellow | 3P+N+⊕ | 4 | 760144 | 1 |
| | 230 | Blue | 2P+⊕ | 6 | 760126 | 10 |
| | 230 | Blue | 3P+⊕ | 9 | 760139 | 1 |
| | 230 | Blue | 3P+N+⊕ | 9 | 760149 | 1 |
| | 400 | Red | 2P+⊕ | 9 | 760129 | 1 |
| | 400 | Red | 3P+⊕ | 6 | 760136 | 10 |
| | 400 | Red | 3P+N+⊕ | 6 | 760146 | 10 |
| | 500 | Black | 3P+⊕ | 7 | 760137 | 1 |
| 32 | 500 | Black | 3P+N+⊕ | 7 | 760147 | 1 |
| | 110 | Yellow | 2P+⊕ | 4 | 760224 | 1 |
| | 110 | Yellow | 3P+⊕ | 4 | 760234 | 1 |
| | 110 | Yellow | 3P+N+⊕ | 4 | 760244 | 1 |
| | 230 | Blue | 2P+⊕ | 6 | 760226 | 1 |
| | 230 | Blue | 3P+⊕ | 9 | 760239 | 1 |
| | 230 | Blue | 3P+N+⊕ | 9 | 760249 | 1 |
| | 400 | Red | 2P+⊕ | 9 | 760229 | 1 |
| | 400 | Red | 3P+⊕ | 6 | 760236 | 5 |
| | 400 | Red | 3P+N+⊕ | 6 | 760246 | 5 |
| 63 | 500 | Black | 3P+⊕ | 7 | 760237 | 1 |
| | 500 | Black | 3P+N+⊕ | 7 | 760247 | 1 |
| | 380-440 | Red | 3P+⊕ | 3 | 760233 | 1 |
| | 110 | Yellow | 2P+⊕ | 4 | 760324 | 1 |
| | 110 | Yellow | 3P+⊕ | 4 | 760334 | 1 |
| | 110 | Yellow | 3P+N+⊕ | 4 | 760344 | 1 |
| | 230 | Blue | 2P+⊕ | 6 | 760326 | 1 |
| | 230 | Blue | 3P+⊕ | 9 | 760339 | 1 |
| | 230 | Blue | 3P+N+⊕ | 9 | 760349 | 1 |
| | 400 | Red | 2P+⊕ | 9 | 760329 | 1 |
| 125 | 400 | Red | 3P+⊕ | 6 | 760336 | 1 |
| | 400 | Red | 3P+N+⊕ | 6 | 760346 | 1 |
| | 500 | Black | 3P+⊕ | 7 | 760337 | 1 |
| | 500 | Black | 3P+N+⊕ | 7 | 760347 | 1 |
| | 110 | Yellow | 3P+⊕ | 4 | 760434 | 1 |
| | 110 | Yellow | 3P+N+⊕ | 4 | 760444 | 1 |
| | 230 | Blue | 3P+⊕ | 9 | 760439 | 1 |
| | 230 | Blue | 3P+N+⊕ | 9 | 760449 | 1 |
| | 400 | Red | 3P+⊕ | 6 | 760436 | 1 |
| | 400 | Red | 3P+N+⊕ | 6 | 760446 | 1 |
| 500 | Black | 3P+⊕ | 7 | 760437 | 1 | |
| 500 | Black | 3P+N+⊕ | 7 | 760447 | 1 | |

Features: the plugs are designed to allow for padlocking, either in a stand-alone fashion or connected to sockets. The padlock must have a min. shackle width of 10.5 mm, a height of 32 mm and a max. wire Ø of 3.5 mm.



Watertight caps for plugs
IP67

| Rated current (A) | Poles | Palazzoli code | Pack Qty |
|-------------------|-------------------------|----------------|----------|
| 16 | 2P+ ⊕ | 476903 | 1 |
| | 3P+ ⊕ | 476913 | 1 |
| | 3P+N+ ⊕ | 476923 | 10 |
| 32 | 2P+ ⊕ / 3P+ ⊕ | 476905 | 10 |
| | 3P+N+ ⊕ | 476925 | 10 |
| 63 | 2P+ ⊕ / 3P+ ⊕ / 3P+N+ ⊕ | 476907 | 1 |
| 125 | 2P+ ⊕ / 3P+ ⊕ / 3P+N+ ⊕ | 476909 | 1 |

Features: ensures the IP67 protection rating when the plug is not in use.



Straight panel-mounted inlets
50/60Hz
IP66/IP67/IP68/IP69

| Rated current (A) | Rated voltage (V) | Flange dimensions (mm) | Voltage colour | Poles | h ref. | Palazzoli code | Pack Qty |
|-------------------|-------------------|------------------------|----------------|--------|--------|----------------|----------|
| 16 | 110 | 65x83 | Yellow | 2P+⊕ | 4 | 762124 | 1 |
| | 230 | 65x83 | Blue | 2P+⊕ | 6 | 762126 | 1 |
| | 400 | 65x83 | Red | 3P+⊕ | 6 | 762136 | 1 |
| | 400 | 65x83 | Red | 3P+N+⊕ | 6 | 762146 | 1 |
| 32 | 110 | 65x83 | Yellow | 2P+⊕ | 4 | 762224 | 1 |
| | 230 | 65x83 | Blue | 2P+⊕ | 6 | 762226 | 1 |
| | 400 | 65x83 | Red | 3P+⊕ | 6 | 762236 | 1 |
| 63 | 400 | 100x108 | Red | 3P+N+⊕ | 6 | 762246 | 1 |
| | 400 | 100x108 | Red | 3P+⊕ | 6 | 762336 | 1 |
| | 400 | 100x108 | Red | 3P+N+⊕ | 6 | 762346 | 1 |
| 125 | 400 | 114x114 | Red | 3P+⊕ | 6 | 762436 | 1 |
| | 400 | 114x114 | Red | 3P+N+⊕ | 6 | 762446 | 1 |



20° angled panel-mounted inlets
50/60Hz
IP66/IP67/IP68/IP69

| Rated current (A) | Rated voltage (V) | Flange dimensions | Voltage colour | Poles | h ref. | Palazzoli code | Pack Qty |
|-------------------|-------------------|-------------------|----------------|--------|--------|----------------|----------|
| 16 | 110 | 65x83 | Yellow | 2P+⊕ | 4 | 763124 | 1 |
| | 230 | 65x83 | Blue | 2P+⊕ | 6 | 763126 | 1 |
| | 400 | 65x83 | Red | 3P+⊕ | 6 | 763136 | 1 |
| | 400 | 65x83 | Red | 3P+N+⊕ | 6 | 763146 | 1 |
| 32 | 110 | 65x83 | Yellow | 2P+⊕ | 4 | 763224 | 1 |
| | 230 | 65x83 | Blue | 2P+⊕ | 6 | 763226 | 1 |
| | 400 | 65x83 | Red | 3P+⊕ | 6 | 763236 | 1 |
| 63 | 400 | 100x108 | Red | 3P+N+⊕ | 6 | 763246 | 1 |
| | 400 | 100x108 | Red | 3P+⊕ | 6 | 763336 | 1 |
| | 400 | 100x108 | Red | 3P+N+⊕ | 6 | 763346 | 1 |
| 125 | 400 | 114x114 | Red | 3P+⊕ | 6 | 763436 | 1 |
| | 400 | 114x114 | Red | 3P+N+⊕ | 6 | 763446 | 1 |



65° angled wall-mounted inlets
50/60Hz
IP66/IP67/IP68/IP69

| Rated current (A) | Rated voltage (V) | Voltage colour | Poles | h ref. | Palazzoli code | Pack Qty |
|-------------------|-------------------|----------------|--------|--------|----------------|----------|
| 16 | 110 | Yellow | 2P+⊕ | 4 | 766124 | 1 |
| | 230 | Blue | 2P+⊕ | 6 | 766126 | 1 |
| | 400 | Red | 3P+⊕ | 6 | 766136 | 1 |
| | 400 | Red | 3P+N+⊕ | 6 | 766146 | 1 |
| 32 | 110 | Yellow | 2P+⊕ | 4 | 766224 | 1 |
| | 230 | Blue | 2P+⊕ | 6 | 766226 | 1 |
| | 400 | Red | 3P+⊕ | 6 | 766236 | 1 |
| 63 | 400 | Red | 3P+N+⊕ | 6 | 766246 | 1 |
| | 400 | Red | 3P+⊕ | 6 | 766336 | 1 |
| | 400 | Red | 3P+N+⊕ | 6 | 766346 | 1 |
| 125 | 400 | Red | 3P+⊕ | 6 | 766436* | 1 |
| | 400 | Red | 3P+N+⊕ | 6 | 766446* | 1 |

Common features: the plugs are designed to allow for padlocking, either in a stand-alone fashion or connected to sockets. The padlock must have a min. shackle width of 10.5 mm, a height of 32 mm and a max. wire Ø of 3.5 mm.

***Notes:** 125A plugs, 80° angled.



XCEE

Safety performance mobile plugs and socket-outlets



Inlets
IP66/IP67/IP68/IP69

| Rated current (A) | Frequency | Rated voltage (V) | Voltage colour | Poles | h ref. | Palazzoli code | Pack Qty | |
|-------------------|-----------|-------------------|----------------|--------|--------|----------------|---------------|---|
| 16 | 50/60Hz | 110 | ● | 2P+⊕ | 4 | 769124 | 1 | |
| | 50/60Hz | 110 | ● | 3P+⊕ | 4 | 769134 | 1 | |
| | 50/60Hz | 110 | ● | 3P+N+⊕ | 4 | 769144 | 1 | |
| | 50/60Hz | 220 | ● | 2P+⊕ | 6 | 769126 | 1 | |
| | 50/60Hz | 220 | ● | 3P+⊕ | 9 | 769139 | 1 | |
| | 50/60Hz | 220 | ● | 3P+N+⊕ | 9 | 769149 | 1 | |
| | 50/60Hz | 400 | ● | 2P+⊕ | 9 | 769129 | 1 | |
| | 50/60Hz | 400 | ● | 3P+⊕ | 6 | 769136 | 1 | |
| | 50/60Hz | 400 | ● | 3P+N+⊕ | 6 | 769146 | 1 | |
| | 50/60Hz | 500 | ● | 2P+⊕ | 7 | 769127 | 1 | |
| | 50/60Hz | 500 | ● | 3P+⊕ | 7 | 769137 | 1 | |
| | 50/60Hz | 500 | ● | 3P+N+⊕ | 7 | 769147 | 1 | |
| | 50/60Hz | 690 | ● | 3P+⊕ | 5 | 769135 | 1 | |
| | 50/60Hz | 690 | ● | 3P+N+⊕ | 5 | 769145 | 1 | |
| | DC | >250 | ● | 2P+⊕ | 8 | 769121 | 1 | |
| | 100-300Hz | >50 | ● | 2P+⊕ | 10 | 769120 | 1 | |
| | 100-300Hz | >50 | ● | 3P+⊕ | 10 | 769130 | 1 | |
| | 100-300Hz | >50 | ● | 3P+N+⊕ | 10 | 769140 | 1 | |
| | 60Hz | 440-460 | ● | 3P+⊕ | 11 | 769131 | 1 | |
| | 60Hz | 440-460 | ● | 3P+N+⊕ | 11 | 769141 | 1 | |
| | 50/60Hz | >50 | ● | 2P+⊕ | 12 | 769128 | 1 | |
| | 50/60Hz | >50 | ● | 3P+⊕ | 12 | 769138 | 1 | |
| | 300/500Hz | >50 | ● | 2P+⊕ | 2 | 769122 | 1 | |
| | 300/500Hz | >50 | ● | 3P+⊕ | 2 | 769132 | 1 | |
| | 300/500Hz | >50 | ● | 3P+N+⊕ | 2 | 769142 | 1 | |
| | DC | >50-250 | ● | 2P+⊕ | 3 | 769123 | 1 | |
| | 50/60Hz | 380-440 | ● | 3P+⊕ | 3 | 769133 | 1 | |
| | 50/60Hz | 380-440 | ● | 3P+N+⊕ | 3 | 769143 | 1 | |
| | 32 | 50/60Hz | 110 | ● | 2P+⊕ | 4 | 769224 | 1 |
| | | 50/60Hz | 110 | ● | 3P+⊕ | 4 | 769234 | 1 |
| | | 50/60Hz | 110 | ● | 3P+N+⊕ | 4 | 769244 | 1 |
| | | 50/60Hz | 220 | ● | 2P+⊕ | 6 | 769226 | 1 |
| 50/60Hz | | 220 | ● | 3P+⊕ | 9 | 769239 | 1 | |
| 50/60Hz | | 220 | ● | 3P+N+⊕ | 9 | 769249 | 1 | |
| 50/60Hz | | 400 | ● | 2P+⊕ | 9 | 769229 | 1 | |
| 50/60Hz | | 400 | ● | 3P+⊕ | 6 | 769236 | 1 | |
| 50/60Hz | | 400 | ● | 3P+N+⊕ | 6 | 769246 | 1 | |
| 50/60Hz | | 500 | ● | 2P+⊕ | 7 | 769227 | 1 | |
| 50/60Hz | | 500 | ● | 3P+⊕ | 7 | 769237 | 1 | |
| 50/60Hz | | 500 | ● | 3P+N+⊕ | 7 | 769247 | 1 | |
| 50/60Hz | | 690 | ● | 3P+⊕ | 5 | 769235 | 1 | |
| 50/60Hz | | 690 | ● | 3P+N+⊕ | 5 | 769245 | 1 | |
| DC | | >250 | ● | 2P+⊕ | 8 | 769221 | 1 | |
| 100-300Hz | | >50 | ● | 2P+⊕ | 10 | 769220 | 1 | |
| 100-300Hz | | >50 | ● | 3P+⊕ | 10 | 769230 | 1 | |
| 100-300Hz | | >50 | ● | 3P+N+⊕ | 10 | 769240 | 1 | |
| 60Hz | | 440-460 | ● | 3P+⊕ | 11 | 769231 | 1 | |
| 60Hz | | 440-460 | ● | 3P+N+⊕ | 11 | 769241 | 1 | |
| 50/60Hz | | >50 | ● | 2P+⊕ | 12 | 769228 | 1 | |
| 50/60Hz | | >50 | ● | 3P+⊕ | 12 | 769238 | 1 | |
| 300/500Hz | | >50 | ● | 2P+⊕ | 2 | 769222 | 1 | |
| 300/500Hz | | >50 | ● | 3P+⊕ | 2 | 769232 | 1 | |
| 300/500Hz | | >50 | ● | 3P+N+⊕ | 2 | 769242 | 1 | |
| DC | | >50-250 | ● | 2P+⊕ | 3 | 769223 | 1 | |
| 50/60Hz | | 380-440 | ● | 3P+⊕ | 3 | 769233 | 1 | |
| 50/60Hz | | 380-440 | ● | 3P+N+⊕ | 3 | 769243 | 1 | |

| Rated current (A) | Frequency | Rated voltage (V) | Voltage colour | Poles | h ref. | Palazzoli code | Pack Qty | |
|-------------------|-----------|-------------------|----------------|--------|--------|----------------|---------------|---|
| 63 | 50/60Hz | 110 | ● | 2P+⊕ | 4 | 769324 | 1 | |
| | 50/60Hz | 110 | ● | 3P+⊕ | 4 | 769334 | 1 | |
| | 50/60Hz | 110 | ● | 3P+N+⊕ | 4 | 769344 | 1 | |
| | 50/60Hz | 220 | ● | 2P+⊕ | 6 | 769326 | 1 | |
| | 50/60Hz | 220 | ● | 3P+⊕ | 9 | 769339 | 1 | |
| | 50/60Hz | 220 | ● | 3P+N+⊕ | 9 | 769349 | 1 | |
| | 50/60Hz | 400 | ● | 2P+⊕ | 9 | 769329 | 1 | |
| | 50/60Hz | 400 | ● | 3P+⊕ | 6 | 769336 | 1 | |
| | 50/60Hz | 400 | ● | 3P+N+⊕ | 6 | 769346 | 1 | |
| | 50/60Hz | 500 | ● | 2P+⊕ | 7 | 769327 | 1 | |
| | 50/60Hz | 500 | ● | 3P+⊕ | 7 | 769337 | 1 | |
| | 50/60Hz | 500 | ● | 3P+N+⊕ | 7 | 769347 | 1 | |
| | 50/60Hz | 690 | ● | 3P+⊕ | 5 | 769335 | 1 | |
| | 50/60Hz | 690 | ● | 3P+N+⊕ | 5 | 769345 | 1 | |
| | DC | >250 | ● | 2P+⊕ | 8 | 769321 | 1 | |
| | 100-300Hz | >50 | ● | 2P+⊕ | 10 | 769320 | 1 | |
| | 100-300Hz | >50 | ● | 3P+⊕ | 10 | 769330 | 1 | |
| | 100-300Hz | >50 | ● | 3P+N+⊕ | 10 | 769340 | 1 | |
| | 60Hz | 440-460 | ● | 3P+⊕ | 11 | 769331 | 1 | |
| | 60Hz | 440-460 | ● | 3P+N+⊕ | 11 | 769341 | 1 | |
| | 50/60Hz | >50 | ● | 2P+⊕ | 12 | 769328 | 1 | |
| | 50/60Hz | >50 | ● | 3P+⊕ | 12 | 769338 | 1 | |
| | 300/500Hz | >50 | ● | 2P+⊕ | 2 | 769322 | 1 | |
| | 300/500Hz | >50 | ● | 3P+⊕ | 2 | 769332 | 1 | |
| | 300/500Hz | >50 | ● | 3P+N+⊕ | 2 | 769342 | 1 | |
| | DC | >50-250 | ● | 2P+⊕ | 3 | 769323 | 1 | |
| | 50/60Hz | 380-440 | ● | 3P+⊕ | 3 | 769333 | 1 | |
| | 50/60Hz | 380-440 | ● | 3P+N+⊕ | 3 | 769343 | 1 | |
| | 125 | 50/60Hz | 110 | ● | 2P+⊕ | 4 | 769424 | 1 |
| | | 50/60Hz | 110 | ● | 3P+⊕ | 4 | 769434 | 1 |
| | | 50/60Hz | 110 | ● | 3P+N+⊕ | 4 | 769444 | 1 |
| | | 50/60Hz | 220 | ● | 2P+⊕ | 6 | 769426 | 1 |
| 50/60Hz | | 220 | ● | 3P+⊕ | 9 | 769439 | 1 | |
| 50/60Hz | | 220 | ● | 3P+N+⊕ | 9 | 769449 | 1 | |
| 50/60Hz | | 400 | ● | 2P+⊕ | 9 | 769429 | 1 | |
| 50/60Hz | | 400 | ● | 3P+⊕ | 6 | 769436 | 1 | |
| 50/60Hz | | 400 | ● | 3P+N+⊕ | 6 | 769446 | 1 | |
| 50/60Hz | | 500 | ● | 2P+⊕ | 7 | 769427 | 1 | |
| 50/60Hz | | 500 | ● | 3P+⊕ | 7 | 769437 | 1 | |
| 50/60Hz | | 500 | ● | 3P+N+⊕ | 7 | 769447 | 1 | |
| 50/60Hz | | 690 | ● | 3P+⊕ | 5 | 769435 | 1 | |
| 50/60Hz | | 690 | ● | 3P+N+⊕ | 5 | 769445 | 1 | |
| DC | | >250 | ● | 2P+⊕ | 8 | 769421 | 1 | |
| 100-300Hz | | >50 | ● | 2P+⊕ | 10 | 769420 | 1 | |
| 100-300Hz | | >50 | ● | 3P+⊕ | 10 | 769430 | 1 | |
| 100-300Hz | | >50 | ● | 3P+N+⊕ | 10 | 769440 | 1 | |
| 60Hz | | 440-460 | ● | 3P+⊕ | 11 | 769431 | 1 | |
| 60Hz | | 440-460 | ● | 3P+N+⊕ | 11 | 769441 | 1 | |
| 50/60Hz | | >50 | ● | 2P+⊕ | 12 | 769428 | 1 | |
| 50/60Hz | | >50 | ● | 3P+⊕ | 12 | 769438 | 1 | |
| 300/500Hz | | >50 | ● | 2P+⊕ | 2 | 769422 | 1 | |
| 300/500Hz | | >50 | ● | 3P+⊕ | 2 | 769432 | 1 | |
| 300/500Hz | | >50 | ● | 3P+N+⊕ | 2 | 769442 | 1 | |
| DC | | >50-250 | ● | 2P+⊕ | 3 | 769423 | 1 | |
| 50/60Hz | | 380-440 | ● | 3P+⊕ | 3 | 769433 | 1 | |
| 50/60Hz | | 380-440 | ● | 3P+N+⊕ | 3 | 769443 | 1 | |

Features: the plugs are designed to allow for padlocking, either in a stand-alone fashion or connected to sockets. The padlock must have a min. shackle width of 10.5 mm, a height of 32 mm and a max. wire Ø of 3.5 mm.



XCEE

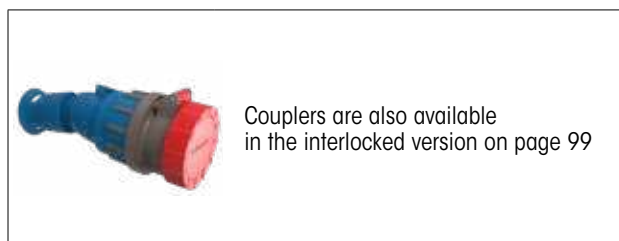
Safety performance mobile plugs and socket-outlets



Straight mobile socket-outlets
50/60Hz
IP66/IP67/IP68/IP69

| Rated current (A) | Rated voltage (V) | Voltage colour | Poles | h ref. | Palazzoli code | Pack Qty | |
|-------------------|-------------------|----------------|--------|--------|----------------|---------------|---|
| 16 | 110 | ● | 2P+⊕ | 4 | 770124 | 1 | |
| | 110 | ● | 3P+⊕ | 4 | 770134 | 1 | |
| | 110 | ● | 3P+N+⊕ | 4 | 770144 | 1 | |
| | 230 | ● | 2P+⊕ | 6 | 770126 | 10 | |
| | 230 | ● | 3P+⊕ | 9 | 770139 | 1 | |
| | 230 | ● | 3P+N+⊕ | 9 | 770149 | 1 | |
| | 400 | ● | 2P+⊕ | 9 | 770129 | 1 | |
| | 400 | ● | 3P+⊕ | 6 | 770136 | 10 | |
| | 400 | ● | 3P+N+⊕ | 6 | 770146 | 10 | |
| | 500 | ● | 3P+⊕ | 7 | 770137 | 1 | |
| | 500 | ● | 3P+N+⊕ | 7 | 770147 | 1 | |
| | 32 | 110 | ● | 2P+⊕ | 4 | 770224 | 1 |
| | | 110 | ● | 3P+⊕ | 4 | 770234 | 1 |
| | | 110 | ● | 3P+N+⊕ | 4 | 770244 | 1 |
| 230 | | ● | 2P+⊕ | 6 | 770226 | 1 | |
| 230 | | ● | 3P+⊕ | 9 | 770239 | 1 | |
| 230 | | ● | 3P+N+⊕ | 9 | 770249 | 1 | |
| 400 | | ● | 2P+⊕ | 9 | 770229 | 1 | |
| 400 | | ● | 3P+⊕ | 6 | 770236 | 5 | |
| 400 | | ● | 3P+N+⊕ | 6 | 770246 | 5 | |
| 500 | | ● | 3P+⊕ | 7 | 770237 | 1 | |
| 500 | | ● | 3P+N+⊕ | 7 | 770247 | 1 | |
| 380-440 | | ● | 3P+⊕ | 3 | 770233 | 1 | |
| 63 | | 110 | ● | 2P+⊕ | 4 | 770324 | 1 |
| | | 110 | ● | 3P+⊕ | 4 | 770334 | 1 |
| | 110 | ● | 3P+N+⊕ | 4 | 770344 | 1 | |
| | 230 | ● | 2P+⊕ | 6 | 770326 | 1 | |
| | 230 | ● | 3P+⊕ | 9 | 770339 | 1 | |
| | 230 | ● | 3P+N+⊕ | 9 | 770349 | 1 | |
| | 400 | ● | 2P+⊕ | 9 | 770329 | 1 | |
| | 400 | ● | 3P+⊕ | 6 | 770336 | 1 | |
| | 400 | ● | 3P+N+⊕ | 6 | 770346 | 1 | |
| | 500 | ● | 3P+⊕ | 7 | 770337 | 1 | |
| | 500 | ● | 3P+N+⊕ | 7 | 770347 | 1 | |
| | 110 | ● | 3P+⊕ | 4 | 770434 | 1 | |
| | 110 | ● | 3P+N+⊕ | 4 | 770444 | 1 | |
| | 125 | 230 | ● | 3P+⊕ | 9 | 770439 | 1 |
| 230 | | ● | 3P+N+⊕ | 9 | 770449 | 1 | |
| 400 | | ● | 3P+⊕ | 6 | 770436 | 1 | |
| 400 | | ● | 3P+N+⊕ | 6 | 770446 | 1 | |
| 500 | | ● | 3P+⊕ | 7 | 770437 | 1 | |
| 500 | | ● | 3P+N+⊕ | 7 | 770447 | 1 | |

Features: the socket-outlets are designed to allow for padlocking, either in a stand-alone fashion or connected to plugs. The padlock must have a min. shackle width of 10.5 mm, a height of 32 mm and a max. wire Ø of 3.5 mm.



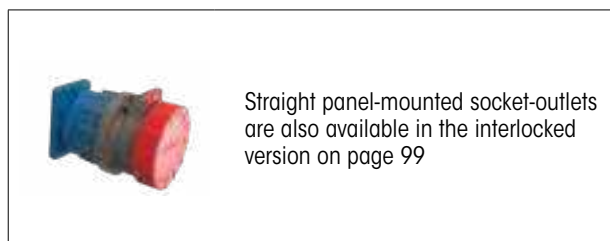
Couplers are also available in the interlocked version on page 99



Straight panel-mounted socket-outlets
50/60Hz
IP66/IP67/IP68/IP69

| Rated current (A) | Rated voltage (V) | Flange dimensions (mm) | Voltage colour | Poles | h ref. | Palazzoli code | Pack Qty | |
|-------------------|-------------------|------------------------|----------------|--------|--------|----------------|---------------|---|
| 16 | 110 | 65x83 | ● | 2P+⊕ | 4 | 772124 | 1 | |
| | 110 | 65x83 | ● | 3P+⊕ | 4 | 772134 | 1 | |
| | 110 | 65x83 | ● | 3P+N+⊕ | 4 | 772144 | 1 | |
| | 230 | 65x83 | ● | 2P+⊕ | 6 | 772126 | 10 | |
| | 230 | 65x83 | ● | 3P+⊕ | 9 | 772139 | 1 | |
| | 230 | 65x83 | ● | 3P+N+⊕ | 9 | 772149 | 1 | |
| | 400 | 65x83 | ● | 2P+⊕ | 9 | 772129 | 1 | |
| | 400 | 65x83 | ● | 3P+⊕ | 6 | 772136 | 1 | |
| | 400 | 65x83 | ● | 3P+N+⊕ | 6 | 772146 | 1 | |
| | 500 | 65x83 | ● | 3P+⊕ | 7 | 772137 | 1 | |
| | 500 | 65x83 | ● | 3P+N+⊕ | 7 | 772147 | 1 | |
| | 32 | 110 | 65x83 | ● | 2P+⊕ | 4 | 772224 | 1 |
| | | 110 | 65x83 | ● | 3P+⊕ | 4 | 772234 | 1 |
| | | 110 | 100x108 | ● | 3P+N+⊕ | 4 | 772244 | 1 |
| 230 | | 65x83 | ● | 2P+⊕ | 6 | 772226 | 1 | |
| 230 | | 65x83 | ● | 3P+⊕ | 9 | 772239 | 1 | |
| 230 | | 100x108 | ● | 3P+N+⊕ | 9 | 772249 | 1 | |
| 400 | | 65x83 | ● | 2P+⊕ | 9 | 772229 | 1 | |
| 400 | | 65x83 | ● | 3P+⊕ | 6 | 772236 | 1 | |
| 400 | | 100x108 | ● | 3P+N+⊕ | 6 | 772246 | 1 | |
| 500 | | 65x83 | ● | 3P+⊕ | 7 | 772237 | 1 | |
| 500 | | 100x108 | ● | 3P+N+⊕ | 7 | 772247 | 1 | |
| 380-440 | | 65x83 | ● | 3P+⊕ | 3 | 772233 | 1 | |
| 63 | | 110 | 100x108 | ● | 2P+⊕ | 4 | 772324 | 1 |
| | | 110 | 100x108 | ● | 3P+⊕ | 4 | 772334 | 1 |
| | 110 | 100x108 | ● | 3P+N+⊕ | 4 | 772344 | 1 | |
| | 230 | 100x108 | ● | 2P+⊕ | 6 | 772326 | 1 | |
| | 230 | 100x108 | ● | 3P+⊕ | 9 | 772339 | 1 | |
| | 230 | 100x108 | ● | 3P+N+⊕ | 9 | 772349 | 1 | |
| | 400 | 100x108 | ● | 2P+⊕ | 9 | 772329 | 1 | |
| | 400 | 100x108 | ● | 3P+⊕ | 6 | 772336 | 1 | |
| | 400 | 100x108 | ● | 3P+N+⊕ | 6 | 772346 | 1 | |
| | 500 | 100x108 | ● | 3P+⊕ | 7 | 772337 | 1 | |
| | 500 | 100x108 | ● | 3P+N+⊕ | 7 | 772347 | 1 | |
| | 110 | 114x114 | ● | 3P+⊕ | 4 | 772434 | 1 | |
| | 110 | 114x114 | ● | 3P+N+⊕ | 4 | 772444 | 1 | |
| | 125 | 230 | 114x114 | ● | 3P+⊕ | 9 | 772439 | 1 |
| 230 | | 114x114 | ● | 3P+N+⊕ | 9 | 772449 | 1 | |
| 400 | | 114x114 | ● | 3P+⊕ | 6 | 772436 | 1 | |
| 400 | | 114x114 | ● | 3P+N+⊕ | 6 | 772446 | 1 | |
| 500 | | 114x114 | ● | 3P+⊕ | 7 | 772437 | 1 | |
| 500 | | 114x114 | ● | 3P+N+⊕ | 7 | 772447 | 1 | |

Features: the socket-outlets are designed to allow for padlocking, either in a stand-alone fashion or connected to plugs. The padlock must have a min. shackle width of 10.5 mm, a height of 32 mm and a max. wire Ø of 3.5 mm.



Straight panel-mounted socket-outlets are also available in the interlocked version on page 99



XCEE

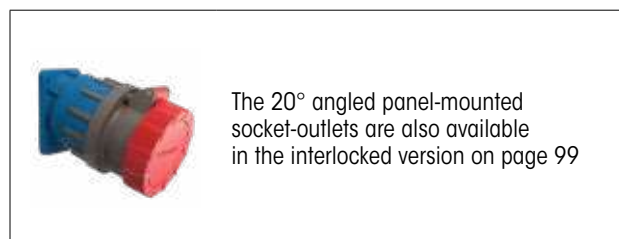
Safety performance mobile plugs and socket-outlets



20° angled
panel-mounted socket-outlets
50/60Hz
IP66/IP67/IP68/IP69

| Rated current (A) | Rated voltage (V) | Flange dimensions (mm) | Voltage colour | Poles | h ref. | Palazzoli code | Pack Qty |
|-------------------|-------------------|------------------------|----------------|--------|---------------|----------------|----------|
| 16 | 110 | 65x83 | Yellow | 2P+⊕ | 4 | 773124 | 1 |
| | 110 | 65x83 | Yellow | 3P+⊕ | 4 | 773134 | 1 |
| | 110 | 65x83 | Yellow | 3P+N+⊕ | 4 | 773144 | 1 |
| | 230 | 65x83 | Blue | 2P+⊕ | 6 | 773126 | 10 |
| | 230 | 65x83 | Blue | 3P+⊕ | 9 | 773139 | 1 |
| | 230 | 65x83 | Blue | 3P+N+⊕ | 9 | 773149 | 1 |
| | 400 | 65x83 | Red | 2P+⊕ | 9 | 773129 | 1 |
| | 400 | 65x83 | Red | 3P+⊕ | 6 | 773136 | 1 |
| | 400 | 65x83 | Red | 3P+N+⊕ | 6 | 773146 | 1 |
| | 500 | 65x83 | Black | 3P+⊕ | 7 | 773137 | 1 |
| 500 | 65x83 | Black | 3P+N+⊕ | 7 | 773147 | 1 | |
| 32 | 110 | 65x83 | Yellow | 2P+⊕ | 4 | 773224 | 1 |
| | 110 | 65x83 | Yellow | 3P+⊕ | 4 | 773234 | 1 |
| | 110 | 100x108 | Yellow | 3P+N+⊕ | 4 | 773244 | 1 |
| | 230 | 65x83 | Blue | 2P+⊕ | 6 | 773226 | 1 |
| | 230 | 65x83 | Blue | 3P+⊕ | 9 | 773239 | 1 |
| | 230 | 100x108 | Blue | 3P+N+⊕ | 9 | 773249 | 1 |
| | 400 | 65x83 | Red | 2P+⊕ | 9 | 773229 | 1 |
| | 400 | 65x83 | Red | 3P+⊕ | 6 | 773236 | 1 |
| | 400 | 100x108 | Red | 3P+N+⊕ | 6 | 773246 | 1 |
| | 500 | 65x83 | Black | 3P+⊕ | 7 | 773237 | 1 |
| 500 | 100x108 | Black | 3P+N+⊕ | 7 | 773247 | 1 | |
| 380-440 | 65x83 | Red | 3P+⊕ | 3 | 773233 | 1 | |
| 63 | 110 | 100x108 | Yellow | 2P+⊕ | 4 | 773324 | 1 |
| | 110 | 100x108 | Yellow | 3P+⊕ | 4 | 773334 | 1 |
| | 110 | 100x108 | Yellow | 3P+N+⊕ | 4 | 773344 | 1 |
| | 230 | 100x108 | Blue | 2P+⊕ | 6 | 773326 | 1 |
| | 230 | 100x108 | Blue | 3P+⊕ | 9 | 773339 | 1 |
| | 230 | 100x108 | Blue | 3P+N+⊕ | 9 | 773349 | 1 |
| | 400 | 100x108 | Red | 2P+⊕ | 9 | 773329 | 1 |
| | 400 | 100x108 | Red | 3P+⊕ | 6 | 773336 | 1 |
| | 400 | 100x108 | Red | 3P+N+⊕ | 6 | 773346 | 1 |
| | 500 | 100x108 | Black | 3P+⊕ | 7 | 773337 | 1 |
| 500 | 100x108 | Black | 3P+N+⊕ | 7 | 773347 | 1 | |
| 125 | 110 | 114x114 | Yellow | 3P+⊕ | 4 | 773434 | 1 |
| | 110 | 114x114 | Yellow | 3P+N+⊕ | 4 | 773444 | 1 |
| | 230 | 114x114 | Blue | 3P+⊕ | 9 | 773439 | 1 |
| | 230 | 114x114 | Blue | 3P+N+⊕ | 9 | 773449 | 1 |
| | 400 | 114x114 | Red | 3P+⊕ | 6 | 773436 | 1 |
| | 400 | 114x114 | Red | 3P+N+⊕ | 6 | 773446 | 1 |
| | 500 | 114x114 | Black | 3P+⊕ | 7 | 773437 | 1 |
| | 500 | 114x114 | Black | 3P+N+⊕ | 7 | 773447 | 1 |

Features: the socket-outlets are designed to allow for padlocking, either in a stand-alone fashion or connected to plugs. The padlock must have a min. shackle width of 10.5 mm, a height of 32 mm and a max. wire Ø of 3.5 mm.



The 20° angled panel-mounted socket-outlets are also available in the interlocked version on page 99

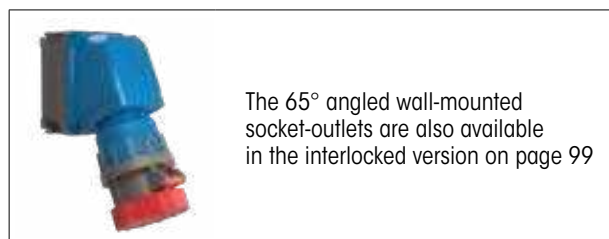


65° angled
wall-mounted socket-outlets
50/60Hz
IP66/IP67/IP68/IP69

| Rated current (A) | Rated voltage (V) | Voltage colour | Poles | h ref. | Palazzoli code | Pack Qty |
|-------------------|-------------------|----------------|--------|---------------|----------------|----------|
| 16 | 110 | Yellow | 2P+⊕ | 4 | 776124 | 1 |
| | 110 | Yellow | 3P+⊕ | 4 | 776134 | 1 |
| | 110 | Yellow | 3P+N+⊕ | 4 | 776144 | 1 |
| | 230 | Blue | 2P+⊕ | 6 | 776126 | 1 |
| | 230 | Blue | 3P+⊕ | 9 | 776139 | 1 |
| | 230 | Blue | 3P+N+⊕ | 9 | 776149 | 1 |
| | 400 | Red | 2P+⊕ | 9 | 776129 | 1 |
| | 400 | Red | 3P+⊕ | 6 | 776136 | 1 |
| | 400 | Red | 3P+N+⊕ | 6 | 776146 | 1 |
| | 500 | Black | 3P+⊕ | 7 | 776137 | 1 |
| 500 | Black | 3P+N+⊕ | 7 | 776147 | 1 | |
| 32 | 110 | Yellow | 2P+⊕ | 4 | 776224 | 1 |
| | 110 | Yellow | 3P+⊕ | 4 | 776234 | 1 |
| | 110 | Yellow | 3P+N+⊕ | 4 | 776244 | 1 |
| | 230 | Blue | 2P+⊕ | 6 | 776226 | 1 |
| | 230 | Blue | 3P+⊕ | 9 | 776239 | 1 |
| | 230 | Blue | 3P+N+⊕ | 9 | 776249 | 1 |
| | 400 | Red | 2P+⊕ | 9 | 776229 | 1 |
| | 400 | Red | 3P+⊕ | 6 | 776236 | 1 |
| | 400 | Red | 3P+N+⊕ | 6 | 776246 | 1 |
| | 500 | Black | 3P+⊕ | 7 | 776237 | 1 |
| 500 | Black | 3P+N+⊕ | 7 | 776247 | 1 | |
| 380-440 | Red | 3P+⊕ | 3 | 776233 | 1 | |
| 63 | 110 | Yellow | 2P+⊕ | 4 | 776324 | 1 |
| | 110 | Yellow | 3P+⊕ | 4 | 776334 | 1 |
| | 110 | Yellow | 3P+N+⊕ | 4 | 776344 | 1 |
| | 230 | Blue | 2P+⊕ | 6 | 776326 | 1 |
| | 230 | Blue | 3P+⊕ | 9 | 776339 | 1 |
| | 230 | Blue | 3P+N+⊕ | 9 | 776349 | 1 |
| | 400 | Red | 2P+⊕ | 9 | 776329 | 1 |
| | 400 | Red | 3P+⊕ | 6 | 776336 | 1 |
| | 400 | Red | 3P+N+⊕ | 6 | 776346 | 1 |
| | 500 | Black | 3P+⊕ | 7 | 776337 | 1 |
| 500 | Black | 3P+N+⊕ | 7 | 776347 | 1 | |
| 125 | 110 | Yellow | 3P+⊕ | 4 | 776434 | 1 |
| | 110 | Yellow | 3P+N+⊕ | 4 | 776444 | 1 |
| | 230 | Blue | 3P+⊕ | 9 | 776439 | 1 |
| | 230 | Blue | 3P+N+⊕ | 9 | 776449 | 1 |
| | 400 | Red | 3P+⊕ | 6 | 776436 | 1 |
| | 400 | Red | 3P+N+⊕ | 6 | 776446 | 1 |
| | 500 | Black | 3P+⊕ | 7 | 776437 | 1 |
| | 500 | Black | 3P+N+⊕ | 7 | 776447 | 1 |

Features: the socket-outlets are designed to allow for padlocking, either in a stand-alone fashion or connected to plugs. The padlock must have a min. shackle width of 10.5 mm, a height of 32 mm and a max. wire Ø of 3.5 mm.

Notes: 125A socket-outlets, 80° angled.



The 65° angled wall-mounted socket-outlets are also available in the interlocked version on page 99



XCEE

Safety performance mobile plugs and socket-outlets



Handles for inserts
IP66/IP67/IP68/IP69

| Rated current (A) | Poles | Entry cable diameter (mm) | Palazzoli code | Pack Qty |
|-------------------|----------------------|---------------------------|----------------|----------|
| 16 | 2P+⊕ | 6.3 - 18 | 419001 | 5 |
| | 3P+⊕ | 6.3 - 18 | 419002 | 5 |
| | 3P+N+⊕ | 9 - 23 | 419003 | 5 |
| 2P+⊕ / 3P+⊕ | 9 - 23 | | | |
| 32 | 3P+N+⊕ | 13 - 27 | 419004 | 5 |
| | 2P+⊕ / 3P+⊕ / 3P+N+⊕ | 14 - 36 | 419005 | 5 |
| 125 | 2P+⊕ / 3P+⊕ / 3P+N+⊕ | 16 - 50 | 419006 | 5 |



Straight panel-mounted flanges for inserts
IP66/IP67/IP68/IP69

| Rated current (A) | Poles | Flange dimensions (mm) | Palazzoli code | Pack Qty |
|-------------------|----------------------|------------------------|----------------|----------|
| 16 | 2P+⊕ | 65x83 | 419021 | 5 |
| | 3P+⊕ | 65x83 | 419022 | 5 |
| | 3P+N+⊕ | 65x83 | 419023 | 5 |
| 2P+⊕ / 3P+⊕ | 65x83 | | | |
| 32 | 3P+N+⊕ | 100x108 | 419024 | 5 |
| | 2P+⊕ / 3P+⊕ / 3P+N+⊕ | 100 x 108 | 419025 | 5 |
| 125 | 2P+⊕ / 3P+⊕ / 3P+N+⊕ | 114x114 | 419026 | 5 |



20° angled panel-mounted flanges for inserts
IP66/IP67/IP68/IP69

| Rated current (A) | Poles | Flange dimensions (mm) | Palazzoli code | Pack Qty |
|-------------------|----------------------|------------------------|----------------|----------|
| 16 | 2P+⊕ | 65x83 | 419031 | 5 |
| | 3P+⊕ | 65x83 | 419032 | 5 |
| | 3P+N+⊕ | 65x83 | 419033 | 5 |
| 2P+⊕ / 3P+⊕ | 65x83 | | | |
| 32 | 3P+N+⊕ | 100x108 | 419034 | 5 |
| | 2P+⊕ / 3P+⊕ / 3P+N+⊕ | 100x108 | 419035 | 5 |
| 125 | 2P+⊕ / 3P+⊕ / 3P+N+⊕ | 114x114 | 419036 | 5 |



65° angled wall-mounted modular boxes with TAIS system for panel-mounted devices
IP66/IP67/IP68/IP69

| Rated current (A) | For flange with dimensions (mm) | Box dimensions (mm) | Palazzoli code | Pack Qty |
|-------------------|---------------------------------|---------------------|----------------|----------|
| 16-32 | 65x83 | 92x125 | 532131 | 1 |
| 32-63 | 100x108 | 125x185 | 532132 | 1 |
| 125 | 114x114 | | 532133* | 1 |

*Notes: 80° angled box.



Wall-mounted modular boxes with TAIS system for panel-mounted devices
IP66/IP67/IP68/IP69

| Rated current (A) | For flange with dimensions (mm) | Box dimensions (mm) | Palazzoli code | Pack Qty |
|-------------------|---------------------------------|---------------------|----------------|----------|
| 16-32 | 65x83 | 92x125 | 532101 | 1 |
| 32-63 | 100x108 | 125x185 | 532102 | 1 |
| 125 | 114x114 | | 532103 | 1 |



Wall-mounted modular boxes with TAIS system for 2 panel-mounted devices
IP66/IP67/IP68/IP69

| Rated current (A) | For flange with dimensions (mm) | Box dimensions (mm) | Palazzoli code | Pack Qty |
|-------------------|---------------------------------|---------------------|----------------|----------|
| 16-32 | 2x(65x83) | 92x255 | 532121 | 1 |
| 32-63 | 2x(100x108) | 125x352 | 532122* | 1 |
| 16-32-63 | or 1x(65x83)+1x(100x108) | | | |

Equipment included: 1 blind flange.

*1 flange adaptor frame, from flange 100x108 to flange 65x83, code 532841.



Flange adaptor frame from 100x108 flange to 65x83 flange for wall-mounted boxes
IP66/IP67/IP68/IP69

| Frame dimensions (mm) | For flange with dimensions (mm) | Palazzoli code | Pack Qty |
|-----------------------|---------------------------------|----------------|----------|
| 100x108 | 65x83 | 532841 | 1 |



Blind flanges for wall-mounted boxes
IP66/IP67/IP68/IP69

| Flange dimensions (mm) | Palazzoli code | Pack Qty |
|------------------------|----------------|----------|
| 65x83 | 532843 | 1 |
| 100x108 | 532842 | 1 |



CEE

Extra low voltage plugs and sockets

| | |
|--------------------------------------|--|
| Body material | Technopolymer |
| Colour | RAL 7042 |
| Protection rating | IP44 - IP67 |
| Impact resistance | IK07 |
| Resistance to abnormal heat and fire | 850°C (enclosure) 850°C (16A/32A insert) 960°C (63A/125A insert) |
| Flammability class | V-2 (enclosure) V-2 (16A/32A insert) V-0 (63A/125A insert) |
| Ambient operating temperature | -25°C - +50°C |
| Ambient storage temperature | -30°C - +70°C |
| Rated current | 16A - 32A - 63A - 125A |
| Operating voltage | 24V - 50V |
| Insulation voltage | 50V |
| Operating frequency | 50/200Hz and DC |
| Terminal type | Screw type, direct clamping |



DIRECTIVES

2001/95/CE (GPSD)
2011/65/EU (RoHS)
2012/19/EU (WEEE)

PRODUCT STANDARDS

IEC/EN 60309-1
IEC/EN 60309-2
IEC/EN 63000

Cable features:

| Rated current (A) | Poles | Entry cable diameter (mm) | Entry cable cross-section (mm²) |
|-------------------|-------|---------------------------|---------------------------------|
| 16 | 2P | 10.5 - 23 | 4 - 10 |
| | 3P | | |
| 32 | 2P | | |
| | 3P | | |
| 63 | 2P | 16 - 31.5 | 4 - 16 |
| | 3P | | |
| 125 | 3P | 24.5 - 45 | 6 - 50 |



Straight mobile plugs
extra-low voltage
IP44

| Rated current (A) | Frequency | Rated voltage (V) | Voltage colour | Poles | h ref. | Palazzoli code | Pack Qty |
|-------------------|-----------|-------------------|----------------|-------|--------|----------------|---------------|
| 16 | 50/60Hz | 24 | ■ | 2P | - | 477002 | 10 |
| | 50/60Hz | 24 | ■ | 3P | - | 477062 | 1 |
| | 50/60Hz | 42 | ○ | 2P | 12 | 477102 | 1 |
| | 50/60Hz | 42 | ○ | 3P | 12 | 477112 | 1 |
| | 100/200Hz | 24-42 | ■ | 2P | 4 | 477012 | 1 |
| | 100/200Hz | 24-42 | ■ | 3P | 4 | 477122 | 1 |
| | DC | 24-42 | ○ | 2P | 10 | 477602 | 1 |
| | 32 | 50/60Hz | 24 | ■ | 2P | - | 477005 |
| 50/60Hz | | 24 | ■ | 3P | - | 477065 | 1 |
| 50/60Hz | | 42 | ○ | 2P | 12 | 477105 | 1 |
| 50/60Hz | | 42 | ○ | 3P | 12 | 477115 | 1 |
| 100/200Hz | | 24-42 | ■ | 2P | 4 | 477015 | 1 |
| 100/200Hz | | 24-42 | ■ | 3P | 4 | 477175 | 1 |
| DC | | 24-42 | ○ | 2P | 10 | 477605 | 1 |



Straight mobile plugs
extra-low voltage
IP67

| Rated current (A) | Frequency | Rated voltage (V) | Voltage colour | Poles | h ref. | Palazzoli code | Pack Qty |
|-------------------|-----------|-------------------|----------------|-------|--------|----------------|---------------|
| 16 | 50/60Hz | 24 | ■ | 2P | - | 477003 | 1 |
| | 50/60Hz | 24 | ■ | 3P | - | 477063 | 1 |
| | 50/60Hz | 42 | ○ | 2P | 12 | 477103 | 1 |
| | 50/60Hz | 42 | ○ | 3P | 12 | 477113 | 1 |
| | 100/200Hz | 24-42 | ■ | 2P | 4 | 477013 | 1 |
| | 100/200Hz | 24-42 | ■ | 3P | 4 | 477123 | 1 |
| | DC | 24-42 | ○ | 2P | 10 | 477603 | 1 |
| | 32 | 50/60Hz | 24 | ■ | 2P | - | 477006 |
| 50/60Hz | | 24 | ■ | 3P | - | 477066 | 1 |
| 50/60Hz | | 42 | ○ | 2P | 12 | 477106 | 1 |
| 50/60Hz | | 42 | ○ | 3P | 12 | 477116 | 1 |
| 100/200Hz | | 24-42 | ■ | 2P | 4 | 477016 | 1 |
| 100/200Hz | | 24-42 | ■ | 3P | 4 | 477176 | 1 |
| DC | | 24-42 | ○ | 2P | 10 | 477606 | 1 |



CEE

Extra low voltage plugs and sockets



Straight mobile plugs for high currents extra low voltage 50/60Hz IP67

| Rated current (A) | Rated voltage (V) | Voltage colour | Poles | h ref. | Palazzoli code | Pack Qty |
|-------------------|-------------------|----------------|-------|--------|----------------|----------|
| 63 | 48 | ■ | 2P | 1 | 477951 | 1 |
| | 48 | ■ | 3P | 1 | 477952 | 1 |
| 125 | 48 | ■ | 3P | 1 | 477955 | 1 |



90° angled wall-mounted fixed inlets extra low voltage IP44

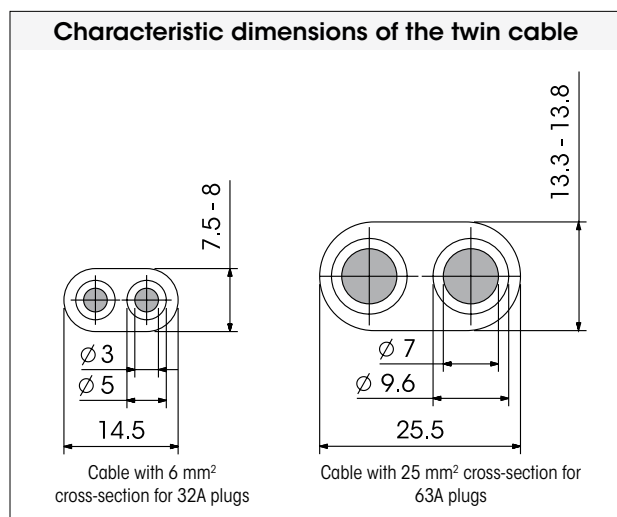
| Rated current (A) | Frequency | Rated voltage (V) | Voltage colour | Poles | h ref. | Palazzoli code | Pack Qty |
|-------------------|-----------|-------------------|----------------|-------|--------|----------------|----------|
| 16 | 50/60Hz | 24 | ■ | 2P | - | 476002 | 1 |
| | 50/60Hz | 24 | ■ | 3P | - | 476012 | 1 |
| | 50/60Hz | 42 | □ | 2P | 12 | 476102 | 1 |
| | 50/60Hz | 42 | □ | 3P | 12 | 476112 | 1 |
| | 100/200Hz | 24-42 | ■ | 2P | 4 | 476042 | 1 |
| | 100/200Hz | 24-42 | ■ | 3P | 4 | 476142 | 1 |
| | DC | 24-42 | □ | 2P | 10 | 476602 | 1 |
| | 50/60Hz | 24 | ■ | 2P | - | 476005 | 1 |
| | 50/60Hz | 24 | ■ | 3P | - | 476015 | 1 |
| | 50/60Hz | 42 | □ | 2P | 12 | 476105 | 1 |
| 32 | 50/60Hz | 42 | □ | 3P | 12 | 476115 | 1 |
| | 100/200Hz | 24-42 | ■ | 2P | 4 | 476045 | 1 |
| | 100/200Hz | 24-42 | ■ | 3P | 4 | 476145 | 1 |
| | DC | 24-42 | □ | 2P | 10 | 476605 | 1 |

Equipment included: cable gland Pg21.



Straight mobile plugs for twin cable extra low voltage 50/60Hz IP67

| Rated current (A) | Rated voltage (V) | Voltage colour | Poles | h ref. | Palazzoli code | Pack Qty |
|-------------------|-------------------|----------------|-------|--------|----------------|----------|
| 32 | 48 | □ | 2P | 12 | 477107 | 1 |
| 63 | 48 | ■ | 2P | 1 | 477901 | 1 |





CEE

Extra low voltage plugs and sockets



Couplers
extra-low voltage
IP44

| Rated current (A) | Frequency | Rated voltage (V) | Voltage colour | Poles | h ref. | Palazzoli code | Pack Qty |
|-------------------|-----------|-------------------|----------------|-------|--------|----------------|----------|
| 16 | 50/60Hz | 24 | ● | 2P | - | 473002 | 1 |
| | 50/60Hz | 24 | ● | 3P | - | 473062 | 1 |
| | 50/60Hz | 42 | ○ | 2P | 12 | 473102 | 1 |
| | 50/60Hz | 42 | ○ | 3P | 12 | 473112 | 1 |
| | 100/200Hz | 24-42 | ● | 2P | 4 | 473012 | 1 |
| | 100/200Hz | 24-42 | ● | 3P | 4 | 473122 | 1 |
| | DC | 24-42 | ○ | 2P | 10 | 473602 | 1 |
| 32 | 50/60Hz | 24 | ● | 2P | - | 473005 | 1 |
| | 50/60Hz | 24 | ● | 3P | - | 473065 | 1 |
| | 50/60Hz | 42 | ○ | 2P | 12 | 473105 | 1 |
| | 50/60Hz | 42 | ○ | 3P | 12 | 473115 | 1 |
| | 100/200Hz | 24-42 | ● | 2P | 4 | 473015 | 1 |
| | 100/200Hz | 24-42 | ● | 3P | 4 | 473125 | 1 |
| | DC | 24-42 | ○ | 2P | 10 | 473605 | 1 |



Straight mobile socket-outlets
for high currents
extra low voltage
50/60Hz IP67

| Rated current (A) | Rated voltage (V) | Voltage colour | Poles | h ref. | Palazzoli code | Pack Qty |
|-------------------|-------------------|----------------|-------|--------|----------------|----------|
| 63 | 48 | ● | 2P | 1 | 473951 | 1 |
| | 48 | ● | 3P | 1 | 473952 | 1 |
| 125 | 48 | ● | 3P | 1 | 473955 | 1 |



Straight mobile socket-outlets
for twin cable
extra low voltage
50/60Hz IP67

| Rated current (A) | Rated voltage (V) | Voltage colour | Poles | h ref. | Palazzoli code | Pack Qty |
|-------------------|-------------------|----------------|-------|--------|----------------|----------|
| 32 | 48 | ● | 2P | 12 | 473107 | 1 |
| 63 | 48 | ● | 2P | 1 | 473901 | 1 |



Couplers
extra-low voltage
IP67

| Rated current (A) | Frequency | Rated voltage (V) | Voltage colour | Poles | h ref. | Palazzoli code | Pack Qty |
|-------------------|-----------|-------------------|----------------|-------|--------|----------------|----------|
| 16 | 50/60Hz | 24 | ● | 2P | - | 473003 | 1 |
| | 50/60Hz | 24 | ● | 3P | - | 473063 | 1 |
| | 50/60Hz | 42 | ○ | 2P | 12 | 473103 | 1 |
| | 50/60Hz | 42 | ○ | 3P | 12 | 473113 | 1 |
| | 100/200Hz | 24-42 | ● | 2P | 4 | 473013 | 1 |
| | 100/200Hz | 24-42 | ● | 3P | 4 | 473123 | 1 |
| | DC | 24-42 | ○ | 2P | 10 | 473603 | 1 |
| 32 | 50/60Hz | 24 | ● | 2P | - | 473006 | 1 |
| | 50/60Hz | 24 | ● | 3P | - | 473066 | 1 |
| | 50/60Hz | 42 | ○ | 2P | 12 | 473106 | 1 |
| | 50/60Hz | 42 | ○ | 3P | 12 | 473116 | 1 |
| | 100/200Hz | 24-42 | ● | 2P | 4 | 473016 | 1 |
| | 100/200Hz | 24-42 | ● | 3P | 4 | 473126 | 1 |
| | DC | 24-42 | ○ | 2P | 10 | 473606 | 1 |



90° angled
wall-mounted socket-outlets
extra low voltage
IP44

| Rated current (A) | Frequency | Rated voltage (V) | Voltage colour | Poles | h ref. | Palazzoli code | Pack Qty |
|-------------------|-----------|-------------------|----------------|-------|--------|----------------|----------|
| 16 | 50/60Hz | 24 | ● | 2P | - | 471002 | 1 |
| | 50/60Hz | 24 | ● | 3P | - | 471012 | 1 |
| | 50/60Hz | 42 | ○ | 2P | 12 | 471102 | 1 |
| | 50/60Hz | 42 | ○ | 3P | 12 | 471112 | 1 |
| | 100/200Hz | 24-42 | ● | 2P | 4 | 471011 | 1 |
| | 100/200Hz | 24-42 | ● | 3P | 4 | 471151 | 1 |
| | DC | 24-42 | ○ | 2P | 10 | 471602 | 1 |
| 32 | 50/60Hz | 24 | ● | 2P | - | 471005 | 1 |
| | 50/60Hz | 24 | ● | 3P | - | 471015 | 1 |
| | 50/60Hz | 42 | ○ | 2P | 12 | 471105 | 1 |
| | 50/60Hz | 42 | ○ | 3P | 12 | 471115 | 1 |
| | 100/200Hz | 24-42 | ● | 2P | 4 | 471018 | 1 |
| | 100/200Hz | 24-42 | ● | 3P | 4 | 471019 | 1 |
| | DC | 24-42 | ○ | 2P | 10 | 471605 | 1 |

Equipment included : cable gland Pg21.



CEE

Extra low voltage plugs and sockets



Flush-mounted straight fixed socket-outlets extra low voltage IP44

| Rated current (A) | Frequency | Rated voltage (V) | Voltage colour | Poles | h ref. | Palazzoli code | Pack Qty |
|-------------------|-----------|-------------------|----------------|-------|--------|----------------|----------|
| 16 | 50/60Hz | 24 | ● | 2P | - | 471032 | 1 |
| | 50/60Hz | 24 | ● | 3P | - | 471042 | 1 |
| | 50/60Hz | 42 | ○ | 2P | 12 | 471132 | 1 |
| | 50/60Hz | 42 | ○ | 3P | 12 | 471142 | 1 |
| | 100/200Hz | 24-42 | ● | 2P | 4 | 471051 | 1 |
| | 100/200Hz | 24-42 | ● | 3P | 4 | 471022 | 1 |
| | DC | 24-42 | ○ | 2P | 10 | 471632 | 1 |
| 32 | 50/60Hz | 24 | ● | 2P | - | 471035 | 1 |
| | 50/60Hz | 24 | ● | 3P | - | 471045 | 1 |
| | 50/60Hz | 42 | ○ | 2P | 12 | 471135 | 1 |
| | 50/60Hz | 42 | ○ | 3P | 12 | 471145 | 1 |
| | 100/200Hz | 24-42 | ● | 2P | 4 | 471108 | 1 |
| | 100/200Hz | 24-42 | ● | 3P | 4 | 471118 | 1 |
| | DC | 24-42 | ○ | 2P | 10 | 471635 | 1 |



Flush-mounted straight fixed socket-outlets extra low voltage IP67

| Rated current (A) | Frequency | Rated voltage (V) | Voltage colour | Poles | h ref. | Palazzoli code | Pack Qty |
|-------------------|-----------|-------------------|----------------|-------|--------|----------------|----------|
| 16 | 50/60Hz | 24 | ● | 2P | - | 471003 | 1 |
| | 50/60Hz | 24 | ● | 3P | - | 471063 | 1 |
| | 50/60Hz | 42 | ○ | 2P | 12 | 471103 | 1 |
| | 50/60Hz | 42 | ○ | 3P | 12 | 471113 | 1 |
| | 100/200Hz | 24-42 | ● | 2P | 4 | 471013 | 1 |
| | 100/200Hz | 24-42 | ● | 3P | 4 | 471123 | 1 |
| | DC | 24-42 | ○ | 2P | 10 | 471603 | 1 |
| 32 | 50/60Hz | 24 | ● | 2P | - | 471007 | 1 |
| | 50/60Hz | 24 | ● | 3P | - | 471067 | 1 |
| | 50/60Hz | 42 | ○ | 2P | 12 | 471107 | 1 |
| | 50/60Hz | 42 | ○ | 3P | 12 | 471117 | 1 |
| | 100/200Hz | 24-42 | ● | 2P | 4 | 471017 | 1 |
| | 100/200Hz | 24-42 | ● | 3P | 4 | 471177 | 1 |
| | DC | 24-42 | ○ | 2P | 10 | 471607 | 1 |



Flush-mounted straight socket-outlets for high currents extra low voltage 50/60Hz IP67

| Rated current (A) | Rated voltage (V) | Voltage colour | Poles | h ref. | Palazzoli code | Pack Qty |
|-------------------|-------------------|----------------|-------|--------|----------------|----------|
| 63 | 48 | ● | 2P | 1 | 473971 | 1 |
| | 48 | ● | 3P | 1 | 473972 | 1 |
| 125 | 48 | ● | 3P | 1 | 473975 | 1 |



20° angled flush-mounted socket-outlets extra low voltage IP44

| Rated current (A) | Frequency | Rated voltage (V) | Voltage colour | Poles | h ref. | Palazzoli code | Pack Qty |
|-------------------|-----------|-------------------|----------------|-------|--------|----------------|----------|
| 16 | 50/60Hz | 24 | ● | 2P | - | 471062 | 1 |
| | 50/60Hz | 24 | ● | 3P | - | 471072 | 1 |
| | 50/60Hz | 42 | ○ | 2P | 12 | 471162 | 1 |
| | 50/60Hz | 42 | ○ | 3P | 12 | 471172 | 1 |
| | 100/200Hz | 24-42 | ● | 2P | 4 | 471111 | 1 |
| | 100/200Hz | 24-42 | ● | 3P | 4 | 471122 | 1 |
| | DC | 24-42 | ○ | 2P | 10 | 471662 | 1 |
| 32 | 50/60Hz | 24 | ● | 2P | - | 471065 | 1 |
| | 50/60Hz | 24 | ● | 3P | - | 471075 | 1 |
| | 50/60Hz | 42 | ○ | 2P | 12 | 471165 | 1 |
| | 50/60Hz | 42 | ○ | 3P | 12 | 471175 | 1 |
| | 100/200Hz | 24-42 | ● | 2P | 4 | 471058 | 1 |
| | 100/200Hz | 24-42 | ● | 3P | 4 | 471059 | 1 |
| | DC | 24-42 | ○ | 2P | 10 | 471665 | 1 |



15° angled flush-mounted socket-outlets for high currents extra low voltage 50/60Hz IP67

| Rated current (A) | Rated voltage (V) | Voltage colour | Poles | h ref. | Palazzoli code | Pack Qty |
|-------------------|-------------------|----------------|-------|--------|----------------|----------|
| 63 | 48 | ● | 2P | 1 | 473961 | 1 |
| | 48 | ● | 3P | 1 | 473962 | 1 |
| 125 | 48 | ● | 3P | 1 | 473965 | 1 |



ALUMAX

Plugs and sockets for high amperages

| | |
|-------------------------------|---|
| Body material | Aluminium alloy |
| Treatment of pins/receptacles | Silver plating |
| Colour | Natural |
| Protection rating | IP67 |
| Impact resistance | IK10 |
| Ambient operating temperature | -30°C - +60°C |
| Ambient storage temperature | -50°C - +90°C |
| Rated current | 250A - 320A - 400A |
| Operating voltage | Up to 1000V |
| Insulation voltage | 1000V |
| Operating frequency | 50/60Hz |
| Terminal type | 250A screw type for cable lugs 320A and 400A crimp or solder types |



DIRECTIVES

2014/35/EU (LVD)
2011/65/EU (RoHS)
2012/19/EU (WEEE)

PRODUCT STANDARDS

IEC/EN 60309-1
IEC/EN 63000

Cable features:

| Rated current (A) | Poles | Entry cable diameter (mm) | Entry cable cross-section (mm²) |
|-------------------|--------|---------------------------|---------------------------------|
| 250 | 3P+⊕ | 21 - 42 | 50 - 70 |
| | 3P+N+⊕ | | |
| 320 | 3P+⊕ | 38 - 62 | 120 |
| | 3P+N+⊕ | | |
| 400 | 3P+⊕ | 38 - 62 | 150 |
| | 3P+N+⊕ | | |



Straight mobile plugs in aluminium alloy for high amperages 50/60Hz IP67

| Rated current (A) | Poles | No. of pilot contacts (mm²) | Palazzoli code | Pack Qty |
|-------------------|--------|-----------------------------|----------------|----------|
| 250 | 3P+⊕ | 2x10 | 750530 | 1 |
| | 3P+N+⊕ | 2x6 | 750550 | 1 |
| 320 | 3P+N+⊕ | 2x6 | 750650 | 1 |
| 400 | 3P+N+⊕ | 2x6 | 750750 | 1 |

Notes: up to 660A available on request.

Technical accessories:



page 140



Flush-mounted straight plugs in aluminium alloy for high amperages 50/60Hz IP67

| Rated current (A) | Poles | No. of pilot contacts (mm²) | Palazzoli code | Pack Qty |
|-------------------|--------|-----------------------------|----------------|----------|
| 250 | 3P+⊕ | 2x10 | 751530 | 1 |
| | 3P+N+⊕ | 2x6 | 751550 | 1 |
| 320 | 3P+N+⊕ | 2x6 | 751650 | 1 |
| 400 | 3P+N+⊕ | 2x6 | 751750 | 1 |

Notes: up to 660A available on request.



Straight mobile socket-outlets in aluminium alloy for high amperages 50/60Hz IP67

| Rated current (A) | Poles | No. of pilot contacts (mm²) | Palazzoli code | Pack Qty |
|-------------------|--------|-----------------------------|----------------|----------|
| 250 | 3P+⊕ | 2x10 | 760530 | 1 |
| | 3P+N+⊕ | 2x6 | 760550 | 1 |
| 320 | 3P+N+⊕ | 2x6 | 760650 | 1 |
| 400 | 3P+N+⊕ | 2x6 | 760750 | 1 |

Notes: up to 660A available on request.



Flush-mounted straight socket-outlets in aluminium alloy for high amperages 50/60Hz IP67

| Rated current (A) | Poles | No. of pilot contacts (mm²) | Palazzoli code | Pack Qty |
|-------------------|--------|-----------------------------|----------------|----------|
| 250 | 3P+⊕ | 2x10 | 761530 | 1 |
| | 3P+N+⊕ | 2x6 | 761550 | 1 |
| 320 | 3P+N+⊕ | 2x6 | 761650 | 1 |
| 400 | 3P+N+⊕ | 2x6 | 761750 | 1 |

Notes: up to 660A available on request.



Interlocked socket-outlets

STANDARD APPLICATIONS



TOPTER

Compact vertical interlocked socket-outlets in technopolymer
Page 81



PRIMA

Compact horizontal interlocked socket-outlets in technopolymer
Page 92

ROTOSWITCHED SOCKET-OUTLETS



ROTOR

Interlocked socket-outlets in technopolymer with rotoswitch
Page 99

HEAVY-DUTY APPLICATIONS



TAIS

Increased safety interlocked socket-outlets in thermosetting GRP
Page 108



ULYSSE

Pre-wired quick-mounting interlocked socket-outlets in thermosetting GRP
Page 120



ALUPRES

Interlocked socket-outlets in high-resistance marine aluminium
Page 130



ALUMAX

Socket-outlets with electrical interlock in steel for high amperages
Page 140

EASY COMPOSER

Software for the design and cost estimate of distribution boards.

- ✓ Select the distribution board
- ✓ Compose your distribution board
- ✓ Calculate the cost estimate
- ✓ Download the certificates





INTERLOCKED SOCKET-OUTLETS IN TECHNOPOLYMER from 16A to 125A

Standard applications

| Rated current (A) | Rated voltage (V) | Poles | h ref. | TOPTER series | | | | PRIMA series | | | |
|-------------------|-------------------|----------------|--------|--------------------|-----------------|-------------------------|----------------------|--------------------|-----------------|--------------------|-----------------|
| | | | | Direct supply IP44 | With fuses IP44 | Direct supply IP66/IP67 | With fuses IP66/IP67 | Direct supply IP44 | With fuses IP44 | Direct supply IP55 | With fuses IP55 |
| 16 | 110 100-130 | 2P+⊕ | 4 | | | | | | | | |
| | | 3P+⊕ | 4 | | | | | | | | |
| | | 3P+N+⊕ | 4 | | | | | | | | |
| | 230 200-250 | 2P+⊕ | 6 | 492126 | 190126 | 491126 | 490126 | 493126 | 494126 | 495126 | 496126 |
| | | 3P+⊕ | 9 | | | 491139 | 490139 | | | 495139 | 496139 |
| | | 3P+N+⊕ | 9 | | | 491149 | 490149 | | | 495149 | 496149 |
| | 400 380-415 | 2P+⊕ | 9 | | | 491129 | 490129 | | | 495129 | 496129 |
| | | 3P+⊕ | 6 | 492136 | 190136 | 491136 | 490136 | 493136 | 494136 | 495136 | 496136 |
| | | 3P+N+⊕ | 6 | 492146 | 190146 | 491146 | 490146 | 493146 | 494146 | 495146 | 496146 |
| | 500 480-500 | 3P+⊕ | 7 | | | | | | | | |
| | | 3P+N+⊕ | 7 | | | | | | | | |
| | 32 | 110 100-130 | 2P+⊕ | 4 | | | 491224 | 490224 | | | 495224 |
| 3P+⊕ | | | 4 | | | 491234 | 490234 | | | 495234 | 496234 |
| 3P+N+⊕ | | | 4 | | | 491244 | 490244 | | | 495244 | 496244 |
| 230 200-250 | | 2P+⊕ | 6 | 492226 | 190226 | 491226 | 490226 | 493226 | 494226 | 495226 | 496226 |
| | | 3P+⊕ | 9 | | | 491239 | 490239 | | | 495239 | 496239 |
| | | 3P+N+⊕ | 9 | | | 491249 | 490249 | | | 495249 | 496249 |
| 400 380-415 | | 2P+⊕ | 9 | | | 491229 | 490229 | | | 495229 | 496229 |
| | | 3P+⊕ | 6 | 492236 | 190236 | 491236 | 490236 | 493236 | 494236 | 495236 | 496236 |
| | | 3P+N+⊕ | 6 | 492246 | 190246 | 491246 | 490246 | 493246 | 494246 | 495246 | 496246 |
| 500 480-500 | | 3P+⊕ | 7 | | | | | | | | |
| | | 3P+N+⊕ | 7 | | | | | | | | |
| 380-440 | | 3P+⊕ | 3 | | | 491233 | 490233 | | | 495233 | 496233 |
| 63 | 110 100-130 | 2P+⊕ | 4 | | | 481324 | 480324 | | | | |
| | | 3P+⊕ | 4 | | | 481334 | 480334 | | | | |
| | | 3P+N+⊕ | 4 | | | 481344 | 480344 | | | | |
| | 230 200-250 | 2P+⊕ | 6 | | | 481326 | 480326 | | | | |
| | | 3P+⊕ | 9 | | | 481339 | 480339 | | | | |
| | | 3P+N+⊕ | 9 | | | 481349 | 480349 | | | | |
| | 400 380-415 | 2P+⊕ | 9 | | | 481329 | 480329 | | | | |
| | | 3P+⊕ | 6 | | | 481336 | 480336 | | | | |
| | | 3P+N+⊕ | 6 | | | 481346 | 480346 | | | | |
| | 500 480-500 | 3P+⊕ | 7 | | | | | | | | |
| | | 3P+N+⊕ | 7 | | | | | | | | |
| | 125 | 400 380-415 | 3P+⊕ | 6 | | | | | | | |
| 3P+N+⊕ | | | 6 | | | | | | | | |
| 500 480-500 | | 3P+⊕ | 7 | | | | | | | | |
| | | 3P+N+⊕ | 7 | | | | | | | | |



EXTRA-LOW VOLTAGE

| Rated current (A) | Rated voltage (V) | Poles | h ref. | TOPTER series | PRIMA series |
|-------------------|-------------------|-------|--------|---|--|
| | | | | Self-protected with transformer 150VA IP66/IP67 | Self-protected with transformer 150VA IP55 |
| 16 | 230/24 | 2P | - | <p>page 81</p> | <p>page 93</p> |
| | | | | 490024 | 496024 |



INTERLOCKED SOCKET-OUTLETS IN TECHNOPOLYMER from 16A to 125A

Heavy-duty applications



| Rated current (A) | Rated voltage (V) | Poles | h ref. | ROTOR series | | | | ROTOR series - Compositions | | | |
|-------------------|-------------------|----------------|--------|---|--------------------------------------|------------------------------------|---|-----------------------------------|--|--|---|
| | | | | Straight mobile rotoswitches IP66/IP67/IP69 | Straight rotoswitches IP66/IP67/IP69 | Angled rotoswitches IP66/IP67/IP69 | 65° angled wall-mounted rotoswitches IP66/IP67/IP69 | Rotoswitch inserts IP66/IP67/IP69 | Straight panel-mounted flanges IP66/IP67/IP68/IP69 | 20° angled panel-mounted flanges IP66/IP67/IP68/IP69 | 65° angled wall-mounted boxes IP66/IP67/IP68/IP69 |
| 16 | 110 100-130 | 2P+≋ | 4 | 410124 | 412124 | 413124 | 416124 | 419124 | 419021 | 419031 | 532131 |
| | | 3P+≋ | 4 | 410134 | | | | 419134 | 419022 | 419032 | 532131 |
| | | 3P+N+≋ | 4 | 410144 | | | | 419144 | 419023 | 419033 | 532131 |
| | 230 200-250 | 2P+≋ | 6 | 410126 | 412126 | 413126 | 416126 | 419126 | 419021 | 419031 | 532131 |
| | | 3P+≋ | 9 | 410139 | | | | 419139 | 419022 | 419032 | 532131 |
| | | 3P+N+≋ | 9 | 410149 | | | | 419149 | 419023 | 419033 | 532131 |
| | 400 380-415 | 2P+≋ | 9 | 410129 | | | | 419129 | 419021 | 419031 | 532131 |
| | | 3P+≋ | 6 | 410136 | 412136 | 413136 | 416136 | 419136 | 419022 | 419032 | 532131 |
| | | 3P+N+≋ | 6 | 410146 | 412146 | 413146 | 416146 | 419146 | 419023 | 419033 | 532131 |
| | 500 480-500 | 3P+≋ | 7 | 410137 | | | | 419137 | 419022 | 419032 | 532131 |
| | | 3P+N+≋ | 7 | 410147 | | | | 419147 | 419023 | 419033 | 532131 |
| | 32 | 110 100-130 | 2P+≋ | 4 | 410224 | 412224 | 413224 | 416224 | 419224 | 419023 | 419033 |
| 3P+≋ | | | 4 | 410234 | | | | 419234 | 419023 | 419033 | 532131 |
| 3P+N+≋ | | | 4 | 410244 | | | | 419244 | 419024 | 419034 | 532132 |
| 230 200-250 | | 2P+≋ | 6 | 410226 | 412226 | 413226 | 416226 | 419226 | 419023 | 419033 | 532131 |
| | | 3P+≋ | 9 | 410239 | | | | 419239 | 419023 | 419033 | 532131 |
| | | 3P+N+≋ | 9 | 410249 | | | | 419249 | 419024 | 419034 | 532132 |
| 400 380-415 | | 2P+≋ | 9 | 410229 | | | | 419229 | 419023 | 419033 | 532131 |
| | | 3P+≋ | 6 | 410236 | 412236 | 413236 | 416236 | 419236 | 419023 | 419033 | 532131 |
| | | 3P+N+≋ | 6 | 410246 | 412246 | 413246 | 416246 | 419246 | 419024 | 419034 | 532132 |
| 500 480-500 | | 3P+≋ | 7 | 410237 | | | | 419237 | 419023 | 419033 | 532131 |
| | | 3P+N+≋ | 7 | 410247 | | | | 419247 | 419024 | 419034 | 532132 |
| 380-440 | | 3P+≋ | 3 | 410233 | 412233 | | | 419233 | 419023 | 419033 | 532131 |
| 63 | 110 100-130 | 2P+≋ | 4 | 410324 | | | | 419324 | 419025 | 419035 | 532132 |
| | | 3P+≋ | 4 | 410334 | | | | 419334 | 419025 | 419035 | 532132 |
| | | 3P+N+≋ | 4 | 410344 | | | | 419344 | 419025 | 419035 | 532132 |
| | 230 200-250 | 2P+≋ | 6 | 410326 | 412326 | 413326 | 416326 | 419326 | 419025 | 419035 | 532132 |
| | | 3P+≋ | 9 | 410339 | | | | 419339 | 419025 | 419035 | 532132 |
| | | 3P+N+≋ | 9 | 410349 | | | | 419349 | 419025 | 419035 | 532132 |
| | 400 380-415 | 2P+≋ | 9 | 410329 | | | | 419329 | 419025 | 419035 | 532132 |
| | | 3P+≋ | 6 | 410336 | 412336 | 413336 | 416336 | 419336 | 419025 | 419035 | 532132 |
| | | 3P+N+≋ | 6 | 410346 | 412346 | 413346 | 416346 | 419346 | 419025 | 419035 | 532132 |
| | 500 480-500 | 3P+≋ | 7 | 410337 | | | | 419337 | 419025 | 419035 | 532132 |
| | | 3P+N+≋ | 7 | 410347 | | | | 419347 | 419025 | 419035 | 532132 |
| | 125 | 400 380-415 | 3P+≋ | 6 | 410436 | 412436 | 413436 | 416436 | 419436 | 419026 | 419036 |
| 3P+N+≋ | | | 6 | 410446 | 412446 | 413446 | 416446 | 419446 | 419026 | 419036 | 532133 |
| 500 480-500 | | 3P+≋ | 7 | 410437 | | | | 419437 | 419026 | 419036 | 532133 |
| | | 3P+N+≋ | 7 | 410447 | | | | 419447 | 419026 | 419036 | 532133 |



The rotoswitch inserts can be installed:

- on straight or angled panel-mounted flanges.
- on the boxes by using straight or angled flanges to achieve 65° or 85° angled connections and reduce overall dimensions.



INTERLOCKED SOCKET-OUTLETS IN THERMOSETTING GRP from 16A to 125A

Heavy-duty applications

| Rated current (A) | Rated voltage (V) | Poles | h ref. | TAIS series | | | | | | | | | |
|-------------------|-------------------|----------------|--------|---------------------------|---------------------------|------------------------------|------------------------------|-------------------------|------------------------------|--------------------------------|--|---------------|--|
| | | | | With fuses IP66/IP67/IP69 | With fuses IP66/IP67/IP69 | Direct supply IP66/IP67/IP69 | Direct supply IP66/IP67/IP69 | With MCB IP66/IP67/IP69 | With DIN rail IP66/IP67/IP69 | With electrical interlock IP67 | With electrical interlock and RCD IP67 | | |
| 16 | 110 100-130 | 2P+⊕ | 4 | 472610 | | | | 467124 | 474210 | | | | |
| | | 3P+⊕ | 4 | 472710 | | | | | 474310 | | | | |
| | | 3P+N+⊕ | 4 | 472810 | | | | | 474410 | | | | |
| | 230 200-250 | 2P+⊕ | 6 | 472620 | | 470126 | 467126 | 474220 | 472020 | | | | |
| | | 3P+⊕ | 9 | 472720 | | | | | 474320 | | | | |
| | | 3P+N+⊕ | 9 | 472820 | | | | | 474420 | | | | |
| | 400 380-415 | 2P+⊕ | 9 | 472630 | | | | | 474230 | | | | |
| | | 3P+⊕ | 6 | 472730 | | 470136 | 467136 | 474330 | 472130 | | | | |
| | | 3P+N+⊕ | 6 | 472830 | | 470146 | 467146 | 474430 | 472240 | | | | |
| | 500 480-500 | 3P+⊕ | 7 | 472750 | | | | | | | | | |
| | | 3P+N+⊕ | 7 | 472840 | | | | | | | | | |
| | 32 | 110 100-130 | 2P+⊕ | 4 | 468224 | 472611 | | | | 474611 | | | |
| 3P+⊕ | | | 4 | 468234 | 472711 | | | | 474711 | | | | |
| 3P+N+⊕ | | | 4 | | 472811 | | | | 474811 | | | | |
| 230 200-250 | | 2P+⊕ | 6 | 468226 | 472621 | 469226 | 470226 | 474621 | 472021 | | | | |
| | | 3P+⊕ | 9 | 468239 | 472721 | | | | 474721 | | | | |
| | | 3P+N+⊕ | 9 | | 472821 | | | | 474821 | | | | |
| 400 380-415 | | 2P+⊕ | 9 | 468226 | 472631 | | | | 474631 | | | | |
| | | 3P+⊕ | 6 | 468236 | 472731 | 469236 | 470236 | 474731 | 472131 | | | | |
| | | 3P+N+⊕ | 6 | | 472831 | | 470246 | 474831 | 472241 | | | | |
| 500 480-500 | | 3P+⊕ | 7 | 472751 | | | | | | | | | |
| | | 3P+N+⊕ | 7 | 472841 | | | | | | | | | |
| 380-440 | | 3P+⊕ | 3 | 468233 | 472771 | 469233 | 470233 | 474771 | 472133 | | | | |
| 63 | 110 100-130 | 2P+⊕ | 4 | | 472612 | | | | 474612 | | | | |
| | | 3P+⊕ | 4 | | 472712 | | | | 474712 | | | | |
| | | 3P+N+⊕ | 4 | | 472812 | | | | 474812 | | | | |
| | 230 200-250 | 2P+⊕ | 6 | | 472622 | | 470326 | 474622 | 472022 | | | | |
| | | 3P+⊕ | 9 | | 472722 | | | | 474722 | | | | |
| | | 3P+N+⊕ | 9 | | 472822 | | | | 474822 | | | | |
| | 400 380-415 | 2P+⊕ | 9 | | 472632 | | | | 474632 | | | | |
| | | 3P+⊕ | 6 | | 472732 | | 470336 | 474732 | 472132 | 478336 | 476336 | | |
| | | 3P+N+⊕ | 6 | | 472832 | | 470346 | 474832 | 472242 | 478346 | 476346 | | |
| | 500 480-500 | 3P+⊕ | 7 | | 472752 | | | | | 478337 | 476337 | | |
| | | 3P+N+⊕ | 7 | | 472842 | | | | | 478347 | 476347 | | |
| | 125 | 400 380-415 | 3P+⊕ | 6 | | 482436 | | 480436 | 484436 | 483436 | 478436 | 476436 | |
| 3P+N+⊕ | | | 6 | | 482446 | | 480446 | 484446 | 483446 | 478446 | 476446 | | |
| 500 480-500 | | 3P+⊕ | 7 | | 482437 | | 480437 | 484437 | | 478437 | 476437 | | |
| | | 3P+N+⊕ | 7 | | 482447 | | 480447 | 484447 | | 478447 | 476447 | | |

EXTRA-LOW VOLTAGE

| Rated current (A) | Rated voltage (V) | Poles | h ref. | TAIS series | | |
|-------------------|-------------------|-------|--------|--|---------------------------------------|---------------------------------------|
| | | | | Self-protected with transformer 150VA IP66/IP67/IP69 | With transformer and fuses 250VA IP67 | With transformer and fuses 750VA IP67 |
| 16 | 230/24 | 2P | - | 469873 | 471873 | |
| 32 | 230/48 | 2P | - | | | 471819 |



INTERLOCKED SOCKET-OUTLETS IN THERMOSETTING GRP AND ALUMINIUM from 16A to 125A

Heavy-duty applications

INTERLOCKED
SOCKET-OUTLETS

| Rated current (A) | Poles | h ref. | ULYSSE series | | | |
|-------------------|--------|--------|----------------------|-------------------------|--------------------|-------------------------|
| | | | With fuses IP66/IP67 | Direct supply IP66/IP67 | With MCB IP66/IP67 | With DIN rail IP66/IP67 |
| 16 | 2P+≍ | 4 | 400124 | | 403124 | |
| | 3P+≍ | 4 | 400134 | | 403134 | |
| | 3P+N+≍ | 4 | 400144 | | 403144 | |
| | 2P+≍ | 6 | 400126 | 408126 | 403126 | 406126 |
| | 3P+≍ | 9 | 400139 | | 403139 | |
| | 3P+N+≍ | 9 | 400149 | | 403149 | |
| | 2P+≍ | 9 | 400129 | | 403129 | |
| | 3P+≍ | 6 | 400136 | 408136 | 403136 | 406136 |
| | 3P+N+≍ | 6 | 400146 | 408146 | 403146 | 406146 |
| | 3P+≍ | 7 | 400137 | | | |
| 3P+N+≍ | 7 | 400147 | | | | |
| 32 | 2P+≍ | 4 | 400224 | | 403224 | |
| | 3P+≍ | 4 | 400234 | | 403234 | |
| | 3P+N+≍ | 4 | 400244 | | 403244 | |
| | 2P+≍ | 6 | 400226 | 408226 | 403226 | 406226 |
| | 3P+≍ | 9 | 400239 | | 403239 | |
| | 3P+N+≍ | 9 | 400249 | | 403249 | |
| | 2P+≍ | 9 | 400229 | | 403229 | |
| | 3P+≍ | 6 | 400236 | 408236 | 403236 | 406236 |
| | 3P+N+≍ | 6 | 400246 | 408246 | 403246 | 406246 |
| | 3P+≍ | 7 | 400237 | | | |
| 3P+N+≍ | 7 | 400247 | | | | |
| 63 | 3P+≍ | 3 | 400233 | 408233 | 403233 | 406233 |
| | 2P+≍ | 4 | 400324 | | 403324 | |
| | 3P+≍ | 4 | 400334 | | 403334 | |
| | 3P+N+≍ | 4 | 400344 | | 403344 | |
| | 2P+≍ | 6 | 400326 | 408326 | 403326 | 406326 |
| | 3P+≍ | 9 | 400339 | | 403339 | |
| | 3P+N+≍ | 9 | 400349 | | 403349 | |
| | 2P+≍ | 9 | 400329 | | 403329 | |
| | 3P+≍ | 6 | 400336 | 408336 | 403336 | 406336 |
| | 3P+N+≍ | 6 | 400346 | 408346 | 403346 | 406346 |
| 125 | 3P+≍ | 7 | 400337 | | | |
| | 3P+N+≍ | 7 | 400347 | | | |
| | 3P+≍ | 6 | | | | |
| | 3P+N+≍ | 6 | | | | |


| Rated current (A) | Poles | h ref. | ALUPRES series | | | | | | |
|-------------------|--------|--------|---------------------------|------------------------------|-------------------------|------------------------------|--------------------------------|--|--|
| | | | With fuses IP66/IP67/IP69 | Direct supply IP66/IP67/IP69 | With MCB IP66/IP67/IP69 | With DIN rail IP66/IP67/IP69 | With electrical interlock IP65 | With electrical interlock and RCD IP65 | |
| 16 | 2P+≍ | 4 | 472233 | | 474633 | | | | |
| | 3P+≍ | 4 | 472243 | | 474643 | | | | |
| | 3P+N+≍ | 4 | 472253 | | 474653 | | | | |
| | 2P+≍ | 6 | 472333 | 466126 | 474733 | 472623 | | | |
| | 3P+≍ | 9 | 472343 | | 474743 | | | | |
| | 3P+N+≍ | 9 | 472353 | | 474753 | | | | |
| | 2P+≍ | 9 | 472433 | | 474833 | | | | |
| | 3P+≍ | 6 | 472443 | 466136 | 474843 | 472733 | | | |
| | 3P+N+≍ | 6 | 472453 | 466146 | 474853 | 472843 | | | |
| | 3P+≍ | 7 | 472543 | | | | | | |
| | 3P+N+≍ | 7 | 472543 | | | | | | |
| | 32 | 2P+≍ | 4 | 472236 | | 474236 | | | |
| | | 3P+≍ | 4 | 472246 | | 474246 | | | |
| | | 3P+N+≍ | 4 | 472256 | | 474256 | | | |
| | | 2P+≍ | 6 | 472336 | 460226 | 474336 | 472624 | | |
| | | 3P+≍ | 9 | 472346 | | 474346 | | | |
| | | 3P+N+≍ | 9 | 472356 | | 474356 | | | |
| | | 2P+≍ | 9 | 472436 | | 474436 | | | |
| | | 3P+≍ | 6 | 472446 | 460236 | 474446 | 472734 | | |
| | | 3P+N+≍ | 6 | 472456 | 460246 | 474456 | 472844 | | |
| 3P+≍ | | 7 | 472546 | | | | | | |
| 63 | 3P+N+≍ | 7 | 472556 | | | | | | |
| | 3P+≍ | 3 | 472486 | | 474486 | 472735 | | | |
| | 2P+≍ | 4 | 472237 | | 474237 | | | | |
| | 3P+≍ | 4 | 472247 | | 474247 | | | | |
| | 3P+N+≍ | 4 | 472257 | | 474257 | | | | |
| | 2P+≍ | 6 | 472337 | 460326 | 474337 | 472027 | | | |
| | 3P+≍ | 9 | 472347 | | 474347 | | | | |
| | 3P+N+≍ | 9 | 472357 | | 474357 | | | | |
| | 2P+≍ | 9 | 472437 | | 474437 | | | | |
| | 3P+≍ | 6 | 472447 | 460336 | 474447 | 472137 | 475336 | 473336 | |
| 3P+N+≍ | 6 | 472457 | 460346 | 474457 | 472647 | 475346 | 473346 | | |
| 125 | 3P+≍ | 7 | 472547 | 472547 | | | 475337 | 473337 | |
| | 3P+N+≍ | 7 | 472557 | 472557 | | | 475347 | 473347 | |
| | 3P+≍ | 6 | 472418 | 460436 | | 472648 | 475436 | 473436 | |
| | 3P+N+≍ | 6 | 472428 | 460446 | | 472649 | 475446 | 473446 | |
| 125 | 3P+≍ | 7 | 472518 | | | | 475437 | 473437 | |
| | 3P+N+≍ | 7 | 472528 | | | | 475447 | 473447 | |

EXTRA-LOW VOLTAGE



| Rated current (A) | Rated voltage (V) | Poles | h ref. | Self-protected with transformer 150VA IP66/IP67 |
|-------------------|-------------------|-------|--------|---|
| 16 | 230/24 | 2P | - | 409873 |

EXTRA-LOW VOLTAGE



| Rated current (A) | Rated voltage (V) | Poles | h ref. | With transformer and fuses 250VA IP66/IP67/IP69 | With transformer and fuses 720VA IP66/IP67/IP69 |
|-------------------|-------------------|-------|--------|---|---|
| 16 | 230/24 | 2P | - | 471812 | |
| 32 | 230/48 | 2P | - | | 471818 |

TOPTER





TOPTER

Compact vertical interlocked socket-outlets in technopolymer

ADVANTAGES



1

The socket insert is integrated in the body so that there are no screws that can result in weak points.


The fuse holder base is protected by a door with an ergonomic opening mechanism and indestructible keys. In the closing phase, the lid closes the fuse holders that have remained open.

2



3

The patented high visibility handle allows even the most inexperienced user to understand the status of the switch at a glance.



The auxiliary contact indicates if the plug is properly plugged in and can be used in electrical and automation safety circuits.

4



For quick and easy installation, scan the QR code.





TOPTER

Compact vertical interlocked socket-outlets in technopolymer



| | |
|--------------------------------------|-------------------------------------|
| Body material | Technopolymer |
| Colour | RAL 7035 Light grey |
| Protection rating | IP44 - IP66/IP67 |
| Impact resistance | IK08 |
| Resistance to abnormal heat and fire | 850°C (insert) 650°C (enclosure) |
| Flammability class | V-2 (insert) HB (enclosure) |
| Insulation class | II |
| Ambient operating temperature | -25°C - +50°C |
| Ambient storage temperature | -30°C - +70°C |
| Rated current | 16A - 32A |
| Operating voltage | 24V - 440V |
| Insulation voltage | 690V |
| Operating frequency | 50/60Hz |
| Terminal type | Indirect clamping |



DIRECTIVES

2014/35/EU (LVD)
2011/65/EU (RoHS)
2012/19/EU (WEEE)

PRODUCT STANDARDS

IEC/EN 60309-1
IEC/EN 60309-2
IEC/EN 60309-4
IEC/EN 63000

| Rated operating current: | | | 16A | 32A |
|---------------------------------|---------------|----|-----|------|
| Thermal current I _{th} | | A | 16 | 32 |
| AC-21A | 110 V - 400 V | A | 16 | 32 |
| AC-22A | 110 V - 400 V | A | 16 | 32 |
| AC-23A | 110V | A | 16 | 32 |
| | 230V | | | |
| | 400V | | | |
| AC-23A | 110V | kW | 2.4 | 4.9 |
| | 230V | | 5.1 | 10.2 |
| | 400V | | 8.9 | 17.7 |
| AC-3 | 110V | kW | 2.4 | 4.9 |
| | 230V | | 5.1 | 10.2 |
| | 400V | | 8.9 | 17.7 |

| Wiring data: | | 16A | 32A |
|---------------------------|-----------------|--------|-----|
| Entry cable cross-section | mm ² | 1 - 10 | |
| Tightening torque | Nm | 2 | |

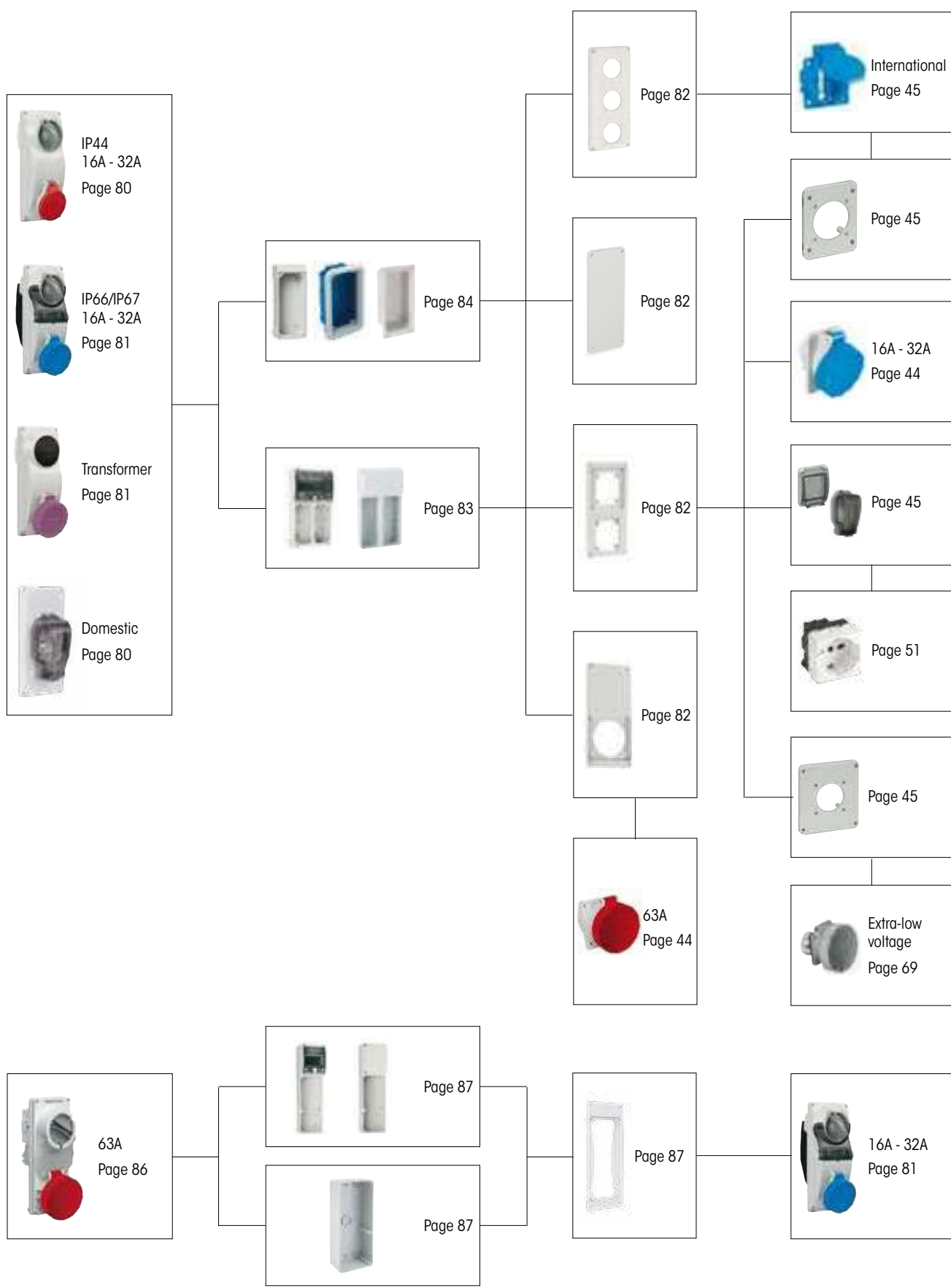


TOPTER

Compact vertical interlocked socket-outlets in technopolymer

INTERLOCKED
SOCKET-OUTLETS

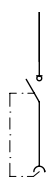
MODULARITY





TOPTER

Compact vertical interlocked socket-outlets in technopolymer



Interlocked socket-outlets
for distribution board
50/60Hz IP44

| Rated current (A) | Rated voltage (V) | Voltage colour | Poles | h ref. | Palazzoli code | Pack Qty |
|-------------------|-------------------|----------------|--------|--------|----------------|----------|
| 16 | 110 | Yellow | 2P+⊕ | 4 | 492124 | 1 |
| | 230 | Blue | 2P+⊕ | 6 | 492126 | 1 |
| | 400 | Red | 3P+⊕ | 6 | 492136 | 1 |
| | 400 | Red | 3P+N+⊕ | 6 | 492146 | 1 |
| 32 | 230 | Blue | 2P+⊕ | 6 | 492226 | 1 |
| | 400 | Red | 3P+⊕ | 6 | 492236 | 1 |
| | 400 | Red | 3P+N+⊕ | 6 | 492246 | 1 |

Equipment included: 4 stainless steel screws for fastening the item to the distribution board or box.
Features: padlockable handle in open or closed position, with max. 3 mm Ø padlock. Ready for 2 auxiliary contacts for plug inserted signalling. Fuses non included.

Technical accessories:



Schuko P17/P30 bivalent
domestic socket
with watertight cap for plugged-in plug
IP66

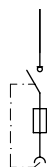
| Description | Flange dimensions (mm) | Pins | Pitch | Type | Palazzoli code | Pack Qty |
|--|------------------------|---------|-------|---------|----------------|----------|
| flange with 1 domestic socket type 2P+⊕ 10/16A P30/P17 230V | 103x230 | Ø 4/4.8 | 19 | P30/P17 | 579715 | 1 |

Equipment included: 4 stainless steel screws for fixing the item to the distribution board or box.

Technical accessories:



Examples of combinations




Interlocked socket-outlets
with fuse holder base
for distribution board
50/60Hz IP44

| Rated current (A) | Rated voltage (V) | Voltage colour | Poles | h ref. | Palazzoli code | Pack Qty |
|---------------------|-------------------|----------------|--------|--------|----------------|----------|
| 16 10.3x38 fuses | 110 | Yellow | 2P+⊕ | 4 | 190124 | 1 |
| | 230 | Blue | 2P+⊕ | 6 | 190126 | 1 |
| | 400 | Red | 3P+⊕ | 6 | 190136 | 1 |
| | 400 | Red | 3P+N+⊕ | 6 | 190146 | 1 |
| 32 10.3x38 fuses | 230 | Blue | 2P+⊕ | 6 | 190226 | 1 |
| | 400 | Red | 3P+⊕ | 6 | 190236 | 1 |
| | 400 | Red | 3P+N+⊕ | 6 | 190246 | 1 |

Equipment included: 4 stainless steel screws for fastening the item to the distribution board or box.
Features: padlockable handle in open or closed position, with max. 3 mm Ø padlock. Ready for 2 auxiliary contacts for plug inserted signalling. Fuses not included.

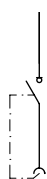
Technical accessories:





TOPTER

Compact vertical interlocked socket-outlets in technopolymer

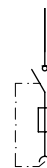



Interlocked socket-outlets for distribution board 50/60Hz IP66/IP67

| Rated current (A) | Rated voltage (V) | Voltage colour | Poles | h ref. | Palazzoli code | Pack Qty | |
|-------------------|-------------------|----------------|--------|--------|----------------|---------------|---|
| 16 | 110 | Yellow | 2P+⊕ | 4 | 491124 | 1 | |
| | 110 | Yellow | 3P+⊕ | 4 | 491134 | 1 | |
| | 110 | Yellow | 3P+N+⊕ | 4 | 491144 | 1 | |
| | 230 | Blue | 2P+⊕ | 6 | 491126 | 1 | |
| | 230 | Blue | 3P+⊕ | 9 | 491139 | 1 | |
| | 230 | Blue | 3P+N+⊕ | 9 | 491149 | 1 | |
| | 400 | Red | 2P+⊕ | 9 | 491129 | 1 | |
| | 400 | Red | 3P+⊕ | 6 | 491136 | 1 | |
| | 400 | Red | 3P+N+⊕ | 6 | 491146 | 1 | |
| | 32 | 110 | Yellow | 2P+⊕ | 4 | 491224 | 1 |
| | | 110 | Yellow | 3P+⊕ | 4 | 491234 | 1 |
| | | 110 | Yellow | 3P+N+⊕ | 4 | 491244 | 1 |
| | | 230 | Blue | 2P+⊕ | 6 | 491226 | 1 |
| | | 230 | Blue | 3P+⊕ | 9 | 491239 | 1 |
| | | 230 | Blue | 3P+N+⊕ | 9 | 491249 | 1 |
| | | 400 | Red | 2P+⊕ | 9 | 491229 | 1 |
| 400 | | Red | 3P+⊕ | 6 | 491236 | 1 | |
| 400 | | Red | 3P+N+⊕ | 6 | 491246 | 1 | |
| 380/440 | | Red | 3P+⊕ | 3 | 491233 | 1 | |

Equipment included: 4 stainless steel screws for fastening the item to the distribution board or box.
Features: padlockable handle in open or closed position, with max. 3 mm Ø padlock. Ready for 2 auxiliary contacts for plug inserted signalling. Fuses non included.

Technical accessories:



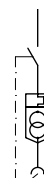
Interlocked socket-outlets with fuse holder base for distribution board 50/60Hz IP66/IP67

| Rated current (A) | Rated voltage (V) | Voltage colour | Poles | h ref. | Palazzoli code | Pack Qty | |
|---------------------|---------------------|----------------|--------|--------|----------------|---------------|---|
| 16 10.3x38 fuses | 110 | Yellow | 2P+⊕ | 4 | 490124 | 1 | |
| | 110 | Yellow | 3P+⊕ | 4 | 490134 | 1 | |
| | 110 | Yellow | 3P+N+⊕ | 4 | 490144 | 1 | |
| | 230 | Blue | 2P+⊕ | 6 | 490126 | 1 | |
| | 230 | Blue | 3P+⊕ | 9 | 490139 | 1 | |
| | 230 | Blue | 3P+N+⊕ | 9 | 490149 | 1 | |
| | 400 | Red | 2P+⊕ | 9 | 490129 | 1 | |
| | 400 | Red | 3P+⊕ | 6 | 490136 | 1 | |
| | 400 | Red | 3P+N+⊕ | 6 | 490146 | 1 | |
| | 32 10.3x38 fuses | 110 | Yellow | 2P+⊕ | 4 | 490224 | 1 |
| | | 110 | Yellow | 3P+⊕ | 4 | 490234 | 1 |
| | | 110 | Yellow | 3P+N+⊕ | 4 | 490244 | 1 |
| | | 230 | Blue | 2P+⊕ | 6 | 490226 | 1 |
| | | 230 | Blue | 3P+⊕ | 9 | 490239 | 1 |
| | | 230 | Blue | 3P+N+⊕ | 9 | 490249 | 1 |
| | | 400 | Red | 2P+⊕ | 9 | 490229 | 1 |
| 400 | | Red | 3P+⊕ | 6 | 490236 | 1 | |
| 400 | | Red | 3P+N+⊕ | 6 | 490246 | 1 | |
| 380/440 | | Red | 3P+⊕ | 3 | 490233 | 1 | |

Equipment included: 4 stainless steel screws for fastening the item to the distribution board or box.

Features: padlockable handle in open or closed position, with max. 3 mm Ø padlock. Ready for 2 auxiliary contacts for plug inserted signalling. Fuses non included.

Technical accessories:



Socket-outlet with safety transformer (SELV) for distribution board 50/60Hz IP66/IP67

| Rated current (A) | Rated voltage (V) | Poles | Power (VA) | Palazzoli code | Pack Qty |
|-------------------|-------------------|-------|------------|----------------|----------|
| 16 | 230/24 | 2P | 150 | 490024 | 1 |

Equipment included: 4 stainless steel screws for fixing the item to the distribution board or box.
Features: transformer with built-in thermal protection, enabled by a plug-activated bipolar microswitch.

Technical accessories:





TOPTER

Compact vertical interlocked socket-outlets in technopolymer



Flange for mounting
2 socket-outlets or 2 caps
in distribution boards
for topTER socket-outlets with switch
IP66/IP67

| Dimensions (mm) | Total installable devices | Max. No. with 65x83 flange | Max. No. with 88x100 flange | Palazzoli code | Pack Qty |
|-----------------|---------------------------|----------------------------|-----------------------------|----------------|----------|
| 103 x 230 | 2 | 2 | 1 | 579714 | 1 |

Equipment included: 1 finishing frame for compact socket-outlets,
1 blind flange 65 x 83 mm.
4 stainless steel screws for fixing the item to the distribution board or box.

Technical accessories:



Flange for mounting
3 50x50 international socket-outlets
in distribution boards
for topTER socket-outlets with switch
IP65

| Dimensions (mm) | For sockets type | Palazzoli code | Pack Qty |
|-----------------|------------------|----------------|----------|
| 103 x 230 | international | 579716 | 1 |

Equipment included: 4 stainless steel screws for fixing the item to the distribution board or box.

Technical accessories:



page 45



Flange for mounting
1 63A fixed socket-outlet
in distribution boards
for topTER socket-outlets with switch
IP66/IP67

| Dimensions (mm) | 63A socket flange dimensions (mm) | Palazzoli code | Pack Qty |
|-----------------|-----------------------------------|----------------|----------|
| 103 x 230 | 100 x 100 | 579717 | 1 |

Equipment included: 4 stainless steel screws for fixing the item to the distribution board or box.

Technical accessories:



page 44



Closing flange
for distribution boards
for topTER switched socket-outlets
IP66/IP67

| Dimensions (mm) | Palazzoli code | Pack Qty |
|-----------------|----------------|----------|
| 103 x 230 | 579713 | 1 |

Equipment included: 4 stainless steel screws for fixing the item to the distribution board or box.



TOPTER

Compact vertical interlocked socket-outlets in technopolymer



Distribution boards with transparent window for the installation of switched topTER socket-outlets IP66

| | Shape | Installable sockets | Power dissipation (W) | Outer dimensions (mm) | Palazzoli code | Pack Qty |
|------------|-------|---------------------|-----------------------|-----------------------|----------------|----------|
| 10 modules | | 2 | 40 | 239x456 | 579742 | 1 |
| 16 modules | | 3 | 56 | 350x456 | 579743 | 1 |
| 22 modules | | 4 | 70 | 461x456 | 579744 | 1 |

Equipment included: DIN rail kit with adjustable supports. Cable clips. Screw cover caps for double insulation. Hinge kit for door opening, modular covers. 1 closing flange for distribution boards 579743 and 579744.
Features: padlockable modular door. Suitable for temporary mounting.




Distribution board with transparent window for the installation of 1 topTER switched socket-outlet IP66

| | Installable sockets | Power dissipation (W) | Outer dimensions (mm) | Palazzoli code | Pack Qty |
|-----------|---------------------|-----------------------|-----------------------|----------------|----------|
| 5 modules | 1 | 22 | 122x395 | 579741 | 1 |

Equipment included: DIN rail kit with adjustable supports. Cable clips. Screw cover caps for double insulation and module covers.
Features: padlockable modular door.

Technical accessories:




Distribution boards with blind cover for the installation of switched topTER socket-outlets IP66

| | Shape | Installable sockets | Power dissipation (W) | Outer dimensions (mm) | Palazzoli code | Pack Qty |
|--|-------|---------------------|-----------------------|-----------------------|----------------|----------|
| | | 1 | 22 | 122x395 | 579721 | 1 |
| | | 2 | 40 | 250x395 | 579722 | 1 |
| | | 3 | 56 | 380x395 | 579723 | 1 |

Equipment included: screw cover caps for double insulation.

Technical accessories:



Cover with transparent window and DIN rail for topTER distribution boards with blind cover

| No. of DIN modules | For distribution board code | Protection rating | Palazzoli code | Pack Qty |
|--------------------|-----------------------------|-------------------|----------------|----------|
| 5 | 579721 | IP65 | 579451 | 1 |
| 12 | 579722 | IP55 | 579452 | 1 |
| 18 | 579723 | IP55 | 579453 | 1 |

Features: padlockable modular door.



TOPTER

Compact vertical interlocked socket-outlets in technopolymer




Wall-mounted
bottom box
IP66/IP67

| Dimensions (mm) | For sockets type | Palazzoli code | Pack Qty |
|-----------------|-------------------------|----------------|----------|
| 108 x 260 | topTER with lock switch | 579710 | 1 |

Equipment included: screw cover caps for double insulation.

Technical accessories:



page 170



Flush-mounted
bottom box
IP55

| Dimensions (mm) | For sockets type | Palazzoli code | Pack Qty |
|-----------------|-------------------------|----------------|----------|
| 131 x 258 | topTER with lock switch | 579712 | 1 |

Features: they are perfectly symmetrical and do not require an "up-down" direction for installation.



Bottom box
for panel flush-mounting
IP66/IP67

| Dimensions (mm) | For sockets type | Palazzoli code | Pack Qty |
|-----------------|-------------------------|----------------|----------|
| 115 x 270 | topTER with lock switch | 579711 | 1 |

Uses: they can be mounted in panels in steel sheet and insulating material.



Wall-mounted control unit
for modular devices
with padlockable door

| Outer dimensions (mm) | No. of DIN modules | Power dissipation (W) | Protection rating | Palazzoli code | Pack Qty |
|-----------------------|--------------------|-----------------------|-------------------|----------------|----------|
| 122x158 | 5 | 20 | IP65 | 579708 | 1 |
| 250x158 | 12 | 40 | IP55 | 579709 | 1 |

Equipment included: screw cover caps and module covers.

Technical accessories:



page 170



Box with cover
for flush-mounting
IP56

| Outer dimensions (mm) | Inner dimensions (mm) | Palazzoli code | Pack Qty |
|-----------------------|-----------------------|----------------|----------|
| 284x172 | 236x145x76 | 575505 | 1 |

Uses: they allow the installation in panels of sheet metal and insulating material.



Control unit
for panel-mounting
IP56

| Outer dimensions (mm) | No. of DIN modules | Power dissipation (W) | Palazzoli code | Pack Qty |
|-----------------------|--------------------|-----------------------|----------------|----------|
| 284x172 | 12 | 40 | 575506 | 1 |

Equipment included: 2 modular covers.

Features: padlockable modular door.

Uses: they allow the installation in panels of sheet metal and insulating material.



TOPTER

Compact vertical interlocked socket-outlets in technopolymer



NO+NC auxiliary contact for plug inserted signalling

| For sockets type | Palazzoli code | Pack Qty |
|--|----------------|----------|
| topTER industrial and interlocked socket-outlets | 579850 | 1 |

Notes: topTER interlocked socket-outlets can be equipped with 2 auxiliary contacts.



Equipotential bars for earth connection

| No. of holes | Connection Type | Palazzoli code | Pack Qty |
|--------------|--|----------------|----------|
| 4 | M5 screws for wire ends up to 25 mm ² | 579013 | 1 |
| 10 | | 579014 | 1 |

Equipment included: connection screws and fixing supports.

Features: suitable for use in topTER distribution boards with transparent window of dimensions 239x456 and above.



Module covers

| No. of DIN modules | For distribution boards | Palazzoli code | Pack Qty |
|--------------------|---|----------------|----------|
| 2 | all topTER, PRIMA, ULYSSE, TAIS and TAIS Cube distribution boards | 579904 | 20 |

Uses: allows unused modules, to be covered to achieve the IP40 protection rating.



Coupling fitting with Pg threading for topTER distribution boards IP66

| Pg | Mounting hole (mm) | For cable Ø (mm) | Palazzoli code | Pack Qty |
|----|--------------------|------------------|----------------|----------|
| 21 | 29 | 21 | 580250 | 1 |



Transportation handles

| For distribution boards | Palazzoli code | Pack Qty |
|-------------------------|----------------|----------|
| all distribution boards | 579011 | 1 |



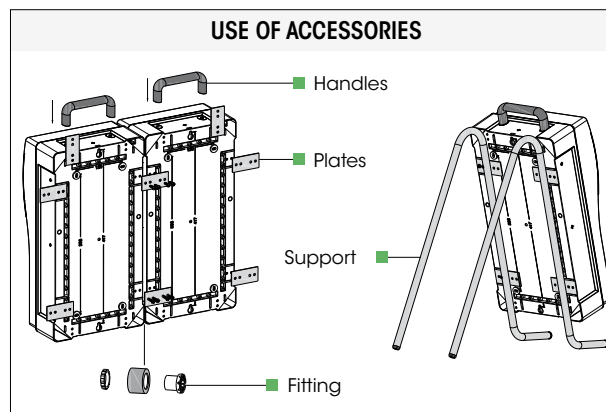
Pair of stainless steel plates for wall mounting of topTER and PRIMA distribution boards

| For distribution boards | Palazzoli code | Pack Qty |
|--|----------------|----------|
| all topTER and PRIMA distribution boards | 579012 | 10 |



Universal support for topTER, PRIMA and Energy Go distribution boards

| For distribution boards | Palazzoli code | Pack Qty |
|-------------------------|----------------|----------|
| width 239 mm and above | 570010 | 1 |





TOPTER

Compact vertical interlocked socket-outlets in technopolymer

| | |
|--------------------------------------|---------------------------------------|
| Body material | Technopolymer |
| Colour | RAL 7035 Light grey |
| Protection rating | IP65 |
| Impact resistance | IK08 |
| Resistance to abnormal heat and fire | 960 °C (insert) 850 °C (enclosure) |
| Flammability class | V-0 (insert) V-1 (enclosure) |
| Insulation class | II |
| Ambient operating temperature | -25°C - +50°C |
| Ambient storage temperature | -30°C - +70°C |
| Rated current | 63A |
| Operating voltage | 110V - 400V |
| Insulation voltage | 690V |
| Operating frequency | 50/60Hz |
| Terminal type | Indirect clamping |



DIRECTIVES

2014/35/EU (LVD)
2011/65/EU (RoHS)
2012/19/EU (WEEE)

PRODUCT STANDARDS

IEC/EN 60309-1
IEC/EN 60309-2
IEC/EN 60309-4
IEC/EN 63000

| Rated operating current: | | | 63A |
|--------------------------|---------------|----|------|
| Thermal current Ith | | | 63 |
| AC-21A | 110 V - 400 V | A | 63 |
| AC-22A | 110 V - 400 V | A | 63 |
| AC-23A | 110V | A | 63 |
| | 230V | | |
| | 400V | | |
| AC-23A | 110V | kW | 9.6 |
| | 230V | | 20.1 |
| | 400V | | 34.9 |
| AC-3 | 110V | kW | 7.6 |
| | 230V | | 15.9 |
| | 400V | | 27.7 |

| Wiring data: | | | 63A |
|---------------------------|-----------------|--|--------|
| Entry cable cross-section | mm ² | | 6 - 35 |
| Tightening torque | Nm | | 3 |



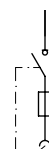

Interlocked socket-outlets for distribution board 50/60Hz IP65



| Rated current (A) | Rated voltage (V) | Voltage colour | Poles | h ref. | Palazzoli code | Pack Qty |
|-------------------|-------------------|----------------|--------|--------|----------------|----------|
| 63 | 110 | Yellow | 2P+⊕ | 4 | 481324 | 1 |
| | 110 | Yellow | 3P+⊕ | 4 | 481334 | 1 |
| | 110 | Yellow | 3P+N+⊕ | 4 | 481344 | 1 |
| | 230 | Blue | 2P+⊕ | 6 | 481326 | 1 |
| | 230 | Blue | 3P+⊕ | 9 | 481339 | 1 |
| | 230 | Blue | 3P+N+⊕ | 9 | 481349 | 1 |
| | 400 | Red | 2P+⊕ | 9 | 481329 | 1 |
| | 400 | Red | 3P+⊕ | 6 | 481336 | 1 |
| | 400 | Red | 3P+N+⊕ | 6 | 481346 | 1 |

Equipment included: 6 stainless steel screws for fastening the item to the distribution board or box.

Features: handle padlockable in open or closed position.



Interlocked socket-outlets with fuse holder base for distribution board 50/60Hz IP65



| Rated current (A) | Rated voltage (V) | Voltage colour | Poles | h ref. | Palazzoli code | Pack Qty |
|-------------------|-------------------|----------------|--------|--------|----------------|----------|
| 63 fuses D02 | 110 | Yellow | 2P+⊕ | 4 | 480324 | 1 |
| | 110 | Yellow | 3P+⊕ | 4 | 480334 | 1 |
| | 110 | Yellow | 3P+N+⊕ | 4 | 480344 | 1 |
| | 230 | Blue | 2P+⊕ | 6 | 480326 | 1 |
| | 230 | Blue | 3P+⊕ | 9 | 480339 | 1 |
| | 230 | Blue | 3P+N+⊕ | 9 | 480349 | 1 |
| | 400 | Red | 2P+⊕ | 9 | 480329 | 1 |
| | 400 | Red | 3P+⊕ | 6 | 480336 | 1 |
| | 400 | Red | 3P+N+⊕ | 6 | 480346 | 1 |

Equipment included: 6 stainless steel screws for fastening the item to the distribution board or box.

Features: handle padlockable in open or closed position. Fuses not included.

Technical accessories:



EASY CONTACT



The multi-lamellar crown in a silver-plated copper superalloy ensures:

- wider pin-plug contact surface
- easy removal of plugs from socket-outlets
- perfect cleaning of the pin
- a solid and long-lasting electrical contact



TOPTER

Compact vertical interlocked socket-outlets in technopolymer



Flange for mounting
2 topTER fixed sockets
or domoTER caps
IP55

| Dimensions (mm) | Total installable devices | Max. No. with 65x83 flange | Max. No. with 88x100 flange | Palazzoli code | Pack Qty |
|-----------------|---------------------------|----------------------------|-----------------------------|----------------|----------|
| 115x290 | 2 | 2 | 2 | 579719 | 1 |

Equipment included: 2 finishing frames for compact sockets. 1 65x83 mm blind flange
6 stainless steel screws for fixing the item to the distribution board or box.

Technical accessories:




Flange for mounting
1 CEE 63A socket-outlet or fixed plug
IP55

| Dimensions (mm) | For sockets type | Palazzoli code | Pack Qty |
|-----------------|-------------------|----------------|----------|
| 115x290 | 63A topTER series | 579910 | 1 |

Equipment included: 6 stainless steel screws for fastening the item to the distribution board or box.

Technical accessories:



Adapter flange
for topTER interlocked socket-outlets
IP65

| Dimensions (mm) | For sockets type | Palazzoli code | Pack Qty |
|-----------------|--------------------|----------------|----------|
| 115x290 | 16A and 32A TopTER | 579920 | 1 |

Equipment included: 4 stainless steel screws for fixing the item to the distribution board or box.

Technical accessories:



Closing flange
IP55

| Dimensions (mm) | For sockets type | Palazzoli code | Pack Qty |
|-----------------|-------------------------------------|----------------|----------|
| 115x290 | with interlock and fuse holder base | 579902 | 1 |

Equipment included: 6 stainless steel screws for fastening the item to the distribution board or box.



Distribution boards
with blind cover for the installation
of switched socket-outlets
IP55

| Installable sockets | Power dissipation (W) | Dimensions (mm) | Palazzoli code | Pack Qty |
|---------------------|-----------------------|-----------------|----------------|----------|
| 1 | 22 | 122x452 | 579421* | 1 |
| 2 | 40 | 250x452 | 579422 | 1 |
| 3 | 56 | 380x452 | 579423 | 1 |

Equipment included: screw cover caps for double insulation.

Features: * IP65 protection rating.



Distribution boards
with transparent window
for the installation
of switched socket-outlets
IP55

| Installable sockets | No. of DIN modules | Power dissipation (W) | Outer dimensions (mm) | Palazzoli code | Pack Qty |
|---------------------|--------------------|-----------------------|-----------------------|----------------|----------|
| 1 | 5 | 22 | 122x452 | 579631* | 1 |
| 2 | 12 | 40 | 250x452 | 579622 | 1 |
| 3 | 18 | 56 | 380x452 | 579623 | 1 |

Equipment included: screw cover caps for double insulation. Modular covers.

Features: padlockable modular door.*IP65 protection rating.




Wall-mounted bottom box
for installation of 1 63A
interlocked socket-outlet
IP55

| Dimensions (mm) | For sockets type | Palazzoli code | Pack Qty |
|-----------------|------------------------|----------------|----------|
| 115x290 | 63A topTER interlocked | 579400 | 1 |

Equipment included: screw cover caps for double insulation.

Technical accessories:



Bottom box
for flush-mounting on panel
and installation of 1 63A socket-outlet
IP55

| Dimensions (mm) | For sockets type | Palazzoli code | Pack Qty |
|-----------------|---|----------------|----------|
| 150x300 | IP55 with or without 63A fuse holder base | 575502 | 1 |

Uses: they can be mounted in panels in steel sheet and insulating material.

PRIMA





PRIMA

Compact horizontal interlocked socket-outlets in technopolymer

ADVANTAGES

FUSE GUARD

1

PRIMA is the only system of interlocked socket-outlets with fuses that are not directly accessible from the front. This feature makes these sockets particularly suitable for installation in public places, preventing unqualified personnel from working on sensitive protection parts such as fuses.

The special plug-in system allows to comfortably wire the distribution board before mounting the socket. Maintenance is facilitated by the absence of annoying flying cables.

2

PRIMA is the only system of horizontal sockets to incorporate absolute safety technologies, such as a steel interlock mechanism and an AC3-AC23A class isolator switch at rated current.

3

The aesthetic design enhances PRIMA's integration in all environments. The rounded shape, the reduced projection (only 6 cm) and the absence of dust and dirt build-up areas facilitate cleaning and hygiene.

4

For quick and easy installation, scan the QR code.





PRIMA

Compact horizontal interlocked socket-outlets in technopolymer



| | |
|--------------------------------------|-------------------------------------|
| Body material | Technopolymer |
| Colour | RAL 7035 Light grey |
| Protection rating | IP44 - IP55 |
| Impact resistance | IK08 |
| Resistance to abnormal heat and fire | 850°C (insert) 650°C (enclosure) |
| Flammability class | V-2 (insert) HB (enclosure) |
| Insulation class | II |
| Ambient operating temperature | -25°C - +50°C |
| Ambient storage temperature | -30°C - +70°C |
| Rated current | 16A - 32A |
| Operating voltage | 24V - 440V |
| Insulation voltage | 690V |
| Operating frequency | 50/60Hz |
| Terminal type | Indirect clamping |



DIRECTIVES

2014/35/EU (LVD)
2011/65/EU (RoHS)
2012/19/EU (WEEE)

PRODUCT STANDARDS

IEC/EN 60309-1
IEC/EN 60309-2
IEC/EN 60309-4
IEC/EN 63000

| Rated operating current: | | 16A | 32A |
|---------------------------------------|---------------|-----------|-----------|
| Thermal current I_{th} | A | 16 | 32 |
| AC-21A | 110 V - 400 V | A | 16 |
| AC-22A | 110 V - 400 V | A | 16 |
| AC-23A | 110V | A | 16 |
| | 230V | | |
| | 400V | | |
| AC-23A | 110V | kW | 2.4 |
| | 230V | | 5.1 |
| | 400V | | 8.9 |
| AC-3 | 110V | kW | 2.4 |
| | 230V | | 5.1 |
| | 400V | | 8.9 |

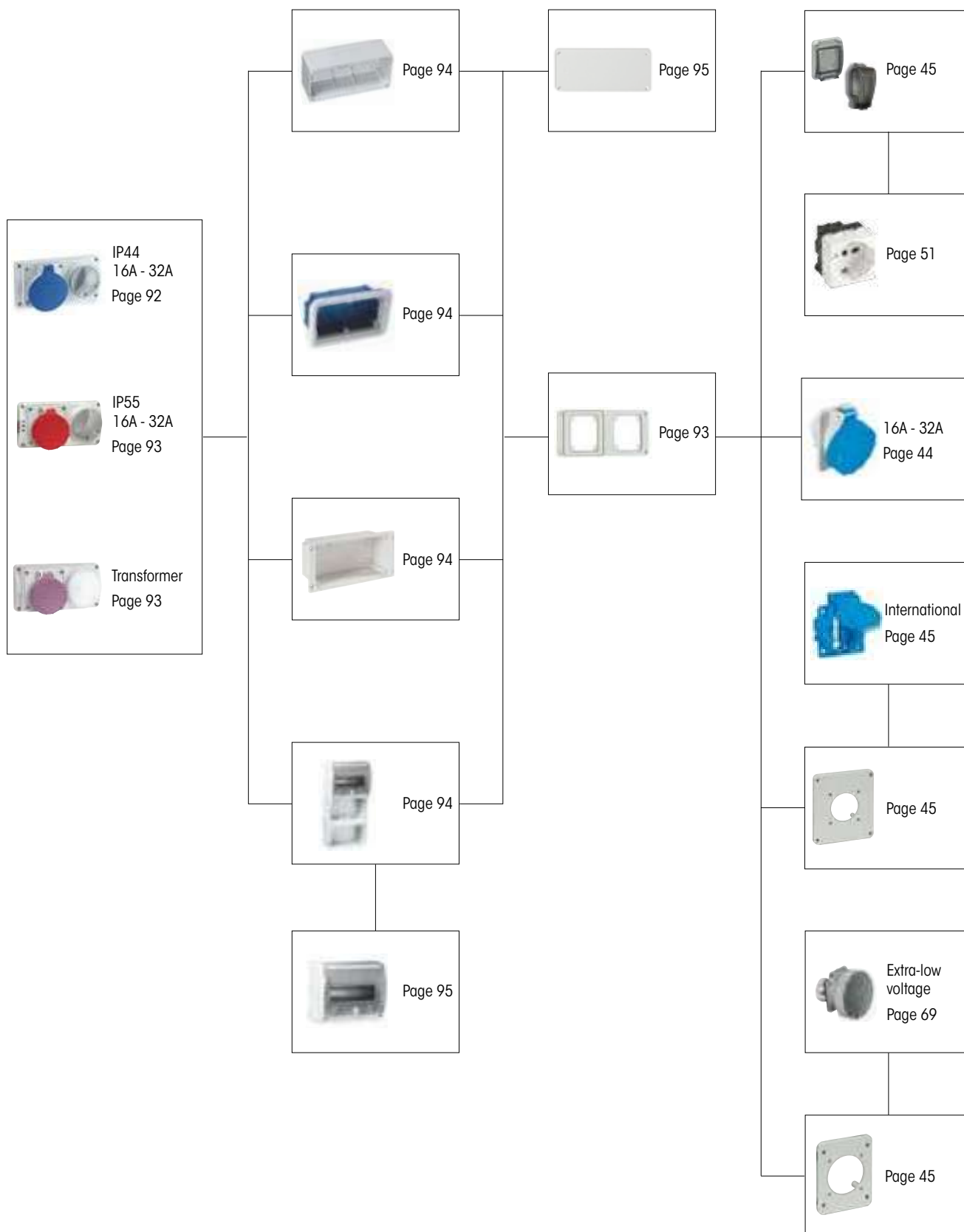
| Wiring data: | | 16A | 32A |
|---------------------------|-----------------|--------|-----|
| Entry cable cross-section | mm ² | 1 - 10 | |
| Tightening torque | Nm | 2 | |



PRIMA

Compact horizontal interlocked socket-outlets in technopolymer

MODULARITY





PRIMA

Compact horizontal interlocked socket-outlets in technopolymer



Interlocked socket-outlets for distribution board 50/60Hz IP44

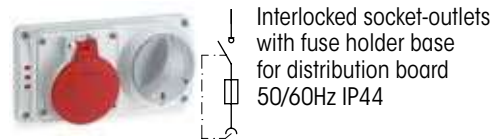
| Rated current (A) | Rated voltage (V) | Voltage colour | Poles | h ref. | Palazzoli code | Pack Qty |
|-------------------|-------------------|----------------|--------------|--------|----------------|----------|
| 16 | 110 | Yellow | 2P+ \neq | 4 | 493124 | 1 |
| | 230 | Blue | 2P+ \neq | 6 | 493126 | 1 |
| | 400 | Red | 3P+ \neq | 6 | 493136 | 1 |
| | 400 | Red | 3P+N+ \neq | 6 | 493146 | 1 |
| 32 | 230 | Blue | 2P+ \neq | 6 | 493226 | 1 |
| | 400 | Red | 3P+ \neq | 6 | 493236 | 1 |
| | 400 | Red | 3P+N+ \neq | 6 | 493246 | 1 |

Equipment included: 4 stainless steel screws for fastening the item to the distribution board or box.
Features: the handle can be padlocked in the open or closed position with max. 3 mm Ø padlock.

Technical accessories:



page 36



Interlocked socket-outlets with fuse holder base for distribution board 50/60Hz IP44

| Rated current (A) | Rated voltage (V) | Voltage colour | Poles | h ref. | Palazzoli code | Pack Qty | |
|-------------------|-------------------|----------------|------------|--------------|----------------|---------------|---|
| 16 | 110 | Yellow | 2P+ \neq | 4 | 494124 | 1 | |
| | 230 | Blue | 2P+ \neq | 6 | 494126 | 1 | |
| | 10.3x38 fuses | 400 | Red | 3P+ \neq | 6 | 494136 | 1 |
| | | 400 | Red | 3P+N+ \neq | 6 | 494146 | 1 |
| 32 | 230 | Blue | 2P+ \neq | 6 | 494226 | 1 | |
| | 10.3x38 fuses | 400 | Red | 3P+ \neq | 6 | 494236 | 1 |
| | | 400 | Red | 3P+N+ \neq | 6 | 494246 | 1 |

Equipment included: 4 stainless steel screws for fastening the item to the distribution board or box.
Features: the handle can be padlocked in the open or closed position with max. 3 mm Ø padlock. Fuses not included. Plug-in connection on the power supply line.

Technical accessories:



page 36

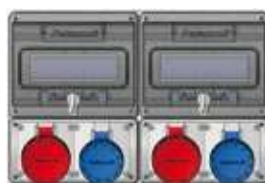
Examples of combinations



With additional control unit, using code **579612**



Wall-mounted with frame code **579582**



With industrial socket-outlets using flange code **579718** and topTER industrial socket-outlets




With signal socket-outlets using the spacer kits code **579591**



PRIMA

Compact horizontal interlocked socket-outlets in technopolymer

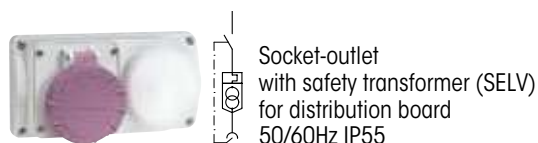


Interlocked socket-outlets
for distribution board
50/60Hz IP55

| Rated current (A) | Rated voltage (V) | Voltage colour | Poles | h ref. | Palazzoli code | Pack Qty |
|-------------------|-------------------|----------------|--------|--------|-----------------|----------------|
| 16 | 110 | Yellow | 2P+⊕ | 4 | 495124 * | 1 |
| | 110 | Yellow | 3P+⊕ | 4 | 495134 | 1 |
| | 110 | Yellow | 3P+N+⊕ | 4 | 495144 | 1 |
| | 230 | Blue | 2P+⊕ | 6 | 495126* | 1 |
| | 230 | Blue | 3P+⊕ | 9 | 495139 | 1 |
| | 230 | Blue | 3P+N+⊕ | 9 | 495149 | 1 |
| | 400 | Red | 2P+⊕ | 9 | 495129 | 1 |
| | 400 | Red | 3P+⊕ | 6 | 495136* | 1 |
| | 400 | Red | 3P+N+⊕ | 6 | 495146* | 1 |
| | 32 | 110 | Yellow | 2P+⊕ | 4 | 495224* |
| 110 | | Yellow | 3P+⊕ | 4 | 495234 | 1 |
| 110 | | Yellow | 3P+N+⊕ | 4 | 495244 | 1 |
| 230 | | Blue | 2P+⊕ | 6 | 495226* | 1 |
| 230 | | Blue | 3P+⊕ | 9 | 495239 | 1 |
| 230 | | Blue | 3P+N+⊕ | 9 | 495249 | 1 |
| 400 | | Red | 2P+⊕ | 9 | 495229 | 1 |
| 400 | | Red | 3P+⊕ | 6 | 495236* | 1 |
| 400 | | Red | 3P+N+⊕ | 6 | 495246* | 1 |
| 380/440 | | Red | 3P+⊕ | 3 | 495233* | 1 |

Equipment included: 4 stainless steel screws for fastening the item to the distribution board or box.
Features: the handle can be padlocked in the open or closed position with max. 3 mm Ø padlock.

Technical accessories:

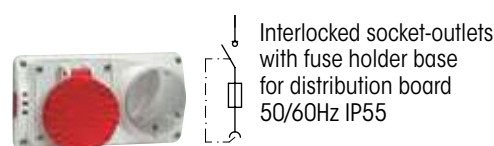


Socket-outlet
with safety transformer (SELV)
for distribution board
50/60Hz IP55

| Rated current (A) | Rated voltage (V) | Poles | Power (VA) | Palazzoli code | Pack Qty |
|-------------------|-------------------|-------|------------|----------------|----------|
| 16 | 230/24 | 2P | 150 | 496024 | 1 |

Equipment included: 4 stainless steel screws for fastening the item to the distribution board or box.
Features: transformer with built-in thermal protection, enabled by a plug-activated bipolar microswitch.

Technical accessories:



Interlocked socket-outlets
with fuse holder base
for distribution board
50/60Hz IP55

| Rated current (A) | Rated voltage (V) | Voltage colour | Poles | h ref. | Palazzoli code | Pack Qty |
|------------------------|------------------------|----------------|--------|--------|----------------|---------------|
| 16 10.3x38 fuses | 110 | Yellow | 2P+⊕ | 4 | 496124 | 1 |
| | 110 | Yellow | 3P+⊕ | 4 | 496134 | 1 |
| | 110 | Yellow | 3P+N+⊕ | 4 | 496144 | 1 |
| | 230 | Blue | 2P+⊕ | 6 | 496126 | 1 |
| | 230 | Blue | 3P+⊕ | 9 | 496139 | 1 |
| | 230 | Blue | 3P+N+⊕ | 9 | 496149 | 1 |
| | 400 | Red | 2P+⊕ | 9 | 496129 | 1 |
| | 400 | Red | 3P+⊕ | 6 | 496136 | 1 |
| | 400 | Red | 3P+N+⊕ | 6 | 496146 | 1 |
| | 32 10.3x38 fuses | 110 | Yellow | 2P+⊕ | 4 | 496224 |
| 110 | | Yellow | 3P+⊕ | 4 | 496234 | 1 |
| 110 | | Yellow | 3P+N+⊕ | 4 | 496244 | 1 |
| 230 | | Blue | 2P+⊕ | 6 | 496226 | 1 |
| 230 | | Blue | 3P+⊕ | 9 | 496239 | 1 |
| 230 | | Blue | 3P+N+⊕ | 9 | 496249 | 1 |
| 400 | | Red | 2P+⊕ | 9 | 496229 | 1 |
| 400 | | Red | 3P+⊕ | 6 | 496236 | 1 |
| 400 | | Red | 3P+N+⊕ | 6 | 496246 | 1 |
| 380/440 | | Red | 3P+⊕ | 3 | 496233 | 1 |

Equipment included: 4 stainless steel screws for fastening the item to the distribution board or box.
Features: the handle can be padlocked in the open or closed position with max. 3 mm Ø padlock. Fuses not included. Plug-in connection on the power supply line.

Technical accessories:




Flange
for mounting 2 topTER fixed sockets
or 2 topTER caps
IP55

| Total installable devices | Max. No. with 65x83 flange | Max. No. with 88x100 flange | Palazzoli code | Pack Qty |
|---------------------------|----------------------------|-----------------------------|----------------|----------|
| 2 | 2 | 1 | 579718 | 1 |

Equipment included: 4 stainless steel screws for fixing the item to the distribution board or box. Finishing frames for compact socket-outlets. 1 65x83 mm blind flange.

Notes: the flange can be installed on all Prima series distribution boards and boxes except for code 579510.

Technical accessories:





PRIMA

Compact horizontal interlocked socket-outlets in technopolymer



Distribution boards
for PRIMA devices
IP55


| | Shape | Installable sockets | Power dissipation (W) | Outer dimensions (mm) | Palazzoli code | Pack Qty |
|-------------|-------|---------------------|-----------------------|-----------------------|----------------|----------|
| 9 modules | | 2 | 36 | 212x414 | 579620 | 1 |
| blind | | 2 | 36 | 212x414 | 579621 | 1 |
| 9+9 modules | | 2 | 50 | 424x280 | 579602 | 1 |
| 9+9 modules | | 4 | 70 | 424x410 | 579640 | 1 |
| 9 modules | | 4 | 70 | 424x410 | 579641 | 1 |
| blind | | 4 | 70 | 424x410 | 579642 | 1 |

Equipment included: Screw cover caps for double insulation, modular covers.
1 closing flange for distribution boards 579620, 579621, 579602.

2 closing flanges for distribution boards 579640, 579641, 579642.

Features: padlockable modular door.

Technical accessories:



page 170

page 85




Bottom box
for wall-mounting
IP55

| Dimensions (mm) | For sockets type | Palazzoli code | Pack Qty |
|-----------------|------------------------|----------------|----------|
| 103x206 | PRIMA with lock switch | 579500 | 1 |

Equipment included: screw cover caps for double insulation.

Technical accessories:



page 170



Bottom box
for flush-mounting
IP55

| Dimensions (mm) | For sockets type | Palazzoli code | Pack Qty |
|-----------------|------------------------|----------------|----------|
| 132.5x235.5 | PRIMA with lock switch | 579510 | 1 |

Equipment included: spacer kit.

Features: they do not require an "UP-DOWN" direction for installation.

When used with interlocked socket-outlets with fuses, the box must first be flush mounted in the wall. The use of the special kit allows to gain an extra 3 mm in depth.



Bottom box
for panel flush-mounting
IP55

| Dimensions (mm) | For sockets type | Palazzoli code | Pack Qty |
|-----------------|------------------------|----------------|----------|
| 115x240 | PRIMA with lock switch | 575501 | 1 |

Uses: they enable to mount the socket-outlets in panels in steel sheet and insulating material.



PRIMA

Compact horizontal interlocked socket-outlets in technopolymer

9 modules



Wall-mounted control unit for modular devices IP55

| Description | Power dissipation (W) | Dimensions (mm) | Palazzoli code | Pack Qty |
|-----------------------------------|-----------------------|-----------------|----------------|----------|
| with transparent window 9 modules | 36 | 212x174 | 579612 | 1 |

Equipment included: 2 module covers, code 579904. Screw cover caps for double insulation.
Features: padlockable modular door.



Coupling fitting with Pg threading for PRIMA and topTER distribution boards IP66

| Pg | Mounting hole (mm) | For cable Ø (mm) | Palazzoli code | Pack Qty |
|----|--------------------|------------------|----------------|----------|
| 21 | 29 | 21 | 580250 | 1 |



Closing flange for PRIMA distribution boards IP55

| Dimensions (mm) | Palazzoli code | Pack Qty |
|-----------------|----------------|----------|
| 206x103 | 579901 | 1 |

Equipment included: 4 stainless steel screws for fastening the item to the distribution board.
Uses: enables unused housings of all PRIMA series flanged distribution boards to be closed.



Finishing frames for flush mounting of PRIMA distribution boards

| For distribution boards, code | Palazzoli code | Pack Qty |
|-------------------------------|----------------|----------|
| 579620 and 579621 | 579582 | 1 |
| 579640, 579641 and 579642 | 579584 | 1 |



Spacing kits for distribution boards with 4 socket-outlets

| Description | Palazzoli code | Pack Qty |
|--|----------------|----------|
| a horizontal divider and a vertical divider with friction mounting | 579591 | 1 |

ROTOR





ROTOR

Interlocked socket-outlets in technopolymer with rotoswitch

ADVANTAGES



1

The safety ring actuates a mechanical interlock that prevents the connection and disconnection of live loads ensuring maximum safety.

The rotoswitched socket-outlet contains an independently operated switch disconnecter capable of driving AC-23A category loads such as motors, fans, pumps, etc.



2

Simplicity is found in the smart cable gland that makes the ROTOR suitable for all types of cables, with a versatility that is unique on the market. It is easily clampable, thanks to the ability to tighten the cable with a screwdriver. The slot of the cable gland can also be used as a hook for suspension.



3

Indirect clamping HD terminals are standard throughout the range. They guarantee the integrity of the cables for an even passage of current and prevent overheating and cable breakage.



4

To see the ROTOR performance assessed by the INRiM laboratory, scan the QR code.





ROTOR

Interlocked socket-outlets in technopolymer with rotoswitch



| | |
|--------------------------------------|-------------------------------------|
| Body material | Technopolymer |
| Colour | Grey RAL 7046 RAL 5015 Sky blue |
| Protection rating | IP66/IP67 |
| Additional IP rating | IP69 |
| Impact resistance | IK09 |
| Resistance to abnormal heat and fire | 960°C (insert) 850°C (enclosure) |
| Flammability class | V-0 (insert) V-2 (enclosure) |
| Insulation class | II |
| Ambient operating temperature | -40°C - +60°C |
| Ambient storage temperature | -50°C - +90°C |
| Rated current | 16A - 32A - 63A - 125A |
| Operating voltage | 50V - 690V |
| Insulation voltage | 690V |
| Operating frequency | 50Hz/500Hz |

Rated operating current:

| | | | 16A | 32A | 63A | 125A |
|---------------------------------|---------------|----|------|------|------|------|
| Thermal current I _{th} | | A | 16 | 32 | 63 | 125 |
| AC-21A | 110 V - 690 V | A | 16 | 32 | 63 | 125 |
| AC-22A | 110 V - 690 V | A | 16 | 32 | 63 | 125 |
| AC-23A | 110V | A | 16 | 32 | 63 | 125 |
| | 230V | | | | | |
| | 400V | | | | | |
| | 500V | | | | | |
| | 690V | | | | | |
| AC-23A | 110V | kW | 2.4 | 4.9 | 9.6 | 19.1 |
| | 230V | | 5.1 | 10.2 | 20.1 | 39.8 |
| | 400V | | 8.9 | 17.7 | 34.9 | 69.3 |
| | 500V | | 11.1 | 22.2 | 43.6 | 86.6 |
| | 690V | | 15.3 | 30.6 | 60.2 | 120 |

Cable features:

| Rated current (A) | Poles | Cable entry Ø range (mm) | Cable cross-section range (mm ²) |
|-------------------|--------|--------------------------|--|
| 16 | 2P+⊕ | 6.3 - 18 | 1 - 10 |
| | 3P+⊕ | | |
| | 3P+N+⊕ | | |
| 32 | 2P+⊕ | 11 - 23 | 1 - 10 |
| | 3P+⊕ | | |
| | 3P+N+⊕ | | |
| 63 | 2P+⊕ | 14 - 36 | 6 - 25 |
| | 3P+⊕ | | |
| | 3P+N+⊕ | | |
| 125 | 2P+⊕ | 20 - 50 | 16 - 70 |
| | 3P+⊕ | | |
| | 3P+N+⊕ | | |



DIRECTIVES

2014/35/EU (LVD)
2011/65/EU (RoHS)
2012/19/EU (WEEE)

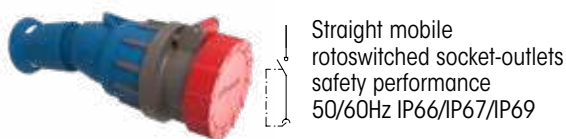
PRODUCT STANDARDS

IEC/EN 60309-1
IEC/EN 60309-2
IEC/EN 60309-4
IEC/EN 63000



ROTOR

Interlocked socket-outlets in technopolymer with rotoswitch



| Rated current (A) | Rated voltage (V) | Voltage colour | Poles | h ref. | Palazzoli code | Pack Qty |
|-------------------|-------------------|----------------|--------|--------|----------------|---------------|
| 16 | 110 | Yellow | 2P+⊕ | 4 | 410124 | 1 |
| | 110 | Yellow | 3P+⊕ | 4 | 410134 | 1 |
| | 110 | Yellow | 3P+N+⊕ | 4 | 410144 | 1 |
| | 230 | Blue | 2P+⊕ | 6 | 410126 | 1 |
| | 230 | Blue | 3P+⊕ | 9 | 410139 | 1 |
| | 230 | Blue | 3P+N+⊕ | 9 | 410149 | 1 |
| | 400 | Red | 2P+⊕ | 9 | 410129 | 1 |
| | 400 | Red | 3P+⊕ | 6 | 410136 | 1 |
| | 400 | Red | 3P+N+⊕ | 6 | 410146 | 1 |
| | 500 | Black | 3P+⊕ | 7 | 410137 | 1 |
| | 500 | Black | 3P+N+⊕ | 7 | 410147 | 1 |
| | 32 | 110 | Yellow | 2P+⊕ | 4 | 410224 |
| 110 | | Yellow | 3P+⊕ | 4 | 410234 | 1 |
| 110 | | Yellow | 3P+N+⊕ | 4 | 410244 | 1 |
| 230 | | Blue | 2P+⊕ | 6 | 410226 | 1 |
| 230 | | Blue | 3P+⊕ | 9 | 410239 | 1 |
| 230 | | Blue | 3P+N+⊕ | 9 | 410249 | 1 |
| 400 | | Red | 2P+⊕ | 9 | 410229 | 1 |
| 400 | | Red | 3P+⊕ | 6 | 410236 | 1 |
| 400 | | Red | 3P+N+⊕ | 6 | 410246 | 1 |
| 500 | | Black | 3P+⊕ | 7 | 410237 | 1 |
| 500 | | Black | 3P+N+⊕ | 7 | 410247 | 1 |
| 380-440 | | Red | 3P+⊕ | 3 | 410233 | 1 |
| 63 | 110 | Yellow | 2P+⊕ | 4 | 410324 | 1 |
| | 110 | Yellow | 3P+⊕ | 4 | 410334 | 1 |
| | 110 | Yellow | 3P+N+⊕ | 4 | 410344 | 1 |
| | 230 | Blue | 2P+⊕ | 6 | 410326 | 1 |
| | 230 | Blue | 3P+⊕ | 9 | 410339 | 1 |
| | 230 | Blue | 3P+N+⊕ | 9 | 410349 | 1 |
| | 400 | Red | 2P+⊕ | 9 | 410329 | 1 |
| | 400 | Red | 3P+⊕ | 6 | 410336 | 1 |
| | 400 | Red | 3P+N+⊕ | 6 | 410346 | 1 |
| | 500 | Black | 3P+⊕ | 7 | 410337 | 1 |
| | 500 | Black | 3P+N+⊕ | 7 | 410347 | 1 |
| | 125 | 110 | Yellow | 3P+⊕ | 4 | 410434 |
| 110 | | Yellow | 3P+N+⊕ | 4 | 410444 | 1 |
| 230 | | Blue | 3P+⊕ | 9 | 410439 | 1 |
| 230 | | Blue | 3P+N+⊕ | 9 | 410449 | 1 |
| 400 | | Red | 3P+⊕ | 6 | 410436 | 1 |
| 400 | | Red | 3P+N+⊕ | 6 | 410446 | 1 |
| 500 | | Black | 3P+⊕ | 7 | 410437 | 1 |
| 500 | | Black | 3P+N+⊕ | 7 | 410447 | 1 |

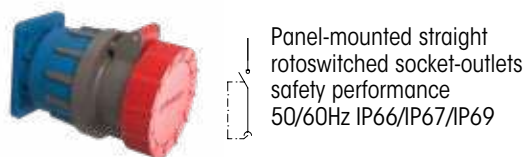
Features: rotoswitches padlockable in position 0 and 1 with padlock code 419000. The sockets are designed to allow for padlocking, either in a stand-alone fashion or connected to the plugs. The padlock must have a min. shackle width of 10.5 mm, a height of 32 mm and a max. wire Ø of 3.5 mm.

Technical accessories:

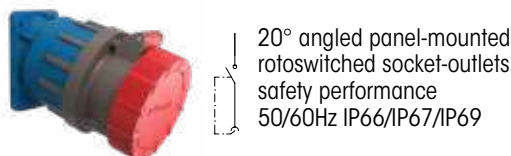


Switch status auxiliary contact for ROTOR 125A socket-outlets

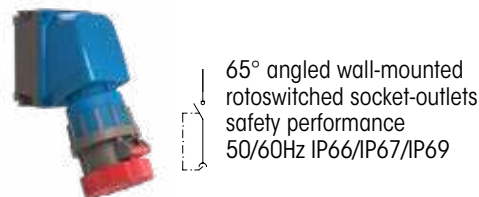
| Max power (VA) | Max voltage DC/AC (V) | Max current (mA) | Contact type | Palazzoli code | Pack Qty |
|----------------|-----------------------|------------------|--------------|----------------|----------|
| 3 | 100 | 250 | 1 NO | 419010 | 1 |



| Rated current (A) | Rated voltage (V) | Flange dimensions (mm) | Voltage colour | Poles | h ref. | Palazzoli code | Pack Qty |
|-------------------|-------------------|------------------------|----------------|--------|--------|----------------|----------|
| 16 | 110 | 65x83 | Yellow | 2P+⊕ | 4 | 412124 | 1 |
| | 230 | 65x83 | Blue | 2P+⊕ | 6 | 412126 | 1 |
| | 400 | 65x83 | Red | 3P+⊕ | 6 | 412136 | 1 |
| | 400 | 65x83 | Red | 3P+N+⊕ | 6 | 412146 | 1 |
| 32 | 110 | 65x83 | Yellow | 2P+⊕ | 4 | 412224 | 1 |
| | 230 | 65x83 | Blue | 2P+⊕ | 6 | 412226 | 1 |
| | 400 | 65x83 | Red | 3P+⊕ | 6 | 412236 | 1 |
| | 400 | 100x108 | Red | 3P+N+⊕ | 6 | 412246 | 1 |
| 63 | 380-440 | 65x83 | Red | 3P+⊕ | 3 | 412233 | 1 |
| | 230 | 100x108 | Blue | 2P+⊕ | 6 | 412326 | 1 |
| | 400 | 100x108 | Red | 3P+⊕ | 6 | 412336 | 1 |
| | 400 | 100x108 | Red | 3P+N+⊕ | 6 | 412346 | 1 |
| 125 | 400 | 114x114 | Red | 3P+⊕ | 6 | 412436 | 1 |
| | 400 | 114x114 | Red | 3P+N+⊕ | 6 | 412446 | 1 |



| Rated current (A) | Rated voltage (V) | Flange dimensions (mm) | Voltage colour | Poles | h ref. | Palazzoli code | Pack Qty |
|-------------------|-------------------|------------------------|----------------|--------|--------|----------------|----------|
| 16 | 110 | 65x83 | Yellow | 2P+⊕ | 4 | 413124 | 1 |
| | 230 | 65x83 | Blue | 2P+⊕ | 6 | 413126 | 1 |
| | 400 | 65x83 | Red | 3P+⊕ | 6 | 413136 | 1 |
| | 400 | 65x83 | Red | 3P+N+⊕ | 6 | 413146 | 1 |
| 32 | 110 | 65x83 | Yellow | 2P+⊕ | 4 | 413224 | 1 |
| | 230 | 65x83 | Blue | 2P+⊕ | 6 | 413226 | 1 |
| | 400 | 65x83 | Red | 3P+⊕ | 6 | 413236 | 1 |
| | 400 | 100x108 | Red | 3P+N+⊕ | 6 | 413246 | 1 |
| 63 | 230 | 100x108 | Blue | 2P+⊕ | 6 | 413326 | 1 |
| | 400 | 100x108 | Red | 3P+⊕ | 6 | 413336 | 1 |
| | 400 | 100x108 | Red | 3P+N+⊕ | 6 | 413346 | 1 |
| 125 | 400 | 114x114 | Red | 3P+⊕ | 6 | 413436 | 1 |
| | 400 | 114x114 | Red | 3P+N+⊕ | 6 | 413446 | 1 |



| Rated current (A) | Rated voltage (V) | Voltage colour | Poles | h ref. | Palazzoli code | Pack Qty |
|-------------------|-------------------|----------------|--------|--------|----------------|----------|
| 16 | 110 | Yellow | 2P+⊕ | 4 | 416124 | 1 |
| | 230 | Blue | 2P+⊕ | 6 | 416126 | 1 |
| | 400 | Red | 3P+⊕ | 6 | 416136 | 1 |
| | 400 | Red | 3P+N+⊕ | 6 | 416146 | 1 |
| 32 | 110 | Yellow | 2P+⊕ | 4 | 416224 | 1 |
| | 230 | Blue | 2P+⊕ | 6 | 416226 | 1 |
| | 400 | Red | 3P+⊕ | 6 | 416236 | 1 |
| | 400 | Red | 3P+N+⊕ | 6 | 416246 | 1 |
| 63 | 230 | Blue | 2P+⊕ | 6 | 416326 | 1 |
| | 400 | Red | 3P+⊕ | 6 | 416336 | 1 |
| | 400 | Red | 3P+N+⊕ | 6 | 416346 | 1 |
| 125 | 400 | Red | 3P+⊕ | 6 | 416436* | 1 |
| | 400 | Red | 3P+N+⊕ | 6 | 416446* | 1 |

Common features: rotoswitched socket-outlets padlockable in position 0 and 1 with padlock code 419000. The sockets are designed to allow for padlocking, either in a stand-alone fashion or connected to the plugs. The padlock must have a min. shackle width of 10.5 mm, a height of 32 mm and a max. wire Ø of 3.5 mm. ***Notes:** 125A socket-outlets, 80° angled.



ROTOR

Interlocked socket-outlets in technopolymer with rotoswitch



Handles for inserts
IP66/IP67/IP68/IP69

| Rated current (A) | Poles | Entry cable diameter (mm) | Palazzoli code | Pack Qty |
|-------------------|----------------------|---------------------------|----------------|----------|
| 16 | 2P+⊕ | 6.3 - 18 | 419001 | 5 |
| | 3P+⊕ | 6.3 - 18 | 419002 | 5 |
| | 3P+N+⊕ | 9 - 23 | 419003 | 5 |
| 2P+⊕ / 3P+⊕ | 9 - 23 | | | |
| 32 | 3P+N+⊕ | 13 - 27 | 419004 | 5 |
| | 2P+⊕ / 3P+⊕ / 3P+N+⊕ | 14 - 36 | 419005 | 5 |
| 125 | 2P+⊕ / 3P+⊕ / 3P+N+⊕ | 16 - 50 | 419006 | 5 |



Straight panel-mounted flanges for inserts
IP66/IP67/IP68/IP69

| Rated current (A) | Poles | Flange dimensions (mm) | Palazzoli code | Pack Qty |
|-------------------|----------------------|------------------------|----------------|----------|
| 16 | 2P+⊕ | 65x83 | 419021 | 5 |
| | 3P+⊕ | 65x83 | 419022 | 5 |
| | 3P+N+⊕ | 65x83 | 419023 | 5 |
| 2P+⊕ / 3P+⊕ | 65x83 | | | |
| 32 | 3P+N+⊕ | 100x108 | 419024 | 5 |
| | 2P+⊕ / 3P+⊕ / 3P+N+⊕ | 100 x 108 | 419025 | 5 |
| 125 | 2P+⊕ / 3P+⊕ / 3P+N+⊕ | 114x114 | 419026 | 5 |



20° angled panel-mounted flanges for inserts
IP66/IP67/IP68/IP69

| Rated current (A) | Poles | Flange dimensions (mm) | Palazzoli code | Pack Qty |
|-------------------|----------------------|------------------------|----------------|----------|
| 16 | 2P+⊕ | 65x83 | 419031 | 5 |
| | 3P+⊕ | 65x83 | 419032 | 5 |
| | 3P+N+⊕ | 65x83 | 419033 | 5 |
| 2P+⊕ / 3P+⊕ | 65x83 | | | |
| 32 | 3P+N+⊕ | 100x108 | 419034 | 5 |
| | 2P+⊕ / 3P+⊕ / 3P+N+⊕ | 100x108 | 419035 | 5 |
| 125 | 2P+⊕ / 3P+⊕ / 3P+N+⊕ | 114x114 | 419036 | 5 |



Safety padlock with keys for rotoswitches

| Wire diameter (mm) | Material | Palazzoli code | Pack Qty |
|--------------------|---------------|----------------|----------|
| 2.75 | steel - brass | 419000 | 1 |



65° angled wall-mounted modular boxes with TAIS system for panel-mounted devices
IP66/IP67/IP68/IP69

| Rated current (A) | For flange with dimensions (mm) | Box dimensions (mm) | Palazzoli code | Pack Qty |
|-------------------|---------------------------------|---------------------|----------------|----------|
| 16-32 | 65x83 | 92x125 | 532131 | 1 |
| 32-63 | 100x108 | 125x185 | 532132 | 1 |
| 125 | 114x114 | | 532133* | 1 |

*Notes: 80° angled box.



Wall-mounted modular boxes with TAIS system for panel-mounted devices
IP66/IP67/IP68/IP69

| Rated current (A) | For flange with dimensions (mm) | Box dimensions (mm) | Palazzoli code | Pack Qty |
|-------------------|---------------------------------|---------------------|----------------|----------|
| 16-32 | 65x83 | 92x125 | 532101 | 1 |
| 32-63 | 100x108 | 125x185 | 532102 | 1 |
| 125 | 114x114 | | 532103 | 1 |



Wall-mounted modular boxes with TAIS system for 2 panel-mounted devices
IP66/IP67/IP68/IP69

| Rated current (A) | For flange with dimensions (mm) | Box dimensions (mm) | Palazzoli code | Pack Qty |
|-------------------|---------------------------------|---------------------|----------------|----------|
| 16-32 | 2x(65x83) | 92x255 | 532121 | 1 |
| 32-63 | 2x(100x108) | 125x352 | 532122* | 1 |
| 16-32-63 | or 1x(65x83)+1x(100x108) | | | |

Equipment included: 1 blind flange.

*1 flange adaptor frame, from flange 100x108 to flange 65x83, code 532841.



Flange adaptor frame from 100x108 flange to 65x83 flange for wall-mounted boxes
IP66/IP67/IP68/IP69

| Frame dimensions (mm) | For flange with dimensions (mm) | Palazzoli code | Pack Qty |
|-----------------------|---------------------------------|----------------|----------|
| 100x108 | 65x83 | 532841 | 1 |



Blind flanges for wall-mounted boxes
IP66/IP67/IP68/IP69

| Flange dimensions (mm) | Palazzoli code | Pack Qty |
|------------------------|----------------|----------|
| 65x83 | 532843 | 1 |
| 100x108 | 532842 | 1 |

TAIS





TAIS

Increased safety interlocked socket-outlets in thermosetting GRP

ADVANTAGES

1

Palazzoli Thermosetting GRP is flame-retardant, does not produce smoke nor emits halogens.

Handle designed to allow triple padlocking prevents operation by unauthorised persons. The handle allows to identify the switch status even from distance.

2



3

The switch is designed to accommodate two auxiliary remote signalling contacts

The ceramic fuse holder base resists high temperatures generated in the case of circuit failures. Cylindrical fuses with lever extraction allow quick replacement.

4



For quick and easy installation, scan the QR code.





TAIS

Increased safety interlocked socket-outlets in thermosetting GRP



| | |
|--------------------------------------|---|
| Body material | Palazzoli Thermosetting GRP |
| Colour | RAL 5015 Sky blue (cover) RAL 7042 Traffic grey (base) |
| Protection rating | IP66/IP67 |
| Additional IP rating | IP69 |
| Impact resistance | IK10 |
| Resistance to abnormal heat and fire | 960°C |
| Flammability class | V-0 |
| Insulation class | II |
| Ambient operating temperature | -30°C - +50°C -30°C - +60°C (direct) |
| Ambient storage temperature | -50°C - +80°C |
| Rated current | 16A - 32A - 63A - 125A |
| Operating voltage | 24V - 690V |
| Insulation voltage | 690V |
| Operating frequency | 50/60Hz |



DIRECTIVES

2014/30/EU (EMC)
2014/35/EU (LVD)
2011/65/EU (RoHS)
2012/19/EU (WEEE)

PRODUCT STANDARDS

IEC/EN 60309-1
IEC/EN 60309-2
IEC/EN 60309-4
IEC/EN 63000

| Rated operating current: | | 16A | 32A | 63A | 125A | |
|---------------------------------------|---------------|-----------|-----------|-----------|------------|-----|
| Thermal current I_{th} | A | 16 | 32 | 63 | 125 | |
| AC-21A | 110 V - 690 V | A | 16 | 32 | 63 | 125 |
| AC-22A | 110 V - 690 V | A | 16 | 32 | 63 | 125 |
| AC-23A | 110V | A | 16 | 32 | 63 | - |
| | 230V | | | | | - |
| | 400V | | | | | 125 |
| | 500V | | | | | 100 |
| | 690V | | | | | 63 |
| AC-23A | 110V | kW | 2.4 | 4.9 | 9.6 | - |
| | 230V | | 5.1 | 10.2 | 20.1 | 30 |
| | 400V | | 8.9 | 17.7 | 34.9 | 55 |
| | 500V | | 11.1 | 22.2 | 43.6 | 55 |
| | 690V | | 15.3 | 30.6 | 60.2 | 55 |
| AC-3 | 110V | kW | 2.4 | 4.9 | 7.6 | - |
| | 230V | | 5.1 | 10.2 | 15.9 | 30 |
| | 400V | | 8.9 | 17.7 | 27.7 | 55 |
| | 500V | | 11.1 | 22.2 | 34.6 | 55 |
| | 690V | | 15.3 | 30.6 | 47.8 | 55 |

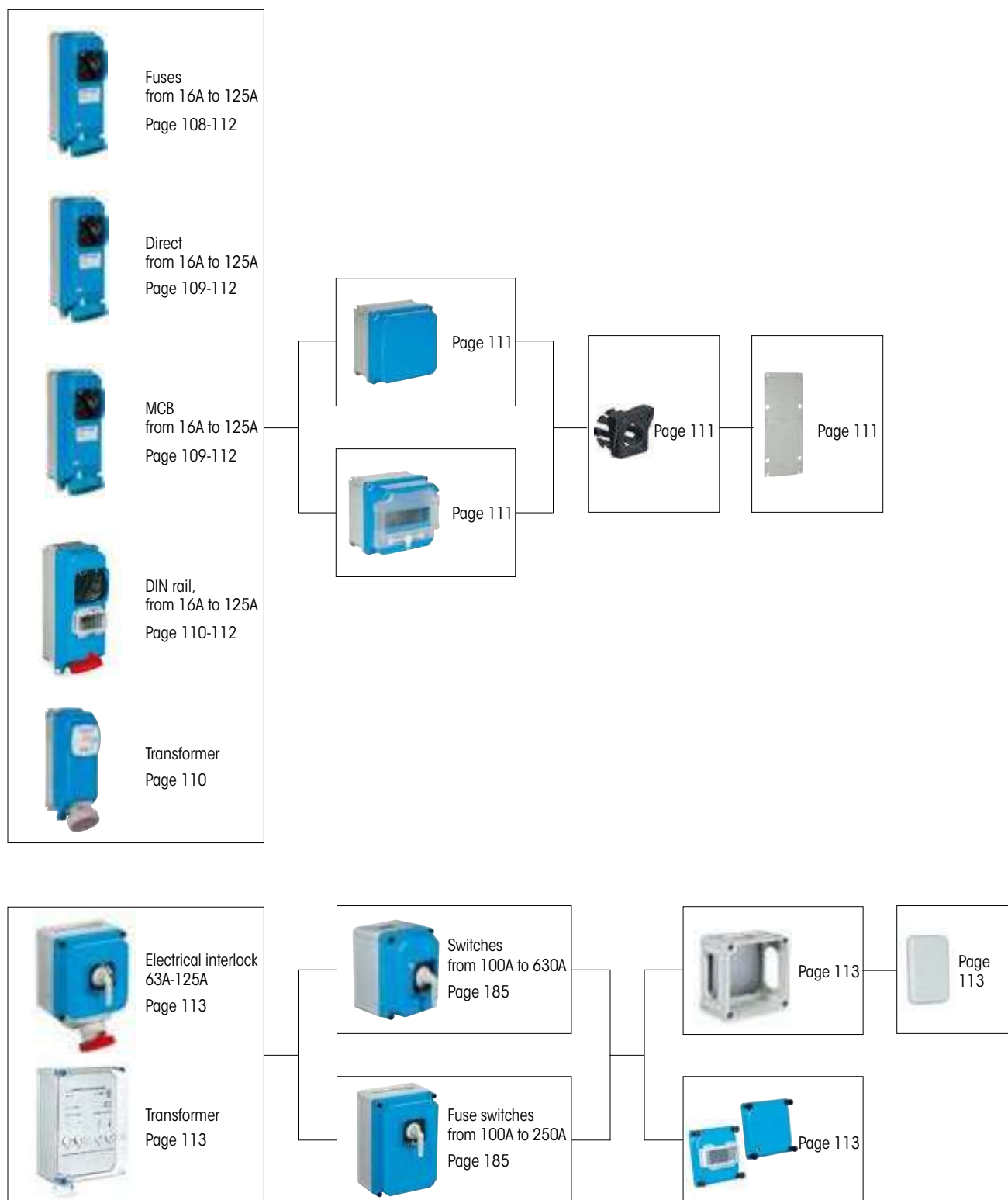
| Wiring data: | | 16A | 32A | 63A | 125A |
|---------------------------|-----------------|--------|--------|---------|------|
| Entry cable cross-section | mm ² | 1 - 10 | 6 - 35 | 10 - 70 | |
| Tightening torque | Nm | 2 | 3 | 4 | |



TAIS

Increased safety interlocked socket-outlets in thermosetting GRP

MODULARITY



GUIDE TO THE COMPOSITION OF DISTRIBUTION BOARDS from 16A to 63A

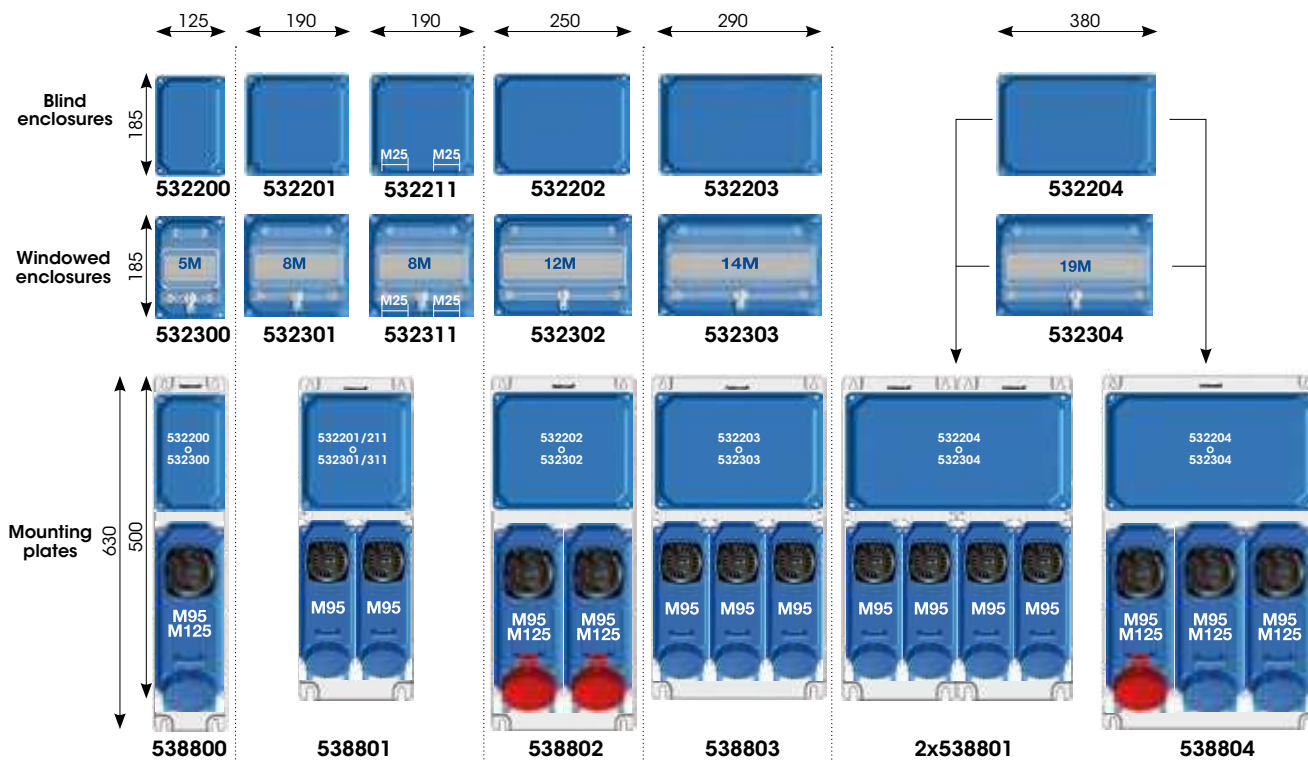


Quick-coupling fittings



| | | | Wall-mounted interlocked socket-outlets IP66/IP67/IP69 | | | | | |
|-----|-----|--------------|---|-------------------|------------------|-------------------|-------------------|-------------------|
| | | | M95 M25 entry | M125 M32 entry | M95 M25 entry | M125 M32 entry | M95 M25 entry | M125 M25 entry |
| | | | | | | | | |
| I | V | No. of poles | Fuses | Fuses | Direct supply | Direct supply | Transformer 150VA | Transformer 250VA |
| 16A | 230 | 2P+⊕ | 472620 | | 470126 | 467126 | | |
| | 400 | 3P+⊕ | 472730 | | 470136 | 467136 | | |
| | | 3P+N+⊕ | 472830 | | 470146 | 467146 | | |
| 32A | 230 | 2P+⊕ | 468226 | 472621 | 469226 | 470226 | | |
| | 400 | 3P+⊕ | 468236 | 472731 | 469236 | 470236 | | |
| | | 3P+N+⊕ | | 472831 | | 470246 | | |
| 63A | 400 | 3P+⊕ | | 472732 | | 470336 | | |
| | | 3P+N+⊕ | | 472832 | | 470346 | | |
| 16A | 24 | 2P | | | | | 469873 | 471873 |

Examples of combinations





GUIDE TO THE PREPARATION OF DISTRIBUTION BOARDS from 16A to 125A

Threaded coupling fittings

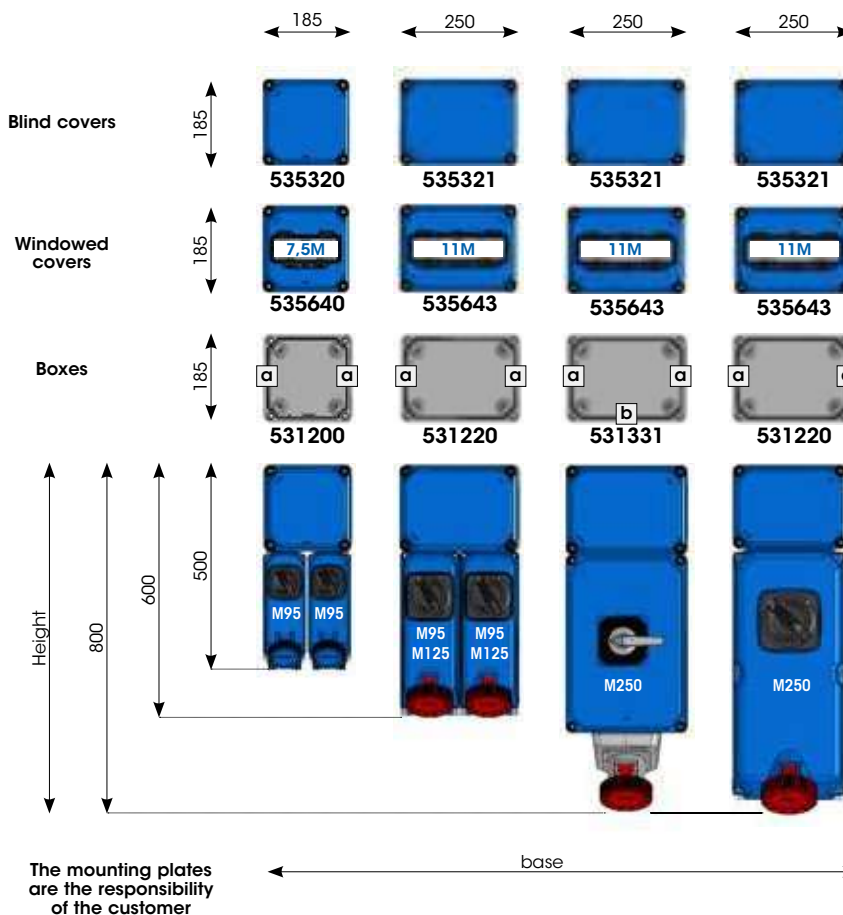


* Use two M40 fittings to connect the 125A socket-outlet to the box

| | | | | Wall-mounted interlocked socket-outlets IP66/IP67/IP69 | | | | | | | | | |
|------|-----|--------------|--------|--|-----------|-------------|---------------|---------------|---------------|----------------------|-----------------------------------|-------------------|-------------------|
| | | | | M95 | M125 | M250 | M95 | M125 | M250 | M250 | M250 | M95 | M125 |
| | | | | M25 entry | M32 entry | blind entry | M25 entry | M32 entry | blind entry | Window b | Window b | M25 entry | M25 entry |
| | | | | Fuses | Fuses | Fuses | Direct supply | Direct supply | Direct supply | Electrical interlock | With electrical interlock and RCD | Transformer 150VA | Transformer 250VA |
| I | V | No. of poles | | | | | | | | | | | |
| 16A | 230 | ● | 2P+⊕ | 472620 | | | 470126 | 467126 | | | | | |
| | 400 | ● | 3P+⊕ | 472730 | | | 470136 | 467136 | | | | | |
| | | ● | 3P+N+⊕ | 472830 | | | 470146 | 467146 | | | | | |
| 32A | 230 | ● | 2P+⊕ | 468226 | 472621 | | 469226 | 470226 | | | | | |
| | 400 | ● | 3P+⊕ | 468236 | 472731 | | 469236 | 470236 | | | | | |
| | | ● | 3P+N+⊕ | | 472831 | | | 470246 | | | | | |
| 63A | 400 | ● | 3P+⊕ | | 472732 | | | 470336 | | 478336 | 476336 | | |
| | | ● | 3P+N+⊕ | | 472832 | | | 470346 | | 478346 | 476346 | | |
| 125A | 400 | ● | 3P+⊕ | | | 482436 | | | 480436 | 478436 | 476436 | | |
| | | ● | 3P+N+⊕ | | | 482446 | | | 480446 | 478446 | 476446 | | |
| 16A | 24 | ● | 2P | | | | | | | | | 469873 | 471873 |

Examples of combinations

| Closing flanges | |
|-----------------|--------|
| Window | code |
| a | 538110 |





TAIS

Increased safety interlocked socket-outlets in thermosetting GRP

MODULE 95




Wall-mounted interlocked socket-outlets with fuse holder base IP66/IP67/IP69

| Rated current (A) | Frequency | Rated voltage (V) | Voltage colour | Poles | h ref. | Palazzoli code | Pack Qty | |
|-------------------|----------------------------|-------------------|----------------|--------|--------|----------------|---------------|---|
| 16 | 50/60Hz | 110 | Yellow | 2P+⊕ | 4 | 472610 | 1 | |
| | 50/60Hz | 110 | Yellow | 3P+⊕ | 4 | 472710 | 1 | |
| | 50/60Hz | 110 | Yellow | 3P+N+⊕ | 4 | 472810 | 1 | |
| | 50/60Hz | 230 | Blue | 2P+⊕ | 6 | 472620 | 1 | |
| | 50/60Hz | 230 | Blue | 3P+⊕ | 9 | 472720 | 1 | |
| | 50/60Hz | 230 | Blue | 3P+N+⊕ | 9 | 472820 | 1 | |
| | 50/60Hz | 400 | Red | 2P+⊕ | 9 | 472630 | 1 | |
| | 50/60Hz | 400 | Red | 3P+⊕ | 6 | 472730 | 1 | |
| | 50/60Hz | 400 | Red | 3P+N+⊕ | 6 | 472830 | 1 | |
| | M25 entry 10.3x38 fuses | 50/60Hz | 500 | Black | 3P+⊕ | 7 | 472750 | 1 |
| | | 50/60Hz | 500 | Black | 3P+N+⊕ | 7 | 472840 | 1 |
| | | 50/60Hz | >50* | Grey | 2P+⊕ | 12 | 472640 | 1 |
| | | 50/60Hz | >50* | Grey | 3P+⊕ | 12 | 472760 | 1 |
| | | 100-300Hz | >50 | Green | 2P+⊕ | 10 | 472650 | 1 |
| | | 100-300Hz | >50 | Green | 3P+⊕ | 10 | 472780 | 1 |
| | | 100-300Hz | >50 | Green | 3P+N+⊕ | 10 | 472870 | 1 |
| >300/500Hz | | >50 | Green | 2P+⊕ | 2 | 472660 | 1 | |
| >300/500Hz | | >50 | Green | 3P+⊕ | 2 | 472790 | 1 | |
| >300/500Hz | | >50 | Green | 3P+N+⊕ | 2 | 472880 | 1 | |
| 32 | 60Hz | 440-460 | Red | 3P+⊕ | 11 | 472740 | 1 | |
| | 60Hz | 440-460 | Red | 3P+N+⊕ | 11 | 472850 | 1 | |
| | DC | >50-250 | Grey | 2P+⊕ | 3 | 472670 | 1 | |
| | 50/60Hz | 110 | Yellow | 2P+⊕ | 4 | 468224 | 1 | |
| | 50/60Hz | 110 | Yellow | 3P+⊕ | 4 | 468234 | 1 | |
| | 50/60Hz | 230 | Blue | 2P+⊕ | 6 | 468226 | 1 | |
| | 50/60Hz | 230 | Blue | 3P+⊕ | 9 | 468239 | 1 | |
| | 50/60Hz | 400 | Red | 2P+⊕ | 9 | 468229 | 1 | |
| | 50/60Hz | 400 | Red | 3P+⊕ | 6 | 468236 | 1 | |
| | 50/60Hz | 380/440 | Red | 3P+⊕ | 3 | 468233 | 1 | |

* For isolation transformer.

Features: handle padlockable with 3 padlocks up to 8 mm. Fuses not included.

Technical accessories:



page 60

page 170

Page 114

page 111

MODULE 125



Wall-mounted interlocked socket-outlets with fuse holder base IP66/IP67/IP69




| Rated current (A) | Frequency | Rated voltage (V) | Voltage colour | Poles | h ref. | Palazzoli code | Pack Qty | |
|--------------------------|--------------------------|-------------------|----------------|--------|---------------|----------------|---------------|---|
| 32 | 50/60Hz | 110 | Yellow | 2P+⊕ | 4 | 472611 | 1 | |
| | 50/60Hz | 110 | Yellow | 3P+⊕ | 4 | 472711 | 1 | |
| | 50/60Hz | 110 | Yellow | 3P+N+⊕ | 4 | 472811 | 1 | |
| | 50/60Hz | 230 | Blue | 2P+⊕ | 6 | 472621 | 1 | |
| | 50/60Hz | 230 | Blue | 3P+⊕ | 9 | 472721 | 1 | |
| | 50/60Hz | 230 | Blue | 3P+N+⊕ | 9 | 472821 | 1 | |
| | 50/60Hz | 400 | Red | 2P+⊕ | 9 | 472631 | 1 | |
| | 50/60Hz | 400 | Red | 3P+⊕ | 6 | 472731 | 1 | |
| | 50/60Hz | 400 | Red | 3P+N+⊕ | 6 | 472831 | 1 | |
| | 50/60Hz | 500 | Black | 3P+⊕ | 7 | 472751 | 1 | |
| | 50/60Hz | 500 | Black | 3P+N+⊕ | 7 | 472841 | 1 | |
| | M32 entry fuses 14x51 | 50/60Hz | 690 | Black | 3P+⊕ | 5 | 472754 | 1 |
| | | 50/60Hz | 690 | Black | 3P+N+⊕ | 5 | 472854 | 1 |
| | | 50/60Hz | >50* | Grey | 2P+⊕ | 12 | 472641 | 1 |
| | | 50/60Hz | >50* | Grey | 3P+⊕ | 12 | 472761 | 1 |
| | | 100-300Hz | >50 | Green | 2P+⊕ | 10 | 472651 | 1 |
| 100-300Hz | | >50 | Green | 3P+⊕ | 10 | 472781 | 1 | |
| 100-300Hz | | >50 | Green | 3P+N+⊕ | 10 | 472871 | 1 | |
| >300/500Hz | | >50 | Green | 2P+⊕ | 2 | 472661 | 1 | |
| >300/500Hz | | >50 | Green | 3P+⊕ | 2 | 472791 | 1 | |
| >300/500Hz | | >50 | Green | 3P+N+⊕ | 2 | 472881 | 1 | |
| 63 | 60Hz | 440-460 | Red | 3P+⊕ | 11 | 472741 | 1 | |
| | 60Hz | 440-460 | Red | 3P+N+⊕ | 11 | 472851 | 1 | |
| | DC | >50-250 | Grey | 2P+⊕ | 3 | 472671 | 1 | |
| | 50/60Hz | 380/440 | Red | 3P+⊕ | 3 | 472771 | 1 | |
| | 50/60Hz | 380/440 | Red | 3P+N+⊕ | 3 | 472861 | 1 | |
| | 50/60Hz | 110 | Yellow | 2P+⊕ | 4 | 472612 | 1 | |
| | 50/60Hz | 110 | Yellow | 3P+⊕ | 4 | 472712 | 1 | |
| | 50/60Hz | 110 | Yellow | 3P+N+⊕ | 4 | 472812 | 1 | |
| | 50/60Hz | 230 | Blue | 2P+⊕ | 6 | 472622 | 1 | |
| | 50/60Hz | 230 | Blue | 3P+⊕ | 9 | 472722 | 1 | |
| 50/60Hz | 230 | Blue | 3P+N+⊕ | 9 | 472822 | 1 | | |
| M32 entry fuses 22x58 | 50/60Hz | 400 | Red | 2P+⊕ | 9 | 472632 | 1 | |
| | 50/60Hz | 400 | Red | 3P+⊕ | 6 | 472732 | 1 | |
| | 50/60Hz | 400 | Red | 3P+N+⊕ | 6 | 472832 | 1 | |
| | 50/60Hz | 500 | Black | 3P+⊕ | 7 | 472752 | 1 | |
| | 50/60Hz | 500 | Black | 3P+N+⊕ | 7 | 472842 | 1 | |
| | 50/60Hz | 690 | Black | 3P+⊕ | 5 | 472755 | 1 | |
| | 50/60Hz | 690 | Black | 3P+N+⊕ | 5 | 472855 | 1 | |
| | 50/60Hz | >50* | Grey | 2P+⊕ | 12 | 472642 | 1 | |
| | 50/60Hz | >50* | Grey | 3P+⊕ | 12 | 472762 | 1 | |
| | 60Hz | 440-460 | Red | 3P+⊕ | 11 | 472742 | 1 | |
| 60Hz | 440-460 | Red | 3P+N+⊕ | 11 | 472852 | 1 | | |
| DC | >50-250 | Grey | 2P+⊕ | 3 | 472672 | 1 | | |

* For isolation transformer

Features: handle padlockable with 3 padlocks up to 8 mm. Fuses not included.

Technical accessories:



page 60

page 170

Page 114

page 111



125

Module 125 sockets are designed for possible entry from bottom side



TAIS

Increased safety interlocked socket-outlets in thermosetting GRP

INTERLOCKED
SOCKET-OUTLETS

MODULE 95



Wall-mounted interlocked socket-outlets
50/60Hz IP66/IP67/IP69

| Rated current (A) | Rated voltage (V) | Voltage colour | Poles | h ref. | Palazzoli code | Pack Qty |
|-------------------|-------------------|----------------|--------|--------|----------------|----------|
| 16 M25 entry | 230 | Blue | 2P+⊕ | 6 | 470126 | 1 |
| | 400 | Red | 3P+⊕ | 6 | 470136 | 1 |
| | 400 | Red | 3P+N+⊕ | 6 | 470146 | 1 |
| 32 M25 entry | 230 | Blue | 2P+⊕ | 6 | 469226 | 1 |
| | 400 | Red | 3P+⊕ | 6 | 469236 | 1 |
| | 380/440 | Red | 3P+⊕ | 3 | 469233 | 1 |

Features: handle padlockable with 3 padlocks up to 8 mm.

MODULE 125



Wall-mounted interlocked socket-outlets
50/60Hz IP67



| Rated current (A) | Rated voltage (V) | Voltage colour | Poles | h ref. | Palazzoli code | Pack Qty |
|-------------------|-------------------|----------------|--------|--------|----------------|----------|
| 16 M25 entry | 110 | Yellow | 2P+⊕ | 4 | 467124 | 1 |
| | 230 | Blue | 2P+⊕ | 6 | 467126 | 1 |
| | 400 | Red | 3P+⊕ | 6 | 467136 | 1 |
| 32 M32 entry | 400 | Red | 3P+N+⊕ | 6 | 467146 | 1 |
| | 230 | Blue | 2P+⊕ | 6 | 470226 | 1 |
| | 400 | Red | 3P+⊕ | 6 | 470236 | 1 |
| 63 M32 entry | 400 | Red | 3P+N+⊕ | 6 | 470246 | 1 |
| | 380/440 | Red | 3P+⊕ | 3 | 470233 | 1 |
| | 230 | Blue | 2P+⊕ | 6 | 470326 | 1 |
| 63 M32 entry | 400 | Red | 3P+⊕ | 6 | 470336 | 1 |
| | 400 | Red | 3P+N+⊕ | 6 | 470346 | 1 |

Features: handle padlockable with 3 padlocks up to 8 mm.

Technical accessories:



MODULE 125




Wall-mounted interlocked socket-outlets
with MCB protection
IP66/IP67/IP69



| Rated current (A) | Frequency | Rated voltage (V) | Voltage colour | Poles | h ref. | Palazzoli code | Pack Qty | |
|---------------------------|----------------------------|-------------------|----------------|--------|---------------|----------------|---------------|---|
| 16 M25 entry | 50/60Hz | 110 | Yellow | 2P+⊕ | 4 | 474210 | 1 | |
| | 50/60Hz | 110 | Yellow | 3P+⊕ | 4 | 474310 | 1 | |
| | 50/60Hz | 110 | Yellow | 3P+N+⊕ | 4 | 474410 | 1 | |
| | 50/60Hz | 230 | Blue | 2P+⊕ | 6 | 474220 | 1 | |
| | 50/60Hz | 230 | Blue | 3P+⊕ | 9 | 474320 | 1 | |
| | 50/60Hz | 230 | Blue | 3P+N+⊕ | 9 | 474420 | 1 | |
| | Switch 4.5kA curve C | 50/60Hz | 400 | Red | 2P+⊕ | 9 | 474230 | 1 |
| | | 50/60Hz | 400 | Red | 3P+⊕ | 6 | 474330 | 1 |
| | 50/60Hz | 400 | Red | 3P+N+⊕ | 6 | 474430 | 1 | |
| | | 60Hz | 440-460 | Red | 3P+⊕ | 11 | 474340 | 1 |
| | 50/60Hz | 440-460 | Red | 3P+N+⊕ | 11 | 474450 | 1 | |
| | | 50/60Hz | 110 | Yellow | 2P+⊕ | 4 | 474611 | 1 |
| 32 M32 entry | 50/60Hz | 110 | Yellow | 3P+⊕ | 4 | 474711 | 1 | |
| | 50/60Hz | 110 | Yellow | 3P+N+⊕ | 4 | 474811 | 1 | |
| | 50/60Hz | 230 | Blue | 2P+⊕ | 6 | 474621 | 1 | |
| | 50/60Hz | 230 | Blue | 3P+⊕ | 9 | 474721 | 1 | |
| | Switch 6kA curve C | 50/60Hz | 230 | Blue | 3P+N+⊕ | 9 | 474821 | 1 |
| | | 50/60Hz | 400 | Red | 2P+⊕ | 9 | 474631 | 1 |
| | 50/60Hz | 400 | Red | 3P+⊕ | 6 | 474731 | 1 | |
| | | 50/60Hz | 400 | Red | 3P+N+⊕ | 6 | 474831 | 1 |
| | 60Hz | 440-460 | Red | 3P+⊕ | 11 | 474741 | 1 | |
| | | 440-460 | Red | 3P+N+⊕ | 11 | 474851 | 1 | |
| | 50/60Hz | 380/440 | Red | 3P+⊕ | 3 | 474771 | 1 | |
| | 50/60Hz | 110 | Yellow | 2P+⊕ | 4 | 474612 | 1 | |
| 50/60Hz | | 110 | Yellow | 3P+⊕ | 4 | 474712 | 1 | |
| 50/60Hz | 110 | Yellow | 3P+N+⊕ | 4 | 474812 | 1 | | |
| | 50/60Hz | 230 | Blue | 2P+⊕ | 6 | 474622 | 1 | |
| Switch 10kA curve C | 50/60Hz | 230 | Blue | 3P+⊕ | 9 | 474722 | 1 | |
| | 50/60Hz | 230 | Blue | 3P+N+⊕ | 9 | 474822 | 1 | |
| 50/60Hz | 400 | Red | 2P+⊕ | 9 | 474632 | 1 | | |
| | 50/60Hz | 400 | Red | 3P+⊕ | 6 | 474732 | 1 | |
| 50/60Hz | 400 | Red | 3P+N+⊕ | 6 | 474832 | 1 | | |
| | 60Hz | 440-460 | Red | 3P+⊕ | 11 | 474742 | 1 | |
| 60Hz | 440-460 | Red | 3P+N+⊕ | 11 | 474852 | 1 | | |

Features: handle padlockable with 3 padlocks up to 8 mm.
Voltage presence indicator.

Technical accessories:



Module 125 sockets are designed for possible entry from bottom side



Module 125 sockets are designed for possible entry from bottom side



TAIS

Increased safety interlocked socket-outlets in thermosetting GRP

MODULE 125




Wall-mounted interlocked socket-outlets with DIN rail 50/60Hz IP66/IP67/IP69



| Rated current (A) | Rated voltage (V) | Voltage colour | Poles | h ref. | Palazzoli code | Pack Qty |
|------------------------------|-------------------|-----------------------------------|--------|--------|----------------|----------|
| 16 | 230 | ● | 2P+⊕ | 6 | 472020 | 1 |
| M25 entry 4 modules | 400 | ● | 3P+⊕ | 6 | 472130 | 1 |
| | 400 | ● | 3P+N+⊕ | 6 | 472240 | 1 |
| 32 M32 entry 4 modules | 230 | ● | 2P+⊕ | 6 | 472021 | 1 |
| | 400 | ● | 3P+⊕ | 6 | 472131 | 1 |
| | 400 | ● | 3P+N+⊕ | 6 | 472241 | 1 |
| 63 M32 entry 4 modules | 380/440 | ● | 3P+⊕ | 3 | 472133 | 1 |
| | 230 | ● | 2P+⊕ | 6 | 472022 | 1 |
| | 400 | ● | 3P+⊕ | 6 | 472132 | 1 |
| | 400 | ● | 3P+N+⊕ | 6 | 472242 | 1 |

Equipment included: all socket-outlets are pre-wired up to the DIN rail.
Features: handle padlockable with 3 padlocks up to 8 mm.
 Padlockable lid and with tamper-proof screw.
 Socket-outlet prepared for bottom entry.

Technical accessories:



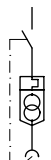
page 60

page 170

Page 114

page 111

MODULE 95

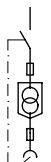


Wall-mounted interlocked socket-outlets with safety transformer (SELV) 50/60Hz IP66/IP67/IP69

| Rated current (A) | Rated voltage (V) | Poles | Power (VA) | Palazzoli code | Pack Qty |
|-------------------|-------------------|-------|------------|----------------|----------|
| 16 M25 entry | 230/24 | 2P | 150 | 469873 | 1 |

Features: class II continuous duty safety transformer activated by a plug microswitch.

MODULE 125



Wall-mounted socket-outlets with safety transformer (SELV) 50/60Hz IP67

| Rated current (A) | Rated voltage (V) | Poles | Power (VA) | Palazzoli code | Pack Qty |
|-------------------|-------------------|-------|------------|----------------|----------|
| 16 M25 entry | 230/24 | 2P | 250 | 471873 | 1 |
| | 400/24 | 2P | 144 | 471893 | 1 |

Features: continuous class II duty safety transformer enabled by the plug by means of microswitch.

Technical accessories:



page 66

page 170

page 111



65° angled wall-mounted modular boxes with TAIS system for panel-mounted devices IP66/IP67/IP68/IP69

| For flange with dimensions (mm) | Box dimensions (mm) | Palazzoli code | Pack Qty |
|---------------------------------|---------------------|----------------|----------|
| 65x83 | 92x125 | 532131 | 1 |
| 100x108 | 125x185 | 532132 | 1 |
| 114x114 | | 532133 | 1 |



Wall-mounted modular boxes with TAIS system for panel-mounted devices IP66/IP67/IP68/IP69

| For flange with dimensions (mm) | Box dimensions (mm) | Palazzoli code | Pack Qty |
|---------------------------------|---------------------|----------------|----------|
| 65x83 | 92x125 | 532101 | 1 |
| 100x108 | 125x185 | 532102 | 1 |
| 114x114 | | 532103 | 1 |



Wall-mounted modular boxes with TAIS system for 2 panel-mounted devices IP66/IP67/IP68/IP69

| For flange with dimensions (mm) | Box dimensions (mm) | Palazzoli code | Pack Qty |
|---|---------------------|----------------|----------|
| 2x(65x83) | 92x255 | 532121 | 1 |
| 2x(100x108) or 1x(65x83)+1x(100x108) | 125x352 | 532122* | 1 |

Equipment included: 1 blind flange.

*1 flange adaptor frame, from flange 100x108 to flange 65x83, code 532841.

Technical accessories:



page 62

page 50

page 170

page 111



TAIS

Increased safety interlocked socket-outlets in thermosetting GRP



Boxes in thermosetting GRP with blind cover for composition of socket boards IP66/IP67

| Outer dimensions (mm) | Holes | Max. number of installable socket-outlets | | Palazzoli code | Pack Qty |
|-----------------------|-------|---|----------|----------------|----------|
| | | Mod. 95 | Mod. 125 | | |
| 125x185x125 | - | 1 | 1 | 532200 | 1 |
| 190x185x125 | - | 2 | - | 532201 | 1 |
| 190x185x125 | 2xM25 | 2 | - | 532211 | 1 |
| 250x185x125 | - | 2 | 2 | 532202 | 1 |
| 290x185x125 | - | 3 | - | 532203 | 1 |
| 380x185x125 | - | 4 | 3 | 532204 | 1 |

Equipment included: code 532211 with 2 fittings M25 for rapid coupling. Supplied with drilling templates.

Notes: the following Palazzoli terminal blocks can be inserted into all boxes: 3x25mm², 4x16mm², 3x35mm², 4x25mm², 3x70mm², 4x35mm².



Boxes in thermosetting GRP with transparent door for composition of socket boards IP66/IP67

| Outer dimensions (mm) | Holes | Max. number of installable socket-outlets | | No. of DIN modules | Palazzoli code | Pack Qty |
|-----------------------|-------|---|----------|--------------------|----------------|----------|
| | | Mod. 95 | Mod. 125 | | | |
| 125x185x150 | - | 1 | 1 | 5 | 532300 | 1 |
| 190x185x150 | - | 2 | - | 8 | 532301 | 1 |
| 190x185x150 | 2xM25 | 2 | - | 8 | 532311 | 1 |
| 250x185x150 | - | 2 | 2 | 12 | 532302 | 1 |
| 290x185x150 | - | 3 | - | 14 | 532303 | 1 |
| 380x185x150 | - | 4 | 3 | 19 | 532304 | 1 |

Equipment included: code 532311 with 2 fittings M25 for rapid coupling. Supplied with drilling templates. Padlockable modular door.

Technical accessories:

| | | | |
|---|---|--|---|
|  page 170 |  page 114 |  page 85 |  page 174 |
|---|---|--|---|



Back plates in galvanised steel for TAIS boxes

| For quick-mounting boxes with dimensions (mm) | Palazzoli code | Pack Qty |
|---|----------------|----------|
| 125x185 | 532700 | 1 |
| 190x185 | 532701 | 1 |
| 250x185 | 532702 | 1 |
| 290x185 | 532703 | 1 |
| 380x185 | 532704 | 1 |

Uses: for fastening terminal blocks or non-modular devices.



Mounting plates in thermosetting GRP with guided system for the creation of multiple socket boards

| Outer dimensions (mm) | Max. number of installable socket-outlets | | Palazzoli code | Pack Qty |
|-----------------------|---|----------|----------------|----------|
| | Mod. 95 | Mod. 125 | | |
| 125x630 | 1 | 1 | 538800 | 1 |
| 190x500 | 2 | - | 538801 | 1 |
| 250x630 | 2 | 2 | 538802 | 1 |
| 290x500 | 3 | - | 538803 | 1 |
| 380x630 | 3 | 3 | 538804 | 1 |

Equipment included: built-in threaded metal dowels, supplied with screws and stainless steel washers for fixing the devices.



Coupling fitting in thermosetting GRP for mounting plates

| For mounting plate code | Palazzoli code | Pack Qty |
|--|----------------|----------|
| 538800, 538801, 538802, 538803, 538804, 415801, 415802 | 538791 | 50 |

Uses: this snap-on part is fixed into the seats located on the mounting plates for interlocked socket-outlets.



Fittings for rapid coupling in technopolymer for composition of socket boards IP66/IP67

| Hole type | Mounting hole (mm) | Max. diameter for cable passage (mm) | Palazzoli code | Pack Qty |
|-----------|--------------------|--------------------------------------|----------------|----------|
| M25 | 25.5 | 16 | 538425 | 1 |
| M32 | 32.5 | 20 | 538432 | 1 |



Tamper-proof kit for sealing

| Screw type | Description | Palazzoli code | Pack Qty |
|------------|------------------------|----------------|----------|
| M5x20 | stainless steel screws | 532100 | 1 |

Features: cylindrical head hexagonal slot screws and 90° double crossed drilling.



TAIS

Increased safety interlocked socket-outlets in thermosetting GRP

MODULE 250



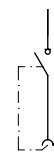
Wall-mounted interlocked socket-outlets with fuse holder base
50/60Hz IP66/IP67/IP69



| Rated current (A) | Rated voltage (V) | Voltage colour | Poles | h ref. | Palazzoli code | Pack Qty |
|-------------------------------------|-------------------|----------------|--------|--------|----------------|----------|
| 125 blind entry fuses NH00 | 110 | Yellow | 3P+⊕ | 4 | 482434 | 1 |
| | 110 | Yellow | 3P+N+⊕ | 4 | 482444 | 1 |
| | 230 | Blue | 2P+⊕ | 6 | 482426 | 1 |
| | 230 | Blue | 3P+⊕ | 9 | 482439 | 1 |
| | 230 | Blue | 3P+N+⊕ | 9 | 482449 | 1 |
| | 400 | Red | 3P+⊕ | 6 | 482436 | 1 |
| | 400 | Red | 3P+N+⊕ | 6 | 482446 | 1 |
| | 500 | Black | 3P+⊕ | 7 | 482437 | 1 |
| | 500 | Black | 3P+N+⊕ | 7 | 482447 | 1 |
| | 690 | Black | 3P+⊕ | 5 | 482435 | 1 |
| | 690 | Black | 3P+N+⊕ | 5 | 482445 | 1 |

Features: handle padlockable with 3 padlocks up to 8 mm.
Fuses not included.

MODULE 250




Wall-mounted interlocked socket-outlets
50/60Hz IP66/IP67/IP69



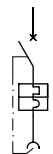
| Rated current (A) | Rated voltage (V) | Voltage colour | Poles | h ref. | Palazzoli code | Pack Qty |
|--------------------|-------------------|----------------|--------|--------|----------------|----------|
| 125 blind entry | 110 | Yellow | 3P+⊕ | 4 | 480434 | 1 |
| | 110 | Yellow | 3P+N+⊕ | 4 | 480444 | 1 |
| | 230 | Blue | 2P+⊕ | 6 | 480426 | 1 |
| | 230 | Blue | 3P+⊕ | 9 | 480439 | 1 |
| | 230 | Blue | 3P+N+⊕ | 9 | 480449 | 1 |
| | 400 | Red | 3P+⊕ | 6 | 480436 | 1 |
| | 400 | Red | 3P+N+⊕ | 6 | 480446 | 1 |
| | 500 | Black | 3P+⊕ | 7 | 480437 | 1 |
| | 500 | Black | 3P+N+⊕ | 7 | 480447 | 1 |
| | 690 | Black | 3P+⊕ | 5 | 480435 | 1 |
| | 690 | Black | 3P+N+⊕ | 5 | 480445 | 1 |

Features: handle padlockable with 3 padlocks up to 8 mm.

Technical accessories:



MODULE 250



Wall-mounted interlocked socket-outlets with MCB protection
50/60Hz IP66/IP67/IP69




| Rated current (A) | Rated voltage (V) | Voltage colour | Poles | h ref. | Palazzoli code | Pack Qty |
|---------------------------------------|-------------------|----------------|--------|--------|----------------|----------|
| 125 blind entry switch 18kA* | 110 | Yellow | 3P+⊕ | 4 | 484434 | 1 |
| | 110 | Yellow | 3P+N+⊕ | 4 | 484444 | 1 |
| | 230 | Blue | 3P+⊕ | 9 | 484439 | 1 |
| | 230 | Blue | 3P+N+⊕ | 9 | 484449 | 1 |
| | 400 | Red | 3P+⊕ | 6 | 484436 | 1 |
| | 400 | Red | 3P+N+⊕ | 6 | 484446 | 1 |
| | 500 | Black | 3P+⊕ | 7 | 484437 | 1 |
| | 500 | Black | 3P+N+⊕ | 7 | 484447 | 1 |

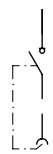
Features: handle padlockable with 3 padlocks up to 8 mm.

*Notes: breaking capacity for 400 V socket-outlets.
For socket-outlets from: 110V and 230V - 25kA; 500V - 8kA.

Technical accessories:



MODULE 250




Wall-mounted interlocked socket-outlets with DIN rail
50/60Hz IP66/IP67/IP69



| Rated current (A) | Rated voltage (V) | Voltage colour | Poles | h ref. | Palazzoli code | Pack Qty |
|--------------------------------------|-------------------|----------------|--------|--------|----------------|----------|
| 125 blind entry 7.5 modules | 400 | Red | 3P+⊕ | 6 | 483436 | 1 |
| | 400 | Red | 3P+N+⊕ | 6 | 483446 | 1 |

Features: handle padlockable with 3 padlocks up to 8 mm.
Padlockable lid and with tamper-proof screw.

Technical accessories:



EASY CONTACT 63A - 125A SOCKET-OUTLETS



The multi-lamellar crown in a silver-plated copper superalloy ensures:

- wider pin-plug contact surface
- easy removal of plugs from socket-outlets
- perfect cleaning of the pin
- a solid and long-lasting electrical contact

Notes: the 125A socket-outlets are supplied with centring points to simplify drilling for cable entry or coupling with the box.



TAIS

Increased safety interlocked socket-outlets in thermosetting GRP

MODULE 250



Wall-mounted socket-outlets with electrical interlock and MCB protection 50/60Hz IP67



| Rated current (A) | Rated voltage (V) | Voltage colour | Poles | h ref. | Palazzoli code | Pack Qty |
|-------------------|-------------------|----------------|--------|--------|----------------|----------|
| 63 window b | 400 | ● | 3P+≐ | 6 | 478336 | 1 |
| | 400 | ● | 3P+N+≐ | 6 | 478346 | 1 |
| | 500 | ● | 3P+≐ | 7 | 478337 | 1 |
| | 500 | ● | 3P+N+≐ | 7 | 478347 | 1 |
| 125 window b | 400 | ● | 3P+≐ | 6 | 478436 | 1 |
| | 400 | ● | 3P+N+≐ | 6 | 478446 | 1 |
| | 500 | ● | 3P+≐ | 7 | 478437 | 1 |
| | 500 | ● | 3P+N+≐ | 7 | 478447 | 1 |

Features: complete with pilot contact used for the electrical interlock. Sealable screws. Handle padlockable in the "0" position with 2 padlocks up to 4,5 mm.
Notes: the mounting plates are the responsibility of the customer. Characteristics of MCB on page 134.

MODULE 250



Wall-mounted socket-outlets with electrical interlock and MCB/RCD protection 50/60Hz IP67



| Rated current (A) | Rated voltage (V) | Voltage colour | Poles | h ref. | Palazzoli code | Pack Qty |
|-------------------|-------------------|----------------|--------|--------|----------------|----------|
| 63 window b | 400 | ● | 3P+≐ | 6 | 476336 | 1 |
| | 400 | ● | 3P+N+≐ | 6 | 476346 | 1 |
| | 500 | ● | 3P+≐ | 7 | 476337 | 1 |
| | 500 | ● | 3P+N+≐ | 7 | 476347 | 1 |
| 125 window b | 400 | ● | 3P+≐ | 6 | 476436 | 1 |
| | 400 | ● | 3P+N+≐ | 6 | 476446 | 1 |
| | 500 | ● | 3P+≐ | 7 | 476437 | 1 |
| | 500 | ● | 3P+N+≐ | 7 | 476447 | 1 |

Features: complete with pilot contact used for the electrical interlock. Sealable screws. Handle padlockable in the "0" position with 2 padlocks up to 4,5 mm.
Notes: the mounting plates are the responsibility of the customer. Characteristics of MCB on page 134.

MODULE 250



Wall-mounted socket-outlets with transformer 50/60Hz IP67

| Rated current (A) | Rated voltage (V) | Poles | Power (VA) | Palazzoli code | Pack Qty |
|-------------------|-------------------|-------|------------|----------------|----------|
| 16 window b | 230/48 | 2P | 720 | 471819 | 1 |
| | 400/48 | 2P | 720 | 471839 | 1 |

Features: continuous class II duty safety transformer enabled by the plug by means of microswitch. Sealable screws.
Notes: mouth of the 32A socket with microswitch of plug code 477106. The mounting plate is the responsibility of the customer.



Boxes in thermosetting GRP for the preparation of watertight enclosures IP67

| Outer dimensions (mm) | Window type | Installable socket module | Palazzoli code | Pack Qty |
|-----------------------|------------------|---------------------------|----------------|----------|
| 185x185x115 | a → □ ← a | 2x95 | 531200 | 1 |
| 250x185x115 | a → □ ← a | 2x95/2x125 1x250 | 531220 | 1 |
| 250x185x115 | a → □ ← a b ↓ | 1x250 window b | 531331 | 1 |

Equipment included: back plates. Drilling templates.



Blind boxes in thermosetting GRP for the preparation of watertight enclosures IP67

| For boxes with dimensions (mm) | Cover height (mm) | Palazzoli code | Pack Qty |
|--------------------------------|-------------------|----------------|----------|
| 185x185 | 25 | 535320 | 1 |
| 250x185 | 25 | 535321 | 1 |

Equipment included: complete with captive screws that can be sealed.



Covers in thermosetting GRP with transparent window according to EN50022 and accessories for the preparation of watertight enclosures IP67

| For boxes with dimensions (mm) | No. of modules EN50022 | Cover height (mm) | Lid height (mm) | Palazzoli code | Pack Qty |
|--------------------------------|------------------------|-------------------|-----------------|----------------|----------|
| 185x185 | 7.5 | 25 | 30 | 535640 | 1 |
| 250x185 | 11 | 25 | 30 | 535643 | 1 |

Equipment included: complete with captive screws that can be sealed.
Features: padlockable lid with tamper-proof screw.



Flat blind flanges in thermosetting GRP for the preparation of watertight enclosures IP67

| Type | Window dimensions (mm) | Flange height (mm) | Palazzoli code | Pack Qty |
|------|------------------------|--------------------|----------------|----------|
| a | 110x60 | 15 | 538110 | 2 |
| b | 175x60 | 15 | 538210 | 2 |



TAIS

Increased safety interlocked socket-outlets in thermosetting GRP



Adaptors in insulating material from Pg hole to metric hole IP67

| Pg | From hole | Metric | to metric hole | Palazzoli code | Pack Qty |
|----|-----------|--------|----------------|----------------|----------|
| 21 | | M25 | M25 | 538421 | 1 |
| 29 | | M32 | M32 | 538429 | 1 |
| 36 | | M40 | M40 | 538436 | 1 |

Features: they allow to couple sockets with Pg or metric hole to boxes with metric hole and viceversa.



Cable glands in insulating material with metric pitch, long threading IP68

| Threading | Max. mounting hole (mm) | Fastening diameter (mm) | Thread length (mm) | Palazzoli code | Pack Qty |
|-----------|-------------------------|-------------------------|--------------------|----------------|----------|
| M12x1,5 | 12.5 | 2.5-6.5 | 15 | 581112 | 100 |
| M16x1.5 | 16.5 | 3.5-10 | 15 | 581116 | 50 |
| M20x1.5 | 20.5 | 7-14 | 15 | 581120 | 50 |
| M25x1.5 | 25.5 | 9-18 | 15 | 581125 | 25 |
| M32x1,5 | 32.5 | 14-25 | 15 | 581132 | 20 |
| M40x1.5 | 40.5 | 18-32 | 16 | 581140 | 10 |
| M50x1.5 | 50.5 | 24-38.5 | 16 | 581150 | 5 |
| M63x1.5 | 63.5 | 35-48 | 16 | 581163 | 5 |



Metric pitch locknuts in insulating material

| Threading | Palazzoli code | Pack Qty |
|-----------|----------------|----------|
| M12x1,5 | 581212 | 50 |
| M16x1.5 | 581216 | 50 |
| M20x1.5 | 581220 | 50 |
| M25x1.5 | 581225 | 50 |
| M32x1,5 | 581232 | 50 |
| M40x1.5 | 581240 | 20 |
| M50x1.5 | 581250 | 10 |
| M63x1.5 | 581263 | 5 |

Uses: for fixing cable glands with metric thread on walls with through-holes.



Bus bar supports in insulating material for TAIS boxes

| Installable on window type | Installable bus bars (mm) | Palazzoli code | Pack Qty |
|----------------------------|---|----------------|----------|
| a | 3 x 16x4 (16x5 - 20x4 - 20x5), 2 by 16x4 (earth and neutral), 3 of ø 9 (auxiliary circuits) | 538180 | 1 |

Uses: they are used to facilitate the application of conductor busbars in watertight distribution boards composed of equipment in TAIS Grande modular insulating boxes with windows type 'a', 'b'.



Auxiliary contacts for switch status signalling

| Rated current (A) | Switch type | Contact type | Palazzoli code | Pack Qty |
|-------------------|-------------|-------------------|----------------|----------|
| 10 | 16A-125A | 1 NC (Late break) | 270326 | 1 |
| | | 1 NO postponed | 270327 | 1 |
| | | 1 NC | 270330 | 1 |
| | | 1 NO | 270331 | 1 |
| | | 1 NO + 1 NC | 270332 | 1 |

Features: code 270332 consisting of 2 contacts.



Cup shaped milling cutters in steel for quick drill connection with tungsten carbide gear teeth specific for thermosetting GRP

| Hole type | Diameter (mm) | Palazzoli code | Pack Qty |
|-----------|---------------|----------------|----------|
| M20 | 20.5 | 538410 | 1 |
| M25 | 25.5 | | |
| M32 | 32.5 | | |
| M40 | 40.5 | | |



THE TAIS + XCEE SYSTEM



The XCEE series is perfectly compatible with the TAIS series.

This feature significantly facilitates the integration of Palazzoli's installations with convenience.

Plugs and sockets can be installed:

- in boxes in thermosetting GRP, to create multiple configurations to be fixed individually to the wall
- in sloping boxes to obtain 65° or 85° devices and reduce overall dimensions
- on plates in thermosetting GRP to be fixed on top of a blind enclosure or a control unit for protection against overcurrent and overvoltage
- in series with TAIS socket-outlets, either as a plug for powering the distribution board or as a socket-outlet for drawing energy
- in combination with domestic sockets, including watertight sockets, for powering industrial and domestic loads.

ULYSSE






ULYSSE

Pre-wired quick-mounting interlocked socket-outlets in thermosetting GRP

ADVANTAGES



Pre-wired sockets and the easy quick fitting system make ULYSSE the quickest to install in the market of heavy-duty interlocked socket-outlets.

With just a few codes you can realize endless installation solutions. Also the 63A socket is perfectly modular which allows to keep the quick installation characteristics and maintain the valuable aesthetic appearance.



Design and expertise create a new kind of operation with semi spherical shape, easy to handle even with gloves on and padlockable in 0 and 1 positions.

The double protection rating IP66 and IP67 guarantees resistance against powerful jets of water (IP66) and protection against accidental immersion (IP67).



For quick and easy installation, scan the QR code.





ULYSSE

Pre-wired quick-mounting interlocked socket-outlets in thermosetting GRP



| | |
|--------------------------------------|---|
| Body material | Palazzoli Thermosetting GRP |
| Colour | RAL 5015 Sky blue (cover) RAL 7035 Light grey (base) |
| Protection rating | IP66/IP67 |
| Impact resistance | IK08 |
| Resistance to abnormal heat and fire | 850°C (insert) 960°C (enclosure) |
| Flammability class | V-2 (insert) V-0 (enclosure) |
| Insulation class | II |
| Ambient operating temperature | -25°C - +50°C |
| Ambient storage temperature | -50°C - +80°C |
| Rated current | 16A - 32A - 63A |
| Operating voltage | 24V - 440V |
| Insulation voltage | 500V |
| Operating frequency | 50/60Hz |



DIRECTIVES

2014/30/EU (EMC)
2014/35/EU (LVD)
2011/65/EU (RoHS)
2012/19/EU (WEEE)

PRODUCT STANDARDS

IEC/EN 60309-1
IEC/EN 60309-2
IEC/EN 60309-4
IEC/EN 63000

| Rated operating current: | | | 16A | 32A | 63A |
|---------------------------------|---------------|----|-----|------|------|
| Thermal current I _{th} | A | A | 16 | 32 | 63 |
| AC-21A | 110 V - 440 V | A | 16 | 32 | 63 |
| AC-22A | 110 V - 440 V | A | 16 | 32 | 63 |
| AC-23A | 110V | A | 16 | 32 | 63 |
| | 230V | | | | |
| | 400V | | | | |
| | 440V | | | | |
| AC-23A | 110V | kW | 2.4 | 4.9 | 9.6 |
| | 230V | | 5.1 | 10.2 | 20.1 |
| | 400V | | 8.9 | 17.7 | 34.9 |
| | 440V | | 9.8 | 19.5 | 38.4 |
| AC-3 | 110V | kW | 2.4 | 4.9 | 9.6 |
| | 230V | | 5.1 | 10.2 | 20.1 |
| | 400V | | 8.9 | 17.7 | 34.9 |
| | 440V | | 9.8 | 19.5 | 38.4 |

| Pre-wiring data: | | 16A | 32A | 63A |
|------------------|-----------------|-----|-----|-----|
| Cable section | mm ² | 2.5 | 6 | 10 |
| Cable length | cm | 40 | 40 | 40 |

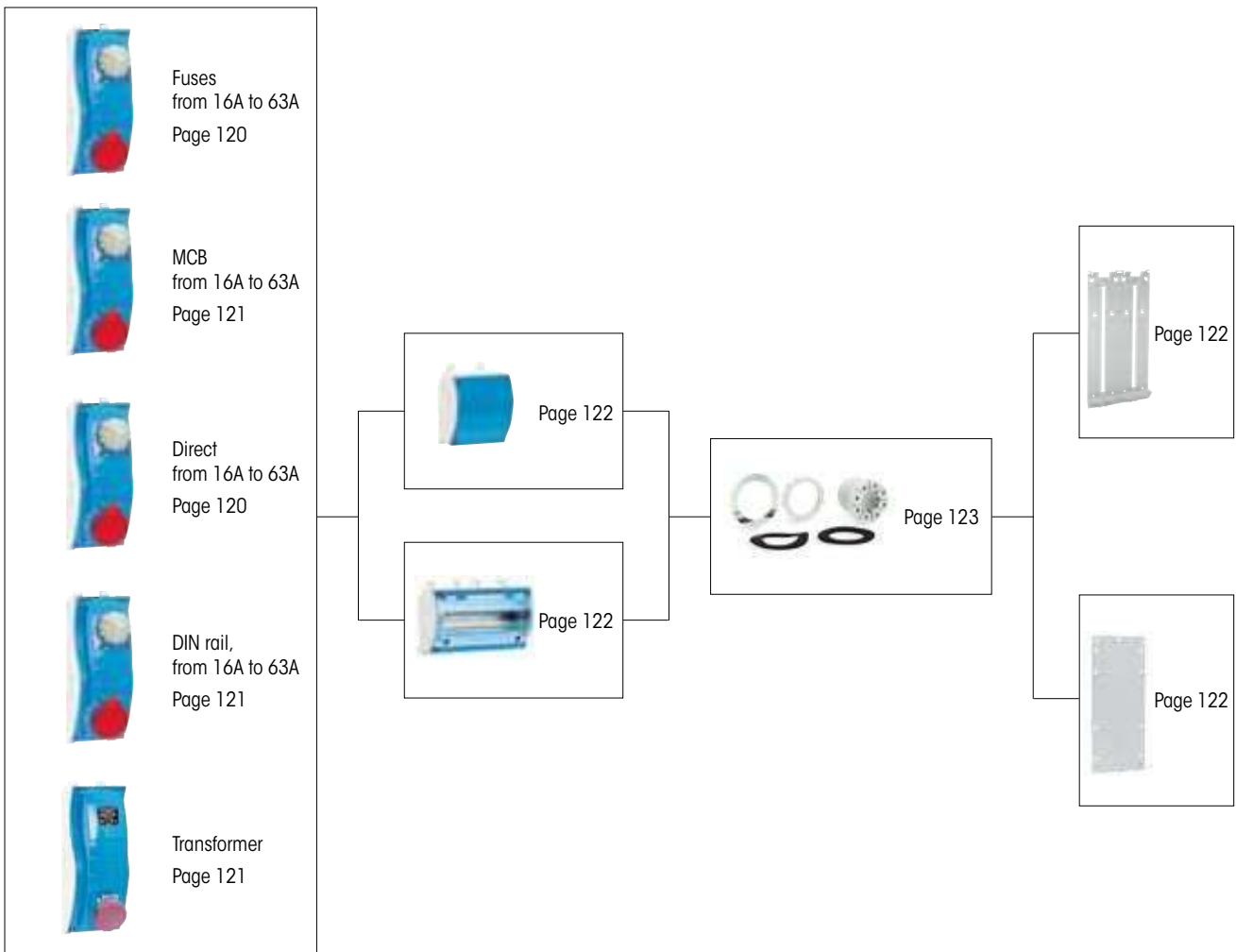


ULYSSE

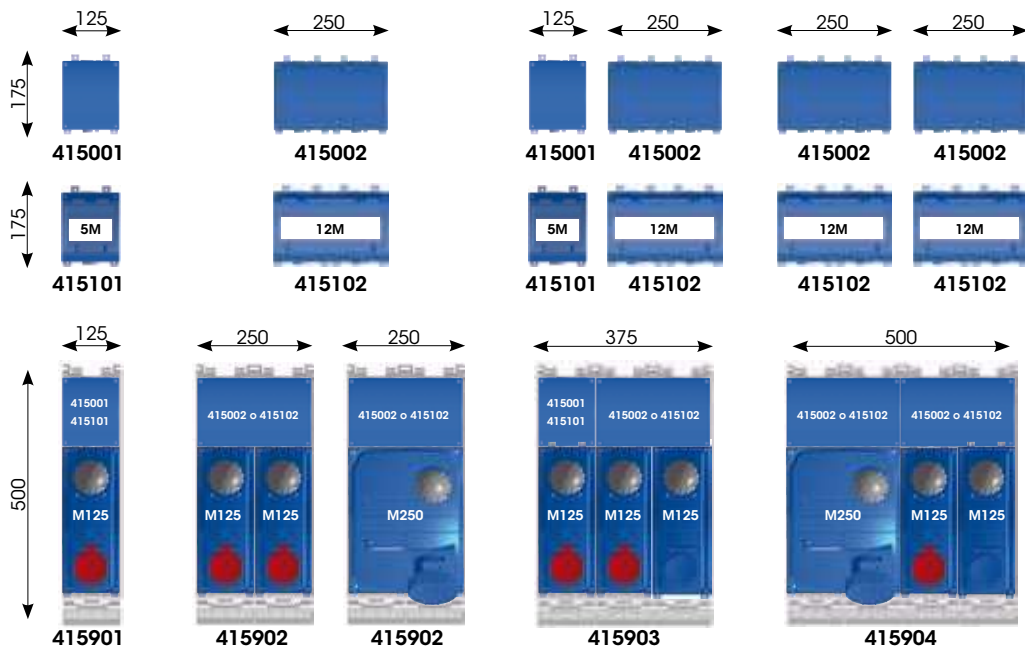
Pre-wired quick-mounting interlocked socket-outlets in thermosetting GRP

INTERLOCKED
SOCKET-OUTLETS

MODULARITY



Examples of combinations





ULYSSE

Pre-wired quick-mounting interlocked socket-outlets in thermosetting GRP

MODULE 125



Wall-mounted interlocked socket-outlets with fuse holder base 50/60Hz IP66/IP67

| Rated current (A) | Rated voltage (V) | Voltage colour | Poles | h ref. | Palazzoli code | Pack Qty |
|---|---------------------------------------|----------------|--------|--------|----------------|---------------|
| 16 entry Pg29 10.3x38 fuses | 110 | Yellow | 2P+⊕ | 4 | 400124 | 1 |
| | 110 | Yellow | 3P+⊕ | 4 | 400134 | 1 |
| | 110 | Yellow | 3P+N+⊕ | 4 | 400144 | 1 |
| | 230 | Blue | 2P+⊕ | 6 | 400126 | 1 |
| | 230 | Blue | 3P+⊕ | 9 | 400139 | 1 |
| | 230 | Blue | 3P+N+⊕ | 9 | 400149 | 1 |
| | 400 | Red | 2P+⊕ | 9 | 400129 | 1 |
| | 400 | Red | 3P+⊕ | 6 | 400136 | 1 |
| | 400 | Red | 3P+N+⊕ | 6 | 400146 | 1 |
| | 32 entry Pg29 fuses 14x51 | 110 | Yellow | 2P+⊕ | 4 | 400224 |
| 110 | | Yellow | 3P+⊕ | 4 | 400234 | 1 |
| 110 | | Yellow | 3P+N+⊕ | 4 | 400244 | 1 |
| 230 | | Blue | 2P+⊕ | 6 | 400226 | 1 |
| 230 | | Blue | 3P+⊕ | 9 | 400239 | 1 |
| 230 | | Blue | 3P+N+⊕ | 9 | 400249 | 1 |
| 400 | | Red | 2P+⊕ | 9 | 400229 | 1 |
| 400 | | Red | 3P+⊕ | 6 | 400236 | 1 |
| 400 | | Red | 3P+N+⊕ | 6 | 400246 | 1 |
| 380/440 | | Red | 3P+⊕ | 3 | 400233 | 1 |

Equipment included: all the sockets are pre-wired with stripped and numbered cables.
Features: fuses not included. Handle padlockable with 2 padlocks up to 6 mm.

MODULE 250



Wall-mounted interlocked socket-outlets with fuse holder base 50/60Hz IP66/IP67

| Rated current (A) | Rated voltage (V) | Voltage colour | Poles | h ref. | Palazzoli code | Pack Qty |
|---------------------------------------|-------------------|----------------|--------|--------|----------------|----------|
| 63 entry 2xPg29 fuses D02 | 110 | Yellow | 2P+⊕ | 4 | 400324 | 1 |
| | 110 | Yellow | 3P+⊕ | 4 | 400334 | 1 |
| | 110 | Yellow | 3P+N+⊕ | 4 | 400344 | 1 |
| | 230 | Blue | 2P+⊕ | 6 | 400326 | 1 |
| | 230 | Blue | 3P+⊕ | 9 | 400339 | 1 |
| | 230 | Blue | 3P+N+⊕ | 9 | 400349 | 1 |
| | 400 | Red | 2P+⊕ | 9 | 400329 | 1 |
| | 400 | Red | 3P+⊕ | 6 | 400336 | 1 |
| | 400 | Red | 3P+N+⊕ | 6 | 400346 | 1 |

Equipment included: all the sockets are pre-wired with stripped and numbered cables.
Features: the 63A socket is perfectly modular with the 16A and 32A versions (it has the same height and double width) and can be installed evenly with the same accessories. Fuses not included. Handle padlockable with 2 padlocks up to 6 mm.

Technical accessories:



MODULE 125

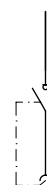


Wall-mounted interlocked socket-outlets 50/60Hz IP66/IP67

| Rated current (A) | Rated voltage (V) | Voltage colour | Poles | h ref. | Palazzoli code | Pack Qty |
|---------------------|-------------------|----------------|--------|--------|----------------|----------|
| 16 entry Pg29 | 230 | Blue | 2P+⊕ | 6 | 408126 | 1 |
| | 400 | Red | 3P+⊕ | 6 | 408136 | 1 |
| | 400 | Red | 3P+N+⊕ | 6 | 408146 | 1 |
| 32 entry Pg29 | 230 | Blue | 2P+⊕ | 6 | 408226 | 1 |
| | 400 | Red | 3P+⊕ | 6 | 408236 | 1 |
| | 400 | Red | 3P+N+⊕ | 6 | 408246 | 1 |
| | 380/440 | Red | 3P+⊕ | 3 | 408233 | 1 |

Equipment included: all the socket-outlets are pre-wired with stripped and numbered cables.
Features: handle padlockable with 2 padlocks up to 6 mm.

MODULE 250



Wall-mounted interlocked socket-outlets 50/60Hz IP66/IP67

| Rated current (A) | Rated voltage (V) | Voltage colour | Poles | h ref. | Palazzoli code | Pack Qty |
|-----------------------|-------------------|----------------|--------|--------|----------------|----------|
| 63 entry 2xPg29 | 230 | Blue | 2P+⊕ | 6 | 408326 | 1 |
| | 400 | Red | 3P+⊕ | 6 | 408336 | 1 |
| | 400 | Red | 3P+N+⊕ | 6 | 408346 | 1 |

Equipment included: all the socket-outlets are pre-wired with stripped and numbered cables.
Features: socket connected directly to the switch. The 63A socket-outlet is perfectly modular with the 16A and 32A versions (it has the same height and double width) and can be installed homogeneously with the same accessories. Padlockable handle with 2 padlocks up to 6 mm.

Technical accessories:

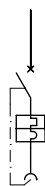




ULYSSE

Pre-wired quick-mounting interlocked socket-outlets in thermosetting GRP

MODULE 125



Wall-mounted interlocked socket-outlets with MCB protection 50/60Hz IP66/IP67

| Rated current (A) | Rated voltage (V) | Voltage colour | Poles | h ref. | Palazzoli code | Pack Qty |
|----------------------|-------------------|----------------|--------|--------|----------------|----------|
| 16 entry Pg29 | 230 | Blue | 2P+≋ | 6 | 403126 | 1 |
| switch 4.5kA curve C | 400 | Red | 3P+≋ | 6 | 403136 | 1 |
| | 400 | Red | 3P+N+≋ | 6 | 403146 | 1 |
| 32 entry Pg29 | 230 | Blue | 2P+≋ | 6 | 403226 | 1 |
| switch 6kA curve C | 400 | Red | 3P+≋ | 6 | 403236 | 1 |
| | 400 | Red | 3P+N+≋ | 6 | 403246 | 1 |

Equipment included: all the sockets are pre-wired with stripped and numbered cables.
Features: handle padlockable with 2 padlocks up to 6 mm.

MODULE 250




Wall-mounted interlocked socket-outlets with MCB protection 50/60Hz IP66/IP67

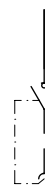
| Rated current (A) | Rated voltage (V) | Voltage colour | Poles | h ref. | Palazzoli code | Pack Qty |
|---------------------|-------------------|----------------|--------|--------|----------------|----------|
| 63 entry 2xPg29 | 230 | Blue | 2P+≋ | 6 | 403326 | 1 |
| switch 10kA curve C | 400 | Red | 3P+≋ | 6 | 403336 | 1 |
| | 400 | Red | 3P+N+≋ | 6 | 403346 | 1 |

Equipment included: all the socket-outlets are pre-wired with stripped and numbered cables.
Features: the 63A socket is perfectly modular with the 16A and 32A versions (it has the same height and double width) and can be installed evenly with the same accessories. Padlockable handle with 2 padlocks up to 6 mm.

Technical accessories:



MODULE 125

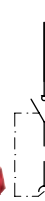


Wall-mounted interlocked socket-outlets with DIN rail 50/60Hz IP66/IP67

| Rated current (A) | Rated voltage (V) | Voltage colour | Poles | h ref. | Palazzoli code | Pack Qty |
|-------------------|-------------------|----------------|--------|--------|----------------|----------|
| 16 entry Pg29 | 230 | Blue | 2P+≋ | 6 | 406126 | 1 |
| 4.5 modules | 400 | Red | 3P+≋ | 6 | 406136 | 1 |
| | 400 | Red | 3P+N+≋ | 6 | 406146 | 1 |
| 32 entry Pg29 | 230 | Blue | 2P+≋ | 6 | 406226 | 1 |
| | 400 | Red | 3P+≋ | 6 | 406236 | 1 |
| 4.5 modules | 400 | Red | 3P+N+≋ | 6 | 406246 | 1 |
| | 380/440 | Red | 3P+≋ | 3 | 406233 | 1 |

Equipment included: all the sockets are pre-wired up to the DIN rail.
Features: handle padlockable with 2 padlocks up to 6 mm.

MODULE 250



Wall-mounted interlocked socket-outlets with DIN rail 50/60Hz IP66/IP67

| Rated current (A) | Rated voltage (V) | Voltage colour | Poles | h ref. | Palazzoli code | Pack Qty |
|-------------------|-------------------|----------------|--------|--------|----------------|----------|
| 63 entry 2xPg29 | 230 | Blue | 2P+≋ | 6 | 406326 | 1 |
| 6 modules | 400 | Red | 3P+≋ | 6 | 406336 | 1 |
| | 400 | Red | 3P+N+≋ | 6 | 406346 | 1 |

Equipment included: all the sockets are pre-wired up to the DIN rail.
Features: the 63A socket-outlet is perfectly modular with the 16A and 32A versions (it has the same height and double width) and can be installed evenly with the same accessories. Handle padlockable with 2 padlocks up to 6 mm.

Technical accessories:



MODULE 125



Wall-mounted socket-outlet with safety transformer (SELV) 50/60Hz IP66/IP67

| Rated current (A) | Rated voltage (V) | Poles | Power (VA) | Palazzoli code | Pack Qty |
|-------------------|-------------------|-------|------------|----------------|----------|
| 16 entry Pg29 | 230/24 | 2P | 150 | 409873 | 1 |

Equipment included: all the sockets are pre-wired with stripped and numbered cables.
Features: transformer with built-in thermal protection, enabled by a plug-activated bipolar microswitch.

Technical accessories:





ULYSSE

Pre-wired quick-mounting interlocked socket-outlets in thermosetting GRP



Boxes in thermosetting GRP with blind cover for composition of socket boards IP66/IP67

| Outer dimensions (mm) | No. of upper entries | No. of lower entries | Palazzoli code | Pack Qty |
|-----------------------|----------------------|----------------------|----------------|----------|
| 125x175x128 | blind | 1 | 415001 | 1 |
| 250x175x128 | | 2 | 415002 | 1 |

Equipment included: coupling fitting, Gaskets for interlocked socket-outlets.
Features: smooth upper and side walls with references for drilling.



Boxes in thermosetting GRP with transparent window for composition of socket boards IP66/IP67

| Outer dimensions (mm) | No. of DIN modules | No. of upper entries | No. of lower entries | Palazzoli code | Pack Qty |
|-----------------------|--------------------|----------------------|----------------------|----------------|----------|
| 125x175x128 | 5 | blind | 1 | 415101 | 1 |
| 250x175x128 | 12 | | 2 | 415102 | 1 |

Equipment included: modular covers, coupling fitting, gaskets for interlocked socket-outlets.

Features: smooth upper and side walls with references for drilling. Padlockable lid.

Technical accessories:



Mounting plates in steel with easy clipping for composition of socket boards

| Dimensions (mm) | No. of installable devices | | Palazzoli code | Pack Qty |
|-----------------|----------------------------|----------|----------------|----------|
| | Mod. 125 | Mod. 250 | | |
| 125x500 | 1 | - | 415901 | 1 |
| 250x500 | 2 | 1 | 415902 | 1 |
| 375x500 | 3 | 1 | 415903 | 1 |
| 500x500 | 4 | 2 | 415904 | 1 |

Equipment included: small plates for side coupling of plates.



Mounting plates in thermosetting GRP for composition of socket boards

| Dimensions (mm) | No. of installable devices | | Palazzoli code | Pack Qty |
|-----------------|----------------------------|----------|----------------|----------|
| | Mod. 125 | Mod. 250 | | |
| 125x540 | 1 | - | 415801 | 1 |
| 250x540 | 2 | 1 | 415802 | 1 |

Equipment included: built-in threaded metal dowels, supplied with screws and stainless steel washers for fastening devices.

Technical accessories:



page 111



ULYSSE

Pre-wired quick-mounting interlocked socket-outlets in thermosetting GRP



Kit for coupling boxes
IP66/IP67

| Fitting diameter | Max. mounting hole (mm) | Palazzoli code | Pack Qty |
|------------------|-------------------------|----------------|----------|
| Pg21/29 | 29 | 415000 | 100 |

Uses: when preparing distribution boards, it allows side coupling of boxes.



Cable glands
in insulating material
with metric pitch, long threading
IP68

| Threading | Max. mounting hole (mm) | Fastening diameter (mm) | Thread length (mm) | Palazzoli code | Pack Qty |
|-----------|-------------------------|-------------------------|--------------------|----------------|----------|
| M12x1.5 | 12.5 | 2.5-6.5 | 15 | 581112 | 100 |
| M16x1.5 | 16.5 | 3.5-10 | 15 | 581116 | 50 |
| M20x1.5 | 20.5 | 7-14 | 15 | 581120 | 50 |
| M25x1.5 | 25.5 | 9-18 | 15 | 581125 | 25 |
| M32x1.5 | 32.5 | 14-25 | 15 | 581132 | 20 |
| M40x1.5 | 40.5 | 18-32 | 16 | 581140 | 10 |
| M50x1.5 | 50.5 | 24-38.5 | 16 | 581150 | 5 |
| M63x1.5 | 63.5 | 35-48 | 16 | 581163 | 5 |



Metric pitch locknuts
in insulating material

| Threading | Palazzoli code | Pack Qty |
|-----------|----------------|----------|
| M12x1.5 | 581212 | 50 |
| M16x1.5 | 581216 | 50 |
| M20x1.5 | 581220 | 50 |
| M25x1.5 | 581225 | 50 |
| M32x1.5 | 581232 | 50 |
| M40x1.5 | 581240 | 20 |
| M50x1.5 | 581250 | 10 |
| M63x1.5 | 581263 | 5 |

Uses: for fixing cable glands with metric thread on walls with through-holes.



Auxiliary contacts
for switch status signalling

| Rated current (A) | Switch type | Contact type | Palazzoli code | Pack Qty |
|-------------------|-------------|-------------------|----------------|----------|
| 10 | 16A-125A | 1 NC (Late break) | 270326 | 1 |
| | | 1 NO postponed | 270327 | 1 |
| | | 1 NC | 270330 | 1 |
| | | 1 NO | 270331 | 1 |
| | | 1 NO + 1 NC | 270332 | 1 |

Features: code 270332 consisting of 2 contacts.



Safety lock with keys

| Shackle diameter (mm) | Material | Palazzoli code | Pack Qty |
|-----------------------|---------------|----------------|----------|
| 2.75 | steel - brass | 419000 | 1 |

Uses: the padlock prevents the handle from being rotated.



Cup shaped milling cutters in steel
for quick drill connection
with tungsten carbide gear teeth
specific for thermosetting GRP

| Hole type | Diameter (mm) | Palazzoli code | Pack Qty |
|-----------|---------------|----------------|----------|
| Pg13.5 | 20 | 538400 | 1 |
| Pg16 | 22 | | |
| Pg21 | 29 | | |
| Pg29 | 38 | | |
| Pg36 | 46 | | |
| M20 | 20.5 | 538410 | 1 |
| M25 | 25.5 | | |
| M32 | 32.5 | | |
| M40 | 40.5 | | |

ALUPRES





ALUPRES

Interlocked socket-outlets in high-resistance marine aluminium

ADVANTAGES





1

The "heart" of ALUPRES is an isolator switch with the AC3-AC23A category at rated current that allows a safe operation even with highly inductive loads: cutters, drills, pressure washers etc.

The ceramic fuse holder base resists high temperatures, up to 1,400 °C, generated in the case of circuit failures. Cylindrical fuses with lever extraction allow quick and safe replacement.

2



3

Large side openings and the high position of the DIN rail make wiring quick and convenient.

Maintenance can be carried out in complete safety thanks to the triple padlockability.

4





ALUPRES

Interlocked socket-outlets in high-resistance marine aluminium



| | |
|-------------------------------|---|
| Body material | Marine aluminium alloy |
| Surface treatment | Fluorozirconate passivation |
| Surface finish | Non-toxic, hot-polymerised polyester paint |
| Colour | RAL 5012 Light blue (cover) RAL 7035 Light grey (base) |
| Protection rating | IP66/IP67 |
| Additional IP rating | IP69 |
| Impact resistance | IK10 |
| Corrosivity category | Equivalent to C3-H / C4-H |
| Glow Wire Test | 960°C (insert) |
| Flammability class | V-2 (insert) |
| Insulation class | I |
| Ambient operating temperature | -50°C - +50°C -50°C - +70°C (direct) |
| Ambient storage temperature | -50°C - +70°C |
| Rated current | 16A - 32A - 63A - 125A - 250A |
| Operating voltage | 24V - 690V |
| Insulation voltage | 690V |
| Operating frequency | 50/60Hz |



DIRECTIVES

2014/30/EU (EMC)
2014/35/EU (LVD)
2011/65/EU (RoHS)
2012/19/EU (WEEE)

PRODUCT STANDARDS

IEC/EN 60309-1
IEC/EN 60309-2
IEC/EN 60309-4
IEC/EN 63000

| Rated operating current: | | 16A | 32A | 63A | 125A | 250A | |
|---------------------------------------|---------------|-----------|-----------|-----------|------------|------------|-------|
| Thermal current I_{th} | A | 16 | 32 | 63 | 125 | 250 | |
| AC-21A | 110 V - 690 V | A | 16 | 32 | 63 | 125 | 250 |
| AC-22A | 110 V - 690 V | A | 16 | 32 | 63 | 125 | 250 |
| AC-23A | 110V | A | 16 | 32 | 63 | 100 | 200 |
| | 230V | | | | | | |
| | 400V | | | | | | |
| | 500V | | | | | | |
| | 690V | | | | | | |
| AC-23A | 110V | kW | 2.4 | 4.9 | 9.6 | 15.2 | 30.5 |
| | 230V | | 5.1 | 10.2 | 20.1 | 31.8 | 63.7 |
| | 400V | | 8.9 | 17.7 | 34.9 | 55.4 | 110.9 |
| | 500V | | 11.1 | 22.2 | 43.6 | 69.2 | 138.6 |
| | 690V | | 15.3 | 30.6 | 60.2 | 12.2 | - |
| AC-3 | 110V | kW | 2.4 | 4.9 | 7.6 | 12.2 | 15.2 |
| | 230V | | 5.1 | 10.2 | 15.9 | 25.5 | 31.9 |
| | 400V | | 8.9 | 17.7 | 27.7 | 44.3 | 55.4 |
| | 500V | | 11.1 | 22.2 | 34.6 | 55.4 | 51.9 |
| | 690V | | 15.3 | 30.6 | 47.8 | - | - |

| Wiring data: | | 16A | 32A | 63A | 125A | 250A |
|---------------------------|-----------------|--------|--------|---------|--------|------|
| Entry cable cross-section | mm ² | 1 - 10 | 6 - 35 | 16 - 70 | 35-185 | |
| Tightening torque | Nm | 2 | 3 | 10 | | |



ALUPRES

Interlocked socket-outlets in high-resistance marine aluminium

ASSEMBLY INSTRUCTIONS



For quick and easy installation, scan the QR code.

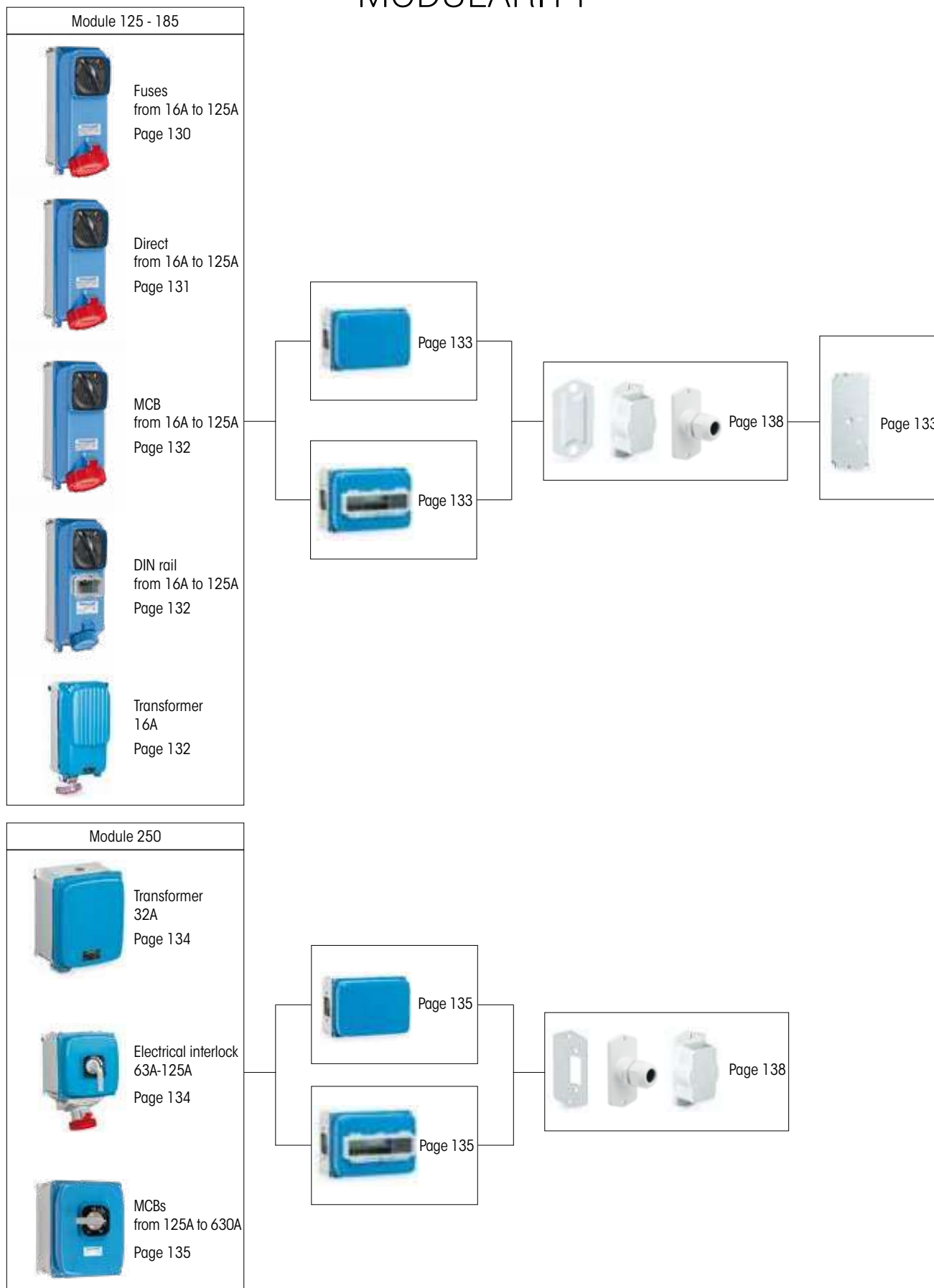




ALUPRES

Interlocked socket-outlets in high-resistance marine aluminium

MODULARITY





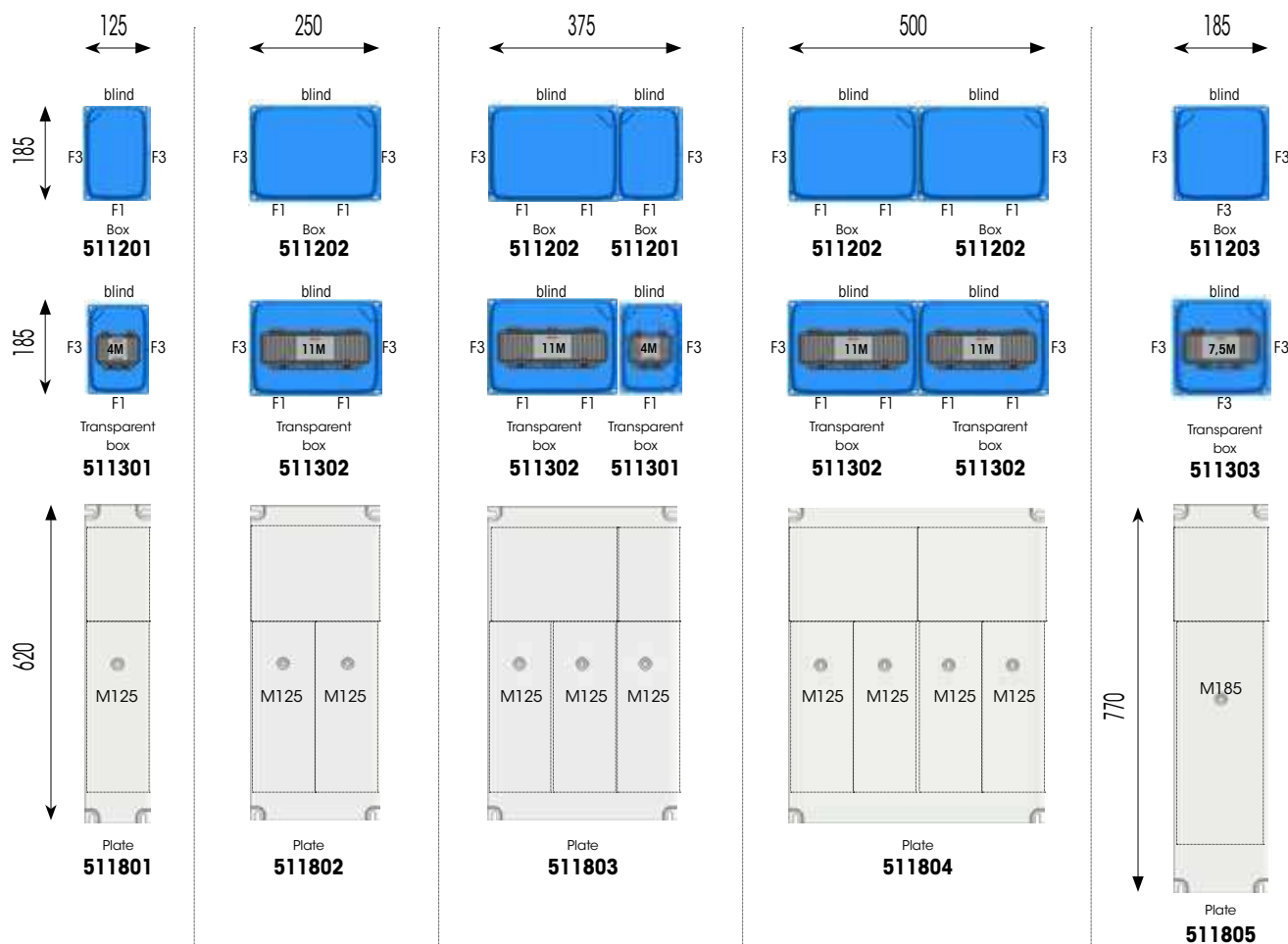
GUIDE TO THE PREPARATION OF DISTRIBUTION BOARDS from 16A to 125A

| | |
|----------------|--------------------------|
| | Cylindrical fuses |
| Current | Fuse type |
| 16A | 10x38 |
| 32A | 14x51 |
| 63A | 22x58 |
| 125A | NH00 |

| | |
|--------------------|----------------------------|
| | Flat closing flange |
| For windows | Code |
| F3 | 540033 |

| | | | | WALL-MOUNTED INTERLOCKED SOCKET-OUTLETS IP66/IP67/IP69 | | | | |
|------|-----|--------------|-----------|--|------------------|------------------|------------------|------------------|
| I | V | No. of poles | | M125 entry F1 | M185 entry F3 | M125 entry F1 | M185 entry F3 | M125 entry F1 |
| 16A | 230 | ● | 2P+⊕ | | | | | |
| | 400 | ● | 3P+⊕ | 466126 | | 475126 | | |
| | 400 | ● | 3P+N+⊕ | 466136 | | 475136 | | |
| 32A | 230 | ● | 2P+⊕ | 466146 | | 475146 | | |
| | 400 | ● | 3P+⊕ | 460226 | | 472336 | | |
| | 400 | ● | 3P+N+⊕ | 460236 | | 472446 | | |
| 63A | 400 | ● | 3P+⊕ | 460246 | | 472456 | | |
| | 400 | ● | 3P+⊕ | 460336 | | 472447 | | |
| 125A | 400 | ● | 3P+⊕ | 460346 | | 472457 | | |
| | 400 | ● | 3P+⊕ | | 460436 | | 472418 | |
| 16A | 400 | ● | 3P+N+⊕ | | 460446 | | 472428 | |
| | 24 | ● | 2P 150 VA | | | | | 471812 |

Examples of combinations



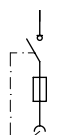
ALUPRES allows to create series up to 630A. The wealth of accessories (back plates, din rails, ceramic terminal blocks, flanges, etc.) offers great versatility in the solutions that can be realised.



ALUPRES

Interlocked socket-outlets in high-resistance marine aluminium

MODULE 125



Wall-mounted interlocked socket-outlets with fuse holder base IP66/IP67/IP69



| Rated current (A) | Frequency | Rated voltage (V) | Voltage colour | Poles | h ref. | Palazzoli code | Pack Qty | |
|-------------------|-------------|-------------------|----------------|--------|---------------|----------------|---------------|---|
| 16 | 50/60Hz | 110 | ● | 2P+⊕ | 4 | 475124 | 1 | |
| | 50/60Hz | 110 | ● | 3P+⊕ | 4 | 475134 | 1 | |
| | 50/60Hz | 110 | ● | 3P+N+⊕ | 4 | 475144 | 1 | |
| | 50/60Hz | 230 | ● | 2P+⊕ | 6 | 475126 | 1 | |
| | 50/60Hz | 230 | ● | 3P+⊕ | 9 | 475139 | 1 | |
| | 50/60Hz | 230 | ● | 3P+N+⊕ | 9 | 475149 | 1 | |
| | entry F1 | 50/60Hz | 400 | ● | 2P+⊕ | 9 | 475129 | 1 |
| | 10x38 fuses | 50/60Hz | 400 | ● | 3P+⊕ | 6 | 475136 | 1 |
| | | 50/60Hz | 400 | ● | 3P+N+⊕ | 6 | 475146 | 1 |
| | | 50/60Hz | 500 | ● | 3P+⊕ | 7 | 475137 | 1 |
| | | 50/60Hz | 500 | ● | 3P+N+⊕ | 7 | 475147 | 1 |
| | | 60Hz | 440-460 | ● | 3P+⊕ | 11 | 475131 | 1 |
| | | 60Hz | 440-460 | ● | 3P+N+⊕ | 11 | 475141 | 1 |
| | | DC | >50-250 | ● | 2P+⊕ | 3 | 475123 | 1 |
| | | 50/60Hz | 110 | ● | 2P+⊕ | 4 | 472236 | 1 |
| | | 50/60Hz | 110 | ● | 3P+⊕ | 4 | 472246 | 1 |
| 50/60Hz | | 110 | ● | 3P+N+⊕ | 4 | 472256 | 1 | |
| 32 | 50/60Hz | 230 | ● | 2P+⊕ | 6 | 472336 | 1 | |
| | 50/60Hz | 230 | ● | 3P+⊕ | 9 | 472346 | 1 | |
| | 50/60Hz | 230 | ● | 3P+N+⊕ | 9 | 472356 | 1 | |
| | entry F1 | 50/60Hz | 400 | ● | 2P+⊕ | 9 | 472436 | 1 |
| | fuses 14x51 | 50/60Hz | 400 | ● | 3P+⊕ | 6 | 472446 | 1 |
| | | 50/60Hz | 400 | ● | 3P+N+⊕ | 6 | 472456 | 1 |
| | | 50/60Hz | 500 | ● | 3P+⊕ | 7 | 472546 | 1 |
| | | 50/60Hz | 500 | ● | 3P+N+⊕ | 7 | 472556 | 1 |
| | | 60Hz | 440-460 | ● | 3P+⊕ | 11 | 472466 | 1 |
| | | 60Hz | 440-460 | ● | 3P+N+⊕ | 11 | 472536 | 1 |
| | | 50/60Hz | 380/440 | ● | 3P+⊕ | 3 | 472486 | 1 |
| | | 50/60Hz | 110 | ● | 2P+⊕ | 4 | 472237 | 1 |
| 50/60Hz | 110 | ● | 3P+⊕ | 4 | 472247 | 1 | | |
| 50/60Hz | 110 | ● | 3P+N+⊕ | 4 | 472257 | 1 | | |
| 63 | 50/60Hz | 230 | ● | 2P+⊕ | 6 | 472337 | 1 | |
| | 50/60Hz | 230 | ● | 3P+⊕ | 9 | 472347 | 1 | |
| | 50/60Hz | 230 | ● | 3P+N+⊕ | 9 | 472357 | 1 | |
| | entry F1 | 50/60Hz | 400 | ● | 2P+⊕ | 9 | 472437 | 1 |
| | fuses 22x58 | 50/60Hz | 400 | ● | 3P+⊕ | 6 | 472447 | 1 |
| | | 50/60Hz | 400 | ● | 3P+N+⊕ | 6 | 472457 | 1 |
| | | 50/60Hz | 500 | ● | 3P+⊕ | 7 | 472547 | 1 |
| | | 50/60Hz | 500 | ● | 3P+N+⊕ | 7 | 472557 | 1 |
| | | 60Hz | 440-460 | ● | 3P+⊕ | 11 | 472387 | 1 |
| | | 60Hz | 440-460 | ● | 3P+N+⊕ | 11 | 472397 | 1 |
| DC | | >50-250 | ● | 2P+⊕ | 3 | 472377 | 1 | |

Features: handle padlockable with 3 padlocks up to 8 mm. Fuses not included. Internal and external earth connection.

Technical accessories:



MODULE 185



Wall-mounted interlocked socket-outlets with fuse holder base IP66/IP67/IP69



| Rated current (A) | Frequency | Rated voltage (V) | Voltage colour | Poles | h ref. | Palazzoli code | Pack Qty | |
|-------------------|------------|-------------------|----------------|--------|--------|----------------|---------------|---|
| 125 | 50/60Hz | 110 | ● | 3P+⊕ | 4 | 472248 | 1 | |
| | 50/60Hz | 110 | ● | 3P+N+⊕ | 4 | 472258 | 1 | |
| | 50/60Hz | 230 | ● | 3P+⊕ | 9 | 472348 | 1 | |
| | entry F3 | 50/60Hz | 230 | ● | 3P+N+⊕ | 9 | 472358 | 1 |
| | fuses NH00 | 50/60Hz | 400 | ● | 3P+⊕ | 6 | 472418 | 1 |
| | | 50/60Hz | 400 | ● | 3P+N+⊕ | 6 | 472428 | 1 |
| | | 50/60Hz | 500 | ● | 3P+⊕ | 7 | 472518 | 1 |
| | | 50/60Hz | 500 | ● | 3P+N+⊕ | 7 | 472528 | 1 |
| | | 60Hz | 440-460 | ● | 3P+⊕ | 11 | 472388 | 1 |
| | 60Hz | 440-460 | ● | 3P+N+⊕ | 11 | 472398 | 1 | |

Features: handle padlockable with 2 padlocks up to 6 mm. Fuses not included. Internal and external earth connection.

Technical accessories:

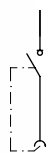




ALUPRES

Interlocked socket-outlets in high-resistance marine aluminium

MODULE 125



Wall-mounted interlocked socket-outlets IP66/IP67/IP69



| Rated current (A) | Frequency | Rated voltage (V) | Voltage colour | Poles | h ref. | Palazzoli code | Pack Qty | |
|-------------------|-----------|-------------------|----------------|--------|--------|----------------|---------------|---|
| 16 | 50/60Hz | 110 | Yellow | 2P+⊕ | 4 | 466124 | 1 | |
| | 50/60Hz | 110 | Yellow | 3P+⊕ | 4 | 466134 | 1 | |
| | 50/60Hz | 110 | Yellow | 3P+N+⊕ | 4 | 466144 | 1 | |
| | 50/60Hz | 230 | Blue | 2P+⊕ | 6 | 466126 | 1 | |
| | 50/60Hz | 230 | Blue | 3P+⊕ | 9 | 466139 | 1 | |
| | 50/60Hz | 230 | Blue | 3P+N+⊕ | 9 | 466149 | 1 | |
| | 50/60Hz | 400 | Red | 2P+⊕ | 9 | 466129 | 1 | |
| | 50/60Hz | 400 | Red | 3P+⊕ | 6 | 466136 | 1 | |
| | 50/60Hz | 400 | Red | 3P+N+⊕ | 6 | 466146 | 1 | |
| | 50/60Hz | 500 | Black | 3P+⊕ | 7 | 466137 | 1 | |
| | 50/60Hz | 500 | Black | 3P+N+⊕ | 7 | 466147 | 1 | |
| | 60Hz | 440-460 | Red | 3P+⊕ | 11 | 466131 | 1 | |
| | 60Hz | 440-460 | Red | 3P+N+⊕ | 11 | 466141 | 1 | |
| | DC | >50-250 | Grey | 2P+⊕ | 3 | 466123 | 1 | |
| | 32 | 50/60Hz | 110 | Yellow | 2P+⊕ | 4 | 460224 | 1 |
| | | 50/60Hz | 110 | Yellow | 3P+⊕ | 4 | 460234 | 1 |
| 50/60Hz | | 110 | Yellow | 3P+N+⊕ | 4 | 460244 | 1 | |
| 50/60Hz | | 230 | Blue | 2P+⊕ | 6 | 460226 | 1 | |
| 50/60Hz | | 230 | Blue | 3P+⊕ | 9 | 460239 | 1 | |
| 50/60Hz | | 230 | Blue | 3P+N+⊕ | 9 | 460249 | 1 | |
| 50/60Hz | | 400 | Red | 2P+⊕ | 9 | 460229 | 1 | |
| 50/60Hz | | 400 | Red | 3P+⊕ | 6 | 460236 | 1 | |
| 50/60Hz | | 400 | Red | 3P+N+⊕ | 6 | 460246 | 1 | |
| 50/60Hz | | 500 | Black | 3P+⊕ | 7 | 460237 | 1 | |
| 50/60Hz | | 500 | Black | 3P+N+⊕ | 7 | 460247 | 1 | |
| 60Hz | | 440-460 | Red | 3P+⊕ | 11 | 460231 | 1 | |
| 60Hz | | 440-460 | Red | 3P+N+⊕ | 11 | 460241 | 1 | |
| 50/60Hz | | 380/440 | Red | 3P+⊕ | 3 | 460233 | 1 | |
| 63 | | 50/60Hz | 110 | Yellow | 2P+⊕ | 4 | 460324 | 1 |
| | | 50/60Hz | 110 | Yellow | 3P+⊕ | 4 | 460334 | 1 |
| | 50/60Hz | 110 | Yellow | 3P+N+⊕ | 4 | 460344 | 1 | |
| | 50/60Hz | 230 | Blue | 2P+⊕ | 6 | 460326 | 1 | |
| | 50/60Hz | 230 | Blue | 3P+⊕ | 9 | 460339 | 1 | |
| | 50/60Hz | 230 | Blue | 3P+N+⊕ | 9 | 460349 | 1 | |
| | 50/60Hz | 400 | Red | 2P+⊕ | 9 | 460329 | 1 | |
| | 50/60Hz | 400 | Red | 3P+⊕ | 6 | 460336 | 1 | |
| | 50/60Hz | 400 | Red | 3P+N+⊕ | 6 | 460346 | 1 | |
| | 50/60Hz | 500 | Black | 3P+⊕ | 7 | 460337 | 1 | |
| | 50/60Hz | 500 | Black | 3P+N+⊕ | 7 | 460347 | 1 | |
| | 60Hz | 440-460 | Red | 3P+⊕ | 11 | 460331 | 1 | |
| | 60Hz | 440-460 | Red | 3P+N+⊕ | 11 | 460341 | 1 | |
| | DC | >50-250 | Grey | 2P+⊕ | 3 | 460333 | 1 | |

Features: handle padlockable with 3 padlocks up to 8 mm. Internal and external earth connection.

Technical accessories:



MODULE 185



Wall-mounted interlocked socket-outlets IP66/IP67/IP69



| Rated current (A) | Frequency | Rated voltage (V) | Voltage colour | Poles | h ref. | Palazzoli code | Pack Qty | |
|-------------------|-----------|-------------------|----------------|--------|--------|----------------|----------|--|
| 125 | 50/60Hz | 110 | Yellow | 3P+⊕ | 4 | 460434 | 1 | |
| | 50/60Hz | 110 | Yellow | 3P+N+⊕ | 4 | 460444 | 1 | |
| | 50/60Hz | 230 | Blue | 3P+⊕ | 9 | 460439 | 1 | |
| | 50/60Hz | 230 | Blue | 3P+N+⊕ | 9 | 460449 | 1 | |
| | 50/60Hz | 400 | Red | 3P+⊕ | 6 | 460436 | 1 | |
| | 50/60Hz | 400 | Red | 3P+N+⊕ | 6 | 460446 | 1 | |
| | 50/60Hz | 500 | Black | 3P+⊕ | 7 | 460437 | 1 | |
| | 50/60Hz | 500 | Black | 3P+N+⊕ | 7 | 460447 | 1 | |
| | 60Hz | 440-460 | Red | 3P+⊕ | 11 | 460431 | 1 | |
| | 60Hz | 440-460 | Red | 3P+N+⊕ | 11 | 460441 | 1 | |
| | entry F3 | | | | | | | |

Features: handle padlockable with 2 padlocks up to 6 mm. Internal and external earth connection.

Technical accessories:

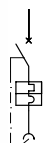




ALUPRES

Interlocked socket-outlets in high-resistance marine aluminium

MODULE 125




Wall-mounted interlocked socket-outlets with MCB protection IP66/IP67/IP69



| Rated current (A) | Frequency | Rated voltage (V) | Voltage colour | Poles | h ref. | Palazzoli code | Pack Qty | |
|-------------------|----------------------|-------------------|----------------|--------|---------------|----------------|---------------|---|
| 16 | 50/60Hz | 110 | Yellow | 2P+⊕ | 4 | 474633 | 1 | |
| | 50/60Hz | 110 | Yellow | 3P+⊕ | 4 | 474643 | 1 | |
| | 50/60Hz | 110 | Yellow | 3P+N+⊕ | 4 | 474653 | 1 | |
| | 50/60Hz | 230 | Blue | 2P+⊕ | 6 | 474733 | 1 | |
| | 50/60Hz | 230 | Blue | 3P+⊕ | 9 | 474743 | 1 | |
| | 50/60Hz | 230 | Blue | 3P+N+⊕ | 9 | 474753 | 1 | |
| | switch 4.5kA curve C | 50/60Hz | 400 | Red | 2P+⊕ | 9 | 474833 | 1 |
| | 50/60Hz | 400 | Red | 3P+⊕ | 6 | 474843 | 1 | |
| | 50/60Hz | 400 | Red | 3P+N+⊕ | 6 | 474853 | 1 | |
| | 60Hz | 440-460 | Red | 3P+⊕ | 11 | 474863 | 1 | |
| 32 | 50/60Hz | 110 | Yellow | 2P+⊕ | 4 | 474236 | 1 | |
| | 50/60Hz | 110 | Yellow | 3P+⊕ | 4 | 474246 | 1 | |
| | 50/60Hz | 110 | Yellow | 3P+N+⊕ | 4 | 474256 | 1 | |
| | 50/60Hz | 230 | Blue | 2P+⊕ | 6 | 474336 | 1 | |
| | 50/60Hz | 230 | Blue | 3P+⊕ | 9 | 474346 | 1 | |
| | 50/60Hz | 230 | Blue | 3P+N+⊕ | 9 | 474356 | 1 | |
| | switch 6kA curve C | 50/60Hz | 400 | Red | 2P+⊕ | 9 | 474436 | 1 |
| | 50/60Hz | 400 | Red | 3P+⊕ | 6 | 474446 | 1 | |
| | 50/60Hz | 400 | Red | 3P+N+⊕ | 6 | 474456 | 1 | |
| | 60Hz | 440-460 | Red | 3P+⊕ | 11 | 474466 | 1 | |
| 63 | 50/60Hz | 110 | Yellow | 2P+⊕ | 4 | 474237 | 1 | |
| | 50/60Hz | 110 | Yellow | 3P+⊕ | 4 | 474247 | 1 | |
| | 50/60Hz | 110 | Yellow | 3P+N+⊕ | 4 | 474257 | 1 | |
| | 50/60Hz | 230 | Blue | 2P+⊕ | 6 | 474337 | 1 | |
| | 50/60Hz | 230 | Blue | 3P+⊕ | 9 | 474347 | 1 | |
| | 50/60Hz | 230 | Blue | 3P+N+⊕ | 9 | 474357 | 1 | |
| | switch 10kA curve C | 50/60Hz | 400 | Red | 2P+⊕ | 9 | 474437 | 1 |
| | 50/60Hz | 400 | Red | 3P+⊕ | 6 | 474447 | 1 | |
| | 50/60Hz | 400 | Red | 3P+N+⊕ | 6 | 474457 | 1 | |
| | 60Hz | 440-460 | Red | 3P+⊕ | 11 | 474387 | 1 | |
| 60Hz | 440-460 | Red | 3P+N+⊕ | 11 | 474397 | 1 | | |

Features: handle padlockable with 3 padlocks up to 8 mm. Voltage presence indicator. Internal and external earth connection.

Technical accessories:



MODULE 125 -185 (125A)



Wall-mounted interlocked socket-outlets with DIN rail IP66/IP67/IP69



| Rated current (A) | Frequency | Rated voltage (V) | Voltage colour | Poles | h ref. | Palazzoli code | Pack Qty | |
|-------------------|--------------|-------------------|----------------|--------|--------|----------------|---------------|---|
| 16 entry F1 | 50/60Hz | 230 | Blue | 2P+⊕ | 6 | 472623 | 1 | |
| | 50/60Hz | 400 | Red | 3P+⊕ | 6 | 472733 | 1 | |
| | 4 modules | 50/60Hz | 400 | Red | 3P+N+⊕ | 6 | 472843 | 1 |
| | 50/60Hz | 230 | Blue | 2P+⊕ | 6 | 472624 | 1 | |
| 32 entry F1 | 50/60Hz | 400 | Red | 3P+⊕ | 6 | 472734 | 1 | |
| | 4 modules | 50/60Hz | 400 | Red | 3P+N+⊕ | 6 | 472844 | 1 |
| | 50/60Hz | 380/440 | Red | 3P+⊕ | 3 | 472735 | 1 | |
| | 63 entry F1 | 50/60Hz | 230 | Blue | 2P+⊕ | 6 | 472027 | 1 |
| 4 modules | 50/60Hz | 400 | Red | 3P+⊕ | 6 | 472137 | 1 | |
| | 50/60Hz | 400 | Red | 3P+N+⊕ | 6 | 472647 | 1 | |
| | 125 entry F3 | 50/60Hz | 400 | Red | 3P+⊕ | 6 | 472648 | 1 |
| | 6.5 modules | 50/60Hz | 400 | Red | 3P+N+⊕ | 6 | 472649 | 1 |

Equipment included: all sockets are pre-wired up to the DIN rail.
Features: handle padlockable with 3 padlocks up to 8 mm. 125A padlockable with 2 padlocks up to 6 mm. Padlockable lid with tamper-proof screw. Internal and external earth connection.

Technical accessories:



MODULE 125



Wall-mounted socket-outlets with safety transformer 50/60Hz IP66/IP67/IP69

| Rated current (A) | Rated voltage (V) | Poles | Power (VA) | Palazzoli code | Pack Qty |
|-------------------|-------------------|-------|------------|----------------|----------|
| 16 entry F1 | 230/24 | 2P | 250 | 471812 | 1 |
| | 400/24 | 2P | 250 | 471832 | 1 |

Features: continuous class II duty safety transformer enabled by the plug by means of microswitch. Internal and external earth connection.

Technical accessories:





ALUPRES

Interlocked socket-outlets in high-resistance marine aluminium



High-capacity watertight boxes with blind cover in marine aluminium IP66/IP67/IP69

| Outer dimensions (mm) | Window type | Max. number of installable socket-outlets | | Palazzoli code | Pack Qty |
|-----------------------|-------------|---|---------|----------------|----------|
| | | Mod.125 | Mod.185 | | |
| 125x185 | | 1 | - | 511201 | 1 |
| 185x185 | | - | 1 | 511203 | 1 |
| 250x185 | | 2 | - | 511202 | 1 |

Features: boxes prepared for the installation of saddle terminal blocks and DIN rails.



High-capacity watertight boxes with transparent door in marine aluminium IP66/IP67/IP69

| Outer dimensions (mm) | Window type | Max. number of installable socket-outlets | | No. of DIN modules | Palazzoli code | Pack Qty |
|-----------------------|-------------|---|---------|--------------------|----------------|----------|
| | | Mod.125 | Mod.185 | | | |
| 125x185 | | 1 | - | 4 | 511301 | 1 |
| 185x185 | | - | 1 | 7.5 | 511303 | 1 |
| 250x185 | | 2 | - | 11 | 511302 | 1 |

Features: padlockable lid and with tamper-proof screw.

Technical accessories:



Branch terminal blocks in ceramic with saddle terminals 500V

| Dimensions (mm) | No. of poles per section | Palazzoli code | Pack Qty |
|-----------------|--------------------------|----------------|----------|
| 70x101 | 4x16 mm ² | 159040 | 10 |
| 78x101 | 3x25 mm ² | 159032 | 1 |
| 92x128 | 4x25 mm ² | 159042 | 5 |
| 86x128 | 3x35 mm ² | 159033 | 5 |
| 102x150 | 4x35 mm ² | 159043 | 1 |
| 100x150 | 3x70 mm ² | 159034 | 1 |



DIN rails for high-capacity boxes

| For box dimensions | Guide useful length (mm) | Fixing at the bottom of the box | Palazzoli code | Pack Qty |
|--------------------|--------------------------|---------------------------------|----------------|----------|
| 125x185 | 60 | illumination | 521009 | 1 |
| 185x185 | 125 | horizontal / diagonal | 521012 | 1 |
| 250x185 | 170 | illumination | 521014 | 1 |

Equipment included: screws for fixing to the box seats.
Notes: code 521012 can be fixed diagonally in all boxes.



Steel back plates for high-capacity boxes

| For box dimensions | Plate dimensions (mm) | Palazzoli code | Pack Qty |
|--------------------|-----------------------|----------------|----------|
| 125x185 | 83x145 | 532700 | 1 |
| 185x185 | 160x140 | 532701 | 1 |
| 250x185 | 208x145 | 532702 | 1 |

Uses: for fastening terminal blocks or non-modular devices.



Painted steel mounting plates for high-capacity distribution boards

| Dimensions (mm) | No. of installable devices | Installable device module | Palazzoli code | Pack Qty |
|-----------------|----------------------------|---------------------------|----------------|---------------|
| 125x620 | 1 | 125 | 511801 | 1 |
| 250x620 | 2 | | 511802 | 1 |
| 376x620 | 3 | | 511803 | 1 |
| 500x620 | 4 | | 511804 | 1 |
| 185x770 | 1 | | 185 | 511805 |

Equipment included: designed with threaded holes and including stainless steel screws for fixing the devices.



Pair of plates complete with screws for the coupling of plates

| For mounting plate code | Palazzoli code | Pack Qty |
|--|----------------|----------|
| 511801, 511802, 511803, 511804, 511805, 532826 | 532895 | 1 |



ALUPRES

Interlocked socket-outlets in high-resistance marine aluminium

MODULE 250



Wall-mounted socket-outlets with electrical interlock and MCB protection 50/60Hz IP65



| Rated current (A) | Rated voltage (V) | Voltage colour | Poles | h ref. | Palazzoli code | Pack Qty |
|-------------------|-------------------|----------------|--------|--------|----------------|----------|
| 63 entry F5 | 400 | ● | 3P+≋ | 6 | 475336 | 1 |
| | 400 | ● | 3P+N+≋ | 6 | 475346 | 1 |
| | 500 | ● | 3P+≋ | 7 | 475337 | 1 |
| 125 entry F5 | 500 | ● | 3P+N+≋ | 7 | 475347 | 1 |
| | 400 | ● | 3P+≋ | 6 | 475436 | 1 |
| | 400 | ● | 3P+N+≋ | 6 | 475446 | 1 |
| | 500 | ● | 3P+≋ | 7 | 475437 | 1 |
| | 500 | ● | 3P+N+≋ | 7 | 475447 | 1 |

Features: complete with pilot contact used for the electrical interlock. Handle padlockable in the "0" position with 2 padlocks up to 4.5 mm.

MODULE 250



Wall-mounted socket-outlets with electrical interlock and MCB/RCD protection 50/60Hz IP65



| Rated current (A) | Rated voltage (V) | Voltage colour | Poles | h ref. | Palazzoli code | Pack Qty |
|-------------------|-------------------|----------------|--------|--------|----------------|----------|
| 63 entry F5 | 400 | ● | 3P+≋ | 6 | 473336 | 1 |
| | 400 | ● | 3P+N+≋ | 6 | 473346 | 1 |
| | 500 | ● | 3P+≋ | 7 | 473337 | 1 |
| 125 entry F5 | 500 | ● | 3P+N+≋ | 7 | 473347 | 1 |
| | 400 | ● | 3P+≋ | 6 | 473436 | 1 |
| | 400 | ● | 3P+N+≋ | 6 | 473446 | 1 |
| | 500 | ● | 3P+≋ | 7 | 473437 | 1 |
| | 500 | ● | 3P+N+≋ | 7 | 473447 | 1 |

Features: complete with pilot contact used for the electrical interlock. Handle padlockable in the "0" position with 2 padlocks up to 4.5 mm.

Technical accessories:



FEATURES OF THE ELECTRICALLY INTERLOCKED SOCKET PROTECTION

| MCB | |
|--------------------------------------|--------------------------------------|
| Rated impulse seal voltage Ui | 800V |
| Rated impulse-withstand voltage Uimp | 8kV |
| Breaking capacity Icu (400V) | 8kA |
| Breaking capacity Icu (500V) | 8kA |
| Mechanical duration | 25000 operations |
| Electrical duration | 8000 operations |
| Overload protection regulation | 0.7-1 x In |
| Short-circuit protection | 10 x Neutral protection |
| | 50% |
| RCD | |
| Protection type | A - AC |
| Operating voltage | 85-690V |
| Operating frequency | 45-66Hz |
| Failure frequency | 50-60Hz |
| Trip threshold setting | 0.03A - 0.1A - 0.3A - 0.5A - 1A - 3A |
| Intervention time | instantaneous |
| Absorbed power | <5W 690Vac |

MODULE 250




Wall-mounted socket-outlets with safety transformer 50/60Hz IP66/IP67/IP69

| Rated current (A) | Rated voltage (V) | Poles | Power (VA) | Palazzoli code | Pack Qty |
|-------------------|-------------------|-------|------------|----------------|----------|
| 32 entry M25 | 230/48 | 2P | 720 | 471818 | 1 |
| | 400/48 | 2P | 720 | 471838 | 1 |

Equipment included: cable gland and screwcaps M25.
Features: class II continuous duty safety transformer activated by a plug microswitch. Socket-outlet prepared for coupling with F4 window.

Technical accessories:



MODULE 250



Marine aluminium windowed boxes for 1 main switch IP65

| Outer dimensions (mm) | Window type | Palazzoli code | Pack Qty |
|-----------------------|-------------|----------------|----------|
| 252x315x261 | F4 F5 | 274401 | 1 |

Equipment included: 210x235 mm back plate.

Technical accessories:



Steel windowed boxes for 1 main switch IP65

| Outer dimensions (mm) | Window type | Palazzoli code | Pack Qty |
|-----------------------|-------------|----------------|----------|
| 400x600x318 | F3 → ← F3 | 274402 | 1 |

Equipment included: 540x340 mm back plate.
Notes: painted galvanised steel boxes with F3 side entries and blind top wall.

Technical accessories:





ALUPRES

Interlocked socket-outlets in high-resistance marine aluminium

MODULE 250



MCBs in marine aluminium box with windowed entries IP65

F5 exit

| Rated current (A) | Poles | Icu (kA) | Palazzoli code | Pack Qty |
|-------------------|-------|----------|----------------|----------|
| 125 entry F4 | 4P | 18 | 274412 | 1 |
| 160 entry F4 | 4P | 18 | 274416 | 1 |
| 250 entry F4 | 4P | 36 | 274425 | 1 |

Features: handle padlockable in the "0" position with 2 padlocks up to 4.5 mm.

Technical accessories:



MCBs in steel box with windowed entries IP65

| Rated current (A) | Poles | Icu (kA) | Window type | Palazzoli code | Pack Qty |
|-------------------|-------|----------|-------------|----------------|----------|
| 400 entry 2xF3 | 4P | 36 | | 274440 | 1 |
| 630 entry 2xF3 | 4P | 36 | | 274463 | 1 |

Features: handle padlockable in the "0" position with 2 padlocks up to 4.5 mm.

Notes: painted galvanised steel boxes with F3 side entries and blind top wall.

Technical accessories:



MODULE 250



High-capacity boxes with blind cover in marine aluminium IP66/IP67/IP69

| Outer dimensions (mm) | Window type | Max. number of installable socket-outlets Mod. 250 | Palazzoli code | Pack Qty |
|-----------------------|-------------|--|----------------|----------|
| 250x185 | | 1 | 511204 | 1 |

Features: boxes prepared for the installation of saddle terminal blocks and DIN rails.

Technical accessories:



MODULE 250



High-capacity boxes with transparent door in marine aluminium IP66/IP67/IP69


| Outer dimensions (mm) | Window type | Max. number of installable socket-outlets Mod. 250 | No. of DIN modules | Palazzoli code | Pack Qty |
|-----------------------|-------------|--|--------------------|----------------|----------|
| 250x185 | | 1 | 11 | 511304 | 1 |

Features: padlockable lid with tamper-proof screw.

Technical accessories:



Examples of combinations



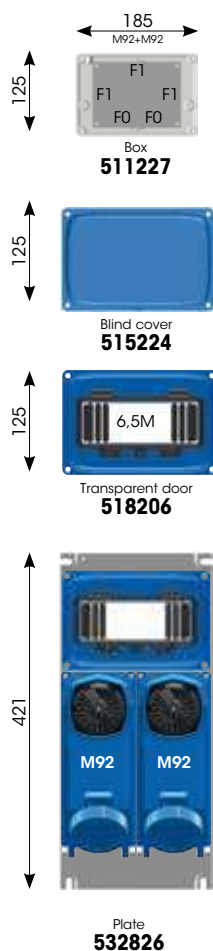
Distribution board consisting of a MCB and interlocked socket-outlets

FEATURES OF THE MCB PROTECTION OF WALL-MOUNTED SWITCHES

| Feature | 125-160A | 250A | 400A | 630A |
|--------------------------------------|----------|---------|---------|---------|
| Rated insulation voltage Ui | 800V | 800V | 1,000V | 1,000V |
| Rated impulse-withstand voltage Uimp | 8kV | 8kV | 8kV | 8kV |
| Breaking capacity Icu (415 V) | 18kA | 36kA | 36kA | 36kA |
| Breaking capacity Icu (500 V) | 8kA | 20kA | 25kA | 25kA |
| Mechanical life in cycles | 25,000 | 25,000 | 2,000 | 20,000 |
| Electrical life at 415 V in cycles | 8,000 | 8,000 | 7,000 | 5,000 |
| Overload protection regulation x In | 0.7-1 | 0.7-1 | 0.4-1 | 0.4-1 |
| Short-circuit protection | 10 x In | 10 x In | 10 x In | 10 x In |
| Neutral protection | 50% | 50% | 50-100% | 50-100% |

Guide to the preparation of compact 16A distribution boards

Compositions



The socket-outlets with 16A fuses
of the compact system are
only 9 cm wide.

It is therefore possible
to install boards
with 2 socket-outlets
on 20 cm columns.

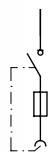




ALUPRES

Interlocked socket-outlets in high-resistance marine aluminium

MODULE 92



Wall-mounted compact interlocked socket-outlets with fuse holder base 50/60Hz IP66/IP67/IP69

| Rated current (A) | Rated voltage (V) | Voltage colour | Poles | h. ref. | Palazzoli code | Pack Qty |
|-------------------|-------------------|----------------|--------|---------|----------------|----------|
| 16 | 110 | Yellow | 2P+⊕ | 4 | 472233 | 1 |
| | 110 | Yellow | 3P+⊕ | 4 | 472243 | 1 |
| | 110 | Yellow | 3P+N+⊕ | 4 | 472253 | 1 |
| | 230 | Blue | 2P+⊕ | 6 | 472333 | 1 |
| | 230 | Blue | 3P+⊕ | 9 | 472343 | 1 |
| | 230 | Blue | 3P+N+⊕ | 9 | 472353 | 1 |
| fuses E16 NDZ | 400 | Red | 2P+⊕ | 9 | 472433 | 1 |
| | 400 | Red | 3P+⊕ | 6 | 472443 | 1 |
| | 400 | Red | 3P+N+⊕ | 6 | 472453 | 1 |

Features: handle padlockable with 3 padlocks up to 8 mm. Fuses not included.

MODULE 92



Wall-mounted compact interlocked socket-outlets 50/60Hz IP66/IP67/IP69

| Rated current (A) | Rated voltage (V) | Voltage colour | Poles | h. ref. | Palazzoli code | Pack Qty |
|-------------------|-------------------|----------------|--------|---------|----------------|----------|
| 16 entry FO | 230 | Blue | 2P+⊕ | 6 | 460126 | 1 |
| | 400 | Red | 3P+⊕ | 6 | 460136 | 1 |
| | 400 | Red | 3P+N+⊕ | 6 | 460146 | 1 |

Features: handle padlockable with 3 padlocks up to 8 mm.

Technical accessories:



page 60

page 138

page 123



Painted steel mounting plate for compact distribution boards

| Dimensions (mm) | No. of installable devices | Installable device module | Palazzoli code | Pack Qty |
|-----------------|----------------------------|---------------------------|----------------|----------|
| 185x421 | 2 | 2x92 | 532826 | 1 |

Equipment included: designed with threaded holes and includes stainless steel screws for fastening devices.



Compact box in aluminium alloy with windowed walls IP67

| Outer dimensions (mm) | Window type | Installable sockets | Palazzoli code | Pack Qty |
|-----------------------|-------------|---------------------|----------------|----------|
| 185x125x63 | | 92 + 92 | 511227 | 1 |

Equipment included: free windows with gaskets in non-ageing elastomer and screws for applying accessories or for coupling with other boxes. Internal and external earth screws. Box without back plate.
Notes: the box shown in the table refers to the one used in compositions of compact socket boards.

Technical accessories:



page 138



High blind cover for compact box IP67

| For box with dimensions (mm) | Cover height (mm) | Palazzoli code | Pack Qty |
|------------------------------|-------------------|----------------|----------|
| 185x125 | 50 | 515224 | 1 |

Equipment included: complete with non-ageing gasket and captive stainless steel fixing screws.



Cover with transparent window and DIN rail for compact box IP67

| For box with dimensions (mm) | No. of DIN modules | Cover height (mm) | Lid height (mm) | Palazzoli code | Pack Qty |
|------------------------------|--------------------|-------------------|-----------------|----------------|----------|
| 185x125 | 6.5 | 50 | 30 | 518206 | 1 |

Equipment included: complete with non-ageing gasket and captive stainless steel fixing screws.

Features: when fitted in the box they allow the installation of modular devices. Padlockable lid and with tamper-proof screw.



ALUPRES

Interlocked socket-outlets in high-resistance marine aluminium



Flat blind flanges
in steel for windowed walls
IP66/IP67/IP69

| For windows | Projection (mm) | Palazzoli code | Pack Qty |
|-------------|-----------------|----------------|----------|
| F0 | 2.5 | 540090 | 5 |
| F1 | 5.5 | 540091 | 5 |
| F3 | 6 | 540033 | 2 |
| F4 | 6 | 540034 | 2 |
| F5 | 7 | 540035 | 2 |

Uses: they close unused windows. They can be drilled for cable gland installation.



Raised closing flanges
in aluminium alloy
for windowed walls
IP66/IP67/IP69

| For windows | Projection (mm) | Palazzoli code | Pack Qty |
|-------------|-----------------|----------------|----------|
| F1 | 32 | 540061 | 1 |
| F3 | 50 | 540063 | 1 |
| F4 | 50 | 540064 | 1 |
| F5 | 80 | 540065 | 1 |

Uses: they close unused windows. They facilitate the wiring as they increase the internal volume of the enclosure.



Flanges in aluminium alloy
with metric threading
and cable gland
for windowed walls
IP66/IP67/IP69

| For windows | Threading type | Tightening diameter (mm) | Palazzoli code | Pack Qty |
|-------------|----------------|--------------------------|----------------|----------|
| F0 | M25 | 9-18 | 541050 | 1 |
| F1 | M25 | 9-18 | 541055 | 1 |
| F1 | M32 | 14-25 | 540180 | 1 |
| F3 | M40 | 18-32 | 540190 | 1 |
| F3 | M50 | 24-39 | 540191 | 1 |
| F4 | M40 | 18-32 | 540193 | 1 |
| F5 | M50 | 24-39 | 540195 | 1 |



90° angled one way junctions
in aluminium alloy for windowed walls
IP30


| For windows | Projection (mm) | Internal hole ø (mm) | Palazzoli code | Pack Qty |
|-------------|-----------------|----------------------|----------------|----------|
| F1 | 53 | 32 | 545081 | 1 |
| F3 | 83 | 54 | 545083 | 1 |

Uses: suitable for entry with unthreaded pipes or cables.

Notes: the IP rating depends on the positioning of the junction with respect to the water source and on the installation measures taken.



Reducers
in steel for windows
IP67

| Shape | Reducer type for window | Reducer type for window | Thickness (mm) | Palazzoli code | Pack Qty |
|---|-------------------------|-------------------------|----------------|----------------|----------|
|  | F5 | F4 | 5 | 547054 | 1 |

Uses: boxes and socket-outlets can be interfaced with different windows.



Cable glands in nickel-plated brass
with metric threading
IP68

| Threading | Max. mounting hole (mm) | Tightening diameter (mm) | Thread length (mm) | Palazzoli code | Pack Qty |
|-----------|-------------------------|--------------------------|--------------------|----------------|----------|
| M12x1,5 | 12.5 | 2.5-6.5 | 6.5 | 582012 | 100 |
| M16x1,5 | 16.5 | 4-9.5 | 7 | 582016 | 50 |
| M20x1,5 | 20.5 | 7-13 | 8 | 582020 | 50 |
| M25x1,5 | 25.5 | 8-16 | 8 | 582025 | 25 |
| M32x1,5 | 32.5 | 11-21 | 9 | 582032 | 20 |
| M40x1,5 | 40.5 | 15-27 | 9 | 582041 | 10 |
| M50x1,5 | 50.5 | 22-35 | 10 | 582050 | 5 |



ALUPRES

Interlocked socket-outlets in high-resistance marine aluminium

| | |
|--------------------------------------|---|
| Body material | Marine aluminium alloy |
| Surface treatment | Fluorozirconate passivation |
| Surface finish | Non-toxic, hot-polymerised polyester paint |
| Colour | RAL 5015 Sky blue (cover) RAL 7035 Light grey (base) |
| Protection rating | IP55 |
| Impact resistance | IK10 |
| Corrosivity category | Equivalent to C3-H / C4-H |
| Resistance to abnormal heat and fire | 960°C (insert) |
| Insulation class | I |
| Ambient operating temperature | -50°C - +50°C |
| Ambient storage temperature | -50°C - +70°C |
| Rated current | 250A |
| Operating voltage | 500V |
| Insulation voltage | 500V |
| Operating frequency | 50/60Hz |



DIRECTIVES

2014/35/EU (LVD)
2011/65/EU (RoHS)
2012/19/EU (WEEE)

PRODUCT STANDARDS

IEC/EN 60309-1
IEC/EN 60309-4
IEC/EN 63000

| Wiring data: | | 250A |
|---------------------------|-----------------|----------|
| Entry cable cross-section | mm ² | 35 - 185 |
| Tightening torque | Nm | 10 |

MODULE 315



Wall-mounted interlocked socket-outlet with aligned poles with fuse holder base 50/60Hz IP55

| Rated current (A) | Rated voltage (V) | Poles | Palazzoli code | Pack Qty |
|-----------------------------|-------------------|-------|----------------|----------|
| 250 entry F5 fuses ACR NH-1 | 500 max | 3P+≐ | 422039 | 1 |

Equipment included: gaskets and screws for fixing the accessories. Earth screws inside and outside the box.
Features: padlockable handle. Fuses not included.

Technical accessories:



page 138

page 165

page 430



Wall-mounted fixed socket-outlet with aligned poles 50/60Hz IP55

| Rated current (A) | Rated voltage (V) | Poles | Window type | Palazzoli code | Pack Qty |
|-------------------|-------------------|-------|-------------|----------------|----------|
| 250 | 500 | 3P+≐ | F5 | 421029 | 1 |

Technical accessories:



page 165



Straight mobile plug with aligned poles 50/60Hz IP55

| Rated current (A) | Rated voltage (V) | Poles | Palazzoli code | Pack Qty |
|-------------------|-------------------|-------|----------------|----------|
| 250 | 500 | 3P+≐ | 427019 | 1 |



ALUMAX

Socket-outlets with electrical interlock in steel for high amperages

| | |
|---------------------------------|---|
| Body material | Aluminium alloy (plugs) Steel (socket-outlet) |
| Surface treatment | Galvanising |
| Surface finish | Hot-polymerised non-toxic polyester |
| Colour | RAL5015 Sky blue (front) RAL 7035 Light grey (box) |
| Protection rating | IP67 (plugs) IP65 (protected wall-mounted sockets) |
| Impact resistance | IK10 |
| Insulation class | I |
| Ambient operating temperature | -30°C - +60°C |
| Ambient storage temperature | -50°C - +70°C |
| Rated current | 250A - 320A - 400A |
| Operating voltage | Up to 500V |
| Insulation voltage | 800V - 1000V |
| Operating frequency | 50/60Hz |
| Pilot contacts | 2 |
| Pilot contacts clamping section | 2.5 mm ² |



DIRECTIVES

2014/30/EU (EMC)
2014/35/EU (LVD)
2011/65/EU (RoHS)
2012/19/EU (WEEE)

PRODUCT STANDARDS

IEC/EN 61439-1
IEC/EN 61439-2
IEC/EN 60947-2
IEC/EN 63000

Cable features:

| Rated current (A) | Poles | Entry cable diameter (mm) | Entry cable cross-section (mm ²) |
|-------------------|--------|---------------------------|--|
| 250 | 3P+≐ | 21 - 42 | 50 - 70 |
| | 3P+N+≐ | | |
| 320 | 3P+≐ | 38 - 62 | 120 |
| | 3P+N+≐ | | |
| 400 | 3P+≐ | 38 - 62 | 150 |
| | 3P+N+≐ | | |



Wall-mounted 250A socket-outlets with electrical interlock and MCB protection 50/60Hz IP65

| Rated current (A) | Rated voltage (V) | Poles | No. of pilot contacts (mm ²) | Palazzoli code | Pack Qty |
|-------------------|-------------------|--------|--|----------------|----------|
| 250 | 400 | 3P+≐ | 2x10 | 480530 | 1 |
| | | 3P+N+≐ | 2x6 | 480550 | 1 |
| | 500 | 3P+≐ | 2x10 | 480531 | 1 |
| | | 3P+N+≐ | 2x6 | 480551 | 1 |

Features: handle padlockable on "0" with 2 padlocks up to 4.5 mm.



Wall-mounted 320A - 400A socket-outlets with electrical interlock and MCB protection 50/60Hz IP65

| Rated current (A) | Rated voltage (V) | Poles | No. of pilot contacts (mm ²) | Palazzoli code | Pack Qty |
|-------------------|-------------------|--------|--|----------------|----------|
| 320 | 400 | 3P+N+≐ | 2x6 | 480650 | 1 |
| | 500 | 3P+N+≐ | 2x6 | 480651 | 1 |
| 400 | 400 | 3P+N+≐ | 2x6 | 480750 | 1 |
| | 500 | 3P+N+≐ | 2x6 | 480751 | 1 |

Features: handle padlockable on "0" with 2 padlocks up to 4.5 mm.



Straight mobile plugs in aluminium alloy 50/60Hz IP67

| Rated current (A) | Poles | No. of pilot contacts (mm ²) | Palazzoli code | Pack Qty |
|-------------------|--------|--|----------------|----------|
| 250 | 3P+≐ | 2x10 | 750530 | 1 |
| | 3P+N+≐ | 2x6 | 750550 | 1 |
| 320 | 3P+N+≐ | 2x6 | 750650 | 1 |
| 400 | 3P+N+≐ | 2x6 | 750750 | 1 |



Boards and boxes

DISTRIBUTION AND AUTOMATION BOARDS



TAIS CUBE

Distribution and automation boards in thermosetting GRP
Page 148

STANDARD APPLICATIONS



TERBOX

Thermoplastic boxes
Page 151



UNIBOX

Universal boxes in aluminium
Page 155

HEAVY-DUTY APPLICATIONS



TAISBOX

Combinable modular boxes in thermosetting GRP
Page 158



ALUCASE

Combinable boxes in aluminium
Page 165



FIREBOX

Fire-resistant boxes E30 - E60 - E90
Page 169

TERMINAL BLOCKS



CONTACT

Terminal blocks
Page 174

CABLE GLANDS



UNI

Cable glands in technopolymer and nickel-plated brass
Page 170

TAIS CUBE





TAIS CUBE

Distribution and automation boards in thermosetting GRP

ADVANTAGES




1

TAIS CUBE withstands strong water jets of 100 litres per minute, is fully protected against the ingress of dust and highly resistant.

The steel frame allows for convenient bench wiring. The wired frame snaps into the distribution board.



2



3

The geometry of the casing makes TAIS CUBE very capacious. The back plate of the blind or transparent distribution board offers 15% of extra space compared to units with the same size.

The door hinges, made of steel and nickel-plated brass, are located far from the edges to avoid breakage in the case of impact.

4





TAIS CUBE

Distribution and automation boards in thermosetting GRP



| | |
|---------------------------------|--|
| Body material | Palazzoli Thermosetting GRP |
| Colour | RAL 7035 Light grey |
| Protection rating | IP66 |
| Impact resistance | IK09 |
| Glow Wire Test | 960°C |
| Flammability class | V-0 |
| Insulation class | II |
| Ambient operating temperature | -30 °C - +90 °C (blind door) -30 °C - +70 °C (transparent door) |
| Ambient storage temperature | -50 °C - +90 °C |
| Rated voltage AC | 1000 Vac |
| Rated voltage DC | 1500 Vcc |
| Rated impulse-withstand voltage | 8KV |



DIRECTIVES

2014/35/EU (LVD)

PRODUCT STANDARDS

IEC/EN 62208

Table of the max. power dissipation allowed for TAIS-CUBE distribution boxes

| Distribution board with blind door | -30 °C - +75 °C | +75 °C - +90 °C | Distribution board with transparent door | -30 °C - +55 °C | +55 °C - +70 °C |
|------------------------------------|-----------------|-----------------|--|-----------------|-----------------|
| | (W) | (W) | | (W) | (W) |
| 550001 | 40 | 25 | 550031 | 40 | 25 |
| 550002 | 75 | 55 | 550032 | 75 | 55 |
| 550003 | 110 | 70 | 550033 | 110 | 70 |
| 550004 | 125 | 90 | 550034 | 125 | 90 |
| 550005 | 140 | 100 | 550035 | 140 | 100 |
| 550006 | 215 | 160 | 550036 | 215 | 160 |
| 550007 | 360 | 270 | 550037 | 360 | 270 |



TAIS CUBE

Distribution and automation boards in thermosetting GRP

ASSEMBLY INSTRUCTIONS



For quick and easy installation, scan the QR code.





TAIS CUBE

Distribution and automation boards in thermosetting GRP

| Size | No. of vertical modules | No. of DIN modules | Outer dimensions | Internal usable dimensions |  |  |
|------|-------------------------|--------------------|------------------|----------------------------|--|---|
| | | | | | Distribution board with blind door | Distribution board with transparent door |
| 1 | - | - | 260x305x160 | 200x250x100 | 550001 | 550031 |
| 2 | 3 | 36 (3X12) | 340x430x180 | 280x375x120 | 550002 | 550032 |
| 3 | 3 | 54 (3X18) | 450x505x220 | 390x450x160 | 550003 | 550033 |
| 4 | 4 | 72 (4X18) | 450x655x220 | 390x600x160 | 550004 | 550034 |
| 5 | 4 | 96 (4X24) | 560x655x260 | 500x600x200 | 550005 | 550035 |
| 6 | 5 | 140 (5X28) | 630x810x300 | 570x750x235 | 550006 | 550036 |
| 7 | 5 | 200 (5X40) | 850x1060x350 | 790x1000x290 | 550007 | 550037 |










COMMON ACCESSORIES



| | | | | |
|---|-----------------|---|--|-----------------|
|  | |  |  | |
| Set of 4 brackets | | Security lock | Support for pole mounting | |
| Galvanised | Stainless steel | | For sizes 1-2 | For sizes 3-4-5 |
| 550640 | 550641 | 550680 | 550642 | 550643 |



TAIS CUBE

Distribution and automation boards in thermosetting GRP

| AUTOMATION | | | DISTRIBUTION | | | | | |
|---|---|---|---|---|---|---|---|---|
|  |  |  |  |  |  |  |  |  |
| Back plate in steel | Pre-drilled back plate in steel | Back plate in thermosetting GRP | Inner door in thermosetting GRP | Functional frame | Windowed panel | Blind panel | DIN rail | Partial steel plate |
| 550601 | 550611 | 550621 | - | - | - | - | - | - |
| 550602 | 550612 | 550622 | 550502 | 550562 | 550522 | 550542 | 550582 | 550632 |
| 550603 | 550613 | 550623 | 550503 | 550563 | 550523 | 550543 | 550583 | 550633 |
| 550604 | 550614 | 550624 | 550504 | 550564 | | | | |
| 550605 | 550615 | 550625 | 550505 | 550566 | 550525 | 550545 | 550585 | 550635 |
| 550606 | 550616 | 550626 | 550506 | | 550526 | 550546 | 550586 | 550636 |
| 550607 | 550617 | - | 550507 | 550567 | 550527 | 550547 | 550587 | 550637 |

| COMMON ACCESSORIES | |
|---|--|
|  |  |
| Set of 50 clips for pre-drilled plates | Set of 8 brackets for fixing cable ducts |
| Size 1-7 | Steel |
| 550645 | 550648 |



TAIS CUBE

Distribution and automation boards in thermosetting GRP



Distribution boards in thermosetting GRP with blind door IP66

| Size | Outer dimensions (mm) | Internal usable dimensions (mm) | No-load power dissipation (W) | Palazzoli code | Pack Qty |
|------|-----------------------|---------------------------------|-------------------------------|----------------|----------|
| 1 | 260x305x160 | 200x250x100 | 40 | 550001 | 1 |
| 2 | 340x430x180 | 280x375x120 | 75 | 550002 | 1 |
| 3 | 450x505x220 | 390x450x160 | 110 | 550003 | 1 |
| 4 | 450x655x220 | 390x600x160 | 125 | 550004 | 1 |
| 5 | 560x655x260 | 500x600x200 | 140 | 550005 | 1 |
| 6 | 630x810x300 | 570x750x235 | 215 | 550006 | 1 |
| 7 | 850x1060x350 | 790x1000x290 | 360 | 550007 | 1 |

Equipment included: key with triangular insert, screw cover caps for double insulation.



Distribution boards in thermosetting GRP with transparent door IP66

| Size | Outer dimensions (mm) | No. of DIN modules | No-load power dissipation (W) | Palazzoli code | Pack Qty |
|------|-----------------------|--------------------|-------------------------------|----------------|----------|
| 1 | 260x305x160 | - | 40 | 550031 | 1 |
| 2 | 340x430x180 | 36 (3x12) | 75 | 550032 | 1 |
| 3 | 450x505x220 | 54 (3x18) | 110 | 550033 | 1 |
| 4 | 450x655x220 | 72 (4x18) | 125 | 550034 | 1 |
| 5 | 560x655x260 | 96 (4x24) | 140 | 550035 | 1 |
| 6 | 630x810x300 | 140 (5x28) | 215 | 550036 | 1 |
| 7 | 850x1060x350 | 200 (5x40) | 360 | 550037 | 1 |

Equipment included: key with triangular insert, screw cover caps for double insulation.

Technical accessories:



page 170

page 85



Back plates in steel

| Size | Dimensions (mm) | Palazzoli code | Pack Qty |
|------|-----------------|----------------|----------|
| 1 | 180x240 | 550601 | 5 |
| 2 | 260x370 | 550602 | 5 |
| 3 | 370x445 | 550603 | 5 |
| 4 | 370x595 | 550604 | 1 |
| 5 | 475x595 | 550605 | 1 |
| 6 | 550x745 | 550606 | 1 |
| 7 | 765x995 | 550607 | 1 |

Equipment included: 4 fixing screws.



Pre-drilled back plates in steel

| Size | Dimensions (mm) | Palazzoli code | Pack Qty |
|------|-----------------|----------------|----------|
| 1 | 180x240 | 550611 | 5 |
| 2 | 260x370 | 550612 | 5 |
| 3 | 370x445 | 550613 | 5 |
| 4 | 370x595 | 550614 | 1 |
| 5 | 475x595 | 550615 | 1 |
| 6 | 550x745 | 550616 | 1 |
| 7 | 765x995 | 550617 | 1 |

Equipment included: 4 fixing screws.

Notes: use clip code 550645 to install the devices.



Back plates in thermosetting GRP

| Size | Dimensions (mm) | Palazzoli code | Pack Qty |
|------|-----------------|----------------|----------|
| 1 | 194x244 | 550621 | 5 |
| 2 | 276x370 | 550622 | 5 |
| 3 | 384x445 | 550623 | 5 |
| 4 | 384x595 | 550624 | 1 |
| 5 | 492x595 | 550625 | 1 |
| 6 | 564x745 | 550626 | 1 |

Equipment included: 4 fixing screws.



Reversible inner doors in thermosetting GRP

| Size | Dimensions (mm) | Palazzoli code | Pack Qty |
|------|-----------------|----------------|----------|
| 2 | 280x375 | 550502 | 4 |
| 3 | 388x450 | 550503 | 4 |
| 4 | 388x600 | 550504 | 4 |
| 5 | 496x600 | 550505 | 1 |
| 6 | 568x750 | 550506 | 1 |
| 7 | 784x1000 | 550507 | 1 |

Features: inner-door is reversible and can be easily opened using the appropriate handles. It can be installed at two different depths.



TAIS CUBE

Distribution and automation boards in thermosetting GRP



Quick-fit functional frames for the installation of front panels and DIN rails

| Size | Installable panels | Palazzoli code | Pack Qty |
|------|--------------------|----------------|----------|
| 2 | 3 | 550562 | 6 |
| 3 | 3 | 550563 | 6 |
| 4-5 | 4 | 550564 | 6 |
| 6 | 5 | 550566 | 1 |
| 7 | 5 | 550567 | 1 |

Equipment included: 4 springs for fixing.

Features: it allows the wiring of the modular panels outside of the board and the installation of DIN rails at different heights.



Front windowed panels with DIN rail for modular devices

| Size | Height (mm) | No. of DIN modules | Palazzoli code | Pack Qty |
|------|-------------|--------------------|----------------|----------|
| 2 | 125 | 12 | 550522 | 6 |
| 3-4 | 150 | 18 | 550523 | 6 |
| 5 | 150 | 24 | 550525 | 4 |
| 6 | 150 | 28 | 550526 | 4 |
| 7 | 200 | 40 | 550527 | 1 |

Equipment included: modular covers.

Features: quick fitting with 1/4 turn screws.



Single-height front blind panels

| Size | Height (mm) | Palazzoli code | Pack Qty |
|------|-------------|----------------|----------|
| 2 | 125 | 550542 | 6 |
| 3-4 | 150 | 550543 | 6 |
| 5 | 150 | 550545 | 4 |
| 6 | 150 | 550546 | 4 |
| 7 | 200 | 550547 | 1 |

Features: quick fitting with 1/4 turn screws.



Double-height front blind panels

| Size | Height (mm) | Palazzoli code | Pack Qty |
|------|-------------|----------------|----------|
| 2 | 250 | 550552 | 4 |
| 3-4 | 300 | 550553 | 4 |
| 5 | 300 | 550555 | 1 |
| 6 | 300 | 550556 | 1 |
| 7 | 400 | 550557 | 1 |

Features: quick fitting with 1/4 turn screws.



DIN rails reinforced for functional frames

| Size | No. of DIN modules | Palazzoli code | Pack Qty |
|------|--------------------|----------------|----------|
| 2 | 12 | 550582 | 6 |
| 3-4 | 18 | 550583 | 6 |
| 5 | 24 | 550585 | 1 |
| 6 | 28 | 550586 | 1 |
| 7 | 40 | 550587 | 1 |



Height-adjustable partial plates in steel

| Size | Height (mm) | Palazzoli code | Pack Qty |
|------|-------------|----------------|----------|
| 2 | 125 | 550632 | 1 |
| 3-4 | 150 | 550633 | 1 |
| 5 | 150 | 550635 | 1 |
| 6 | 150 | 550636 | 1 |
| 7 | 200 | 550637 | 1 |



TAIS CUBE

Distribution and automation boards in thermosetting GRP



Set of 4 multi-purpose brackets for wall-mounting of distribution boards

| No. of brackets | Material | Palazzoli code | Pack Qty |
|-----------------|------------------|----------------|----------|
| 4 | Galvanised steel | 550640 | 20 |
| 4 | Stainless steel | 550641 | 5 |

Features: they can be mounted horizontally, vertically or hidden, retaining the double insulation.



Pair of accessories for pole mounting

| Size | Material | Palazzoli code | Pack Qty |
|-------|----------|----------------|----------|
| 1-2 | steel | 550642 | 1 |
| 3-4-5 | steel | 550643 | 1 |

Features: prearrangement for metal clamp for fastening to poles with diameter >80mm.



Fixing clip with M5 thread for pre-drilled plates

| No. of clips | Size | Material | Palazzoli code | Pack Qty |
|--------------|------|----------|----------------|----------|
| 50 | 1-7 | steel | 550645 | 1 |



Set of 8 brackets for fixing the cable ducts

| No. of brackets | Material | Palazzoli code | Pack Qty |
|-----------------|----------|----------------|----------|
| 8 | steel | 550648 | 1 |

Equipment included: complete with screws for fixing the cable ducts.

Notes: for all frame sizes. Suitable for cable ducts, max. height 40mm.



Adaptor kit

| Size | Length (mm) | Palazzoli code | Pack Qty |
|------|-------------|----------------|----------|
| 2 | 70 | 550662 | 1 |
| 3-4 | 110 | 550663 | 1 |
| 5 | 150 | 550665 | 1 |
| 6 | 190 | 550666 | 1 |
| 7 | 240 | 550667 | 1 |

Notes: the kit is used to install the Click Cube frame in boxes that were not made to accommodate it (before 2015).

The adaptors can also be used as spacers for the back plates.



Security lock with handle

| No. of keys | Material | Palazzoli code | Pack Qty |
|-------------|----------|----------------|----------|
| 2 | steel | 550680 | 10 |

Features: closing with Yale code key. Identification code on the key.



TERBOX

Thermoplastic boxes



| | |
|--------------------------------------|----------------------------|
| Body material | Thermoplastic |
| Colour | RAL 7035 Light grey |
| Protection rating | IP44 - IP56 |
| Impact resistance | IK08 |
| Resistance to abnormal heat and fire | 650°C |
| Flammability class | HB |
| Insulation class | II |
| Ambient operating temperature | -25°C - +60°C |
| Ambient storage temperature | -30°C - +70°C |



DIRECTIVES

2014/35/EU (LVD)

PRODUCT STANDARDS

IEC/EN 60670-1
IEC/EN 60670-22



Thermoplastic junction boxes with rubber cable glands and press-on cover IP44

| Outer dimensions (mm) | Inner dimensions (mm) | No. of holes | Palazzoli code | Pack Qty |
|-----------------------|-----------------------|--------------|----------------|----------|
| Ø 91x46 h | Ø 80x40 h | 4 | 791002 | 5 |

Features: quick-entry cable glands Ø 20 mm, suitable for cables with Ø from 4 to 14 mm and tubes with Ø from 16 to 20 mm. Press-on cover.

Equipment included: screw cover caps for double insulation and external fixing brackets.




Thermoplastic junction boxes with smooth walls and blind cover IP56

| Outer dimensions (mm) | Inner dimensions (mm) | Palazzoli code | Pack Qty |
|-----------------------|-----------------------|----------------|----------|
| 110x110x60 | 100x100x50 | 791234 | 5 |
| 160x120x80 | 150x110x70 | 791236 | 1 |
| 200x150x80 | 190x140x70 | 791207 | 1 |
| 250x200x100 | 240x190x90 | 791208 | 1 |
| 310x230x130 | 300x220x120 | 791209 | 1 |
| 390x310x130 | 380x300x120 | 791210 | 1 |

Features: sealable locking screws.

Equipment included: screw cover caps for double insulation and external fixing covers.

Technical accessories:



page 170

UNIBOX





UNIBOX


Universal boxes in aluminium

ADVANTAGES



1 The box is screwed in by holding the screwdriver perpendicular to the screw.

The DIN rail can be positioned as desired without the use of accessories.



3 The earthing location is external. There is no need to drill the box.

UNIBOX is compatible with any product of this type on the market thanks to its fixing centre distances in line with the requirements of the technical specifications.





UNIBOX

Universal boxes in aluminium



| | |
|-------------------------------|---------------------------------|
| Body material | Aluminium alloy |
| Colour | RAL 7042 Traffic grey, textured |
| Protection rating | IP66/IP67 |
| Impact resistance | IK08 |
| Corrosivity category | Equivalent to C3-H / C4-H |
| Insulation class | I |
| Ambient operating temperature | -40°C - +70°C |
| Ambient storage temperature | -50°C - +90°C |



DIRECTIVES

2014/35/EU (LVD)

PRODUCT STANDARDS

IEC/EN 60670-1
IEC/EN 60670-22
IEC/EN 62208



UNIBOX

Universal boxes in aluminium



Junction boxes
in aluminium alloy
IP66/IP67

| Box type | Dimensions (mm) | | Palazzoli code | Pack Qty |
|----------|-----------------|-------------|----------------|----------|
| | external | internal | | |
| UNI B9 | 100x100x59 | 88x88x44 | 520009 | 30 |
| UNI B11 | 115x140x61 | 103x128x46 | 520011 | 20 |
| UNI B12 | 141x166x64 | 128x153x49 | 520012 | 20 |
| UNI B14 | 168x192x80 | 152x176x65 | 520014 | 10 |
| UNI B19 | 217x253x93 | 201x236x75 | 520019 | 1 |
| UNI B20 | 264x314x122 | 243x295x104 | 520020 | 1 |
| UNI B21 | 315x410x150 | 291x386x126 | 520021 | 1 |

Equipment included: 2 kits for earthing terminal connection

Features: boxes suited for DIN rail mounting horizontally or vertically using M4x6 self-tapping screws. DIN rail from Palazzoli is to be mounted diagonally.

Technical accessories:



page 172



Non-painted junction boxes
in aluminium alloy
IP66/IP67

| Box type | Dimensions (mm) | | Palazzoli code | Pack Qty |
|----------|-----------------|-------------|-----------------|----------|
| | external | internal | | |
| UNI B9 | 100x100x59 | 88x88x44 | 520009NV | 30 |
| UNI B11 | 115x140x61 | 103x128x46 | 520011NV | 20 |
| UNI B12 | 141x166x64 | 128x153x49 | 520012NV | 20 |
| UNI B14 | 168x192x80 | 152x176x65 | 520014NV | 10 |
| UNI B19 | 217x253x93 | 201x236x75 | 520019NV | 1 |
| UNI B20 | 264x314x122 | 243x295x104 | 520020NV | 1 |
| UNI B21 | 315x410x150 | 291x386x126 | 520021NV | 1 |

Equipment included: 2 kits for earthing terminal connection

Features: boxes suited for DIN rail mounting horizontally or vertically using M4x6 self-tapping screws. DIN rail from Palazzoli is to be mounted diagonally.

Technical accessories:



page 172



Back plates
in galvanised steel
for UNIBOX boxes

| For box type | Dimensions (mm) | Palazzoli code | Pack Qty |
|--------------|-----------------|----------------|----------|
| UNI B11 | 78x119 | 522011 | 1 |
| UNI B12 | 108x132 | 522012 | 1 |
| UNI B14 | 125x165 | 522014 | 1 |
| UNI B19 | 165x200 | 522019 | 1 |
| UNI B20 | 210x250 | 522020 | 1 |
| UNI B21 | 257x345 | 522021 | 1 |

Equipment included: screws for mounting inside the box, 2 kits for earthing terminal connection.




DIN rails for UNIBOX boxes

| For box type | Working length (mm) | Palazzoli code | Pack Qty |
|--------------|---------------------|----------------|----------|
| UNI B9 | 60 | 521009 | 1 |
| UNI B11 | 95 | 521011 | 1 |
| UNI B12 | 125 | 521012 | 1 |
| UNI B14 | 170 | 521014 | 1 |
| UNI B19 | 230 | 521019 | 1 |
| UNI B20 | 290 | 521020 | 1 |
| UNI B21 | 380 | 521021 | 1 |

Equipment included: screws for mounting inside the box.

TAISBOX





TAISBOX

Combinable modular boxes in thermosetting GRP

ADVANTAGES



All products of the TAIS series are made in Palazzoli Thermosetting GRP, a fire retardant material that does not produce toxic gases and is resistant to chemicals over time.

The special gaskets in non-ageing elastomer guarantee a protection rating up to IP68, for installing in areas subject to possible flooding.



The back boxes are equipped with brass threaded inserts that ensure an easy opening and closing of the cover even after long time.



Practically immune to the major part of all the aggressive substances they are the best solution for industrial installations under 1.5 m height.





TAISBOX

Combinable modular boxes in thermosetting GRP



| | |
|--------------------------------------|---|
| Body material | Palazzoli Thermosetting GRP |
| Colour | RAL 5015 Sky blue (cover) RAL 7042 Traffic grey (base) |
| Protection rating | IP66/IP67 - IP67 - IP67/IP68 |
| Impact resistance | IK10 |
| Resistance to abnormal heat and fire | 960°C |
| Flammability class | V-0 |
| Insulation class | II |
| Ambient operating temperature | -40°C - +90°C |
| Ambient storage temperature | -50°C - +90°C |



DIRECTIVES

2014/35/EU (LVD)

PRODUCT STANDARDS

IEC/EN 62208
IEC/EN 60670-1
IEC/EN 60670-22



TAISBOX

Combinable modular boxes in thermosetting GRP



Quick-mounting watertight boxes with blind cover IP66/IP67

| Dimensions (mm) | | Power dissipation (W) | Palazzoli code | Pack Qty |
|-----------------|-------------|-----------------------|----------------|----------|
| external | internal | | | |
| 125x185x125 | 89x139x102 | 9 | 532200 | 1 |
| 190x185x125 | 148x145x102 | 9 | 532201 | 1 |
| 250x185x125 | 205x147x102 | 10 | 532202 | 1 |
| 290x185x125 | 249x144x102 | 11 | 532203 | 1 |
| 380x185x125 | 336x147x102 | 12 | 532204 | 1 |

Features: blind walls. Boxes with drilling templates.

Notes: the maximum power dissipation is for a maximum ambient temperature of 40 °C.



Junction boxes with low cover IP67/IP68

| Dimensions (mm) | | Power dissipation (W) | Palazzoli code | Pack Qty |
|-----------------|-----------|-----------------------|----------------|----------|
| external | internal | | | |
| 92x92x68 | 55x57x47 | 4 | 532035 | 5 |
| 125x92x68 | 87x58x47 | 5 | 532045 | 1 |
| 185x92x68 | 150x55x47 | 6 | 532055 | 1 |
| 125x125x100 | 94x80x79 | 6 | 532116 | 1 |
| 185x125x100 | 142x92x79 | 7 | 532117 | 1 |
| 250x125x100 | 210x89x79 | 10 | 532118 | 1 |

Features: blind walls.

The IP68 rating test was performed at a depth of 2 m for 24 h.

Notes: the maximum power dissipation is for a maximum ambient temperature of 40 °C.



Junction boxes with high cover IP67/IP68


| Dimensions (mm) | | Power dissipation (W) | Palazzoli code | Pack Qty |
|-----------------|------------|-----------------------|----------------|----------|
| external | internal | | | |
| 92x92x100 | 55x52x79 | 4 | 532005 | 1 |
| 125x92x100 | 94x47x79 | 5 | 532006 | 1 |
| 185x92x100 | 151x50x79 | 6 | 532015 | 1 |
| 125x125x125 | 89x82x104 | 6 | 532016 | 1 |
| 185x125x125 | 144x86x104 | 7 | 532017 | 1 |
| 250x125x125 | 209x87x104 | 10 | 532018 | 1 |

Features: blind walls. Codes 532016, 532017, 532018 with drilling templates.

The IP68 rating test was performed at a depth of 2 m for 24 h.

Notes: the maximum power dissipation is for a maximum ambient temperature of 40 °C.

Technical accessories:



Quick-mounting watertight boxes with transparent door IP66/IP67

| Outer dimensions (mm) | No. of DIN modules | Power dissipation (W) | Palazzoli code | Pack Qty |
|-----------------------|--------------------|-----------------------|----------------|----------|
| 125x185x150 | 5 | 9 | 532300 | 1 |
| 190x185x150 | 8 | 10 | 532301 | 1 |
| 250x185x150 | 12 | 11 | 532302 | 1 |
| 290x185x150 | 14 | 12 | 532303 | 1 |
| 380x185x150 | 19 | 13 | 532304 | 1 |

Features: blind walls. Boxes with drilling templates.

Padlockable modular lid.

Notes: the maximum power dissipation is for a maximum ambient temperature of 40 °C.



Boxes with transparent cover IP67

| Outer dimensions (mm) | No. of DIN modules | Power dissipation (W) | Palazzoli code | Pack Qty |
|-----------------------|--------------------|-----------------------|----------------|----------|
| 125x125x125 | 4 | 13 | 532516 | 1 |
| 185x125x125 | 6.5 | 15 | 532557 | 1 |
| 250x125x125 | 9 | 20 | 532658 | 1 |

Features: blind walls supplied with drilling template.

Padlockable lid and with tamper-proof screw.

Notes: the maximum power dissipation is for a maximum ambient temperature of 40 °C.

Technical accessories:



Back plates in galvanised steel for TAISBOX boxes

| For enclosure code | Plate dimensions (mm) | Palazzoli code | Pack Qty |
|--------------------|-----------------------|----------------|----------|
| 532200 | 83x145 | 532700 | 1 |
| 532201 | 160x140 | 532701 | 1 |
| 532202 | 208x145 | 532702 | 1 |
| 532203 | 260x145 | 532703 | 1 |
| 532204 | 333x145 | 532704 | 1 |
| 532005, 532035 | 59x59 | 532705 | 1 |
| 532006, 532045 | 92x58 | 532714 | 1 |
| 532015, 532055 | 142x62 | 532715 | 1 |
| 532016, 532116 | 86x86 | 532716 | 1 |
| 532017, 532117 | 100x86 | 532717 | 1 |
| 532018, 532118 | 175x86 | 532718 | 1 |

Uses: for fastening terminal blocks or non-modular devices.






TAISBOX

Combinable modular boxes in thermosetting GRP



Blind junction boxes with back plate IP67






















| Outer dimensions (mm) | Window type | Installable TAIS socket module | Palazzoli code | Pack Qty |
|-----------------------|---|--------------------------------|----------------|----------|
| 185x185x115 | | 2x95 | 531011* | 1 |
| 250x185x115 |  blind walls | 2x95/2x125 | 531021* | 1 |
| 250x250x115 | | 2x95/2x125 | 531040* | 1 |
| 370x250x115 |  Lightened | - | 531042 | 1 |
| 500x370x115 |  Lightened | - | 531062 | 1 |

Features: * supplied with drilling templates.
Blind and windowed junction boxes with dimensions 250x250 and larger are IP65.

Technical accessories:



Windowed junction boxes with back plate IP67

| Outer dimensions (mm) | Window type | Installable TAIS socket module | Palazzoli code | Pack Qty |
|-----------------------|---|--------------------------------|----------------|----------|
| 185x185x115 |  | 2x95 | 531200* | 1 |
| |  | 2x95 | 531211* | 1 |
| |  | 2x95 | 531311* | 1 |
| |  | - | 531411 | 1 |
| 250x185x115 |  blind walls | 2x95/2x125 | 531220* | 1 |
| |  | 2x95 | 531222* | 1 |
| |  | 2x95/2x125 | 531221* | 1 |
| |  Lightened | - | 531231 | 1 |
| |  | 2x95 | 531321* | 1 |
| |  | 2x95/2x125 | 531331* | 1 |
| |  | - | 531431 | 1 |
| |  | 2x95/2x125 | 531241* | 1 |
| |  Lightened | - | 531240 | 1 |
| |  | 2x95/2x125 | 531340* | 1 |
| 250x250x115 |  | - | 531440 | 1 |
| |  Lightened | 2x95/2x125 | 531540* | 1 |
| |  Lightened | 2x95/2x125 | 531640* | 1 |
| |  | - | 531242 | 1 |
| 370x250x115 |  | - | 531442 | 1 |
| |  Lightened | - | 531262 | 1 |
| 500x370x115 |  | - | 531662 | 1 |



TAISBOX

Combinable modular boxes in thermosetting GRP



Low blind covers for TAISBOX IP67

| For boxes with dimensions (mm) | Cover height (mm) | Palazzoli code | Pack Qty |
|--------------------------------|-------------------|----------------|----------|
| 185x185 | 25 | 535320 | 1 |
| 250x185 | 25 | 535321 | 1 |
| 250x250 | 25 | 535322 | 1 |
| 370x250 | 25 | 535323 | 1 |
| 500x370 | 25 | 535324 | 1 |

Equipment included: 4 captive screws that can be sealed.
Features: covers with dimensions 250x250 and larger are IP65.



Low transparent covers in polycarbonate for TAISBOX IP67

| For boxes with dimensions (mm) | Cover height (mm) | Palazzoli code | Pack Qty |
|--------------------------------|-------------------|----------------|----------|
| 250x185 | 25 | 535126 | 1 |
| 250x250 | 25 | 535135 | 1 |
| 370x250 | 25 | 535137 | 1 |
| 500x370 | 25 | 535157 | 1 |

Equipment included: 4 captive screws that can be sealed.
Features: in UV stabilised polycarbonate.
 Covers with dimensions 250x250 and larger are rated IP65.



High blind covers for TAISBOX IP67

| For boxes with dimensions (mm) | Cover height (mm) | Palazzoli code | Pack Qty |
|--------------------------------|-------------------|----------------|----------|
| 250x185 | 75 | 535325 | 1 |
| 250x250 | 75 | 535326 | 1 |
| 370x250 | 75 | 535327 | 1 |
| 500x370 | 75 | 535328 | 1 |

Equipment included: 4 captive screws that can be sealed.
Features: the height of the cover allows to insert MCCB inside.
 Covers with dimensions 250x250 and larger are rated IP65.



High transparent covers in polycarbonate for TAISBOX IP67

| For boxes with dimensions (mm) | Cover height (mm) | Palazzoli code | Pack Qty |
|--------------------------------|-------------------|----------------|----------|
| 250x185 | 75 | 535131 | 1 |
| 250x250 | 75 | 535140 | 1 |
| 370x250 | 75 | 535142 | 1 |
| 500x370 | 75 | 535162 | 1 |

Equipment included: 4 captive screws that can be sealed.
Features: in UV stabilised polycarbonate.
 Covers with dimensions 250x250 and larger are rated IP65.



Windowed covers in polycarbonate for TAISBOX IP67

| For boxes with dimensions (mm) | Lid height (mm) | No. of DIN modules | Palazzoli code | Pack Qty |
|--------------------------------|-----------------|--------------------|----------------|----------|
| 185x185 | 80 | 7.5 | 535640 | 1 |
| 250x185 | 80 | 11 | 535643 | 1 |

Equipment included: complete with captive screws that can be sealed, DIN rail and small parts for fastening on a plate.
Features: padlockable lid and with tamper-proof screw.

Technical accessories:



NOTES



Fixing screws made of fibre-reinforced technopolymer for higher tightening force, with captive and anti-tampering systems.



TAISBOX

Combinable modular boxes in thermosetting GRP



Flat blind flanges for windowed walls IP67

| Type | Window dimensions (mm) | Flange height (mm) | Palazzoli code | Pack Qty |
|------|------------------------|--------------------|----------------|----------|
| a | 110x60 | 15 | 538110 | 2 |
| b | 175x60 | 15 | 538210 | 2 |
| c | 295x60 | 15 | 538310 | 1 |

Uses: closing the cable entry windows. Holes can be drilled for applying cable glands.



Raised blind flanges for windowed walls IP67

| Type | Window dimensions (mm) | Flange height (mm) | Palazzoli code | Pack Qty |
|------|------------------------|--------------------|----------------|----------|
| a | 110x60 | 45 | 538130 | 2 |
| b | 175x60 | 45 | 538230 | 2 |
| c | 295x60 | 45 | 538330 | 1 |

Uses: closing the cable entry windows. Holes can be drilled for applying cable glands. The increased height helps entry of large cables or pipes. They make wiring easier as they increase the internal volume of the enclosure.

Technical accessories:



page 170



Hinge with installation kit for TAISBOX boxes

| Description | Palazzoli code | Pack Qty |
|--|----------------|----------|
| Single hinge in insulating material with screws, washers and gaskets | 538385 | 1 |

Uses: with all TAIS series boxes in thermosetting GRP insulating material with screw cover (excluding those with 18 mm low cover). They cannot be fitted to walls with a window or near holes or knockouts.



Supports for bus bars for TAISBOX boxes

| Installable on windows | Installable bus bars (mm) | Palazzoli code | Pack Qty |
|------------------------|---|----------------|----------|
| a | 3 x 16x4 (16x5 - 20x4 - 20x5), 2 by 16x4 (earth and neutral), 3 of ø 9 (auxiliary circuits) | 538180 | 1 |
| b | 3 of 25x5 (25x6 - 32x5 - 32x6), 2 of 25x5 (earth and neutral), 3 of ø 11 (auxiliary circuits) | 538280 | 1 |
| c | 6 of 40x5 (40x8 - 50x5 - 50x8), 4 of 25x5 (25x6 - 32x5 - 32x6) | 538380 | 1 |

Uses: they are used to facilitate the application of conductor busbars in watertight distribution boards composed of equipment in TAIS Grande modular insulating boxes with windows type 'a', 'b' and 'c'.




Wall-mounted supports for 90° angled installation of XCEE straight socket-outlets and plugs IP65

| Support base dimensions (mm) | Installable sockets/plugs | Box window | Palazzoli code | Pack Qty |
|------------------------------|---------------------------|------------|----------------|----------|
| 142x113 | 63A | a | 472967 | 1 |
| 142x113 | 125A | a | 472968 | 1 |
| 207x113 | 63A | b | 472977 | 1 |
| 207x113 | 125A | b | 472978 | 1 |

Equipment included: 4 stainless steel screws for fixing the socket or the plug.

Uses: for applications with combinable modular thermosetting GRP boxes (with "a" or "b" windows).

Technical accessories:



page 60

page 60

page 160



TAISBOX

Combinable modular boxes in thermosetting GRP



Transparent lids in polycarbonate for modular devices IP67

| No. of DIN modules | Dimensions (mm) | Palazzoli code | Pack Qty |
|--------------------|-----------------|----------------|----------|
| 4 | 92x84x30 | 538610 | 10 |
| 6.5 or 7.5 | 152x84x30 | 538620 | 10 |
| 9 or 11 | 214x84x30 | 538630 | 5 |

Features: padlockable lid and with tamper-proof screw.

Technical accessories:



page 101



Cup shaped milling cutters in steel for quick drill connection with tungsten carbide gear teeth specific for thermosetting GRP material

| Hole type | Diameter (mm) | Palazzoli code | Pack Qty |
|-----------|---------------|----------------|----------|
| Pg13.5 | 20 | 538400 | 1 |
| Pg16 | 22 | | |
| Pg21 | 29 | | |
| Pg29 | 38 | | |
| Pg36 | 46 | | |
| M20 | 20.5 | 538410 | 1 |
| M25 | 25.5 | | |
| M32 | 32.5 | | |
| M40 | 40.5 | | |



Cable glands in insulating material with metric pitch and long threading IP68

| Threading | Max. mounting hole (mm) | Fastening diameter (mm) | Thread length (mm) | Palazzoli code | Pack Qty |
|-----------|-------------------------|-------------------------|--------------------|----------------|----------|
| M12x1.5 | 12.5 | 2.5-6.5 | 15 | 581112 | 100 |
| M16x1.5 | 16.5 | 3.5-10 | 15 | 581116 | 50 |
| M20x1.5 | 20.5 | 7-14 | 15 | 581120 | 50 |
| M25x1.5 | 25.5 | 9-18 | 15 | 581125 | 25 |
| M32x1.5 | 32.5 | 14-25 | 15 | 581132 | 20 |
| M40x1.5 | 40.5 | 18-32 | 16 | 581140 | 10 |
| M50x1.5 | 50.5 | 24-38.5 | 16 | 581150 | 5 |
| M63x1.5 | 63.5 | 35-48 | 16 | 581163 | 5 |



Locknuts in insulating material with metric pitch

| Threading | Palazzoli code | Pack Qty |
|-----------|----------------|----------|
| M12x1.5 | 581212 | 50 |
| M16x1.5 | 581216 | 50 |
| M20x1.5 | 581220 | 50 |
| M25x1.5 | 581225 | 50 |
| M32x1.5 | 581232 | 50 |
| M40x1.5 | 581240 | 20 |
| M50x1.5 | 581250 | 10 |
| M63x1.5 | 581263 | 5 |

Uses: for fixing cable glands with metric thread on walls with through-holes.



ALUCASE

Combinable boxes in marine aluminium



| | |
|-------------------------------|---|
| Body material | Marine aluminium alloy |
| Surface treatment | Fluorozirconate passivation |
| Surface finish | Non-toxic, hot-polymerised polyester paint |
| Colour | RAL 5012 Light blue (cover) RAL 7035 Light grey (base) |
| Protection rating | IP66 - IP67 |
| Impact resistance | IK10 |
| Corrosivity category | Equivalent to C4-H / C5-M |
| Insulation class | I |
| Ambient operating temperature | -40°C - +90°C |
| Ambient storage temperature | -50°C - +90°C |



DIRECTIVES

2014/35/EU (LVD)

PRODUCT STANDARDS

IEC/EN 60670-1
IEC/EN 60670-22
IEC/EN 62208




ALUCASE

Combinable boxes in marine aluminium



Blind junction boxes
in marine aluminium with back plate
IP67

| Outer dimensions (mm) | Window type | Palazzoli code | Pack Qty |
|-----------------------|--|----------------|----------|
| 92x92x42 | | 511110* | 1 |
| 125x125x63 | | 511210 | 1 |
| 185x125x63 | | 511220 | 1 |
| 155x155x63 | | 521210 | 1 |
| 185x185x95 | | 511310 | 1 |
| 252x185x95 | | 511320 | 1 |
| 220x220x95 |  blind walls | 521310 | 1 |
| 252x252x140 | | 511410 | 1 |
| 295x295x105 | | 521420 | 1 |
| 315x252x140 | | 511420 | 1 |
| 315x315x140 | | 511510 | 1 |
| 373x373x140 | | 511610 | 1 |













*Box without back plate.

Features: 185x185 and larger boxes with IP66 rating.

Technical accessories:




Windowed junction boxes
in marine aluminium with back plate
IP67

| Outer dimensions (mm) | Window type | Palazzoli code | Pack Qty |
|-----------------------|---|----------------|----------|
| 125x125x63 |  | 511214 | 1 |
| 155x155x63 |  | 521214 | 1 |
| 185x185x95 |  | 511314 | 1 |
| 252x185x95 |  | 511324 | 1 |
| 220x220x95 |  | 521314 | 1 |
| 252x252x140 |  | 511414 | 1 |
| 315x252x140 |  | 511424 | 1 |
| 507x252x140 |  | 511452 | 1 |
| 295x295x105 |  | 521414 | 1 |
| 315x315x140 |  | 511514 | 1 |
| 373x373x140 |  | 511614 | 1 |
| 507x373x140 | | 511634 | 1 |
| 630x507x140 |  | 511824 | 1 |

Equipment included: free windows with gaskets in non-ageing elastomer and screws for applying accessories or for coupling with other boxes.

Features: 185x185 and larger boxes with IP66 rating.

Technical accessories:





ALUCASE

Combinable boxes in aluminium



Low blind covers for ALUCASE boxes IP67

| For boxes with dimensions (mm) | Cover height (mm) | Palazzoli code | Pack Qty |
|--------------------------------|-------------------|----------------|----------|
| 92x92 | 23 | 515111 | 1 |
| 125x125 | 10 | 515200 | 1 |
| 185x125 | 25 | 515221 | 1 |
| 155x155 | 10 | 525200 | 1 |
| 185x185 | 10 | 515300 | 1 |
| 220x220 | 13 | 525300 | 1 |
| 252x252 | 25 | 515411 | 1 |
| 507x252 | 53 | 515453 | 1 |
| 295x295 | 18 | 525410 | 1 |
| 315x315 | 53 | 515512 | 1 |
| 373x373 | 25 | 515610 | 1 |
| 507x373 | 53 | 515632 | 1 |
| 630x507 | 53 | 515822 | 1 |

Equipment included: complete with non-ageing gasket and captive stainless steel fixing screws.

Features: covers with dimensions 185x185 and larger are IP66.



High blind covers for ALUCASE boxes IP67

| For boxes with dimensions (mm) | Cover height (mm) | Palazzoli code | Pack Qty |
|--------------------------------|-------------------|----------------|----------|
| 92x92 | 35 | 515112 | 1 |
| 185x92 | 50 | 515144 | 1 |
| 125x125 | 50 | 515214 | 1 |
| 185x125 | 50 | 515224 | 1 |
| 185x185 | 50 | 515313 | 1 |
| 252x185 | 57 | 515323 | 1 |
| 252x252 | 57 | 515413 | 1 |
| 315x252 | 53 | 515423 | 1 |
| 373x373 | 80 | 515613 | 1 |
| 507x373 | 165 | 515637 | 1 |

Equipment included: complete with non-ageing gasket and captive stainless steel fixing screws.

Features: the height of the cover allows to insert MCCB inside. Covers with dimensions 185x185 and larger are rated IP66.



Covers with transparent window and DIN rail for ALUCASE boxes IP67

| For boxes with dimensions (mm) | Height (mm) | No. of DIN modules | Palazzoli code | Pack Qty |
|--------------------------------|-------------|--------------------|----------------|----------|
| 125x125 | 80 | 4 | 518204 | 1 |
| 185x125 | 80 | 6.5 | 518206 | 1 |
| 185x185 | 80 | 7.5 | 518207 | 1 |
| 252x185 | 80 | 11 | 518211 | 1 |

Equipment included: complete with non-ageing gasket and captive stainless steel fixing screws and DIN rail.

Features: when fitted in the box they allow the installation of modular devices. Covers with dimensions 185x185 and larger are rated IP66. Padlockable lid and with tamper-proof screw.



Transparent lids in polycarbonate for modular devices

| No. of DIN modules | Dimensions (mm) | Palazzoli code | Pack Qty |
|--------------------|-----------------|----------------|----------|
| 4 | 92x84x30 | 538610 | 10 |
| 6.5 or 7.5 | 152x84x30 | 538620 | 10 |
| 9 or 11 | 214x84x30 | 538630 | 5 |

Features: padlockable lid with tamper-proof screw.

Technical accessories:





ALUCASE

Combinable boxes in aluminium



Flat blind flanges in steel for windowed walls IP67

| For windows | Projection (mm) | Palazzoli code | Pack Qty |
|-------------|-----------------|----------------|----------|
| F0 | 2.5 | 540090 | 5 |
| F1 | 5.5 | 540091 | 5 |
| F3 | 6 | 540033 | 2 |
| F4 | 6 | 540034 | 2 |
| F5 | 7 | 540035 | 2 |
| F6 | 8 | 540036 | 1 |

Uses: they close unused windows. Holes can be drilled for applying cable glands.



Raised closing flanges in aluminium alloy for windowed walls IP67

| For windows | Projection (mm) | Palazzoli code | Pack Qty |
|-------------|-----------------|----------------|----------|
| F1 | 32 | 540061 | 1 |
| F3 | 50 | 540063 | 1 |
| F4 | 50 | 540064 | 1 |
| F5 | 80 | 540065 | 1 |
| F6 | 80 | 540066 | 1 |

Uses: they close unused windows. They facilitate the wiring as they increase the internal volume of the enclosure.



Flanges in aluminium alloy with metric threading and cable gland for windowed walls IP66/IP67/IP69

| For windows | Threading type | Tightening diameter (mm) | Palazzoli code | Pack Qty |
|-------------|----------------|--------------------------|----------------|----------|
| F0 | M25 | 9-18 | 541050 | 1 |
| F1 | M25 | 9-18 | 541055 | 1 |
| F1 | M32 | 14-25 | 540180 | 1 |
| F3 | M40 | 18-32 | 540190 | 1 |
| F3 | M50 | 24-39 | 540191 | 1 |
| F4 | M40 | 18-32 | 540193 | 1 |
| F5 | M50 | 24-39 | 540195 | 1 |



Flanges in aluminium alloy with double gas threading and cable gland for windowed walls IP67

| For windows | Thread type | Cable entry diameter (mm) | Projection (mm) | Palazzoli code | Pack Qty |
|-------------|-------------|---------------------------|-----------------|----------------|----------|
| F0 | 1/2" | 8-13 | 36 | 541040 | 1 |
| F1 | 3/4" | 12-16 | 57 | 540161 | 1 |

Uses: suitable for entry with threaded pipes.



One way junctions in aluminium alloy for windowed walls

| For windows | Projection (mm) | For cables ø (mm) | Palazzoli code | Pack Qty |
|-------------|-----------------|-------------------|----------------|----------|
| F3 | 110 | 42 | 544033 | 1 |
| F4 | 140 | 54 | 544034 | 1 |
| F5 | 160 | 65 | 544035 | 1 |
| F6 | 250 | 80 | 544036 | 1 |

Uses: suitable for entry with unthreaded pipes or cables.




90° angled one way junctions in aluminium alloy for windowed walls

| For windows | Projection (mm) | Internal hole ø (mm) | Palazzoli code | Pack Qty |
|-------------|-----------------|----------------------|----------------|----------|
| F1 | 53 | 32 | 545081 | 1 |
| F3 | 83 | 54 | 545083 | 1 |
| F4 | 93 | 60 | 545084 | 1 |
| F5 | 137 | 65 | 545085 | 1 |
| F6 | 137 | 65 | 545086 | 1 |

Uses: suitable for entry with unthreaded pipes or cables.



Steel reducers for windows IP67


| Shape | Reducer type for window | Reducer type for window | Thickness (mm) | Palazzoli code | Pack Qty |
|---|-------------------------|-------------------------|----------------|----------------|----------|
|  | F5 | F4 | 5 | 547054 | 1 |

Uses: boxes and socket-outlets can be interfaced with different windows.



FIREBOX

Fire-resistant boxes E30 - E60 - E90



| | |
|--------------------------------------|--|
| Body material | Steel Technopolymer Halogen free |
| Surface finish | Painted (steel) |
| Colour | RAL2003 Pastel orange |
| Protection rating | IP66 (steel) IP56 (technopolymer) |
| Impact resistance | IK10 (steel) IK08 (technopolymer) |
| Resistance to abnormal heat and fire | 650°C (technopolymer) |
| Insulation class | I (steel) II (technopolymer) |
| Ambient operating temperature | -40°C - +70°C (steel) -25°C - +50°C (technopolymer) |
| Ambient storage temperature | -50 °C - +90 °C (steel) -30 °C - +70 °C (technopolymer) |
| Insulation voltage | 690V |
| Line cable cross-section | 6 - 35 mm ² |
| Functional maintenance | 830°C 120' IEC 60331-1 E30 - E60 - E90 DIN 4102 -12 |



DIRECTIVES

2014/35/EU (LVD)
2011/65/EU (RoHS)
2012/19/EU (WEEE)

PRODUCT STANDARDS

IEC/EN 60670-1
IEC 60331-1
DIN 4102-12
EN 60670-22



FIREBOX

Fire-resistant boxes E30 - E60 - E90




Fire-resistant junction boxes in technopolymer
830 °C 120' / 1000 °C 90'
IP56

| Outer dimensions (mm) | Hole type | Palazzoli code | Pack Qty |
|-----------------------|-----------|----------------|----------|
| 160x120x75 | | 151700 | 1 |
| 200x155x75 | | 151702 | 1 |
| 250x185x130 | | 151703 | 1 |

Equipment included: 4 cable grommets.

Features: blind walls with M20, M25, M32, M40 knock-out opening.

Technical accessories:



Fire-resistant junction boxes in steel
830 °C 120' / 1000 °C 90'
IP66

| Outer dimensions (mm) | Hole type | Palazzoli code | Pack Qty |
|-----------------------|-----------|----------------|----------|
| 150x150x90 | | 151301 | 1 |
| 250x250x130 | | 151304 | 1 |

Equipment included: 4 cable grommets.

Features: wall inlet holes. Code 151301 prepared for 1 fuse holder base; code 151304 prepared for 2 fuse holder bases.

Technical accessories:



CODE 151304 WITH FUSE HOLDER BASE AND TERMINALS



Fire-resistant ceramic branch terminals for power lines

| Terminal type | Entry cable cross-section (mm ²) | Palazzoli code | Pack Qty |
|---------------|--|----------------|----------|
| single | 2,5 - 6 | 151711 | 1 |
| | 6,0 - 10 | 151712 | 1 |
| | 10 - 16 | 151713 | 1 |
| double | 0,5 - 6 | 151721 | 1 |
| | 10 - 16 | 151722 | 1 |
| | 20 - 35 | 151723 | 1 |



Fire-resistant branch terminal for signal lines

| No. of poles for section (mm ²) | Entry cable cross-section (mm ²) | Palazzoli code | Pack Qty |
|---|--|----------------|----------|
| 20 x 0.5 | up to 0.5 | 151791 | 1 |



Fire-resistant ceramic fuse holder base

| Fuse type | Rated max current (A) | Palazzoli code | Pack Qty |
|-----------|-----------------------|----------------|----------|
| D01 | 16 | 151792 | 1 |



UNI

Cable glands in technopolymer and nickel-plated brass

| | |
|-------------------------------|--|
| Body material | Polyamide (technopolymer version) Nickel-plated (brass version) Neoprene (gasket) Galvanised steel (adaptors) |
| Colour | RAL 7035 Light grey (technopolymer) |
| Protection rating | IP67 - IP68 |
| Ambient operating temperature | -30°C - +100°C (cable glands in insulating material) -30°C - +90°C (adaptors in insulating materials) |
| Ambient storage temperature | -40°C - +100°C (brass) |



DIRECTIVES

2014/35/EU (LVD)

PRODUCT STANDARDS

IEC/EN 62444



Cable glands in insulating material with metric pitch IP68

| Threading | Max. mounting hole (mm) | Tightening diameter (mm) | Thread length (mm) | Palazzoli code | Pack Qty |
|-----------|-------------------------|--------------------------|--------------------|----------------|----------|
| M12x1,5 | 12.5 | 2.5-6.5 | 8 | 581012 | 100 |
| M16x1.5 | 16.5 | 3.5-10 | 10 | 581016 | 50 |
| M20x1.5 | 20.5 | 7-14 | 10 | 581020 | 50 |
| M25x1.5 | 25.5 | 9-18 | 10 | 581025 | 25 |
| M32x1,5 | 32.5 | 14-25 | 10 | 581032 | 20 |
| M40x1.5 | 40.5 | 18-32 | 10 | 581040 | 10 |
| M50x1.5 | 50.5 | 24-38.5 | 12 | 581050 | 5 |
| M63x1.5 | 63.5 | 35-48 | 12 | 581063 | 5 |



Cable glands in insulating material with metric pitch and long threading IP68

| Threading | Max. mounting hole (mm) | Tightening diameter (mm) | Thread length (mm) | Palazzoli code | Pack Qty |
|-----------|-------------------------|--------------------------|--------------------|----------------|----------|
| M12x1,5 | 12.5 | 2.5-6.5 | 15 | 581112 | 100 |
| M16x1.5 | 16.5 | 3.5-10 | 15 | 581116 | 50 |
| M20x1.5 | 20.5 | 7-14 | 15 | 581120 | 50 |
| M25x1.5 | 25.5 | 9-18 | 15 | 581125 | 25 |
| M32x1,5 | 32.5 | 14-25 | 15 | 581132 | 20 |
| M40x1.5 | 40.5 | 18-32 | 15 | 581140 | 10 |
| M50x1.5 | 50.5 | 24-38.5 | 15 | 581150 | 5 |
| M63x1.5 | 63.5 | 35-48 | 15 | 581163 | 5 |

Uses: for cable/conduit entry into boxes with very thick walls.



Screwcaps in insulating material with metric pitch IP68

| Threading | Max. mounting hole (mm) | Thread length (mm) | Palazzoli code | Pack Qty |
|-----------|-------------------------|--------------------|----------------|----------|
| M12x1,5 | 12.5 | 10 | 581312 | 1 |
| M16x1.5 | 16.5 | 15 | 581316 | 1 |
| M20x1.5 | 20.5 | 15 | 581320 | 1 |
| M25x1.5 | 25.5 | 15 | 581325 | 1 |
| M32x1,5 | 32.5 | 15 | 581332 | 1 |
| M40x1.5 | 40.5 | 18 | 581340 | 1 |
| M50x1.5 | 50.5 | 18 | 581350 | 1 |
| M63x1.5 | 63.5 | 18 | 581363 | 1 |



Locknuts in insulating material with metric pitch

| Threading | Palazzoli code | Pack Qty |
|-----------|----------------|----------|
| M12x1,5 | 581212 | 50 |
| M16x1.5 | 581216 | 50 |
| M20x1.5 | 581220 | 50 |
| M25x1.5 | 581225 | 50 |
| M32x1,5 | 581232 | 50 |
| M40x1.5 | 581240 | 20 |
| M50x1.5 | 581250 | 10 |
| M63x1.5 | 581263 | 5 |



UNI

Cable glands in technopolymer and nickel-plated brass



Cable glands in insulating material
with Pg threading
IP68

| Pg | Max. mounting hole (mm) | Tightening diameter (mm) | Thread length (mm) | Palazzoli code | Pack Qty |
|------|-------------------------|--------------------------|--------------------|----------------|----------|
| 7 | 13 | 2.5-6.5 | 8 | 571007 | 100 |
| 9 | 16 | 2.5-8 | 8 | 571009 | 50 |
| 11 | 19 | 3.5-10 | 8 | 571011 | 50 |
| 13.5 | 21 | 5-12 | 9 | 571013 | 50 |
| 16 | 23 | 7-14 | 10 | 571016 | 50 |
| 21 | 29 | 9-18 | 11 | 571021 | 25 |
| 29 | 38 | 14-25 | 11 | 571029 | 20 |
| 36 | 48 | 18-32 | 13 | 571036 | 10 |
| 42 | 55 | 24-38.5 | 13 | 571042 | 5 |
| 48 | 61 | 35-48 | 14 | 571048 | 5 |



Cable glands in insulating material
with Pg pitch and long threading
IP68

| Pg | Max. mounting hole (mm) | Tightening diameter (mm) | Thread length (mm) | Palazzoli code | Pack Qty |
|------|-------------------------|--------------------------|--------------------|----------------|----------|
| 7 | 13 | 3-6 | 15 | 571107 | 50 |
| 9 | 16 | 5-8 | 15 | 571109 | 50 |
| 11 | 19 | 6-10 | 15 | 571111 | 50 |
| 13.5 | 21 | 8-12 | 15 | 571113 | 50 |
| 16 | 23 | 10-14 | 15 | 571116 | 50 |
| 21 | 29 | 11.5-18 | 15 | 571121 | 20 |
| 29 | 38 | 15-24 | 15 | 571129 | 20 |
| 36 | 48 | 24-34 | 18 | 571136 | 10 |
| 42 | 55 | 34-42 | 18 | 571142 | 10 |
| 48 | 61 | 37-45 | 18 | 571148 | 10 |



Screwcaps in insulating material
with Pg threading
IP67

| Pg | Max. mounting hole (mm) | Thread length (mm) | Palazzoli code | Pack Qty |
|------|-------------------------|--------------------|----------------|----------|
| 13.5 | 21 | 9 | 580230 | 100 |
| 16 | 23 | 9 | 580231 | 100 |
| 21 | 29 | 10 | 580232 | 100 |
| 29 | 38 | 12 | 580233 | 50 |
| 36 | 48 | 14 | 580234 | 25 |



Locknuts in insulating material
with Pg threading

| Pg | Palazzoli code | Pack Qty |
|------|----------------|----------|
| 7 | 571207 | 50 |
| 9 | 571209 | 50 |
| 11 | 571211 | 50 |
| 13.5 | 571213 | 50 |
| 16 | 571216 | 50 |
| 21 | 571221 | 25 |
| 29 | 571229 | 20 |
| 36 | 571236 | 10 |
| 42 | 571242 | 5 |
| 48 | 571248 | 5 |



Screwcaps with anti-condensation filter
with Pg threading
IP54

| Pg | Max. mounting hole (mm) | Thread length (mm) | Palazzoli code | Pack Qty |
|----|-------------------------|--------------------|----------------|----------|
| 16 | 23 | 13 | 580211 | 1 |
| 21 | 29 | 13 | 580212 | 1 |
| 29 | 38 | 16 | 580213 | 1 |

Equipment included: inclusive of threaded shade ring, stainless steel sponge filter, gasket and nut.

Features: the cap must be mounted with the opening facing downwards.

Uses: particularly suitable in environments with high humidity.



UNI

Cable glands in technopolymer and nickel-plated brass



Cable glands in nickel-plated brass with metric threading IP68

| Threading | Max. mounting hole (mm) | Tightening diameter (mm) | Thread length (mm) | Palazzoli code | Pack Qty |
|-----------|-------------------------|--------------------------|--------------------|----------------|----------|
| M12x1.5 | 12.5 | 2.5-6.5 | 6.5 | 582012 | 100 |
| M16x1.5 | 16.5 | 4-9.5 | 7 | 582016 | 50 |
| M20x1.5 | 20.5 | 7-13 | 8 | 582020 | 50 |
| M25x1.5 | 25.5 | 8-16 | 8 | 582025 | 25 |
| M32x1.5 | 32.5 | 11-21 | 9 | 582032 | 20 |
| M40x1.5 | 40.5 | 15-27 | 9 | 582041 | 10 |
| M50x1.5 | 50.5 | 22-35 | 10 | 582050 | 5 |



Screw caps in nickel-plated brass with metric threading IP68

| Threading | Max. mounting hole (mm) | Thread length (mm) | Palazzoli code | Pack Qty |
|-----------|-------------------------|--------------------|----------------|----------|
| M12x1.5 | 12.5 | 5 | 582312 | 100 |
| M16x1.5 | 16.5 | 6 | 582316 | 100 |
| M20x1.5 | 20.5 | 6.5 | 582320 | 100 |
| M25x1.5 | 25.5 | 7 | 582325 | 100 |
| M32x1.5 | 32.5 | 8 | 582332 | 50 |
| M40x1.5 | 40.5 | 9 | 582340 | 50 |
| M50x1.5 | 50.5 | 10 | 582350 | 25 |
| M63x1.5 | 63.5 | 10 | 582363 | 25 |



Cable glands in nickel-plated brass with metric threading with long thread IP68

| Threading | Max. mounting hole (mm) | Tightening diameter (mm) | Thread length (mm) | Palazzoli code | Pack Qty |
|-----------|-------------------------|--------------------------|--------------------|----------------|----------|
| M12x1.5 | 12.5 | 2.5-6.5 | 15 | 582112 | 100 |
| M16x1.5 | 16.5 | 4-9.5 | 15 | 582116 | 50 |
| M20x1.5 | 20.5 | 7-13 | 15 | 582120 | 50 |
| M25x1.5 | 25.5 | 8-16 | 15 | 582125 | 25 |
| M32x1.5 | 32.5 | 11-21 | 15 | 582132 | 20 |
| M40x1.5 | 40.5 | 15-27 | 15 | 582141 | 10 |
| M50x1.5 | 50.5 | 22-35 | 15 | 582150 | 5 |
| M63x1.5 | 63.5 | 35-48 | 15 | 582163 | 5 |



Locknuts in nickel-plated brass with metric threading

| Threading | Palazzoli code | Pack Qty |
|-----------|----------------|----------|
| M12x1.5 | 582212 | 50 |
| M16x1.5 | 582216 | 50 |
| M20x1.5 | 582220 | 50 |
| M25x1.5 | 582225 | 25 |
| M32x1.5 | 582232 | 20 |
| M40x1.5 | 582240 | 10 |
| M50x1.5 | 582250 | 10 |
| M63x1.5 | 582263 | 5 |



UNI

Cable glands in technopolymer and nickel-plated brass



Cable gland in nickel-plated brass
with Pg threading
IP68

| Pg | Max. mounting hole (mm) | Tightening diameter (mm) | Thread length (mm) | Palazzoli code | Pack Qty |
|------|-------------------------|--------------------------|--------------------|----------------|----------|
| 7 | 13 | 2.5-6.5 | 5 | 572007 | 50 |
| 9 | 15,5 | 4-9.5 | 6 | 572009 | 50 |
| 11 | 19 | 6-11,5 | 6 | 572011 | 50 |
| 13.5 | 21 | 7-13 | 6.5 | 572013 | 50 |
| 16 | 23 | 8-15 | 6.5 | 572016 | 50 |
| 21 | 29 | 11-19 | 7 | 572021 | 20 |
| 29 | 37.5 | 16-26 | 8 | 572029 | 20 |
| 36 | 47.5 | 22-34.5 | 9 | 572036 | 10 |
| 42 | 54.5 | 27-40 | 10 | 572042 | 5 |



Cable gland in nickel-plated brass
with Pg threading with long thread
IP68

| Pg | Max. mounting hole (mm) | Tightening diameter (mm) | Thread length (mm) | Palazzoli code | Pack Qty |
|------|-------------------------|--------------------------|--------------------|----------------|----------|
| 7 | 13 | 2.5-6.5 | 12 | 572107 | 50 |
| 9 | 15,5 | 4-9.5 | 12 | 572109 | 50 |
| 11 | 19 | 6-11,5 | 12 | 572111 | 50 |
| 13.5 | 21 | 7-13 | 12 | 572113 | 50 |
| 16 | 23 | 8-15 | 12 | 572116 | 50 |
| 21 | 29 | 11-19 | 12 | 572121 | 20 |
| 29 | 37.5 | 16-26 | 15 | 572129 | 20 |
| 36 | 47.5 | 22-34.5 | 15 | 572136 | 10 |
| 42 | 54.5 | 27-40 | 15 | 572142 | 5 |
| 48 | 60 | 35-48 | 15 | 572148 | 5 |



Screwcaps in nickel-plated brass
with Pg threading
IP68

| Pg | Max. mounting hole (mm) | Thread length (mm) | Palazzoli code | Pack Qty |
|------|-------------------------|--------------------|----------------|----------|
| 7 | 13 | 5 | 572307 | 50 |
| 9 | 15,5 | 6 | 572309 | 50 |
| 11 | 19 | 6 | 572311 | 50 |
| 13.5 | 21 | 6.5 | 572313 | 50 |
| 16 | 23 | 6.5 | 572316 | 25 |
| 21 | 29 | 7 | 572321 | 20 |
| 29 | 37.5 | 8 | 572329 | 15 |
| 36 | 47.5 | 9 | 572336 | 10 |
| 42 | 54.5 | 10 | 572342 | 10 |
| 48 | 60 | 10 | 572348 | 10 |



Locknuts in nickel-plated brass
with Pg threading

| Pg | Palazzoli code | Pack Qty |
|------|----------------|----------|
| 7 | 572207 | 50 |
| 9 | 572209 | 50 |
| 11 | 572211 | 50 |
| 13.5 | 572213 | 50 |
| 16 | 572216 | 50 |
| 21 | 572221 | 20 |
| 29 | 572229 | 20 |
| 36 | 572236 | 10 |
| 42 | 572242 | 5 |
| 48 | 572248 | 5 |



CONTACT

Terminal blocks

| | |
|---------------------------------|--|
| Body material | Ceramic (supports) Brass (contacts) |
| Rated impulse-withstand voltage | 6kV |
| Ambient operating temperature | -50°C - +100°C |
| Ambient storage temperature | -50°C - +100°C |



DIRECTIVES

2014/35/EU (LVD)
2011/65/EU (RoHS)
2012/19/EU (WEEE)

PRODUCT STANDARDS

IEC/EN 60999-1
IEC/EN 60999-2
IEC/EN 60300

Technical features of saddle terminal blocks:

| Rated cross-section (mm ²) | Rated current (A) | Entry cable cross-section (mm ²) | Tightening torque (Nm) |
|--|-------------------|--|------------------------|
| 16 | 76 | 6 - 16 | 0.8 |
| 25 | 101 | 10 - 25 | 1.2 |
| 35 | 125 | 16 - 35 | 1.2 |
| 70 | 192 | 50 - 70 | 2 |
| 120 | 269 | 95 - 120 | 2.5 |
| 240 | 415 | 150 - 240 | 6 |
| 300 | 520 | 240 - 300 | 6 |

Technical features of terminal blocks on metal bar:

| Rated cross-section (mm ²) | Rated current (A) | Entry cable cross-section (mm ²) | Tightening torque (Nm) |
|--|-------------------|--|------------------------|
| 6 | 41 | 1,5 - 6 | 0.8 |
| 16 | 76 | 4 - 16 | 1.2 |



Terminal blocks with saddle terminals for back plates 500V

| Box min. dimensions (mm) | | No. of poles per section | Palazzoli code | Pack Qty |
|--------------------------|---------|--------------------------|----------------|----------|
| TAISBOX | ALUCASE | | | |
| 125x92 | 92x92 | 3x16 mm ² | 159030 | 1 |
| 185x125 | 125x125 | 3x25 mm ² | 159032 | 1 |
| | 155x155 | 3x35 mm ² | 159033 | 5 |
| 190x185 | 185x185 | 3x70 mm ² | 159034 | 1 |
| 250x250 | 220x220 | 3x120 mm ² | 159035 | 1 |
| 370x250 | 295x295 | 3x240 mm ² | 159036 | 1 |
| 500x370 | 373x373 | 3x300 mm ² | 159037 | 1 |
| 185x125 | 125x125 | 4x16 mm ² | 159040 | 10 |
| | 155x155 | 4x25 mm ² | 159042 | 5 |
| 190x185 | 185x185 | 4x35 mm ² | 159043 | 1 |
| 250x250 | 220x220 | 4x70 mm ² | 159044 | 1 |
| 370x250 | 295x295 | 4x120 mm ² | 159045 | 1 |
| 500x370 | 373x373 | 4x240 mm ² | 159046 | 1 |




Terminal blocks in ceramic on metallic bar for TAISBOX 400V

| For boxes with dimensions (mm) | No. of poles per section | Palazzoli code | Pack Qty |
|--------------------------------|--------------------------|----------------|----------|
| 92x92 | 4x6 mm ² | 532725 | 1 |
| 92x125, 92x185 | 4x6 mm ² | 532745 | 1 |
| 125x125, 125x185 | 4x16 mm ² | 532747 | 1 |

Features: codes 532735 and 532755 in insulating material.

Technical accessories:





Control

STANDARD APPLICATIONS



CAM-SZ

Wall-mounted isolator switches in technopolymer
Page 178



CAM-SZ

Isolator switches for base mounting and back panel mounting
Page 179



CAM-ST

Multi-diagram cam switches
Page 181



ALARM

Sirens and bells in aluminium alloy
Page 210

HEAVY-DUTY APPLICATIONS



CAM-TAIS

Rotary switches in thermosetting GRP
Page 184



CAM-ALUPRES

Rotary switches in marine aluminium alloy
Page 186



CAM-FIRE

Fire resistant rotary switches in aluminium alloy
Page 189



CAM

Multi-diagram cam switches
Page 191



TAIS MIGNON

Small devices in thermosetting GRP
Page 200



RONDÒ

Small devices in aluminium alloy
Page 208

CAM-SZ





CAM-SZ

Wall-mounted isolator switches in technopolymer

ADVANTAGES



1

The CAM-SZ series is of the AC3 - AC23A category and is suitable for highly inductive loads. The switch is designed to accommodate two auxiliary contacts for remote signalling.

The yellow cover and the red handle are easily identifiable even in the presence of smoke.

2



CONTROL



3

A rational and complete range from 16A to 100A, in the control and emergency versions, with a large internal space that facilitates wiring and ensures maximum heat dissipation.

The handle, padlockable in the 0 and 1 positions, prevents unintended actuations.

4





CAM-SZ

Wall-mounted isolator switches in technopolymer

| | |
|--------------------------------------|--|
| Body material | Technopolymer |
| Colour | RAL 7035 Light grey (standard version) RAL 7042 Traffic grey (standard handle) RAL 1018 Zinc yellow (emergency cover) RAL 3020 Traffic red (emergency handle) |
| Protection rating | IP65 |
| Impact resistance | IK08 |
| Resistance to abnormal heat and fire | 960°C (switch) 650°C (enclosure) |
| Flammability class | V-0 (switch) HB (enclosure) |
| Insulation class | II |
| Ambient operating temperature | -25°C - +60°C |
| Ambient storage temperature | -40°C - +80°C |
| Rated current | 16A - 25A - 32A - 40A - 63A - 100A |
| Operating voltage | Up to 690V |
| Insulation voltage | 690V |
| Operating frequency | 50/60Hz |



DIRECTIVES

2014/35/EU (LVD)
2011/65/EU (RoHS)
2012/19/EU (WEEE)

PRODUCT STANDARDS

IEC/EN 60947-1
IEC/EN 60947-3
IEC/EN 63000

| Rated operating current: | | 16A | 25A | 32A | 40A | 63A | 100A | |
|---------------------------------|------|-----|------|------|------|------|------|------|
| Thermal current I _{th} | | A | 16 | 25 | 32 | 40 | 63 | 100 |
| AC-21A | 690V | A | 16 | 25 | 32 | 40 | 63 | 100 |
| AC-22A | 690V | | 16 | 25 | 32 | 40 | 63 | 100 |
| AC23A | 230V | A | 16 | 25 | 32 | 40 | 63 | 63 |
| | 400V | | | | | | | |
| | 500V | | | | | | | |
| | 690V | | | | | | | |
| AC23A | 230V | kW | 5.1 | 8.0 | 10.2 | 12.7 | 20.1 | 20.1 |
| | 400V | | 8.9 | 13.9 | 17.7 | 22.2 | 34.9 | 34.9 |
| | 500V | | 11.1 | 17.3 | 22.2 | 27.7 | 43.6 | 43.6 |
| | 690V | | 15.3 | 23.9 | 30.6 | 38.2 | 60.2 | 60.2 |
| AC3 | 230V | kW | 5.1 | 8.0 | 10.2 | 12.7 | 15.9 | 15.9 |
| | 400V | | 8.9 | 13.9 | 17.7 | 22.2 | 27.7 | 27.7 |
| | 500V | | 11.1 | 17.3 | 22.2 | 27.7 | 34.6 | 34.6 |
| | 690V | | 15.3 | 23.9 | 30.6 | 38.2 | 47.8 | 47.8 |

| Wiring data: | | 16A | 25A | 32A | 40A | 63A | 100A |
|---------------------------|-----------------|--------|-----|-----|--------|-----|------|
| Entry cable cross-section | mm ² | 1 - 10 | | | 6 - 35 | | |
| Tightening torque | Nm | 2 | | | 3 | | |



Wall-mounted emergency isolator switches in technopolymer IP65



| Rated current (A) | Poles | CAM scheme | Palazzoli code | Pack Qty |
|-------------------|-------|------------|----------------|----------|
| 16 | 2 | 1 | 208162 | 1 |
| | 3 | 2 | 208163 | 1 |
| | 4 | 3 | 208164 | 1 |
| 25 | 3 | 2 | 208253 | 1 |
| | 4 | 3 | 208254 | 1 |
| 32 | 2 | 1 | 208322 | 1 |
| | 3 | 2 | 208323 | 1 |
| | 4 | 3 | 208324 | 1 |
| 40 | 3 | 2 | 208403 | 1 |
| | 4 | 3 | 208404 | 1 |
| 63 | 3 | 2 | 208633 | 1 |
| | 4 | 3 | 208634 | 1 |
| 100 | 3 | 2 | 208103 | 1 |
| | 4 | 3 | 208104 | 1 |

Equipment included: complete with terminal cover.
Features: handle padlockable in position 0.




Wall-mounted control isolator switches in technopolymer IP65



| Rated current (A) | Poles | CAM scheme | Palazzoli code | Pack Qty |
|-------------------|-------|------------|----------------|----------|
| 16 | 2 | 1 | 209162 | 1 |
| | 3 | 2 | 209163 | 1 |
| | 4 | 3 | 209164 | 1 |
| 25 | 3 | 2 | 209253 | 1 |
| | 4 | 3 | 209254 | 1 |
| 32 | 2 | 1 | 209322 | 1 |
| | 3 | 2 | 209323 | 1 |
| 40 | 4 | 3 | 209324 | 1 |
| | 3 | 2 | 209403 | 1 |
| | 4 | 3 | 209404 | 1 |
| 63 | 3 | 2 | 209633 | 1 |
| | 4 | 3 | 209634 | 1 |
| 100 | 3 | 2 | 209103 | 1 |
| | 4 | 3 | 209104 | 1 |

Equipment included: complete with terminal cover.
Features: handle padlockable in position 0 and 1.

Technical accessories:



page 179

page 170



CAM-SZ

Isolator switches for base mounting and back panel mounting



Emergency isolator switches with doorlock and yellow front plate for base mounting IP65



| Rated current (A) | Poles | CAM scheme | Front plate dimensions (mm) | Palazzoli code | Pack Qty |
|-------------------|-------|------------|-----------------------------|----------------|---------------|
| 16 | 2 | 1 | 67x67 | 265162 | 1 |
| | 3 | 2 | 67x67 | 265163 | 1 |
| | 4 | 3 | 67x67 | 265164 | 1 |
| 25 | 3 | 2 | 67x67 | 265253 | 1 |
| | 4 | 3 | 67x67 | 265254 | 1 |
| 32 | 2 | 1 | 67x67 | 265322 | 1 |
| | 3 | 2 | 67x67 | 265323 | 1 |
| | 4 | 3 | 67x67 | 265324 | 1 |
| 40 | 3 | 2 | 67x67 | 265403 | 1 |
| | 4 | 3 | 67x67 | 265404 | 1 |
| | 2 | 1 | 67x67 | 265632 | 1 |
| 63 | 3 | 2 | 67x67 | 265633 | 1 |
| | 4 | 3 | 67x67 | 265634 | 1 |
| | 100 | 3 | 2 | 67x67 | 265103 |
| 4 | | 3 | 67x67 | 265104 | 1 |

Features: IP20 terminals suitable for fastening cables without prior preparation of the conductors and without the use of terminals. The handles are padlockable in positions 0.
Uses: direct fixing on plate by means of screws or on DIN rail.



Emergency isolator switches with yellow front plate for base mounting IP65



| Rated current (A) | Poles | CAM scheme | Front plate dimensions (mm) | Palazzoli code | Pack Qty |
|-------------------|-------|------------|-----------------------------|----------------|---------------|
| 16 | 2 | 1 | 67x67 | 267162 | 1 |
| | 3 | 2 | 67x67 | 267163 | 1 |
| | 4 | 3 | 67x67 | 267164 | 1 |
| 25 | 3 | 2 | 67x67 | 267253 | 1 |
| | 4 | 3 | 67x67 | 267254 | 1 |
| 32 | 2 | 1 | 67x67 | 267322 | 1 |
| | 3 | 2 | 67x67 | 267323 | 1 |
| | 4 | 3 | 67x67 | 267324 | 1 |
| 40 | 3 | 2 | 67x67 | 267403 | 1 |
| | 4 | 3 | 67x67 | 267404 | 1 |
| | 2 | 1 | 67x67 | 267632 | 1 |
| 63 | 3 | 2 | 67x67 | 267633 | 1 |
| | 4 | 3 | 67x67 | 267634 | 1 |
| | 100 | 3 | 2 | 67x67 | 267103 |
| 4 | | 3 | 67x67 | 267104 | 1 |

Features: IP20 terminals suitable for clamping cables without prior preparation of the conductors and without the use of terminals. The handles are padlockable in the 0 position.
Notes: the auxiliary contacts cannot be used.



Black handle with grey front plate

| Front plate type | Rated current (A) | Flange dimensions (mm) | Palazzoli code | Pack Qty |
|------------------|-------------------|------------------------|----------------|----------|
| | 16-100 | 67x67 | 270909 | 1 |



Auxiliary contacts for switch status signalling

| Rated current (A) | Switch type | Contact type | Palazzoli code | Pack Qty |
|-------------------|-------------|-------------------|----------------|----------|
| 10 | 16A - 100A | 1 NC (Late break) | 270326 | 1 |
| | | 1 NO postponed | 270327 | 1 |
| | | 1 NC | 270330 | 1 |
| | | 1 NO | 270331 | 1 |
| | | 1 NO + 1 NC | 270332 | 1 |

Features: code 270332 consisting of 2 contacts.



Extension shafts for switches for base mounting 16A/100A

| Rated current (A) | Board diameter (mm) | Length (mm) | Palazzoli code | Pack Qty |
|-------------------|---------------------|-------------|----------------|----------|
| 16-100 | 6 | 225 | 270225 | 1 |
| | 6 | 350 | 270350 | 1 |
| | 6 | 500 | 270500 | 1 |

Notes: the auxiliary contacts cannot be used.



Adjustable spacer support kit in steel for base-mounting devices

| Min length (mm) | Max. length (mm) | Palazzoli code | Pack Qty |
|-----------------|------------------|----------------|----------|
| 97 | 168 | 270900 | 10 |

Features: it consists of 4 equal squares in galvanised steel with self-threading screws and washers.

Uses: it is used for fixing devices in the right position and height for correct coupling with the handle applied to the hatch.



CAM-ST

Multi-diagram cam switches



| | |
|--------------------------------------|--|
| Body material | Technopolymer |
| Colour | RAL 7035 Light grey |
| Protection rating | IP65 (handle) IP20 (terminals) |
| Impact resistance | IK08 |
| Resistance to abnormal heat and fire | 960°C (switch) 850°C (handle and front plate) |
| Flammability class | V-0 (switch) HB (handle and front plate) |
| Ambient operating temperature | -25°C - +60°C |
| Ambient storage temperature | -40°C - +80°C |
| Rated current | 12A - 16A - 20A - 25A - 32A - 40A - 63A |
| Operating voltage | Up to 690V |
| Insulation voltage | 690V |
| Operating frequency | 50/60Hz |

| Rated operating current: | | 12A | 16A | 20A | 25A | 32A | 40A | 63A | | | |
|---------------------------------|------|-----|-----|-----|------|------|------|------|------|------|------|
| Thermal current I _{th} | A | 12 | 16 | 20 | 25 | 32 | 40 | 63 | | | |
| AC-21A | 690V | 12 | 16 | 20 | 25 | 32 | 40 | 63 | | | |
| AC-22A | 690V | 12 | 16 | 20 | 25 | 32 | 40 | 63 | | | |
| AC-23A | 230V | A | 10 | 14 | 18 | 20 | 32 | 40 | 63 | | |
| | 400V | | A | 6 | 10 | 12 | 16 | 25 | 32 | 50 | |
| | 500V | | | kW | 3.2 | 4.5 | 5.7 | 6.4 | 10.2 | 12.7 | 20.1 |
| | 600V | | | | 5.5 | 7.8 | 10 | 11.1 | 17.7 | 22.2 | 34.9 |
| AC-23A | 230V | kW | 4.2 | 6.9 | 8.3 | 11.1 | 17.3 | 22.2 | 34.6 | | |
| | 400V | | 5 | 8.3 | 10 | 13.3 | 20.8 | 26.6 | 41.6 | | |
| | 500V | | kW | 2.5 | 3.8 | 5.1 | 5.7 | 8.9 | 11.2 | 17.8 | |
| | 600V | | | 4.4 | 6.7 | 8.9 | 10 | 15.5 | 19.4 | 31 | |
| AC-3 | 230V | kW | 4.2 | 6.9 | 8.3 | 11.1 | 17.3 | 22.2 | 34.6 | | |
| | 400V | | 5.7 | 9.6 | 11.5 | 15.3 | 23.9 | 30.6 | 47.8 | | |
| | 500V | | kW | 2.5 | 3.8 | 5.1 | 5.7 | 8.9 | 11.2 | 17.8 | |
| | 690V | | | 4.4 | 6.7 | 8.9 | 10 | 15.5 | 19.4 | 31 | |

| Wiring data: | | 12A | 16A | 20A | 25A | 32A | 40A | 63A |
|---------------------------|-----------------|---------|-----|-----|----------|-----|-----|-----|
| Entry cable cross-section | mm ² | 1,5 - 6 | | | 2,5 - 16 | | | |
| Tightening torque | Nm | 1 | | | 3 | | | |



DIRECTIVES

2014/35/EU (LVD)

PRODUCT STANDARDS

IEC/EN 60947-1
IEC/EN 60947-3



CAM-ST

Multi-diagram cam switches




Switches with grey front plate for base mounting IP65



| Rated current (A) | Poles | CAM scheme | Depth (mm) | Palazzoli code 48x48 | Palazzoli code 67x67 | Pack Qty |
|-------------------|-------|------------|------------|----------------------|----------------------|----------|
| 12 | 1 | 0 | 33 | 210121 | 211121 | 1 |
| | 2 | 1 | 33 | 210122 | 211122 | 1 |
| | 3 | 2 | 46 | 210123 | 211123 | 1 |
| | 4 | 3 | 46 | 210124 | 211124 | 1 |
| | 5 | 43 | 59 | 210125 | 211125 | 1 |
| | 6 | 44 | 59 | 210126 | 211126 | 1 |
| 16 | 1 | 0 | 33 | 210161 | 211161 | 1 |
| | 2 | 1 | 33 | 210162 | 211162 | 1 |
| | 3 | 2 | 46 | 210163 | 211163 | 1 |
| | 4 | 3 | 46 | 210164 | 211164 | 1 |
| | 5 | 43 | 59 | 210165 | 211165 | 1 |
| | 6 | 44 | 59 | 210166 | 211166 | 1 |
| 20 | 1 | 0 | 33 | 210201 | 211201 | 1 |
| | 2 | 1 | 33 | 210202 | 211202 | 1 |
| | 3 | 2 | 46 | 210203 | 211203 | 1 |
| | 4 | 3 | 46 | 210204 | 211204 | 1 |
| | 5 | 43 | 59 | 210205 | 211205 | 1 |
| | 6 | 44 | 59 | 210206 | 211206 | 1 |
| 25 | 1 | 0 | 33 | 210251 | 211251 | 1 |
| | 2 | 1 | 33 | 210252 | 211252 | 1 |
| | 3 | 2 | 46 | 210253 | 211253 | 1 |
| | 4 | 3 | 46 | 210254 | 211254 | 1 |
| | 5 | 43 | 59 | 210255 | 211255 | 1 |
| | 6 | 44 | 59 | 210256 | 211256 | 1 |
| 32 | 1 | 0 | 43 | | 212321 | 1 |
| | 2 | 1 | 60 | | 212322 | 1 |
| | 3 | 2 | 77 | | 212323 | 1 |
| | 4 | 3 | 94 | | 212324 | 1 |
| 40 | 1 | 0 | 43 | | 212401 | 1 |
| | 2 | 1 | 60 | | 212402 | 1 |
| | 3 | 2 | 77 | | 212403 | 1 |
| | 4 | 3 | 94 | | 212404 | 1 |
| 63 | 1 | 0 | 43 | | 212631 | 1 |
| | 2 | 1 | 60 | | 212632 | 1 |
| | 3 | 2 | 77 | | 212633 | 1 |
| | 4 | 3 | 94 | | 212634 | 1 |

Features: the 67x67 handles are padlockable in positions 0 and I.

Technical accessories:




Switches with padlockable yellow front plate for base mounting IP65



| Rated current (A) | Poles | CAM scheme | Depth (mm) | Palazzoli code 67x67 | Pack Qty |
|-------------------|-------|------------|------------|----------------------|----------|
| 12 | 3 | 2 | 46 | 214123 | 1 |
| | 4 | 3 | 46 | 214124 | 1 |
| 16 | 3 | 2 | 46 | 214163 | 1 |
| | 4 | 3 | 46 | 214164 | 1 |
| 20 | 3 | 2 | 46 | 214203 | 1 |
| | 4 | 3 | 46 | 214204 | 1 |
| 25 | 3 | 2 | 46 | 214253 | 1 |
| | 4 | 3 | 46 | 214254 | 1 |
| 32 | 3 | 2 | 60 | 214323 | 1 |
| | 4 | 3 | 60 | 214324 | 1 |
| 40 | 3 | 2 | 60 | 214403 | 1 |
| | 4 | 3 | 60 | 214404 | 1 |
| 63 | 3 | 2 | 60 | 214633 | 1 |
| | 4 | 3 | 60 | 214634 | 1 |

Features: the handles are padlockable in positions 0.

Technical accessories:




Two-way switches with grey front plate for base mounting IP65



| Rated current (A) | Poles | CAM scheme | Depth (mm) | Palazzoli code 48x48 | Palazzoli code 67x67 | Pack Qty |
|-------------------|-------|------------|------------|----------------------|----------------------|----------|
| 12 | 1 | 8 | 33 | 236121 | 237121 | 1 |
| | 2 | 9 | 46 | 236122 | 237122 | 1 |
| | 3 | 10 | 59 | 236123 | 237123 | 1 |
| 16 | 1 | 8 | 33 | 236161 | 237161 | 1 |
| | 2 | 9 | 46 | 236162 | 237162 | 1 |
| | 3 | 10 | 59 | 236163 | 237163 | 1 |
| 20 | 1 | 8 | 33 | 236201 | 237201 | 1 |
| | 2 | 9 | 46 | 236202 | 237202 | 1 |
| | 3 | 10 | 59 | 236203 | 237203 | 1 |
| 25 | 1 | 8 | 33 | 236251 | 237251 | 1 |
| | 2 | 9 | 46 | 236252 | 237252 | 1 |
| | 3 | 10 | 59 | 236253 | 237253 | 1 |

Technical accessories:





CAM-ST

Multi-diagram cam switches




Selector switches with grey front plate for base mounting IP65



| Rated current (A) | Poles | CAM scheme | Depth (mm) | Palazzoli code 48x48 | Palazzoli code 67x67 | Pack Qty |
|-------------------|-------|------------|------------|----------------------|----------------------|----------|
| 12 | 1 | 4 | 33 | 215121 | 216121 | 1 |
| | 2 | 5 | 46 | 215122 | 216122 | 1 |
| | 3 | 6 | 59 | 215123 | 216123 | 1 |
| | 4 | 7 | 72 | 215124 | 216124 | 1 |
| 16 | 1 | 4 | 33 | 215161 | 216161 | 1 |
| | 2 | 5 | 46 | 215162 | 216162 | 1 |
| | 3 | 6 | 59 | 215163 | 216163 | 1 |
| | 4 | 7 | 72 | 215164 | 216164 | 1 |
| 20 | 1 | 4 | 33 | 215201 | 216201 | 1 |
| | 2 | 5 | 46 | 215202 | 216202 | 1 |
| | 3 | 6 | 59 | 215203 | 216203 | 1 |
| | 4 | 7 | 72 | 215204 | 216204 | 1 |
| 25 | 1 | 4 | 33 | 215251 | 216251 | 1 |
| | 2 | 5 | 46 | 215252 | 216252 | 1 |
| | 3 | 6 | 59 | 215253 | 216253 | 1 |
| | 4 | 7 | 72 | 215254 | 216254 | 1 |
| 32 | 1 | 4 | 43 | | 217321 | 1 |
| | 2 | 5 | 60 | | 217322 | 1 |
| | 3 | 6 | 77 | | 217323 | 1 |
| | 4 | 7 | 94 | | 217324 | 1 |
| 40 | 1 | 4 | 43 | | 217401 | 1 |
| | 2 | 5 | 60 | | 217402 | 1 |
| | 3 | 6 | 77 | | 217403 | 1 |
| | 4 | 7 | 94 | | 217404 | 1 |
| 63 | 1 | 4 | 43 | | 217631 | 1 |
| | 2 | 5 | 60 | | 217632 | 1 |
| | 3 | 6 | 77 | | 217633 | 1 |
| | 4 | 7 | 94 | | 217634 | 1 |

Technical accessories:



page 183

page 183

page 183



Three-pole reversing switches with grey front plate for base mounting IP65



| Rated current (A) | CAM scheme | Depth (mm) | Palazzoli code 48x48 | Palazzoli code 67x67 | Pack Qty |
|-------------------|------------|------------|----------------------|----------------------|----------|
| 12 | 12 | 59 | 221123 | 222123 | 1 |
| 16 | 12 | 59 | 221163 | 222163 | 1 |
| 20 | 12 | 59 | 221203 | 222203 | 1 |
| 25 | 12 | 59 | 221253 | 222253 | 1 |
| 32 | 12 | 77 | | 223323 | 1 |
| 40 | 12 | 77 | | 223403 | 1 |
| 63 | 12 | 77 | | 223633 | 1 |



Dahlander pole selector switches with grey front plate for base mounting IP65



| Rated current (A) | CAM scheme | Depth (mm) | Palazzoli code 48x48 | Palazzoli code 67x67 | Pack Qty |
|-------------------|------------|------------|----------------------|----------------------|----------|
| 12 | 66 | 72 | 381123 | 382123 | 1 |
| 16 | 66 | 72 | 381163 | 382163 | 1 |
| 20 | 66 | 72 | 381203 | 382203 | 1 |
| 25 | 66 | 72 | 381253 | 382253 | 1 |




Star-delta starters with grey front plate for base mounting IP65



| Rated current (A) | CAM scheme | Depth (mm) | Palazzoli code 48x48 | Palazzoli code 67x67 | Pack Qty |
|-------------------|------------|------------|----------------------|----------------------|----------|
| 12 | 13 | 72 | 218123 | 219123 | 1 |
| 16 | 13 | 72 | 218163 | 219163 | 1 |
| 20 | 13 | 72 | 218203 | 219203 | 1 |
| 25 | 13 | 72 | 218253 | 219253 | 1 |
| 32 | 13 | 94 | | 220323 | 1 |
| 40 | 13 | 94 | | 220403 | 1 |
| 63 | 13 | 94 | | 220633 | 1 |

Technical accessories:



page 183

page 183

page 183



CAM-ST

Multi-diagram cam switches



Adaptor for mounting 12 A to 25A devices with screws on a 22 mm Ø hole

| Front plate dimensions (mm) | Colour | Palazzoli code | Pack Qty |
|-----------------------------|--------------|----------------|----------|
| 48x48 | black | 270237 | 1 |
| 67x67 | black | 270239 | 1 |
| | yellow / red | 270240 | 1 |



Adaptor for base mounting or installation on DIN rail

| Rated current (A) | Width (mm) | Palazzoli code | Pack Qty |
|-------------------|------------|----------------|----------|
| 12-25 | 54 | 270236 | 1 |
| 32-63 | 78 | 270243 | 1 |



Wall-mounted box in technopolymer suitable for base-mounted devices IP65

| Outer dimensions (mm) | Available depth (mm) | Palazzoli code | Pack Qty |
|-----------------------|----------------------|----------------|----------|
| 121x158x107 | 90 | 270247 | 1 |



Extension shafts in aluminium alloy for base-mounted devices


| Rated current (A) | Board diameter (mm) | Width (mm) | Palazzoli code | Pack Qty |
|-------------------|---------------------|------------|----------------|----------|
| 12-25 | 6 | 225 | 271225 | 1 |
| | 6 | 350 | 271350 | 1 |
| | 6 | 500 | 271500 | 1 |
| 32-63 | 6 | 225 | 274225 | 1 |
| | 6 | 350 | 274350 | 1 |
| | 6 | 500 | 274500 | 1 |



Universal wall-mounted box in technopolymer IP65

| Outer dimensions (mm) | Available depth (mm) | Palazzoli code | Pack Qty |
|-----------------------|----------------------|----------------|----------|
| 121x158x107 | 90 | 270248 | 1 |

Technical accessories:



CONTROL



CAM-TAIS

Rotary switches in thermosetting GRP

| | |
|-------------------------------|---|
| Body material | Palazzoli Thermosetting GRP |
| Colour | RAL 5015 Sky blue (cover) RAL 7042 Traffic grey (base) |
| Protection rating | IP65 - IP66/ IP67 |
| Impact resistance | IK10 |
| Glow Wire Test | 960°C |
| Flammability class | V-0 |
| Insulation class | II |
| Ambient operating temperature | -25°C - +60°C |
| Ambient storage temperature | -50°C - +80°C |
| Rated current | From 16A to 630A |
| Operating voltage | 690V |
| Insulation voltage | 690V |
| Operating frequency | 50/60Hz |



Wall-mounted isolator switches with metric hole entries 50/60Hz IP66/IP67



| Rated current (A) | Poles | CAM scheme | Enclosure dimensions (mm) | Hole type | Palazzoli code | Pack Qty |
|-------------------|-------|------------|---------------------------|-----------|----------------|----------|
| 16 | 2 | 1 | 92x125 | | 292101 | 1 |
| | 3 | 2 | | | 292102 | 1 |
| | 4 | 3 | | | 292103 | 1 |
| 25 | 3 | 2 | 125x185 | | 292202 | 1 |
| | 4 | 3 | | | 292203 | 1 |
| 32 | 3 | 2 | 125x185 | | 292232 | 1 |
| | 4 | 3 | | | 292233 | 1 |
| 40 | 3 | 2 | 125x185 | | 292302 | 1 |
| | 4 | 3 | | | 292303 | 1 |
| 63 | 3 | 2 | 125x185 | | 292412 | 1 |
| | 4 | 3 | | | 292413 | 1 |

Features: handle padlockable with 3 padlocks up to 8 mm.

Technical accessories:



DIRECTIVES

2014/35/EU (LVD)
2011/65/EU (RoHS)
2012/19/EU (WEEE)

PRODUCT STANDARDS

IEC/EN 60947-1
IEC/EN 60947-3
IEC/EN 63000

The technical features of CAM-TAIS switches are on page 449.



CAM-TAIS

Rotary switches in thermosetting GRP



Wall-mounted isolator switches with windowed walls 50/60Hz IP65




| Rated current (A) | Poles | CAM scheme | Enclosure dimensions (mm) | Window type | Palazzoli code | Pack Qty |
|-------------------|-------|------------|---------------------------|-------------|----------------|----------|
| 100 | 3 | 2 | 185x250 | | 292512 | 1 |
| | 4 | 3 | | | 292503 | 1 |
| 125 | 3 | 2 | 185x250 | | 292542 | 1 |
| | 4 | 3 | | | 292543 | 1 |
| 160 | 3 | 2 | 185x250 | | 292552 | 1 |
| | 4 | 3 | | | 292553 | 1 |
| 200 | 3 | 2 | 250x370 | | 292621 | 1 |
| | 4 | 3 | | | 292623 | 1 |
| 250 | 3 | 2 | 250x370 | | 292632 | 1 |
| | 4 | 3 | | | 292633 | 1 |
| 400 | 4 | 3 | 370x500 | blind walls | 292703 | 1 |
| 630 | 4 | 3 | 370x500 | blind walls | 292733 | 1 |

Equipment included: coupling and flange fixing screws.

Features: handle padlockable in the "0" position with 2 padlocks up to 4.5 mm.

Technical accessories:



Wall-mounted isolator switches with fuse holder base 50/60Hz IP66/IP67



| Rated current (A) | Poles | CAM scheme | Enclosure dimensions (mm) | Hole type | Palazzoli code | Pack Qty |
|-------------------|-------|------------|---------------------------|-----------|----------------|----------|
| 16 fuses 10.3x38 | 3 | 2 | 92x240 | | 290163 | 1 |
| | 4 | 3 | | | 290164 | 1 |
| 25 fuses 10.3x38 | 3 | 2 | 92x240 | | 290522 | 1 |
| | 4 | 3 | | | 290523 | 1 |
| 32 fuses 10.3x38 | 3 | 2 | 92x240 | | 290323 | 1 |
| | 4 | 3 | | | 290324 | 1 |
| 40 fuses 22x58 | 3 | 2 | 125x335 | | 290642 | 1 |
| | 4 | 3 | | | 290643 | 1 |
| 63 fuses 22x58 | 3 | 2 | 125x335 | | 290762 | 1 |
| | 4 | 3 | | | 290763 | 1 |

Features: handle padlockable with 3 padlocks up to 8 mm.

Technical accessories:



Wall-mounted isolator switches with windowed walls and fuse holder base 50/60Hz IP65



| Rated current (A) | Poles | CAM scheme | Enclosure dimensions (mm) | Window type | Palazzoli code | Pack Qty |
|---------------------|-------|------------|---------------------------|-------------|----------------|----------|
| 100 fuses ACR NH-00 | 4 | 3 | 250x370 | | 293053 | 1 |
| 125 fuses ACR NH-00 | 4 | 3 | | | 293123 | 1 |
| 160 fuses ACR NH-00 | 4 | 3 | 250x370 | | 293163 | 1 |
| 200 fuses ACR NH-1 | 4 | 3 | | | 293063 | 1 |
| 250 fuses ACR NH-1 | 4 | 3 | 370x500 | | 293263 | 1 |

Equipment included: coupling and flange fixing screws.

Features: handle padlockable in the "0" position with 2 padlocks up to 4.5 mm.

Technical accessories:



CONTROL



CAM-ALUPRES

Rotary switches in marine aluminium alloy

| | |
|-------------------------------|---|
| Body material | Marine aluminium alloy |
| Colour | RAL 5012 Light blue (cover) RAL 7035 Light grey (base) |
| Protection rating | IP55 - IP65 - IP66/IP67 |
| Impact resistance | IK10 |
| Insulation class | I |
| Ambient operating temperature | -25°C - +60°C |
| Ambient storage temperature | -50°C - +80°C |
| Rated current | From 16A to 630A |
| Operating voltage | 690V |
| Insulation voltage | 690V |
| Operating frequency | 50/60Hz |



Wall-mounted isolator switches with windowed walls
50/60Hz IP66/IP67



| Rated current (A) | Poles | CAM scheme | Enclosure dimensions (mm) | Window type | Palazzoli code | Pack Qty |
|-------------------|-------|------------|---------------------------|-------------|----------------|----------|
| 16 | 2 | 1 | 92x125 | | 272141 | 1 |
| | 3 | 2 | | | 272142 | 1 |
| | 4 | 3 | | | 272143 | 1 |
| 25 | 6 | 3.1 | 125x185 | | 272144** | 1 |
| | 3 | 2 | | | 272242 | 1 |
| | 4 | 3 | | | 272243 | 1 |
| 32 | 6 | 3.1 | 185x252 | | 272244** | 1 |
| | 3 | 2 | | | 272232 | 1 |
| | 4 | 3 | | | 272233 | 1 |
| 40 | 3 | 2 | 252x315 | | 272302 | 1 |
| | 4 | 3 | | | 272303 | 1 |
| | 6 | 3.1 | | | 272304** | 1 |
| 63 | 3 | 2 | 252x507 | | 282402 | 1 |
| | 4 | 3 | | | 282403 | 1 |
| | 6 | 3.1 | | | 282404** | 1 |
| 100 | 3 | 2 | 373x507 | | 272502 | 1 |
| | 4 | 3 | | | 272503 | 1 |
| 125 | 3 | 2 | 373x630 | | 272542* | 1 |
| | 4 | 3 | | | 272543* | 1 |
| 160 | 3 | 2 | blind walls | | 272552* | 1 |
| | 4 | 3 | | | 272553* | 1 |
| 200 | 3 | 2 | blind walls | | 282602* | 1 |
| | 4 | 3 | | | 282603* | 1 |
| 250 | 3 | 2 | blind walls | | 272632* | 1 |
| | 4 | 3 | | | 272633* | 1 |
| 400 | 4 | 3 | blind walls | | 282703* | 1 |
| 630 | 4 | 3 | blind walls | | 282803* | 1 |



DIRECTIVES

2014/35/EU (LVD)
2011/65/EU (RoHS)
2012/19/EU (WEEE)

PRODUCT STANDARDS

IEC/EN 60947-1
IEC/EN 60947-3
IEC/EN 63000

The technical characteristics of CAM-ALUPRES switches up to 4 poles are on page 450. The technical specifications of all other control devices are on page 449.

Equipment included: coupling gaskets and screws.

Features: handle padlockable with 3 padlocks up to 8 mm.

Earthing connection inside and outside the box.

* IP65 protection rating, handle padlockable in the "0" position with 2 padlocks up to 4.5 mm.

** The 6P version does not support auxiliary contacts.

Technical accessories:





CAM-ALUPRES

Rotary switches in marine aluminium alloy

CONTROL



Wall-mounted selector switches with windowed walls 50/60Hz IP66/IP67



| Rated current (A) | Poles | CAM scheme | Enclosure dimensions (mm) | Window type | Palazzoli code | Pack Qty |
|-------------------|-------|------------|---------------------------|-------------|----------------|----------|
| 16 | 3 | 6 | 92x125 | | 272146 | 1 |
| | 4 | 7 | | | 272147 | 1 |
| 25 | 3 | 6 | 125x185 | | 272246 | 1 |
| | 4 | 7 | | | 272247 | 1 |
| 40 | 3 | 6 | 125x185 | | 272306 | 1 |
| | 4 | 7 | | | 272307 | 1 |
| 63 | 3 | 6 | 252x185 | | 282406 | 1 |
| | 4 | 7 | | | 282407* | 1 |
| 100 | 4 | 7 | 315x315 | | 272507* | 1 |
| 200 | 4 | 7 | 373x373 | | 282607* | 1 |

Equipment included: coupling gaskets and screws.
Features: earthing connection inside and outside the box.
 *the protection rating is IP55, handles with mechanical lever and bevel gear transmission.




Wall-mounted two-way switches with windowed walls 50/60Hz IP66/IP67



| Rated current (A) | Poles | CAM scheme | Enclosure dimensions (mm) | Window type | Palazzoli code | Pack Qty |
|-------------------|-------|------------|---------------------------|-------------|----------------|----------|
| 16 | 1 | 8 | 92x92 | | 272148 | 1 |

Equipment included: coupling gaskets and screws.
Features: earthing connection inside and outside the box.

Technical accessories:




Wall-mounted reversing switches with windowed walls for three-phase motors 50/60Hz IP66/IP67



| Rated current (A) | CAM scheme | Enclosure dimensions (mm) | Window type | Palazzoli code | Pack Qty |
|-------------------|------------|---------------------------|-------------|----------------|----------|
| 16 | 12 | 92x125 | | 272152 | 1 |
| 25 | 12 | | | 272252 | 1 |
| 40 | 12 | 125x185 | | 272312 | 1 |
| 63 | 12 | | | 282412 | 1 |

Equipment included: coupling gaskets and screws.
Features: earthing connection inside and outside the box.

Technical accessories:



Auxiliary contacts for switch status signalling

| Rated current (A) | Switch type | Contact type | Palazzoli code | Pack Qty |
|-------------------|--------------------------|-------------------|----------------|----------|
| 10 | 16A - 100A 2P, 3P, 4P | 1 NC (Late break) | 270326 | 1 |
| | | 1 NO postponed | 270327 | 1 |
| | | 1 NC | 270330 | 1 |
| | | 1 NO | 270331 | 1 |
| | | 1 NO + 1 NC | 270332 | 1 |

Features: code 270332 consisting of 2 contacts.

CAM - FIRE





CAM-FIRE

Fire resistant rotary switches in aluminium alloy

| | |
|-------------------------------|--|
| Body material | Aluminium alloy |
| Colour | RAL 3020 Traffic red (cover) RAL 7035 Light grey (base) |
| Protection rating | IP66/IP67 (16A - 63A) IP55 (125A - 200A) |
| Impact resistance | IK10 |
| Insulation class | I |
| Ambient operating temperature | -25°C - +70°C |
| Ambient storage temperature | -50°C - +80°C |
| Rated current | 16A - 25A - 40A - 63A 125A - 160A - 200A |
| Operating voltage | max. 500V |
| Insulation voltage | 500V |
| Operating frequency | 50/60Hz |



DIRECTIVES

2014/30/EU (EMC)
2014/35/EU (LVD)
2011/65/EU (RoHS)
2012/19/EU (WEEE)
2009/125/EC (ErP)
EU Reg. 2019/2020 (EcoDesign)

PRODUCT STANDARDS

IEC/EN 60947-3
EN 12101-3

| Rated operating current: | | 16A | 25A | 40A | 63A | 125A | 160A | 200A | |
|---------------------------------|------|-----|------|------|------|------|------|-------|-------|
| Thermal current I _{th} | A | 16 | 25 | 40 | 63 | 125 | 160 | 200 | |
| AC-21A | 415V | A | 16 | 25 | 40 | 63 | 125 | 160 | 200 |
| | 500V | | | | | | | | |
| AC-22A | 415V | A | 16 | 25 | 40 | 63 | 125 | 160 | 200 |
| | 500V | | | | | | | | |
| AC-23A | 230V | A | 16 | 25 | 40 | 63 | 100 | 160 | 200 |
| | 400V | | | | | | | | |
| | 500V | | | | | | | | |
| AC-23A | 230V | kW | 5.1 | 8.0 | 12.7 | 20.1 | 31.8 | 51.0 | 63.7 |
| | 400V | | 8.9 | 13.9 | 22.2 | 34.9 | 55.4 | 88.7 | 110.9 |
| | 500V | | 11.1 | 17.3 | 27.7 | 43.6 | 69.2 | 110.9 | 138.6 |
| AC-3 | 230V | kW | 4.5 | 6.4 | 11.2 | 17.5 | 25.5 | 25.5 | 31.9 |
| | 400V | | 7.8 | 11.1 | 19.4 | 30.5 | 44.3 | 44.3 | 55.4 |
| | 500V | | 9.7 | 13.9 | 24.2 | 38.1 | 55.4 | 55.4 | 51.9 |

| Wiring data: | | 16A | 25A | 40A | 63A | 125A | 160A | 200A |
|---------------------------|-----------------|-----|-------|------|------|-------|-------|-------|
| Entry cable cross-section | mm ² | 1-4 | 1.5-6 | 4-10 | 6-16 | 16-70 | 16-70 | 16-70 |
| Tightening torque | Nm | 1.5 | | 2 | 3 | 6 | 6 | 6 |



Wall-mounted isolator switches and fire resistant 50/60Hz IP66/IP67 400 °C 120'



| Rated current (A) | Poles | CAM scheme | Enclosure dimensions (mm) | Window type | Palazzoli code | Pack Qty |
|-------------------|-------|------------|---------------------------|-------------|----------------|----------|
| 16 | 3 | 2 | 92x125 | blind walls | 152130 | 1 |
| | 4 | 3 | | blind walls | 152140 | 1 |
| 25 | 3 | 2 | 125x185 | blind walls | 152230 | 1 |
| | 4 | 3 | | blind walls | 152240 | 1 |
| 40 | 3 | 2 | 185x252 | blind walls | 152330 | 1 |
| | 4 | 3 | | blind walls | 152340 | 1 |
| 63 | 3 | 2 | 185x252 | blind walls | 152360 | 1 |
| | 4 | 3 | | blind walls | 152430 | 1 |
| 125 | 3 | 2 | 220x315 | blind walls | 152440 | 1 |
| | 4 | 3 | | blind walls | 152460 | 1 |
| 160 | 3 | 2 | 220x315 | blind walls | 152530* | 1 |
| | 4 | 3 | | blind walls | 152540* | 1 |
| 200 | 3 | 2 | 220x315 | blind walls | 152631* | 1 |
| | 4 | 3 | | blind walls | 152641* | 1 |
| | 3 | 2 | | blind walls | 152630* | 1 |
| | 4 | 3 | | blind walls | 152640* | 1 |

Equipment included: earth terminal, inside and outside the box. Gasket.
Features: padlockable handle.
*The protection rating is IP55. Wall-mounted isolator switches with windowed walls.

Technical accessories:





CAM

Multiway cam switches for base mounting



| | |
|--------------------------------------|---|
| Body material | Palazzoli Thermosetting GRP |
| Protection rating | IP65 (handle) IP00 (terminals) |
| Impact resistance | IK08 |
| Resistance to abnormal heat and fire | 960°C |
| Flammability class | V-0 |
| Ambient operating temperature | -25°C - +60°C |
| Ambient storage temperature | -40°C - +80°C |
| Rated current | 16A - 25A - 40A - 63A - 100A 200A - 400A - 600A - 800A - 1200A |
| Operating voltage | 50V - 500V |
| Insulation voltage | 500V |
| Operating frequency | 50/60Hz |



DIRECTIVES

2014/35/EU (LVD)

PRODUCT STANDARDS

IEC/EN 60947-1
IEC/EN 60947-3

| Rated operating current: | | 16A | 25A | 40A | 63A | 100A | 200A | |
|---------------------------------------|------|-----|------|------|------|------|------|-------|
| Thermal current I_{th} | A | 16 | 25 | 40 | 63 | 100 | 200 | |
| AC-21A | 415V | A | 16 | 25 | 40 | 63 | 200 | |
| | 500V | A | 16 | 25 | 40 | 63 | 200 | |
| AC-22A | 415V | A | 16 | 25 | 40 | 63 | 200 | |
| | 500V | A | 16 | 25 | 40 | 63 | 200 | |
| AC-23A | 230V | A | 16 | 25 | 40 | 63 | 200 | |
| | 400V | A | 16 | 25 | 40 | 63 | 200 | |
| | 500V | A | 16 | 25 | 40 | 63 | 200 | |
| AC-23A | 230V | kW | 5.1 | 8.0 | 12.7 | 20.1 | 31.9 | 63.7 |
| | 400V | | 8.9 | 13.9 | 22.2 | 34.9 | 55.4 | 110.9 |
| | 500V | | 11.1 | 17.3 | 27.7 | 43.6 | 69.3 | 138.6 |
| AC-3 | 230V | kW | 4.5 | 6.4 | 11.2 | 17.5 | - | 31.9 |
| | 400V | | 7.8 | 11.1 | 19.4 | 30.5 | - | 55.4 |
| | 500V | | 9.7 | 13.9 | 24.2 | 38.1 | - | 69.3 |

| Wiring data: | | 16A | 25A | 40A | 63A | 100A | 200A |
|---------------------------|-----------------|-----|-------|------|------|-------|-------|
| Entry cable cross-section | mm ² | 1-4 | 1.5-6 | 4-10 | 6-16 | 10-35 | 16-95 |
| Tightening torque | Nm | 1.5 | | 2 | | 3 | 6 |



CAM

Multiway cam switches for base mounting



Isolator switches with black anodised aluminium front plate for distribution boards IP65



| Rated current (A) | Poles | CAM scheme | Depth (mm) | Front plate dimensions (mm) | Palazzoli code | Pack Qty |
|-------------------|-------|------------|------------|-----------------------------|----------------|----------|
| 16 | 1 | 0 | 52 | 64x64 | 276600 | 1 |
| | 2 | 1 | 52 | 64x64 | 276601 | 5 |
| | 3 | 2 | 67 | 64x64 | 276602 | 5 |
| | 4 | 3 | 67 | 64x64 | 276603 | 5 |
| 25 | 2 | 1 | 52 | 64x64 | 276701 | 1 |
| | 3 | 2 | 68 | 64x64 | 276702 | 5 |
| | 4 | 3 | 68 | 64x64 | 276703 | 5 |
| 40 | 2 | 1 | 74 | 94x94 | 276801 | 1 |
| | 3 | 2 | 92 | 94x94 | 276802 | 1 |
| | 4 | 3 | 92 | 94x94 | 276803 | 1 |
| 63 | 3 | 2 | 108 | 94x94 | 286902 | 1 |
| | 4 | 3 | 108 | 94x94 | 286903 | 5 |
| 100 | 4 | 3 | 133 | 134x134 | 276503 | 1 |
| 200 | 4 | 3 | 145 | 134x134 | 286603 | 1 |

Technical accessories:



page 193

page 193

page 193




Selector switches with black anodised aluminium front plate for distribution boards IP65



| Rated current (A) | Poles | CAM scheme | Depth (mm) | Front plate dimensions (mm) | Palazzoli code | Pack Qty |
|-------------------|-------|------------|------------|-----------------------------|----------------|----------|
| 16 | 1 | 4 | 52 | 64x64 | 276604 | 1 |
| | 2 | 5 | 67 | 64x64 | 276605 | 1 |
| | 3 | 6 | 83 | 64x64 | 276606 | 5 |
| | 4 | 7 | 98 | 64x64 | 276607 | 1 |
| 25 | 2 | 5 | 68 | 64x64 | 276705 | 1 |
| | 3 | 6 | 84 | 64x64 | 276706 | 1 |
| | 4 | 7 | 100 | 64x64 | 276707 | 1 |
| 40 | 2 | 5 | 92 | 94x94 | 276805 | 1 |
| | 3 | 6 | 110 | 94x94 | 276806 | 1 |
| | 4 | 7 | 128 | 94x94 | 276807 | 1 |
| 63 | 3 | 6 | 134 | 94x94 | 286906 | 1 |
| | 4 | 7 | 159 | 94x94 | 286907 | 1 |
| 100 | 4 | 7 | 197 | 134x134 | 276507 | 1 |
| 200 | 4 | 7 | 221 | 134x134 | 286607 | 1 |

Technical accessories:



page 193

page 193

page 193



Isolator switches with black anodised aluminium front plate for distribution boards IP65



| Rated current (A) | Poles | CAM scheme | Depth (mm) | Front plate dimensions (mm) | Palazzoli code | Pack Qty |
|-------------------|-------|------------|------------|-----------------------------|----------------|----------|
| 400 | 4 | 3 | 221 | 134x134 | 286703 | 1 |
| 600 | 3 | 2 | 259 | 134x134 | 286732 | 1 |
| 800 | 3 | 2 | 297 | 134x134 | 286762 | 1 |
| 1200 | 3 | 2 | 411 | 134x134 | 286782 | 1 |



CAM

Multiway cam switches for base mounting




Two-way switches with black anodised aluminium front plate for distribution boards IP65



| Rated current (A) | Poles | CAM scheme | Depth (mm) | Front plate dimensions (mm) | Palazzoli code | Pack Qty |
|-------------------|-------|------------|------------|-----------------------------|----------------|----------|
| 16 | 1 | 8 | 52 | 64x64 | 276608 | 1 |
| | 2 | 9 | 67 | 64x64 | 276609 | 1 |
| | 3 | 10 | 83 | 64x64 | 276610 | 1 |
| | 4 | 11 | 98 | 64x64 | 276611 | 1 |

Uses: they can be fixed onto the hatch or in blind compartments (e.g. empty steel pillars).

Technical accessories:




Star-delta starters with black anodised aluminium front plate for distribution boards IP65



| Rated current (A) | CAM scheme | Depth (mm) | Front plate dimensions (mm) | Palazzoli code | Pack Qty |
|-------------------|------------|------------|-----------------------------|----------------|----------|
| 16 | 13 | 98 | 64x64 | 276613 | 1 |
| 25 | 13 | 100 | 64x64 | 276713 | 1 |
| 40 | 13 | 128 | 99x99 | 276813 | 1 |
| 63 | 13 | 159 | 99x99 | 286913 | 1 |
| 100 | 13 | 197 | 134x134 | 276513 | 1 |

Technical accessories:




Reversing switches with black anodised aluminium front plate for distribution boards IP65



| Rated current (A) | CAM scheme | Depth (mm) | Front plate dimensions (mm) | Palazzoli code | Pack Qty |
|-------------------|------------|------------|-----------------------------|----------------|----------|
| 16 | 12 | 83 | 64x64 | 276612 | 5 |
| 25 | 12 | 84 | 64x64 | 276712 | 5 |
| 40 | 12 | 110 | 99x99 | 276812 | 1 |
| 63 | 12 | 134 | 99x99 | 286912 | 1 |

Technical accessories:





CAM

Multiway cam switches for base mounting





Transparent protection covers for distribution boards IP54

| For devices with depth (mm) | Palazzoli code | Pack Qty |
|-----------------------------|----------------|----------|
| 52/67/68 | 276910 | 1 |
| 74/82/92 | 276930 | 1 |
| 79/83/84/95/96/98/100 | 276911 | 1 |
| 108/110/128/134 | 276931 | 1 |
| 114/116/130/132 | 276912 | 1 |
| 145/148/160/164 | 276913 | 1 |
| 159 | 276932 | 1 |

Uses: they have passages with stepped gland in non-ageing elastomer. They ensure IP54 rear protection.







Grey padlockable handles with blue technopolymer flange for distribution board or flush mounting IP54

| Front plate type | Rated current (A) | Flange dimensions (mm) | Palazzoli code | Pack Qty |
|---|-------------------|------------------------|----------------|----------|
|   | 16-25 | 67x67 | 292125 | 10 |
| | 40-63 | 99x99 | 292325 | 1 |





Flush-mounted black handles with aluminium front plate and transparent protection IP54

| Front plate type | Rated current (A) | Flange dimensions (mm) | Palazzoli code | Pack Qty |
|---|-------------------|------------------------|----------------|----------|
|  | 16-25 | 67x67 | 292116 | 1 |
| | 40-63 | 99x99 | 292316 | 1 |
|  | 16-25 | 67x67 | 292136 | 1 |
| | 40-63 | 99x99 | 292336 | 1 |
|  | 16 | 67x67 | 292146 | 1 |
|  | 16-25 | 67x67 | 292156 | 1 |
| | 40-63 | 99x99 | 292356 | 1 |



Red padlockable handles with yellow flange in technopolymer material for distribution board or flush mounting IP54

| Front plate type | Rated current (A) | Flange dimensions (mm) | Palazzoli code | Pack Qty |
|---|-------------------|------------------------|----------------|----------|
|   | 16-25 | 67x67 | 292105 | 10 |
| | 40-63 | 99x99 | 292305 | 1 |



CAM

Multiway cam switches for base mounting




Isolator switches with door lock and protection cap for base mounting



| Rated current (A) | Poles | CAM scheme | Depth (mm) | Palazzoli code | Pack Qty |
|-------------------|-------|------------|------------|----------------|----------|
| 16 | 3 | 2 | 96 | 275112 | 10 |
| | 4 | 3 | 96 | 275113 | 10 |
| 25 | 3 | 2 | 97 | 275212 | 10 |
| | 4 | 3 | 97 | 275213 | 10 |
| 40 | 3 | 2 | 123 | 275312 | 5 |
| | 4 | 3 | 123 | 275313 | 5 |
| 63 | 3 | 2 | 140 | 285412 | 5 |
| | 4 | 3 | 140 | 285413 | 5 |

Technical accessories:




Selector switches with door lock and protection cap for base mounting



| Rated current (A) | Poles | CAM scheme | Depth (mm) | Palazzoli code | Pack Qty |
|-------------------|-------|------------|------------|----------------|----------|
| 16 | 3 | 6 | 112 | 275116 | 1 |
| | 4 | 7 | 128 | 275117 | 1 |
| 25 | 3 | 6 | 113 | 275216 | 1 |
| | 4 | 7 | 129 | 275217 | 1 |
| 40 | 3 | 6 | 141 | 275316 | 1 |
| | 4 | 7 | 159 | 275317 | 1 |
| 63 | 3 | 6 | 166 | 285416 | 1 |
| | 4 | 7 | 191 | 285417 | 1 |

Technical accessories:



Isolator switches with door lock and protection cap for base mounting



| Rated current (A) | Poles | CAM scheme | Depth (mm) | Palazzoli code | Pack Qty |
|-------------------|-------|------------|------------|----------------|----------|
| 100 | 3 | 2 | 183 | 270512 | 1 |
| | 4 | 3 | 183 | 270513 | 1 |
| 200 | 3 | 2 | 195 | 280612 | 1 |
| | 4 | 3 | 195 | 280613 | 1 |
| 400 | 3 | 2 | 233 | 280712* | 1 |
| | 4 | 3 | 271 | 280713* | 1 |

Features: *isolator switch only.

Technical accessories:



Selector switches with door lock and protection cap for base mounting



| Rated current (A) | Poles | CAM scheme | Depth (mm) | Palazzoli code | Pack Qty |
|-------------------|-------|------------|------------|----------------|---------------|
| 100 | 4 | 7 | 247 | 270517 | 1 |
| | 200 | 4 | 7 | 271 | 280617 |

Technical accessories:





CAM

Multiway cam switches for base mounting



Adjustable spacer support kit in steel for base-mounting devices

| Min length (mm) | Max. length (mm) | Palazzoli code | Pack Qty |
|-----------------|------------------|----------------|----------|
| 97 | 168 | 270900 | 10 |

Features: suitable for 16A to 63A devices. It consists of 4 equal squares in galvanized steel with self-threading screws and washers.

Uses: it is used for fixing devices in the right position and height for correct coupling with the handle applied to the hatch.



Black handles with door lock and anodised aluminium front plate IP54

| Front plate type | Rated current (A) | Flange dimensions (mm) | Palazzoli code | Pack Qty |
|------------------|-------------------|------------------------|----------------|----------|
| | 100 | 134x134 | 270528 | 1 |
| | 200 | 134x134 | 270628 | 2 |
| | 100 | 134x134 | 270538 | 1 |
| | 200 | 134x134 | 270638 | 1 |



Black handles with door lock and anodised aluminium front plate and polycarbonate protection IP54

| Front plate type | Rated current (A) | Flange dimensions (mm) | Palazzoli code | Pack Qty |
|------------------|-------------------|------------------------|----------------|----------|
| | 16-25 | 67x67 | 295117 | 1 |
| | 40-63 | 99x99 | 295157 | 5 |
| | 16-25 | 67x67 | 295137 | 1 |
| | 40-63 | 99x99 | 295177 | 1 |



Black handwheel with door lock and anodised aluminium front plate IP54

| Front plate type | Rated current (A) | Flange dimensions (mm) | Palazzoli code | Pack Qty |
|------------------|-------------------|------------------------|----------------|----------|
| | 400 | 134x134 | 270728 | 1 |



CAM

Multi-diagram cam switches



Grey padlockable handles with door lock in technopolymer IP54

| Front plate type | Rated current (A) | Flange dimensions (mm) | Palazzoli code | Pack Qty |
|------------------|-------------------|------------------------|----------------|----------|
| | 16-25 | 67x67 | 295127 | 1 |
| | 40-63 | 99x99 | 295167 | 1 |

Features: padlockable in all positions.



Red padlockable handles with door lock in technopolymer IP54

| Front plate type | Rated current (A) | Flange dimensions (mm) | Palazzoli code | Pack Qty |
|------------------|-------------------|------------------------|----------------|----------|
| | 16-25 | 67x67 | 295107 | 10 |
| | 40-63 | 99x99 | 295147 | 5 |

Features: padlockable in all positions.



Grey padlockable handles with anodised aluminium front plate with door lock IP65

| Front plate type | Rated current (A) | Flange dimensions (mm) | Palazzoli code | Pack Qty |
|------------------|-------------------|------------------------|----------------|----------|
| | 16-25 | 83x83 | 295108 | 10 |
| | 16-25 | 83x83 | 295118 | 1 |

Features: padlockable in all positions.



Red padlockable handles with anodised aluminium front plate with door lock IP65

| Front plate type | Rated current (A) | Flange dimensions (mm) | Palazzoli code | Pack Qty |
|------------------|-------------------|------------------------|----------------|----------|
| | 16-25 | 83x83 | 295128 | 10 |
| | 16-25 | 83x83 | 295138 | 1 |

Features: padlockable in all positions.



Grey padlockable handles with anodised aluminium front plate with door lock IP66/IP67

| Front plate type | Rated current (A) | Flange dimensions (mm) | Palazzoli code | Pack Qty |
|------------------|-------------------|------------------------|----------------|----------|
| | 40-63 | 105x105 | 295308 | 5 |
| | 100-200 | 105x105 | 292508 | 1 |
| | 400 | 72x83 | 292708* | 1 |
| | 40-63 | 105x105 | 295318 | 1 |
| | 100-200 | 105x105 | 292518 | 1 |

Features: padlockable in all positions.

* IP65 rating



Red padlockable handles with anodised aluminium front plate with door lock IP66/IP67

| Front plate type | Rated current (A) | Flange dimensions (mm) | Palazzoli code | Pack Qty |
|------------------|-------------------|------------------------|----------------|----------|
| | 40-63 | 105x105 | 295328 | 5 |
| | 100-200 | 105x105 | 292528 | 2 |
| | 400 | 72x83 | 292728* | 1 |
| | 40-63 | 105x105 | 295338 | 1 |
| | 100-200 | 105x105 | 292538 | 1 |

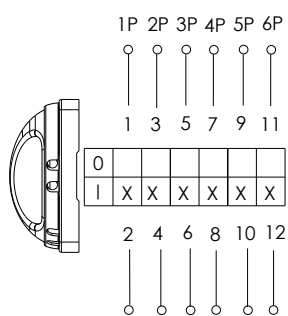
Features: padlockable in all positions.

* IP65 rating

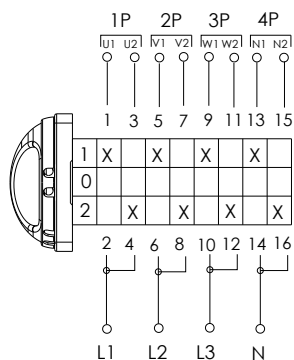


TYPICAL CONTACT SCHEMES FOR CONTROL DEVICES

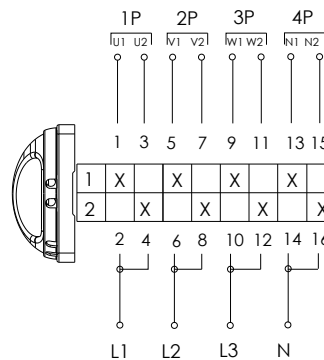
CAM 0 - 3, 43, 44, 3.1



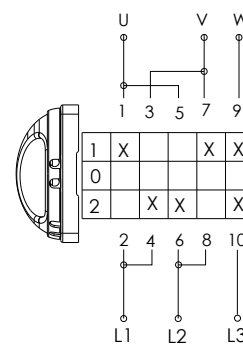
CAM 4 - 7



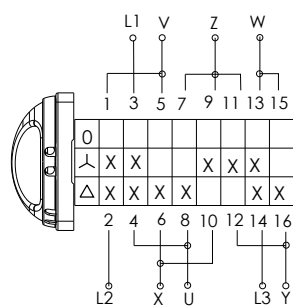
CAM 8 - 11



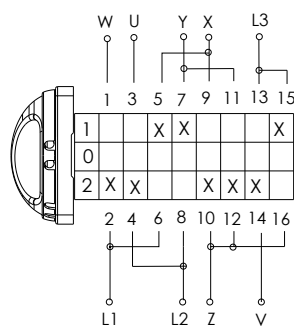
CAM 12



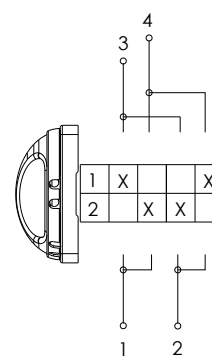
CAM 13



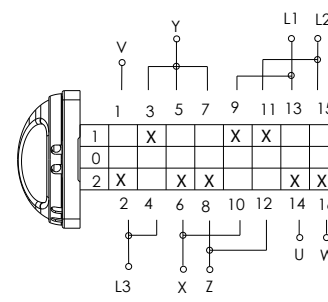
CAM 15



CAM 38



CAM 66



X = CLOSED CONTACT

CONTROL

TAIS MIGNON





TAIS MIGNON

Small devices in thermosetting GRP

ADVANTAGES



1

All the products of the TAIS MIGNON series are made of Palazzoli Thermosetting GRP and resist to high temperature and attacks of chemical agents.

CONTROL

Thanks to the IP67 protection rating the control devices from TAIS MIGNON series can be used in areas subject to presence of liquids and humidity.



2

All devices can easily be combined one another and allow for the creation of small series of distribution boards.

The boxes are designed to accommodate all the inserts of the DOMOTER series.



3

The TAIS MIGNON products have the most compact dimensions on the market and thanks to the different versions they can be either flush or wall mounted.



4



TAIS MIGNON

Small devices in thermosetting GRP

| | |
|--------------------------------------|---|
| Body material | Palazzoli Thermosetting GRP |
| Colour | RAL 5015 Sky blue (cover) RAL 7035 Light grey (base) |
| Protection rating | IP44 - IP65 - IP67 |
| Impact resistance | IK04 |
| Resistance to abnormal heat and fire | 960°C |
| Flammability class | V-0 |
| Insulation class | II |
| Ambient operating temperature | -25°C - +70°C |
| Ambient storage temperature | -50°C - +80°C |
| Rated current | 16A |
| Operating voltage | 250V - 400V |
| Operating frequency | 50/60Hz |



DIRECTIVES

2014/35/EU (LVD)
2011/65/EU (RoHS)
2012/19/EU (WEEE)

PRODUCT STANDARDS

IEC/EN 60669-1
IEC 23-50
IEC/EN 60309-1
IEC/EN 60309-2

| Cable gland features: | | M16 | M20 | M25 |
|---------------------------|-----------------|-------------------|------|------|
| Entry cable diameter | mm | 10-12 | 5-13 | 8-19 |
| Entry cable cross-section | mm ² | min. 1.5 - max. 4 | | |



Wall-mounted switches IP67



| Poles | Entry type | Enclosure dimensions (mm) | Rated current/voltage | Palazzoli code | Pack Qty |
|-------|------------|---------------------------|-----------------------|----------------|----------|
| 1P | M20 | 62x80x48 | 16A 250V~ 10A 400V~ | 202271 | 10 |
| 1P | M16 M16 | 62x80x48 | 16A 250V~ 10A 400V~ | 202261 | 1 |
| 2P | M16 M16 | 62x80x48 | 16A 250V~ 10A 400V~ | 202262 | 10 |
| 2P | M20 M20 | 62x80x48 | 16A 250V~ 10A 400V~ | 202282 | 10 |
| 3P | M20 M20 | 62x80x48 | 16A 400V~ | 202283 | 10 |

Equipment included: as many cable glands as the number of entries.
Features: code 202271 can be used with two opposite entries. Code 202283 with double breaking contacts.



Wall-mounted two-way switches IP67



| Poles | Entry type | Enclosure dimensions (mm) | Rated current/voltage | Palazzoli code | Pack Qty |
|-------|------------|---------------------------|-----------------------|----------------|----------|
| 1P | M20 | 62x80x48 | 16A 250V~ 10A 400V~ | 202276 | 10 |
| 1P | M16 M16 | 62x80x48 | 16A 250V~ 10A 400V~ | 202266 | 1 |

Equipment included: as many cable glands as the number of entries.
Features: code 202276 can also be used with two opposing entries.



Wall-mounted selector switches IP67



| Poles | Entry type | Enclosure dimensions (mm) | Rated current/voltage | Palazzoli code | Pack Qty |
|-------|------------|---------------------------|-----------------------|----------------|----------|
| 1P | M20 | 62x80x48 | 16A 250V~ 10A 400V~ | 202275 | 1 |
| 1P | M16 M16 | 62x80x48 | 16A 250V~ 10A 400V~ | 202265 | 1 |

Equipment included: as many cable glands as the number of entries.
Features: code 202275 can be used with two opposite entries. By removing the rear bond, the device becomes a double single-pole switch.



TAIS MIGNON

Small devices in thermosetting GRP



Wall-mounted push-buttons
IP67

technopolymer
cable gland

| Poles | Entry type | Enclosure dimensions (mm) | Rated current/voltage | Palazzoli code | Pack Qty |
|-------|------------|---------------------------|-----------------------|----------------|----------|
| 1 NO | M20 | 62x80x51 | 10A 400V~ | 261435 | 10 |
| 1 NO | M16 M16 | 62x80x51 | 10A 400V~ | 261403 | 1 |
| 1 NC | M20 | 62x80x51 | 10A 400V~ | 261445 | 1 |
| 1 NC | M16 M16 | 62x80x51 | 10A 400V~ | 261413 | 1 |

Equipment included: as many cable glands as the number of entries.
Features: code 261435 and 261445 can be used with two opposite entries.



Wall-mounted start-stop
push button panel
IP67

technopolymer
cable gland

| Poles | Entry type | Enclosure dimensions (mm) | Rated current/voltage | Palazzoli code | Pack Qty |
|-----------|------------|---------------------------|-----------------------|----------------|----------|
| 1 NO+1 NC | M20 | 62x80x51 | 10A 400V~ | 261432 | 1 |

Equipment included: as many cable glands as the number of entries.
Features: it can be used with two opposite entries.



Wall-mounted open-close
push button panel
IP67

technopolymer
cable gland

| Poles | Entry type | Enclosure dimensions (mm) | Rated current/voltage | Palazzoli code | Pack Qty |
|-----------|------------|---------------------------|-----------------------|----------------|----------|
| 1 NO+1 NC | M20 | 62x80x51 | 10A 400V~ | 261433 | 1 |

Equipment included: as many cable glands as the number of entries.
Features: it can be used with two opposite entries.



Wall-mounted Schuko
domestic socket
IP44

technopolymer
cable gland

| Description | Entry type | Enclosure dimensions (mm) | Palazzoli code | Pack Qty |
|---|------------|---------------------------|----------------|----------|
| 2P+ \neq 10/16A UNEL, Schuko type (with side earth) size 19mm | M20 | 62x80x65 | 431237 | 10 |

Equipment included: as many cable glands as the number of entries.
Features: it can be used with two opposite entries.



Wall-mounted box
for domoTER domestic sockets
IP44

technopolymer
cable gland

| Entry type | Enclosure dimensions (mm) | Installable device modules | Palazzoli code | Pack Qty |
|------------|---------------------------|----------------------------|----------------|----------|
| M20 | 62x80x62 | 2 | 559232 | 1 |

Equipment included: as many cable glands as the number of entries.
Features: it can be used with two opposite entries.




Wall-mounted box
for domoTER domestic sockets
with watertight cap
for plugged-in plug
IP55

| Entry type | Enclosure dimensions (mm) | Installable device modules | Palazzoli code | Pack Qty |
|------------|---------------------------|----------------------------|----------------|----------|
| M20 M20 | 62x80x94 | 2 | 559234 | 1 |

Equipment included: cable gland in technopolymer type M20.
Features: can also be used with two opposing entries by replacing the M20 end cap, pre-mounted on the bottom side of the box, with an M20 cable gland.

Technical accessories:



page 51







TAIS MIGNON

Small devices in thermosetting GRP



Wall-mounted boxes for Ticino Magic devices IP44

technopolymer cable gland





| Entry type | Enclosure dimensions (mm) | Installable device modules | Palazzoli code | Pack Qty |
|---|---------------------------|----------------------------|----------------|----------|
|  | 62x80x62 | 1 | 559021 | 8 |
|  | 62x80x62 | 1 | 559031 | 8 |
|  | 62x80x62 | 1+1 | 559022 | 1 |
|  | 62x80x62 | 1+1 | 559032 | 1 |

Equipment included: as many cable glands as the number of entries.



Wall-mounted signalling lamps with E14 lamp holder IP65

technopolymer cable gland

| Rated operating voltage (V) | Entry type | Enclosure dimensions (mm) | Diffuser colour | Palazzoli code | Pack Qty |
|-----------------------------|---|---------------------------|-----------------|----------------|----------|
| 250 |  | 62x80x78 | Red | 800061 | 6 |
| 250 |  | 62x80x78 | Green | 800062 | 6 |
| 250 |  | 62x80x78 | Transparent | 800063 | 6 |
| 250 |  | 62x80x78 | Yellow | 800064 | 6 |

Equipment included: as many cable glands as the number of entries.

Features: it can be used with two opposite entries.



















Polycarbonate diffuser.

14 lamp holder for 3C, max. 12W lamp. Lamp not included.



Wall-mounted industrial socket-outlets 50/60Hz IP44

technopolymer cable gland

| Rated current (A) | Entry type | Rated voltage (V) | Voltage colour | Poles | h ref. | Palazzoli code | Pack Qty |
|-------------------|---|-------------------|---|--------|--------|----------------|----------|
| 16 |  | 110 |  | 2P+⊕ | 4 | 471204 | 10 |
| |  | 110 |  | 3P+⊕ | 4 | 471284 | 1 |
| |  | 110 |  | 3P+N+⊕ | 4 | 471294 | 1 |
| |  | 230 |  | 2P+⊕ | 6 | 471304 | 10 |
| |  | 230 |  | 3P+⊕ | 9 | 471314 | 1 |
| |  | 230 |  | 3P+N+⊕ | 9 | 471324 | 1 |
| |  | 400 |  | 2P+⊕ | 9 | 471404 | 1 |
| |  | 400 |  | 3P+⊕ | 6 | 471414 | 1 |
| |  | 400 |  | 3P+N+⊕ | 6 | 471424 | 1 |

Equipment included: as many cable glands as the number of entries.

Features: pillar terminals for connecting cables.

Technical accessories:









page 60



Wall-mounted industrial socket-outlets for extra-low voltage 50/60Hz IP44

technopolymer cable gland

| Rated current (A) | Entry type | Rated voltage (V) | Voltage colour | Poles | h ref. | Palazzoli code | Pack Qty |
|-------------------|---|-------------------|---|-------|--------|----------------|----------|
| 16 |  | 24 |  | 2P | - | 471004 | 1 |
| |  | 24 |  | 3P | - | 471094 | 1 |
| |  | 42 |  | 2P | 12 | 471104 | 1 |
| |  | 42 |  | 3P | 12 | 471114 | 1 |

Equipment included: as many cable glands as the number of entries.

Features: pillar terminals for connecting cables.

Technical accessories:



page 66







TAIS MIGNON

Small devices in thermosetting GRP



Wall-mounted fuse holder
IP65

technopolymer
cable gland

| Enclosure dimensions (mm) | Entry type | Poles | Fuse type | Palazzoli code | Pack Qty |
|---------------------------|---|-------|-----------|----------------|----------|
| 62x80x46 |  | 2P | ø8.5x23 | 302044 | 1 |
| 62x80x46 |  | 3P | ø8.5x23 | 302054 | 1 |
| 62x102x46 |  | 2P | ø8.5x32 | 302144 | 1 |
| 62x102x46 |  | 3P | ø8.5x32 | 302154 | 1 |

Equipment included: as many cable glands as the number of entries. Extractors for fuses.
Features: fuses not included.









Cylindrical fuses
type "gL"

| Dimensions (mm) | Rated current (A) | Rated voltage (V) | Palazzoli code | Pack Qty |
|-----------------|-------------------|-------------------|----------------|----------|
| ø 8.5x23 | 2 | 230 | 302091 | 10 |
| ø 8.5x23 | 4 | 230 | 302092 | 10 |
| ø 8.5x23 | 6 | 230 | 302093 | 10 |
| ø 8.5x23 | 10 | 230 | 302095 | 10 |
| ø 8.5x23 | 16 | 230 | 302097 | 10 |
| ø 8.5x32 | 4 | 400 | 302192 | 10 |
| ø 8.5x32 | 6 | 400 | 302193 | 30 |
| ø 8.5x32 | 10 | 400 | 302195 | 30 |
| ø 8.5x32 | 16 | 400 | 302197 | 30 |



Wall-mounted junction boxes
IP65

technopolymer
cable gland



| Outer dimensions (mm) | Entry type | Palazzoli code | Pack Qty |
|-----------------------|--|----------------|----------|
| 62x80x38 |  | 101021 | 12 |
| 62x80x38 |  | 101031 | 10 |
| 62x80x38 |  | 101041 | 12 |
| 62x80x38 |  | 101061 | 12 |
| 77x102x48 |  | 101151 | 10 |
| 77x102x48 |  | 101161 | 1 |

Equipment included: as many cable glands as the number of entries.
Features: screws in stainless steel for fixing covers.




Wall-mounted junction boxes
with increased internal capacity
IP65

technopolymer
cable gland

| Outer dimensions (mm) | Entry type | Palazzoli code | Pack Qty |
|-----------------------|---|----------------|----------|
| 62x80x46 |  | 101022 | 10 |
| 77x102x55 |  | 101121 | 8 |

Equipment included: as many cable glands as the number of entries.
Features: screws in stainless steel for fixing covers.

Technical accessories:



page 204








TAIS MIGNON

Small devices in thermosetting GRP



Wall-mounted junction boxes with cage terminals IP65


| Outer dimensions (mm) | Entry type | No. of poles per section | Palazzoli code | Pack Qty |
|-----------------------|---|--------------------------|----------------|----------|
| 62x80x38 |  | 4x6 mm ² | 101025 | 12 |
| 62x80x38 |  | 4x6 mm ² | 101035 | 10 |
| 62x80x38 |  | 4x6 mm ² | 101045 | 12 |
| 77x102x48 |  | 5x6 mm ² | 101156 | 10 |
| 77x102x48 |  | 5x6 mm ² | 101157 | 10 |

Equipment included: 6 mm² cage terminals A number of cable glands equal to the number of entries.

Features: stainless steel screws for fixing covers.



Wall-mounted modular box IP65

| Outer dimensions (mm) | Entry type | Palazzoli code | Pack Qty |
|-----------------------|---|----------------|----------|
| 125x77x55 |  | 101081 | 12 |

Equipment included: as many cable glands as the number of entries.

Features: screws in stainless steel for fixing covers. The modular dimensions allow combinations with watertight wall-mounted modular boxes and all the TAIS MIGNON wall-mounted devices.



Coupling fittings with metric threading for TAIS MIGNON boxes IP67

| Mounting hole type | Internal hole ø (mm) | Palazzoli code | Pack Qty |
|--------------------|----------------------|----------------|----------|
| M20 | 16 | 590020 | 5 |
| M25 | 20 | 590025 | 1 |

Equipment included: complete with gasket.



Terminal block with screw connection for TAIS MIGNON boxes

| Rated voltage (V) | No. of poles per section | Palazzoli code | Pack Qty |
|-------------------|--------------------------|----------------|----------|
| 400 | 4x6 mm ² | 101096 | 20 |

Features: they can be inserted inside TAIS MIGNON boxes with dimensions 77x102mm and 77x125mm with screws.



Terminal block with quick fit system for TAIS MIGNON boxes

| Rated voltage (V) | No. of poles per section | Palazzoli code | Pack Qty |
|-------------------|--------------------------|----------------|----------|
| 400 | 4x6 mm ² | 101095 | 10 |

Features: they can be inserted inside TAIS MIGNON boxes with dimensions 77x102mm and 77x125mm with screws.

Technical accessories:



page 203



TAIS MIGNON

Small devices in thermosetting GRP



Flush-mounted switches
IP67

| Poles | Rated current/voltage | Flush-mount dimensions (mm) | Palazzoli code | Pack Qty |
|-------|-----------------------|-----------------------------|----------------|----------|
| 1P | 16A 250V~ 10A 400V~ | 62x80 | 202291 | 1 |
| 2P | 16A 250V~ 10A 400V~ | 62x80 | 202292 | 1 |
| 3P | 16A 400V~ | 62x80 | 202293 | 1 |

Equipment included: with through holes for cable entry and accessories for panel fixing.
Features: code 202293 with double break contacts.



Flush-mounted two-way switches
IP67

| Poles | Rated current/voltage | Flush-mount dimensions (mm) | Palazzoli code | Pack Qty |
|-------|-----------------------|-----------------------------|----------------|----------|
| 1P | 16A 250V~ 10A 400V~ | 62x80 | 202296 | 1 |

Equipment included: with through holes for cable entry and accessories for panel fixing.



Flush-mounted selector switches
IP67

| Poles | Rated current/voltage | Flush-mount dimensions (mm) | Palazzoli code | Pack Qty |
|-------|-----------------------|-----------------------------|----------------|----------|
| 1P | 16A 250V~ 10A 400V~ | 62x80 | 202295 | 1 |

Equipment included: with through holes for cable entry and accessories for panel fixing.
Features: By removing the rear jumper, the device becomes a double single-pole switch.



Flush-mounted push-buttons
IP67

| Poles | Rated current/voltage | Flush-mount dimensions (mm) | Palazzoli code | Pack Qty |
|-------|-----------------------|-----------------------------|----------------|----------|
| 1 NO | 10A 400V~ | 62x80 | 261495 | 1 |
| 1 NC | 10A 400V~ | 62x80 | 261496 | 1 |

Equipment included: with through holes for cable entry and accessories for panel fixing.



Flush-mounted open-close
push button panel
IP67

| Poles | Rated current/voltage | Flush-mount dimensions (mm) | Palazzoli code | Pack Qty |
|-----------|-----------------------|-----------------------------|----------------|----------|
| 1 NO+1 NC | 10A 400V~ | 62x80 | 261493 | 1 |

Equipment included: with through holes for cable entry and accessories for panel fixing.



TAIS MIGNON

Small devices in thermosetting GRP



Flush-mounted signalling lamps with E14 lamp holder IP65

| Rated voltage (V) | Diffuser colour | Flush-mount dimensions (mm) | Palazzoli code | Pack Qty |
|-------------------|-----------------|-----------------------------|----------------|----------|
| 250 | red | 62x80 | 800071 | 1 |
| 250 | green | 62x80 | 800072 | 1 |
| 250 | Transparent | 62x80 | 800073 | 1 |
| 250 | yellow | 62x80 | 800074 | 1 |

Features: polycarbonate diffuser. E14 lamp holder for 3C lamps, 12W max. Lamp not included. With through holes for cable entry.



Flush-mounted pulling box IP65

| Outer dimensions (mm) | Flush-mount dimensions (mm) | Palazzoli code | Pack Qty |
|-----------------------|-----------------------------|----------------|----------|
| 73x91 | 62x80 | 202299 | 1 |

Equipment included: complete with accessories for panel fixing.
Features: with through holes for cable entry.



Flush-mounted boxes for Ticino Magic devices IP44

| Frame dimensions (mm) | Flush-mount dimensions (mm) | Installable modules | Palazzoli code | Pack Qty |
|-----------------------|-----------------------------|---------------------|----------------|----------|
| 62x80 | 50x50 | 1 | 559011 | 1 |
| 62x80 | 50x50 | 1+1 | 559012 | 1 |

Equipment included: stainless steel captive fixing screws.

Technical accessories:



Flush-mounted Schuko domestic socket IP44

| Flush-mount dimensions (mm) | Description | Palazzoli code | Pack Qty |
|-----------------------------|--|----------------|----------|
| 50x50 | 2P+ ⏏ 10/16A UNEL, pitch 19mm Schuko type (with side earth) | 431252 | 10 |

Equipment included: stainless steel captive fixing screws.



Flush-mounted box for domoTER domestic sockets with watertight cap for plugged-in plug IP55

| Frame dimensions (mm) | Flush-mount dimensions (mm) | Installable modules | Palazzoli code | Pack Qty |
|-----------------------|-----------------------------|---------------------|----------------|----------|
| 62x80 | 50x50 | 2 | 559132 | 15 |

Equipment included: stainless steel captive fixing screws.



Flush-mounted frame for domoTER domestic sockets with watertight cap for plugged-in plug IP55

| Frame dimensions (mm) | Flush-mount dimensions (mm) | Installable modules | Palazzoli code | Pack Qty |
|-----------------------|-----------------------------|---------------------|----------------|----------|
| 62x80 | 50x50 | 2 | 559134 | 1 |

Equipment included: stainless steel captive fixing screws.

Technical accessories:





TAIS MIGNON

Small devices in thermosetting GRP



Flush-mounted industrial socket-outlets 50/60Hz IP44

| Rated current (A) | Rated voltage (V) | Voltage colour | Poles | h ref. | Palazzoli code | Pack Qty |
|-------------------|-------------------|----------------|--------|--------|----------------|----------|
| 16 | 110 | ● | 2P+⊕ | 4 | 471254 | 10 |
| | 110 | ● | 3P+⊕ | 4 | 471214 | 1 |
| | 110 | ● | 3P+N+⊕ | 4 | 471224 | 1 |
| | 230 | ● | 2P+⊕ | 6 | 471354 | 1 |
| | 230 | ● | 3P+⊕ | 9 | 471364 | 1 |
| | 230 | ● | 3P+N+⊕ | 9 | 471334 | 1 |
| | 400 | ● | 2P+⊕ | 9 | 471454 | 1 |
| | 400 | ● | 3P+⊕ | 6 | 471464 | 1 |
| | 400 | ● | 3P+N+⊕ | 6 | 471434 | 1 |

Equipment included: stainless steel fixing captive screws.

Features: the versions 2P+⊕ can be panel mounted with bottom box code 101221. The versions 2P+⊕ and 3P+⊕ can be wall mounted by using the box code 101092. The versions 3P+N+⊕ can be wall mounted by using the box code 101191.

Technical accessories:



page 60



Flush-mounted industrial socket-outlets for extra-low voltage 50/60Hz IP44

| Rated current (A) | Rated voltage (V) | Voltage colour | Poles | h ref. | Palazzoli code | Pack Qty |
|-------------------|-------------------|----------------|-------|--------|----------------|----------|
| 16 | 24 | ● | 2P | - | 471054 | 1 |
| | 24 | ● | 3P | - | 471064 | 1 |
| | 42 | ○ | 2P | 12 | 471154 | 1 |
| | 42 | ○ | 3P | 12 | 471164 | 1 |
| 32 | 24 | ● | 2P | - | 471056 | 1 |
| | 24 | ● | 3P | - | 471066 | 1 |
| | 42 | ○ | 2P | 12 | 471156 | 1 |
| | 42 | ○ | 3P | 12 | 471166 | 1 |

Equipment included: stainless steel captive fixing screws.

Features: it can be panel mounted with bottom box code 101221. It can be wall mounted with box code 101092.

Technical accessories:



page 66





Bottom box for the installation of flush-mounted TAIS MIGNON sockets

| Flush-mount dimensions (mm) | Frame dimensions (mm) | Palazzoli code | Pack Qty |
|-----------------------------|-----------------------|----------------|----------|
| 62x80 | 73x91x5,5 | 101221 | 10 |



Bottom box for wall mounting of TAIS MIGNON flush-mounted socket-outlets

| Outer dimensions (mm) | Entry type | Palazzoli code | Pack Qty |
|-----------------------|---|----------------|----------|
| 62x80x36 | M20  | 101092 | 10 |
| 77x102x42 | M25  | 101191 | 1 |

Equipment included: cable glands.



RONDÒ

Small devices in aluminium alloy

| | |
|-------------------------------|---|
| Body material | Aluminium alloy |
| Surface treatment | Fluorozirconate passivation |
| Colour | RAL 5012 Light blue (cover) RAL 7035 Light grey (base) |
| Protection rating | IP54 - IP55 |
| Impact resistance | IK10 |
| Corrosivity category | Equivalent to C3-H / C4-H |
| Insulation class | I |
| Ambient operating temperature | -25°C - +70°C |
| Ambient storage temperature | -50°C - +80°C |
| Rated current | 16A |
| Operating voltage | 250V - 400V |
| Operating frequency | 50/60Hz |



DIRECTIVES

2014/35/EU (LVD)
2011/65/EU (RoHS)
2012/19/EU (WEEE)

PRODUCT STANDARDS

IEC/EN 60669-1
IEC/EN 63000

| Cable gland features: | | M20 | M25 |
|-----------------------|----|------|------|
| Entry cable diameter | mm | 5-13 | 8-19 |



Wall-mounted switches
IP55

| Poles | Entry type | Rated current/voltage | Palazzoli code | Pack Qty |
|-------|------------|-----------------------|----------------|----------|
| 1P | M20 | 16A 250V~ 10A 400V~ | 201151 | 1 |
| 2P | M20 | 16A 250V~ 10A 400V~ | 201152 | 1 |
| 2P | M20 M20 | 16A 250V~ 10A 400V~ | 201162 | 1 |

Equipment included: earth screws inside and outside the box.
A number of cable glands equal to the number of entries.



Wall-mounted two-way switches
IP55

| Poles | Entry type | Rated current/voltage | Palazzoli code | Pack Qty |
|-------|------------|-----------------------|----------------|----------|
| 1P | M20 | 16A 250V~ 10A 400V~ | 201156 | 1 |
| 1P | M20 M20 | 16A 250V~ 10A 400V~ | 201166 | 1 |

Equipment included: earth screws inside and outside the box.
A number of cable glands equal to the number of entries.



Wall-mounted selector switches
IP55

| Poles | Entry type | Rated current/voltage | Palazzoli code | Pack Qty |
|-------|------------|-----------------------|----------------|----------|
| 1P | M20 | 16A 250V~ 10A 400V~ | 201155 | 1 |

Equipment included: earth screws inside and outside the box.
A number of cable glands equal to the number of entries.
Features: by removing the rear bond, the device becomes a double single-pole switch.



RONDÒ

Small devices in aluminium alloy



Wall-mounted push-buttons
IP55

technopolymer
cable gland

| Description | Entry type | Rated current/voltage | Palazzoli code | Pack Qty |
|-------------|------------|-----------------------|----------------|----------|
| 1P NO | M20 | 10A 400V~ | 261021 | 1 |

Equipment included: earth screws inside and outside the box.
A number of cable glands equal to the number of entries.



Wall-mounted concentric
socket-outlets
IP54

technopolymer
cable gland

| Rated current (A) | Entry type | Rated voltage | Poles | Palazzoli code | Pack Qty |
|-------------------|------------|---------------|-------|----------------|----------|
| 6 | M20 | 25V~50Vcc | 2P | 401030 | 1 |
| 10 | M20 | 25V~50Vcc | 2P | 401031 | 1 |

Equipment included: internal and external earth screws. A number of cable glands equal to the number of entries.



Concentric mobile plugs
IP20

| Rated current (A) | Rated operating voltage | Poles | Palazzoli code | Pack Qty |
|-------------------|-------------------------|-------|----------------|----------|
| 6 | 25V~ 50Vcc | 2P | 407030 | 1 |
| 10 | 25V~ 50Vcc | 2P | 407031 | 1 |

Features: IP54 with sleeve code 590021. Smooth hole passage.



Cable protection sleeve
in non-ageing elastomer
for concentric mobile plugs

| Manufacturing material | Colour | Palazzoli code | Pack Qty |
|------------------------|--------|----------------|----------|
| non-ageing elastomer | black | 590021 | 1 |

Uses: it enables to increase the IP54 protection rating of plugs with code 407030, 407031 and the IP44 protection rating of the plugs with code 437152.



Wall-mounted signalling lamps
with E14 lamp holder
IP54

technopolymer
cable gland

| Rated voltage (V) | Entry type | Diffuser colour | Lamp max. power (W) | Palazzoli code | Pack Qty |
|-------------------|------------|-----------------|---------------------|----------------|----------|
| 250 | M20 | red | 12 | 800121 | 1 |
| 250 | M20 | green | 12 | 800122 | 1 |
| 250 | M20 | Transparent | 12 | 800123 | 1 |

Equipment included: internal and external earth screw. A number of cable glands equal to the number of entries.

Features: E14 lamp holder for 3C lamps. Lamp not included



Wall-mounted junction boxes
IP54

technopolymer
cable gland

| Inner diameter (mm) | Entry type | Palazzoli code | Pack Qty |
|---------------------|-------------------|----------------|----------|
| Ø 62 | M20 | 112020 | 1 |
| Ø 62 | M20 M20 | 112030 | 10 |
| Ø 62 | M20 M20 M20 | 112040 | 1 |
| Ø 82 | M25 | 113020 | 1 |
| Ø 82 | M25 M25 | 113030 | 10 |
| Ø 82 | M25 M25 M25 | 113040 | 1 |

Equipment included: earth screws inside and outside the box.
A number of cable glands equal to the number of entries.



Terminal blocks with cage terminals
for junction boxes
400V

| For boxes with dimensions (mm) | No. of poles per section | Palazzoli code | Pack Qty |
|--------------------------------|--------------------------|----------------|----------|
| Ø 62 | 4x6 mm ² | 112094 | 30 |
| Ø 82 | 4x10 mm ² | 113094 | 20 |



ALARM

Sirens and bells in aluminium alloy

| | |
|-------------------------------|---|
| Body material | Aluminium alloy (body) Painted galvanised steel (drum) |
| Surface treatment | Fluorozirconate passivation |
| Colour | RAL 5012 Light blue (drum) RAL 7035 Light grey (body) |
| Protection rating | IP66 |
| Impact resistance | IK10 |
| Corrosivity category | Equivalent to C4-M / C3-H |
| Insulation class | I |
| Ambient operating temperature | -40°C - +40°C |
| Ambient storage temperature | -50°C - +80°C |
| Operating voltage | 24-110-230V~ |
| Operating frequency | 50/60Hz |
| Operation | Continuous |
| Entry cable diameter | 5 - 13 mm |



Bells with steel drum
50/60Hz IP66

| Rated voltage (V) | Drum diameter (mm) | Sound level at 1 m (dB) | Power (VA) | Palazzoli code | Pack Qty |
|-------------------|--------------------|-------------------------|-------------------------------|----------------|----------|
| 24 | 105 | 101 | 13 VA initial 11 VA vibrating | 900253 | 1 |
| 110 | 105 | 101 | 13 VA initial 11 VA vibrating | 900263 | 1 |
| 230 | 105 | 101 | 13 VA initial 11 VA vibrating | 900273 | 1 |

Equipment included: terminal block in thermosetting GRP insulating material and cable gland.

Features: drum in galvanised and painted steel. They are suitable for continuous or extended operation. Earth screws inside and outside the box.



Vibrating membrane sirens
50/60Hz IP66

| Rated voltage (V) | Sound level at 1 m (dB) | Power (VA) | Palazzoli code | Pack Qty |
|-------------------|-------------------------|-------------------------------|----------------|----------|
| 24 | 107/105 | 60 VA initial 25 VA vibrating | 900453 | 1 |
| 110 | 107/105 | 60 VA initial 25 VA vibrating | 900463 | 1 |
| 230 | 107/105 | 60 VA initial 25 VA vibrating | 900473 | 1 |

Equipment included: terminal block in thermosetting GRP insulating material and cable gland.

Features: prolonged operation with 1 hour pause every 4 hours.



DIRECTIVES

2014/30/EU (EMC)
2014/35/EU (LVD)
2011/65/EU (RoHS)
2012/19/EU (WEEE)

PRODUCT STANDARDS

IEC/EN 62080
IEC/EN 63000



Directional horn for sirens

| Max. diameter (mm) | Siren+horn projection (mm) | Palazzoli code | Pack Qty |
|--------------------|----------------------------|----------------|----------|
| 112 | 238 | 900448 | 1 |

Equipment included: complete with stainless steel fixing screws.



Pre-wired distribution boards

STANDARD APPLICATIONS



JANUS

Universal distribution
ACS boards
Page 214



ENERGYBOX

ACS assemblies
for incoming power supply
Page 219



ENERGY GO

Mobile ACS
distribution boards
Page 224



ROTOR

Interlocked extensions
Page 225

HEAVY-DUTY APPLICATIONS



ENERGY METALBOX

ACS distribution boards
in metal cabinet
Page 226



ENERGY TAIS

ACS distribution boards
on stainless steel stand
Page 228

ACS COMPOSER

Software for the design and cost estimate of distribution boards.

- ✓ Select the distribution board
- ✓ Compose your distribution board
- ✓ Calculate the cost estimate
- ✓ Download the certificates



JANUS





JANUS

Universal distribution ACS boards

ADVANTAGES



1

The transparent lid allows easy and quick access to the circuit protection devices at any location.

The JANUS board integrates all of the fixings for wall mounted or floor installations, without the need for accessories.



2

Easy to carry, ergonomic handle for on-site use.



3

The cable clamp groove avoids the possibility that the plug is inadvertently removed from the wall-mounted distribution board.



4



JANUS

Universal distribution ACS boards

| | |
|--------------------------------------|-------------------|
| Body material | Technopolymer |
| Colour | RAL 5015 Sky blue |
| Protection rating | IP65 |
| Impact resistance | IK08 |
| Resistance to abnormal heat and fire | 650°C (enclosure) |
| Insulation class | II |
| Ambient operating temperature | -20°C - +40°C |
| Ambient storage temperature | -30°C - +70°C |
| Rated current | 16A - 32A |
| Operating voltage | 230V - 400V |
| Insulation voltage | 500V |
| Operating frequency | 50/60Hz |
| RCD protection type | AC |
| Cable length | 2 m |



Universal distribution boards foldable with 4 interlocked socket-outlets with power terminal block and fuse protection IP65

| Main switch A / kW | Interlocked socket-outlets | | | | 2P+≋ P30/P17 10/16A | Palazzoli code | Pack Qty |
|--------------------|----------------------------|-------------|---------------|---------------|---------------------------|----------------|----------|
| | 16A 2P+≋ | 16A 3P+≋ | 16A 3P+N+≋ | 32A 3P+N+≋ | | | |
| 32/6 | 4 | | | | | 644101 | 1 |
| 32/18 | 3 | 1 | | | | 644102 | 1 |
| 32/18 | 3 | | 1 | | | 644103 | 1 |
| 32/18 | 2 | 2 | | | | 644104 | 1 |
| 32/18 | 2 | 1 | 1 | | | 644105 | 1 |
| 32/18 | 2 | 1 | | 1 | | 644106* | 1 |
| 32/6 | 3 | | | | 1 | 644110 | 1 |

Features: padlockable modular door.

* 32A socket-outlet with direct power supply protected with general MCB.

Notes: if used as a main construction site distribution board, connect the earthing terminal to the earthing node.



Universal distribution boards foldable with 4 interlocked socket-outlets with power plug and fuse protection IP65

| Main switch A / kW | Interlocked socket-outlets | | | | 2P+≋ P30/P17 10/16A | Palazzoli code | Pack Qty |
|--------------------|----------------------------|-------------|---------------|---------------|---------------------------|----------------|----------|
| | 16A 2P+≋ | 16A 3P+≋ | 16A 3P+N+≋ | 32A 3P+N+≋ | | | |
| 32/6 | 4 | | | | | 644001 | 1 |
| 32/18 | 3 | 1 | | | | 644002 | 1 |
| 32/18 | 3 | | 1 | | | 644003 | 1 |
| 32/18 | 2 | 2 | | | | 644004 | 1 |
| 32/18 | 2 | 1 | 1 | | | 644005 | 1 |
| 32/18 | 2 | 1 | | 1 | | 644006* | 1 |
| 32/6 | 3 | | | | 1 | 644010 | 1 |

Equipment included: power plug 3P+N+≋ (18 kW distribution boards),

2P+≋ (6 kW distribution board).

Features: padlockable modular door.

* 32A socket-outlet with direct power supply protected with general MCB.

Notes: the version with plug cannot be used as the main distribution board for construction sites.



DIRECTIVES

2014/30/EU (EMC)
2014/35/EU (LVD)
2011/65/EU (RoHS)
2012/19/EU (WEEE)

PRODUCT STANDARDS

IEC/EN 61439-1
IEC/EN 61439-4
IEC/EN 63000



JANUS

Universal distribution ACS boards



Universal distribution boards foldable with 4 interlocked socket-outlets with power terminal block and MCB protection IP65

| Main switch A / kW | Interlocked socket-outlets | | | | | Palazzoli code | Pack Qty |
|--------------------|----------------------------|----------|------------|------------|---------------------|----------------|----------|
| | 16A 2P+≋ | 16A 3P+≋ | 16A 3P+N+≋ | 32A 3P+N+≋ | 2P+≋ P30/P17 10/16A | | |
| 32/6 | 4 | | | | | 634101 | 1 |
| 32/18 | 3 | 1 | | | | 634102 | 1 |
| 32/18 | 2 | 2 | | | | 634104 | 1 |
| 32/18 | 2 | 1 | 1 | | | 634105 | 1 |
| 32/18 | 2 | 1 | | 1 | | 634106 | 1 |
| 32/6 | 3 | | | | 1 | 634110 | 1 |

Features: padlockable modular door.

Notes: if used as a main construction site distribution board, connect the earthing terminal to the earthing node.



Universal distribution boards foldable with 8 socket-outlets with power plug and MCB protection IP65

| Main switch A / kW | Industrial socket-outlets | | | | | Palazzoli code | Pack Qty |
|--------------------|---------------------------|----------|------------|------------|---------------------|----------------|----------|
| | 16A 2P+≋ | 16A 3P+≋ | 16A 3P+N+≋ | 32A 3P+N+≋ | 2P+≋ P30/P17 10/16A | | |
| 32/6 | 4 | | | | 4 | 638040* | 1 |
| 32/6 | 8 | | | | | 638041 | 1 |
| 32/18 | 4 | 4 | | | | 638042 | 1 |

Equipment included: power plug 3P+N+≋ (18 kW distribution board), 2P+≋ (6 kW distribution board).

Features: padlockable modular door.

*IP55 protection rating.

Notes: the version with plug cannot be used as the main distribution board for construction sites.




Empty distribution board to compose wired distribution boards with up to 4 interlocked socket-outlets or 8 fixed socket-outlets

| Outer dimensions (mm) | Side A | Side B | Palazzoli code | Pack Qty |
|-----------------------|------------|--------|----------------|----------|
| 329x572x325 | 12 modules | blind | 634100 | 1 |

Features: padlockable modular door. Mushroom push-button not included.

Technical accessories:



Universal distribution boards foldable with 4 interlocked socket-outlets with power plug and MCB protection IP65

| Main switch A / kW | Interlocked socket-outlets | | | | | Palazzoli code | Pack Qty |
|--------------------|----------------------------|----------|------------|------------|---------------------|----------------|----------|
| | 16A 2P+≋ | 16A 3P+≋ | 16A 3P+N+≋ | 32A 3P+N+≋ | 2P+≋ P30/P17 10/16A | | |
| 32/6 | 4 | | | | | 634001 | 1 |
| 32/18 | 3 | 1 | | | | 634002 | 1 |
| 32/18 | 2 | 2 | | | | 634004 | 1 |
| 32/18 | 2 | 1 | 1 | | | 634005 | 1 |
| 32/18 | 2 | 1 | | 1 | | 634006 | 1 |
| 32/6 | 3 | | | | 1 | 634010 | 1 |

Equipment included: power plug 3P+N+≋ (18 kW distribution boards), 2P+≋ (6 kW distribution board).

Features: padlockable modular door.


Notes: the version with plug cannot be used as the main distribution board for construction sites.



Stainless steel support for JANUS distribution boards

| Manufacturing material | Palazzoli code | Pack Qty |
|------------------------------|----------------|----------|
| galvanised and painted steel | 601540 | 1 |

ENERGYBOX





ENERGYBOX

ACS assemblies for incoming power supply

ADVANTAGES



1

The multi-purpose handle can be equipped with floodlights and can be used as a cable winder.

The integrated insert withstands the stresses of possible improper use.

2



PRE-WIRED
BOARDS

3

The cable clamp groove avoids the possibility that the plug is inadvertently removed from the wall-mounted distribution board.



The convenient ergonomic handle allows one person to carry the distribution board safely and comfortably. It features five attachment points, to enable selecting the most suitable one, and can also be used with cranes.

4





ENERGYBOX

ACS assemblies for incoming power supply



| | |
|--------------------------------------|-------------------|
| Body material | Technopolymer |
| Colour | RAL 5015 |
| Protection rating | IP65 |
| Impact resistance | IK10 |
| Resistance to abnormal heat and fire | 650°C (enclosure) |
| Insulation class | II |
| Ambient operating temperature | -25°C - +50°C |
| Ambient storage temperature | -30°C - +70°C |
| Rated current | 32A - 63A - 80A |
| Operating voltage | 230V - 400V |
| Insulation voltage | 500V |
| Operating frequency | 50/60Hz |
| RCD protection type | AC |
| Cable length | 2 m |



DIRECTIVES

2014/30/EU (EMC)
2014/35/EU (LVD)
2011/65/EU (RoHS)
2012/19/EU (WEEE)

PRODUCT STANDARDS

IEC/EN 61439-1
IEC/EN 61439-4
IEC/EN 63000



ENERGYBOX

ACS assemblies for incoming power supply

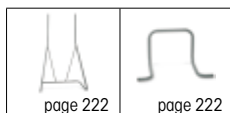


Assemblies for construction sites (ACS) with fixed socket-outlets protected by MCB entry with terminal block 50/60Hz IP65

| Main switch A/kW | Industrial socket-outlets | | Palazzoli code | Pack Qty |
|------------------|---------------------------|---------------|----------------|----------|
| | 16A 2P+≐ 230V | 16A 3P+≐ 400V | | |
| 63/20 | 12 | | 610012 | 1 |
| 63/40 | 6 | 6 | 610606 | 1 |

Equipment included: emergency stop device, 4 brackets for Ø 30 mm conduit installation and 4 plates for wall installation.
Features: padlockable modular door.

Technical accessories:



PRE-WIRED BOARDS



Assemblies for construction sites (ACS) with interlocked socket-outlets protected by MCB entry with terminal block 50/60Hz IP65

| Main switch A/kW | Interlocked socket-outlets | | | | | | 2P+≐ P30/P17 10/16A | Palazzoli code | Pack Qty |
|------------------|----------------------------|---------------|-----------------|---------------|-----------------|---------------|---------------------|----------------|----------|
| | 16A 2P+≐ 230V | 16A 3P+≐ 400V | 16A 3P+N+≐ 400V | 32A 3P+≐ 400V | 32A 3P+N+≐ 400V | 63A 3P+≐ 400V | | | |
| 32/7 | 4 | | | | | | 614101 | 1 | |
| 32/16 | 3 | 1 | | | | | 614102 | 1 | |
| 32/20 | 3 | | | 1 | | | 614103 | 1 | |
| 32/20 | 2 | 2 | | | | | 614104 | 1 | |
| 32/20 | 2 | 1 | 1 | | | | 614105 | 1 | |
| 32/20 | 2 | 1 | | 1 | | | 614106 | 1 | |
| 32/20 | 1 | 2 | | 1 | | | 614107 | 1 | |
| 63/30 | 3 | 1 | | 1 | | | 615101 | 1 | |
| 63/30 | 3 | 1 | | | 1 | | 615102 | 1 | |
| 63/30 | 2 | 3 | | | | | 615103 | 1 | |
| 63/30 | 2 | 2 | | 1 | | | 615104 | 1 | |
| 63/30 | 2 | 2 | | | 1 | | 615105 | 1 | |
| 63/30 | 2 | 1 | | 1 | | 1 | 615106 | 1 | |
| 63/30 | 2 | 1 | 1 | | 1 | | 615107 | 1 | |
| 63/30 | 4 | 2 | | | | | 616101 | 1 | |
| 63/30 | 3 | 3 | | | | | 616102 | 1 | |
| 63/30 | 3 | 2 | | 1 | | | 616103 | 1 | |
| 63/30 | 3 | 2 | | | 1 | | 616104 | 1 | |
| 63/40 | 2 | 3 | | 1 | | | 616105 | 1 | |
| 63/40 | 2 | 2 | | 2 | | | 616106 | 1 | |
| 63/40 | 2 | | 2 | | 2 | | 616107 | 1 | |
| 63/40 | 2 | 2 | | 1 | 1 | | 616108 | 1 | |
| 63/30 | 2 | 3 | | | | 1 | 616109* | 1 | |
| 63/30 | 2 | 2 | | | 1 | 1 | 616110* | 1 | |

Equipment included: emergency stop device, 4 brackets for Ø 30 mm conduit installation and 4 plates for wall installation.
Features: padlockable modular door.
 *IP55 protection rating.

Technical accessories:





ENERGYBOX

ACS assemblies for incoming power supply



Assemblies for construction sites (ACS) with interlocked socket-outlets protected by MCB entry with plug 50/60Hz IP65

| Main switch A/kW | Interlocked socket-outlets | | | | | | Palazzoli code | Pack Qty |
|------------------|----------------------------|---------------|-----------------|---------------|-----------------|---------------|----------------|----------|
| | 16A 2P+≐ 230V | 16A 3P+≐ 400V | 16A 3P+N+≐ 400V | 32A 3P+≐ 400V | 32A 3P+N+≐ 400V | 63A 3P+≐ 400V | | |
| 32/7 | 4 | | | | | | 614001 | 1 |
| 32/16 | 3 | 1 | | | | | 614002 | 1 |
| 32/20 | 2 | 2 | | | | | 614003 | 1 |
| 32/20 | 2 | 1 | 1 | | | | 614004 | 1 |
| 32/20 | 2 | 1 | | 1 | | | 614005 | 1 |
| 63/30 | 3 | 1 | | 1 | | | 615001 | 1 |
| 63/30 | 3 | 1 | | | 1 | | 615002 | 1 |
| 63/30 | 2 | 2 | | 1 | | | 615003 | 1 |
| 63/30 | 2 | 1 | | 1 | | 1 | 615004 | 1 |
| 63/30 | 2 | 1 | 1 | | 1 | | 615005 | 1 |
| 63/30 | 4 | 2 | | | | | 616001 | 1 |
| 63/30 | 3 | 3 | | | | | 616002 | 1 |
| 63/30 | 3 | 2 | | 1 | | | 616003 | 1 |
| 63/30 | 3 | 2 | | | 1 | | 616004 | 1 |
| 63/30 | 3 | | 2 | | 1 | | 616005 | 1 |
| 63/40 | 2 | 3 | | 1 | | | 616006 | 1 |
| 63/40 | 2 | 2 | | 2 | | | 616007 | 1 |
| 63/40 | 2 | | 2 | | 2 | | 616008 | 1 |
| 63/40 | 2 | 2 | | 1 | 1 | | 616009 | 1 |

Equipment included: emergency stop device. 4 brackets for fixing to a 30 mm Ø conduit and 4 plates for wall-mounting. Power plug 3P+N+≐.

Features: padlockable modular door.




Assemblies for construction sites (ACS) with interlocked socket-outlets protected by fuses entry with terminal block 50/60Hz IP65

| Main switch A/kW | Interlocked socket-outlets | | | | | | | | Palazzoli code | Pack Qty |
|------------------|----------------------------|---------------|-----------------|---------------|---------------|-----------------|---------------|-----------------|----------------|----------|
| | 16A 2P+≐ 230V | 16A 3P+≐ 400V | 16A 3P+N+≐ 400V | 32A 2P+≐ 230V | 32A 3P+≐ 400V | 32A 3P+N+≐ 400V | 63A 3P+≐ 400V | 63A 3P+N+≐ 400V | | |
| 32/7 | 4 | | | | | | | | 604101 | 1 |
| 32/16 | 3 | 1 | | | | | | | 604102 | 1 |
| 32/20 | 3 | | | 1 | | | | | 604103 | 1 |
| 32/20 | 3 | | | | 1 | | | | 604104 | 1 |
| 32/20 | 2 | 2 | | | | | | | 604105 | 1 |
| 32/20 | 2 | 1 | 1 | | | | | | 604106 | 1 |
| 32/20 | 2 | 1 | | | 1 | | | | 604107 | 1 |
| 32/20 | 1 | 2 | | | 1 | | | | 604108 | 1 |
| 63/30 | 3 | 1 | | | 1 | | | | 605101 | 1 |
| 63/30 | 3 | 1 | | | | 1 | | | 605102 | 1 |
| 63/30 | 2 | 3 | | | | | | | 605103 | 1 |
| 63/30 | 2 | 2 | | | 1 | | | | 605104 | 1 |
| 63/30 | 2 | 2 | | | | 1 | | | 605105 | 1 |
| 63/30 | 2 | 1 | 1 | | | 1 | | | 605106 | 1 |
| 80/45 | 2 | 1 | | | 1 | | 1 | | 605107 | 1 |
| 80/45 | 2 | | 1 | | | 1 | | 1 | 605108 | 1 |
| 63/30 | 4 | 2 | | | | | | | 606101 | 1 |
| 63/30 | 3 | 3 | | | | | | | 606102 | 1 |
| 63/30 | 3 | 2 | | | 1 | | | | 606103 | 1 |
| 63/30 | 3 | 2 | | | | 1 | | | 606104 | 1 |
| 63/40 | 2 | 3 | | | 1 | | | | 606105 | 1 |
| 63/40 | 2 | 2 | | | 2 | | | | 606106 | 1 |
| 63/40 | 2 | | 2 | | | 2 | | | 606107 | 1 |
| 63/40 | 2 | 2 | | | 1 | 1 | | | 606108 | 1 |

Equipment included: emergency stop device. 4 brackets for Ø 30 mm conduit installation and 4 plates for wall installation. **Features:** padlockable modular door.

Common technical accessories:





ENERGYBOX

ACS assemblies for incoming power supply




Empty distribution board to compose wired distribution boards with up to 6 socket-outlets

| Description | Dimensions (mm) | Palazzoli code | Pack Qty |
|-------------|-----------------|----------------|----------|
| Empty box | 680X605X340 | 501530 | 1 |

Equipment included: 4 brackets for fastening to a Ø 30 mm conduit and 4 plates for wall mounting.
Features: the enclosure is designed to accommodate:

- M40 cable gland code 501590;
- enclosure with M40 cable gland and external emergency push-button code 501591;
- industrial plug.

Technical accessories:



page 222

page 222



Entry kit for ENERGYBOX distribution boards with 90° industrial plug IP65

| Rated current (A) | Rated voltage (V) | Voltage colour | Poles | h ref. | Palazzoli code | Pack Qty |
|-------------------|-------------------|----------------|--------|--------|----------------|----------|
| 63 | 400 | ● | 3P+N+⊕ | 6 | 501595 | 1 |



Entry kit for ENERGYBOX distribution boards with external emergency push-button cable gland and locknut IP65

| Threading | Fastening diameter (mm) | Palazzoli code | Pack Qty |
|-----------|-------------------------|----------------|----------|
| M40x1.5 | 18 - 32 | 501591 | 1 |



Entry kit for ENERGYBOX distribution boards with cable gland elastomeric gasket and locknut

| Threading | Fastening diameter (mm) | Palazzoli code | Pack Qty |
|-----------|-------------------------|----------------|----------|
| M40x1.5 | 18 - 32 | 501590 | 1 |



Cover with emergency push-button for ACS distribution boards IP55

| For distribution boards EnergyBox type | Palazzoli code | Pack Qty |
|--|----------------|----------|
| with 6 interlocked socket-outlets | 501560 | 1 |

Features: complete with warning lamp and 1 NO contact.



Box with emergency push-button for ACS assemblies IP55

| For distribution boards EnergyBox type | Palazzoli code | Pack Qty |
|--|----------------|----------|
| with 4 interlocked socket-outlets | 501565 | 1 |

Features: complete with warning lamp and 1 NO contact.

GUIDE TO THE PREPARATION OF ACS DISTRIBUTION BOARDS



501530

Board for installation of 2 PRIMA socket-outlets from page 92

Board for installation of 2 TopTER socket-outlets from page 80



579620


579735

579725

ACS assemblies with 6 socket-outlets, 27 DIN modules (9+9+9)

ACS assemblies with 6 socket-outlets, 18 DIN modules (9+9)

ACS assemblies with 4 socket-outlets, 18 DIN modules (9+9)



3x code 579620 or 3x code 579735

Cover with emergency push-button, code 501560

3x code 579620 or 3x code 579735


Box with emergency push-button, code 501565

2x code 579620 or 2x code 579735



ENERGYBOX

ACS assemblies for incoming power supply



Kit for ACS assemblies with 6 socket-outlets internal emergency 6 topTERs, 1 6A and/or 32A

| Outer dimensions (mm) | No. of DIN modules | Palazzoli code | Pack Qty |
|-----------------------|--------------------|----------------|----------|
| 680x605x340 | 9+9 | 601532 | 1 |

Equipment included: M40 cable gland for Ø 18-32mm cables.
Features: padlockable modular door.



Kit for ACS assemblies with 6 socket-outlets external emergency 6 topTERs 1 6A and/or 32A

| Outer dimensions (mm) | No. of DIN modules | Palazzoli code | Pack Qty |
|-----------------------|--------------------|----------------|----------|
| 680x605x340 | 9+9+9 | 601632 | 1 |

Equipment included: M40 cable gland for Ø 18-32mm cables.
Features: padlockable modular door.

Technical accessories:



Kit for ACS assemblies with 5 socket-outlets internal emergency 4 topTERs, 1 6A and/or 32A 1 topTER, 63A

| Outer dimensions (mm) | No. of DIN modules | Palazzoli code | Pack Qty |
|-----------------------|--------------------|----------------|----------|
| 680x605x340 | 5+12 | 601563 | 1 |

Equipment included: M40 cable gland for Ø 18-32mm cables.
Features: padlockable modular door.



Kit for ACS assemblies with 5 socket-outlets external emergency 4 topTERs, 1 6A and/or 32A 1 topTER, 63A

| Outer dimensions (mm) | No. of DIN modules | Palazzoli code | Pack Qty |
|-----------------------|--------------------|----------------|----------|
| 680x605x340 | 12+5+12 | 601663 | 1 |

Equipment included: M40 cable gland for Ø 18-32mm cables.
Features: padlockable modular door.

Technical accessories:



Cable reel for extension leads complete with screws for ENERGYBOX distribution boards

| Manufacturing material | Palazzoli code | Pack Qty |
|------------------------------|----------------|----------|
| galvanised and painted steel | 501550 | 1 |

Equipment included: 2 brackets and screws for fixing to a Ø 30 mm pipe.



Tubular floor support for ENERGYBOX ACS distribution boards

| Manufacturing material | Palazzoli code | Pack Qty |
|------------------------------|----------------|----------|
| galvanised and painted steel | 501540 | 1 |

Equipment included: 4 brackets for fixing to a Ø 30 mm pipe.

ENERGYBOX

electrifies the Sagrada Familia in Barcelona





ENERGY GO

Mobile ASC distribution boards

| | |
|--------------------------------------|--|
| Body material | Technopolymer |
| Colour | RAL 7035 Light grey |
| Protection rating | IP66 according to IEC 60598-1 |
| Impact resistance | IK08 according to IEC/EN 62262 |
| Resistance to abnormal heat and fire | 850°C (socket insert) 650°C (socket body - board) |
| Flammability class | V-2 (insert) |
| Insulation class | II |
| Ambient operating temperature | -25°C - +50°C |
| Ambient storage temperature | -30°C - +70°C |
| Rated current | 16A - 32A |
| Operating voltage | 230V - 400V |
| Insulation voltage | 500V |
| Operating frequency | 50/60Hz |
| RCD protection type | AC |
| Cable length | 3 m |



DIRECTIVES

2014/30/EU (EMC)
2014/35/EU (LVD)
2011/65/EU (RoHS)
2012/19/EU (WEEE)

PRODUCT STANDARDS

IEC/EN 61439-1
IEC/EN 61439-4
IEC/EN 63000



Portable distribution boards with 3 fixed socket-outlets
MCB and RCD protection
50/60Hz IP66

| 16A 2P+≐ 230V | Socket-outlets | | Plug type | MCB - RCD protection | Palazzoli code | Pack Qty |
|---------------------|---------------------|--------------------------|--------------|----------------------|----------------|----------|
| | 16A 3P+≐ 400V | Bivalent domestic Schuko | | | | |
| 3 | | | 2P+≐ - 16A | 16A 30mA | 670030 | 1 |
| 2 | 1 | | 3P+N+≐ - 16A | 16A 30mA | 670031 | 1 |
| 1 | 2 | | 3P+N+≐ - 16A | 16A 30mA | 670032 | 1 |
| 2 | | 1 | 2P+≐ - 16A | 16A 30mA | 670033 | 1 |

Equipment included: 3 m of H 07 RN-F cable for connection to the plug.
Features: padlockable modular door.



Portable distribution boards with 4 fixed socket-outlets
MCB and RCD protection
50/60Hz IP66

| 16A 2P+≐ 230V | Socket-outlets | | Plug type | MCB - RCD protection | Palazzoli code | Pack Qty |
|---------------------|---------------------|--------------------------|--------------|----------------------|----------------|----------|
| | 16A 3P+≐ 400V | Bivalent domestic Schuko | | | | |
| 4 | | | 2P+≐ - 16A | 16A 30mA | 670040 | 1 |
| 3 | 1 | | 3P+N+≐ - 16A | 16A 30mA | 670041 | 1 |
| 2 | 2 | | 3P+N+≐ - 16A | 16A 30mA | 670042 | 1 |
| | | 4 | 3P+≐ - 16A | 16A 30mA | 670043 | 1 |
| 2 | | 2 | 2P+≐ - 16A | 16A 30mA | 670044 | 1 |

Equipment included: 3 m of H 07 RN-F cable for connection to the plug.
Insulated handle for transport.
Features: padlockable modular door.



Portable distribution boards with 6 fixed socket-outlets
MCB and RCD protection
50/60Hz IP66

| 16A 2P+≐ 230V | Socket-outlets | | | Plug type | MCB - RCD protection | Palazzoli code | Pack Qty |
|---------------------|---------------------|---------------------|--|--------------|----------------------|----------------|----------|
| | 16A 3P+≐ 400V | 32A 3P+≐ 400V | | | | | |
| 4 | 2 | | | 3P+N+≐ - 32A | 32A 30mA | 670060 | 1 |
| 3 | 3 | | | 3P+N+≐ - 32A | 32A 30mA | 670061 | 1 |
| 3 | 2 | 1 | | 3P+N+≐ - 32A | 32A 30mA | 670062 | 1 |
| 6 | | | | 3P+N+≐ - 32A | 32A 30mA | 670063 | 1 |

Equipment included: 3 m of H 07 RN-F cable for connection to the plug.
Insulated handle for transport.
Features: padlockable modular door.

NOTES



The boards can be customised by Palazzoli with side emergency push-button.



ENERGY GO

Mobile ASC distribution boards



Portable transformation boards
50/60Hz IP66

| With transformer 2P 24V 150VA | Industrial 2P+ \pm 230V | MCB - RCD | Palazzoli code | Pack Qty |
|-------------------------------------|---------------------------------|-----------|-------------------|-------------|
| 2 | 2 | 2P 16A | 670130 | 1 |
| 2 | | 2P 16A | 670140 | 1 |

Equipment included: self-protected safety transformer, 3 m H 07 RN-F cable for connection to the plug, handle made of insulating material for transport.

Uses: indispensable in confined conductive areas such as pits, wells, chimneys, tanks and metallic or humid narrow passages and confined excavations in the ground.

Features: padlockable modular door.



Pair of stainless steel plates
for wall mounting of topTER
and PRIMA distribution boards

| For distribution boards | Palazzoli code | Pack Qty |
|--|-------------------|-------------|
| all topTER and PRIMA distribution boards | 579012 | 10 |



Universal support
for topTER, PRIMA
and Energy Go
distribution boards

| Manufacturing material | Palazzoli code | Pack Qty |
|---------------------------|-------------------|-------------|
| width 239 mm and above | 570010 | 1 |

Equipment included: 4 stainless steel screws for fastening the item to the distribution board.

ROTOR

Interlocked extensions



Interlocked extension
with rotoswitch
and 20 m cable
IP66/IP67/IP69

| Rated current (A) | Rated voltage (V) | Voltage colour | Poles | h ref. | Palazzoli code | Pack Qty |
|-------------------------|-------------------------|-------------------|-------------|-----------|-------------------|-------------|
| 16 | 110 | ● | 2P+ \pm | 4 | 670013 | 1 |
| | 230 | ● | 2P+ \pm | 6 | 670010 | 1 |
| | 400 | ● | 3P+ \pm | 6 | 670011 | 1 |
| | | ● | 3P+N+ \pm | 6 | 670012 | 1 |

Equipment included: 20 m of H 07 RN-F 2.5 mm² cable for connection to the plug.

THE ONLY PORTABLE INTERLOCKED EXTENSION



PRE-WIRED
BOARDS



ENERGY METALBOX

ACS distribution boards in metal cabinet

| | |
|-------------------------------|---|
| Body material | 15/10 mm steel sheet (enclosure) 25/10 mm steel sheet (back plate) |
| Colour | RAL 5015 Sky blue |
| Protection rating | IP65 |
| Impact resistance | IK10 |
| Insulation class | I |
| Ambient operating temperature | -25°C - +50°C |
| Ambient storage temperature | -30°C - +70°C |
| Rated current | 63A - 80A - 100A - 125A - 200A |
| Operating voltage | 400V |
| Insulation voltage | 500V |
| Operating frequency | 50/60Hz |
| RCD protection type | AC |



Cabinet
in painted galvanised steel

| Outer dimensions (mm) | Usable inner dimensions (mm) | Palazzoli code | Pack Qty |
|-----------------------|------------------------------|----------------|----------|
| 1160x740x430 | 1065x685 | 500884 | 1 |
| 1530x740x430 | 1430x685 | 500885 | 1 |

Equipment included: emergency push-button external to the distribution board.
Notes: power supply from below.

Technical accessories:

| | | | |
|--|--|---|---|
|  page 81 |  page 108 |  page 120 |  page 130 |
|--|--|---|---|



Pair of supports
for ACS assembly cabinets

| Dimensions (mm) | Palazzoli code | Pack Qty |
|-----------------|----------------|----------|
| 590x690 | 500886 | 1 |



DIRECTIVES

2014/30/EU (EMC)
2014/35/EU (LVD)
2011/65/EU (RoHS)
2012/19/EU (WEEE)

PRODUCT STANDARDS

IEC/EN 61439-1
IEC/EN 61439-4
IEC/EN 63000



ENERGY METALBOX

ACS distribution boards in metal cabinet



Assemblies for Construction Sites (ACS) in metal cabinet with direct outlets protected by MCBs entry with terminal block 50/60Hz IP65

| Main switch A/kW | 230V 2P | | MCBs | | | Palazzoli code | Pack Qty |
|------------------|---------|-----|------|---------|-----|----------------|----------|
| | 16A | 25A | 16A | 400V 4P | 63A | | |
| 63/40 | 2 | | 2 | 1 | | 675101 | 1 |
| 80/50 | 2 | | 1 | 2 | | 675102 | 1 |
| 125/78 | | | 2 | 2 | 2 | 676101 | 1 |
| 125/78 | | | | 4 | 2 | 676102 | 1 |
| 100/62 | 2 | | 1 | 4 | | 677101 | 1 |
| 125/78 | | 2 | | 3 | 2 | 677102 | 1 |
| 100/62 | 3 | | 1 | 4 | | 678101 | 1 |
| 125/78 | | 3 | | 3 | 2 | 678102 | 1 |

Equipment included: emergency push-button external to the distribution board.
Features: padlockable modular door.
Notes: power supply from below.



Assemblies for Construction Sites (ACS) in metal cabinet with interlocked socket-outlet protected by MCB entry with terminal block 50/60Hz IP65

| Main switch A/kW | Interlocked socket-outlets | | | | | | Palazzoli code | Pack Qty |
|------------------|----------------------------|---------------------|---------------------|-----------------------|---------------------|-----------------------|----------------|----------|
| | 16A 2P+ \neq 230V | 16A 3P+ \neq 400V | 32A 3P+ \neq 400V | 32A 3P+N+ \neq 400V | 63A 3P+ \neq 400V | 63A 3P+N+ \neq 400V | | |
| 63/30 | 3 | 1 | 1 | | | | 675001 | 1 |
| 100/60 | 1 | 2 | 1 | 1 | | | 675002 | 1 |
| 100/50 | 3 | 2 | 1 | | | | 676001 | 1 |
| 100/50 | 3 | 2 | | 1 | | | 676002 | 1 |
| 100/50 | 2 | 3 | | 1 | | | 676003 | 1 |
| 100/60 | 2 | 2 | 2 | | | | 676004 | 1 |
| 100/60 | 3 | 2 | 2 | | | | 677001 | 1 |
| 100/60 | 2 | 2 | 3 | | | | 677002 | 1 |
| 200/100 | 2 | 2 | 2 | | | 1 | 677003 | 1 |
| 100/60 | 2 | 2 | | 3 | | | 677004 | 1 |
| 200/100 | 3 | 2 | 2 | | | 1 | 678001 | 1 |
| 200/100 | 2 | 2 | | 2 | 1 | 1 | 678002 | 1 |

Equipment included: emergency push-button external to the distribution board.
Features: padlockable modular door.
Notes: power supply from below.



Assemblies for Construction Sites (ACS) in metal cabinet with interlocked socket-outlets protected by fuses entry with terminal block 50/60Hz IP65

| Main switch A/kW | Interlocked socket-outlets | | | | | | Palazzoli code | Pack Qty |
|------------------|----------------------------|---------------------|---------------------|-----------------------|---------------------|-----------------------|----------------|----------|
| | 16A 2P+ \neq 230V | 16A 3P+ \neq 400V | 32A 3P+ \neq 400V | 32A 3P+N+ \neq 400V | 63A 3P+ \neq 400V | 63A 3P+N+ \neq 400V | | |
| 63/100 | 3 | 1 | 1 | | | | 685001 | 1 |
| 100/60 | 1 | 2 | 1 | 1 | | | 685002 | 1 |
| 100/50 | 3 | 2 | 1 | | | | 686001 | 1 |
| 100/50 | 3 | 2 | | 1 | | | 686002 | 1 |
| 100/50 | 2 | 3 | | 1 | | | 686003 | 1 |
| 100/60 | 2 | 2 | 2 | | | | 686004 | 1 |
| 100/60 | 3 | 2 | 2 | | | | 687001 | 1 |
| 100/60 | 2 | 2 | 3 | | | | 687002 | 1 |
| 200/100 | 2 | 2 | 2 | | | 1 | 687003 | 1 |
| 100/60 | 2 | 2 | | 3 | | | 687004 | 1 |
| 200/100 | 3 | 2 | 2 | | | 1 | 688001 | 1 |
| 200/100 | 2 | 2 | | 2 | 1 | 1 | 688002 | 1 |

Equipment included: emergency push-button external to the distribution board.
Features: padlockable modular door.
Notes: power supply from below.



ENERGY TAIS

ACS distribution boards on stainless steel stand

| | |
|-------------------------------|--|
| Body material | Palazzoli Thermosetting GRP (distribution boards on plates) AISI 304 stainless steel (plate and canopy) |
| Protection rating | IP65 |
| Impact resistance | IK10 |
| Insulation class | II |
| Ambient operating temperature | -25°C - +50°C |
| Ambient storage temperature | -50°C - +80°C |
| Rated current | 63A - 100A - 200A |
| Operating voltage | 400V |
| Insulation voltage | 500V |
| Operating frequency | 50/60Hz |
| RCD protection type | AC |



Frames on stand with stainless steel plate and canopy
AISI 304

| Outer dimensions (mm) | Internal usable dimensions (mm) | Weight (kg) | Palazzoli code | Pack Qty |
|-----------------------|---------------------------------|-------------|----------------|----------|
| 803x1335x565 | 700x600 | 38 | 501500 | 1 |
| 1118x1335x565 | 1000x600 | 58 | 501501 | 1 |
| 1313x1335x565 | 1200x600 | 51 | 501502 | 1 |
| 1853x1685x748 | 1750x840 | 93 | 501503 | 1 |

Technical accessories:

| | | | |
|---|--|---|---|
|  |  |  |  |
| page 81 | page 108 | page 120 | page 130 |



DIRECTIVES

2014/30/EU (EMC)
2014/35/EU (LVD)
2011/65/EU (RoHS)
2012/19/EU (WEEE)

PRODUCT STANDARDS

IEC/EN 61439-1
IEC/EN 61439-4
IEC/EN 63000



ENERGY TAIS

ACS distribution boards on stainless steel stand



Assemblies for construction sites (ACS) on stand with stainless steel plate with direct outlets protected by MCB 50/60Hz IP65

| Main switch A/kW | MCBs 400V 4P | | | | Frame type | Palazzoli code | Pack Qty |
|------------------|--------------|-----|-----|-----|------------|----------------|----------|
| | 16A | 25A | 32A | 63A | | | |
| 100/60 | | 1 | 4 | | MT1 | 500890 | 1 |
| 200/120 | | 1 | 3 | 1 | MT1 | 500891 | 1 |
| 200/120 | | 1 | 4 | 1 | MT2 | 500892 | 1 |
| 200/150 | | 1 | 2 | 3 | MT2 | 500893 | 1 |
| 200/120 | 1 | 2 | 3 | 1 | MT2 | 500894 | 1 |
| 200/150 | | 2 | 3 | 2 | MT2 | 500895 | 1 |
| 200/120 | 1 | 3 | 3 | 1 | MT3 | 500896 | 1 |
| 200/150 | | 3 | 3 | 2 | MT3 | 500897 | 1 |

Features: emergency mushroom button and warning light. Voltage indicator lamp.



Assemblies for construction sites (ACS) on stand with stainless steel plate with interlocked socket-outlets protected by MCB 50/60Hz IP65

| Main switch A/kW | Interlocked socket-outlets | | | | | | | Transf. 16A 2P 24V | Frame type | Palazzoli code | Pack Qty |
|------------------|----------------------------|---------------|-----------------|---------------|-----------------|---------------|-----------------|--------------------|------------|----------------|----------|
| | 16A 2P+≐ 230V | 16A 3P+≐ 400V | 16A 3P+N+≐ 400V | 32A 3P+≐ 400V | 32A 3P+N+≐ 400V | 63A 3P+≐ 400V | 63A 3P+N+≐ 400V | | | | |
| 63/35 | 3 | 1 | | | 1 | | | | MT1 | 500770 | 1 |
| 63/35 | 2 | 2 | | 1 | | | | | MT1 | 500767 | 1 |
| 63/35 | 2 | 2 | | | 1 | | | | MT1 | 500766 | 1 |
| 63/35 | 2 | | 2 | | 1 | | | | MT1 | 500768 | 1 |
| 63/35 | 3 | 1 | | 1 | | | | | MT1 | 500753 | 1 |
| 63/35 | 4 | 2 | | | | | | | MT1 | 500762 | 1 |
| 100/50 | 2 | 2 | | 2 | | | | | MT2 | 500817 | 1 |
| 100/50 | 2 | 2 | | | 2 | | | | MT2 | 500816 | 1 |
| 63/35 | 2 | 2 | | | 1 | | | 1 | MT1 | 500750 | 1 |
| 100/50 | 2 | | | 4 | | | | 1 | MT2 | 500792 | 1 |
| 100/50 | 2 | 2 | | 3 | | | | | MT2 | 500802 | 1 |
| 100/50 | 2 | 2 | | 2 | | | | 1 | MT2 | 500800 | 1 |
| 100/50 | 2 | 2 | | | 3 | | | | MT2 | 500801 | 1 |
| 100/50 | 2 | | | 2 | 2 | | | 1 | MT2 | 500790 | 1 |
| 100/50 | 2 | 2 | | | 2 | | | 1 | MT3 | 500843 | 1 |
| 200/100 | 2 | 2 | | 2 | | | 1 | 1 | MT3 | 500841 | 1 |
| 200/100 | 2 | 2 | | | 2 | | 1 | 1 | MT3 | 500840 | 1 |
| 200/100 | 3 | 3 | | 2 | | 1 | | | MT3 | 500835 | 1 |
| 200/100 | 3 | 3 | | | 2 | | 1 | | MT3 | 500833 | 1 |
| 200/100 | 2 | 2 | | 2 | | | 1 | 2 | MT3 | 500831 | 1 |
| 200/100 | 2 | 2 | | | 2 | | 1 | 2 | MT3 | 500830 | 1 |

Features: emergency mushroom button and warning light. Voltage indicator lamp.



Assemblies for construction sites (ACS) on stand with stainless steel plate with interlocked socket-outlets protected by fuses 50/60Hz IP65

| Main switch A/kW | Interlocked socket-outlets | | | | | | | Transf. 16A 2P 24V | Frame type | Palazzoli code | Pack Qty |
|------------------|----------------------------|---------------|-----------------|---------------|-----------------|---------------|-----------------|--------------------|------------|----------------|----------|
| | 16A 2P+≐ 230V | 16A 3P+≐ 400V | 16A 3P+N+≐ 400V | 32A 3P+≐ 400V | 32A 3P+N+≐ 400V | 63A 3P+≐ 400V | 63A 3P+N+≐ 400V | | | | |
| 63/35 | 3 | 2 | | | | | | | FS1 | 500874 | 1 |
| 63/35 | 3 | 1 | | 1 | | | | | FS1 | 500863 | 1 |
| 63/35 | 2 | 3 | | | | | | | FS1 | 500872 | 1 |
| 63/35 | 2 | 2 | | 1 | | | | | FS1 | 500860 | 1 |
| 63/35 | 2 | 2 | | | 1 | | | | FS1 | 500861 | 1 |
| 100/50 | 2 | | | | | 2 | | 2 | MT2 | 500918 | 1 |
| 100/50 | 3 | 3 | | | 2 | | | | MT2 | 500916 | 1 |
| 100/50 | 3 | 2 | | 2 | | | | 1 | MT2 | 500903 | 1 |
| 100/50 | 3 | 2 | | | 2 | | | 1 | MT2 | 500904 | 1 |
| 100/50 | 2 | 2 | | 2 | | | | 2 | MT2 | 500900 | 1 |
| 200/100 | 3 | 3 | | | 2 | | 1 | | MT3 | 500949 | 1 |
| 200/100 | 4 | 2 | | 2 | | 1 | | 1 | MT3 | 500941 | 1 |
| 200/100 | 4 | 2 | | | 2 | | 1 | 1 | MT3 | 500943 | 1 |
| 200/100 | 4 | 2 | | 2 | | 1 | | 2 | MT3 | 500930 | 1 |
| 200/100 | 4 | 4 | | 2 | | 1 | | | MT3 | 500933 | 1 |
| 200/100 | 4 | 4 | | | 2 | | 1 | | MT3 | 500934 | 1 |
| 200/100 | 4 | 4 | | 2 | | | 1 | | MT3 | 500935 | 1 |
| 200/100 | 4 | 2 | 2 | | 2 | | 1 | | MT3 | 500936 | 1 |

Features: emergency mushroom button and warning light. Voltage indicator lamp.





Atex

The Company has extensive experience in extreme environments where flammable materials, oxidising chemicals, salt solutions, acids and motor and vegetable oils are handled. Palazzoli is the absolute market leader in Atex products, explosion-proof equipment for high-risk environments. Power plants, chemical industries, oil platforms, military bases and refineries are just a few areas where lighting devices must prevent any propagation of sparks and ensure safe and reliable operation over time.



The Company has consolidated experience in extreme environments, where the presence of oxidising chemicals, saline solutions, acids and motor and vegetable oils has forged the products for which Palazzoli is the absolute market leader.

The IE regulatory system, in particular with the IEC 60079-10 series of standards, which establishes the basic rules for electrical installations in places where there is a danger of explosion due to the presence of both gas and combustible dust, with regard to the classification of hazardous areas, refers to a particular calculation model, called the I IEC zone system.

This model is based on the determination of the probability of the formation of an explosive atmosphere and its persistence over time in the environments, which thus become fundamental parameters for the classification of hazardous areas.



Danger

Gases - vapours

Dusts

Permanent

ZONE 0

ZONE 20

Occasional

ZONE 1

ZONE 21

Not likely

ZONE 2

ZONE 22

TAISBOX-EX

electrifies the Rotterdam regasification plant





ATEX

ENCLOSURES, JUNCTION BOXES AND CABLE GLANDS



TAISBOX-EX

Zones 1, 2, 21 and 22
junction boxes
in antistatic thermosetting GRP
Page 249



TAISBOX-EXU

Zones 1, 2, 21 and 22
boxes
in antistatic thermosetting GRP
Page 251



ALUCASE-EXU

Zones 1, 2, 21 and 22
boxes
in aluminium alloy
Page 252



UNIBOX-EXU

Zones 2, 22
boxes
in aluminium alloy
Page 253



UNI-EX

Zones 1, 2, 21 and 22
cable glands
and adaptors
Page 256

MOBILE PLUGS, INTERLOCKED SOCKET-OUTLETS AND CONTROL DEVICES



XCEE-EX

Zones 2, 21 and 22
mobile plugs
in antistatic technopolymer
Page 239



TAIS-EX

Zones 2, 21 and 22
interlocked socket-outlets
in antistatic thermosetting GRP
Page 245



CAMTAIS-EX

Zones 2, 21 and 22
rotary devices
in antistatic thermosetting GRP
Page 259



CAMALUPRES-EX

Zones 2, 21 and 22
rotary devices
in aluminium alloy
Page 260



TAISMIGNON-EX

Zones 2, 22
small devices
in antistatic thermosetting GRP
Page 261



EASY COMPOSER

Software for the design and cost estimate of distribution boards.

- ✓ Select the distribution board
- ✓ Compose your distribution board
- ✓ Calculate the cost estimate
- ✓ Download the certificates



ALARM-EX

Zones 2, 21 and 22
sirens and bells
in aluminium alloy
Page 261

XCEE-EX






XCEE-EX Zone 2, 21, 22

Mobile plugs in antistatic technopolymer

ADVANTAGES



1

Indirect clamping terminals prevent overheating and cable breaks even after 50,000 insertions.

The plug is equipped with an extra external cable clamp with a double lock to ensure maximum resistance against tearing.

2



3

The XCEE-EX casing, made of carbon-fibre-reinforced technopolymer, prevents the build-up of electrostatic charges, thus preventing the ignition of explosive gas, vapour or dust atmospheres.

Plugs come with a range of covers to ensure plug protection even in the most polluted environments.

4





XCEE-EX Zone 2, 21, 22

Mobile plugs in antistatic technopolymer



| | |
|--------------------------------------|--|
| Atex execution - Gas | II 3G - Ex ec IIC T6...T4 Gc |
| Atex execution - Dust | II 2D - Ex tb IIIC T70°C...T95°C Db |
| Body material | High-thickness antistatic technopolymer |
| Pin treatment | Nickel plating |
| Colour | RAL 9005 Jet black |
| Protection rating | IP66 |
| Additional IP rating | IP66/IP67 |
| Surface resistance | <11 Ω (prevention of electrostatic charge accumulation) |
| Resistance to abnormal heat and fire | 650°C (grip) 960°C (insert) |
| Ambient operating temperature | See table |
| Ambient storage temperature | -50°C - +90°C |
| Rated current | 16A - 32A - 63A |
| Operating voltage | 50V - 690V (16A - 32A) 50V - 1000V (63A) |
| Insulation voltage | 690V (16A - 32A) 1000V (63A) |
| Operating frequency | 50-500Hz and DC |
| Terminal type | Indirect clamping |

Ambient operating temperature

| Rated current (A) | Ambient operating temperature (°C) | Temperature class (Gas) | Maximum surface temperature (°C) (Dust) |
|-------------------|------------------------------------|-------------------------|---|
| 16 | -40 ... +50 | T6 | T70 |
| | -40 ... +65 | T5 | T85 |
| 32 | -40 ... +40 | T5 | T70 |
| | -40 ... +60 | T4 | T90 |
| 63 | -40 ... +40 | T5 | T80 |
| | -40 ... +55 | T4 | T95 |



DIRECTIVES

2014/34/EU (ATEX)
2011/65/EU (RoHS)
2012/19/EU (WEEE)

PRODUCT STANDARDS

IEC/EN 60079
IEC/EN 60079-7
IEC/EN 60079-31
IEC/EN 60309-1
IEC/EN 60309-2
IEC/EN 63000

Technical data sheets updated to new standards on palazzoli.com website



XCEE-EX Zone 2, 21, 22

Mobile plugs in antistatic technopolymer



High-performance straight mobile plugs
50/60Hz IP66/IP67

| Rated current (A) | Rated voltage (V) | Voltage colour | Poles | h ref. | Palazzoli code | Pack Qty |
|-------------------|-------------------|----------------|---------|--------|-----------------|-----------------|
| 16 | 110 | Yellow | 2P+ ⚡ | 4 | 760124EX | 1 |
| | 110 | Yellow | 3P+ ⚡ | 4 | 760134EX | 1 |
| | 110 | Yellow | 3P+N+ ⚡ | 4 | 760144EX | 1 |
| | 230 | Blue | 2P+ ⚡ | 6 | 760126EX | 1 |
| | 230 | Blue | 3P+ ⚡ | 9 | 760139EX | 1 |
| | 230 | Blue | 3P+N+ ⚡ | 9 | 760149EX | 1 |
| | 400 | Red | 2P+ ⚡ | 9 | 760129EX | 1 |
| | 400 | Red | 3P+ ⚡ | 6 | 760136EX | 1 |
| | 400 | Red | 3P+N+ ⚡ | 6 | 760146EX | 1 |
| | 500 | Black | 3P+ ⚡ | 7 | 760137EX | 1 |
| | 500 | Black | 3P+N+ ⚡ | 7 | 760147EX | 1 |
| | 32 | 110 | Yellow | 2P+ ⚡ | 4 | 760224EX |
| 110 | | Yellow | 3P+ ⚡ | 4 | 760234EX | 1 |
| 110 | | Yellow | 3P+N+ ⚡ | 4 | 760244EX | 1 |
| 230 | | Blue | 2P+ ⚡ | 6 | 760226EX | 1 |
| 230 | | Blue | 3P+ ⚡ | 9 | 760239EX | 1 |
| 230 | | Blue | 3P+N+ ⚡ | 9 | 760249EX | 1 |
| 400 | | Red | 2P+ ⚡ | 9 | 760229EX | 1 |
| 400 | | Red | 3P+ ⚡ | 6 | 760236EX | 1 |
| 400 | | Red | 3P+N+ ⚡ | 6 | 760246EX | 1 |
| 500 | | Black | 3P+ ⚡ | 7 | 760237EX | 1 |
| 500 | | Black | 3P+N+ ⚡ | 7 | 760247EX | 1 |
| 63 | | 110 | Yellow | 2P+ ⚡ | 4 | 760324EX |
| | 110 | Yellow | 3P+ ⚡ | 4 | 760334EX | 1 |
| | 110 | Yellow | 3P+N+ ⚡ | 4 | 760344EX | 1 |
| | 230 | Blue | 2P+ ⚡ | 6 | 760326EX | 1 |
| | 230 | Blue | 3P+ ⚡ | 9 | 760339EX | 1 |
| | 230 | Blue | 3P+N+ ⚡ | 9 | 760349EX | 1 |
| | 400 | Red | 2P+ ⚡ | 9 | 760329EX | 1 |
| | 400 | Red | 3P+ ⚡ | 6 | 760336EX | 1 |
| | 400 | Red | 3P+N+ ⚡ | 6 | 760346EX | 1 |
| | 500 | Black | 3P+ ⚡ | 7 | 760337EX | 1 |
| | 500 | Black | 3P+N+ ⚡ | 7 | 760347EX | 1 |

Cable features

| Rated current (A) | Poles | Entry cable diameter (mm) | Cable cross-section range (mm ²) |
|-------------------|---------|---------------------------|--|
| 16 | 2P+ ⚡ | 7 - 15 | 1 - 10 |
| | 3P+ ⚡ | | |
| | 3P+N+ ⚡ | 9 - 19 | |
| 32 | 2P+ ⚡ | 9 - 19 | 1 - 10 |
| | 3P+ ⚡ | | |
| | 3P+N+ ⚡ | 13 - 21 | |
| 63 | 2P+ ⚡ | 14 - 35 | 6 - 25 |
| | 3P+ ⚡ | | |
| | 3P+N+ ⚡ | | |



Watertight caps for plugs
IP67

| Rated current (A) | Poles | Palazzoli code | Pack Qty |
|-------------------|-------------------------|----------------|----------|
| 16A | 2P+ ⚡ | 476903 | 1 |
| | 3P+ ⚡ | 476913 | 1 |
| | 3P+N+ ⚡ | 476923 | 10 |
| 32A | 2P+ ⚡ / 3P+ ⚡ | 476905 | 10 |
| | 3P+N+ ⚡ | 476925 | 10 |
| 63A | 2P+ ⚡ / 3P+ ⚡ / 3P+N+ ⚡ | 476907 | 1 |
| 125A | 2P+ ⚡ / 3P+ ⚡ / 3P+N+ ⚡ | 476909 | 1 |

Features: ensures the IP67 protection rating when the plug is not in use.

XCEE-EX PLUG
with watertight cap



TAIS-EX





TAIS-EX Zone 2, 21, 22

Interlocked socket-outlets in antistatic thermosetting GRP

ADVANTAGES



1


The TAIS-EX enclosure, made of carbon-fibre-reinforced thermosetting GRP, prevents the build-up of electrostatic charges, thus preventing the ignition of explosive gas, vapour or dust atmospheres.

The handle of the socket-outlet allows up to 3 padlocks to be used to ensure that safety procedures are followed during maintenance.

2



The interlocking mechanism is in metal. The cover is fixed to the body with stainless steel screws. The circuit breaker is category AC-23A with 10kA conditional short-circuit current rating.



3

TAIS-EX is the only series that allows to create sets of ATEX socket-outlets as easily as standard distribution boards.

4



For quick and easy installation, scan the QR code.





TAIS-EX Zone 2, 21, 22

Interlocked socket-outlets in antistatic thermosetting GRP



| | |
|--------------------------------------|---|
| Atex execution - Gas | II 3G - Ex ec nC IIC T6...T3 Gc |
| Atex execution - Dust | II 2D - Ex tb IIIC T 70°C...105°C Db |
| Body material | Palazzoli antistatic Thermosetting GRP |
| Colour | RAL 9005 Jet black |
| Protection rating | IP66 |
| Additional IP rating | IP66/IP67 |
| Surface resistance | <10 ⁹ Ω (prevention of electrostatic charge accumulation) |
| Resistance to abnormal heat and fire | 960°C |
| Flammability class | V-0 |
| Insulation class | II |
| Ambient operating temperature | See table |
| Ambient storage temperature | -50°C - +90°C |
| Rated current | 16A - 32A - 50A - 63A |
| Operating voltage | 50V - 690V |
| Insulation voltage | 690V |
| Operating frequency | 50/60Hz |



DIRECTIVES

2014/34/EU (ATEX)
2011/65/EU (RoHS)
2012/19/EU (WEEE)

PRODUCT STANDARDS

IEC/EN 60079-0
IEC/EN 60079-7
IEC/EN 60079-15
IEC/EN 60079-31
IEC/EN 60309-1
IEC/EN 60309-2
IEC/EN 60309-4
IEC/EN 63000

| Rated operating current: | | 16A | 32A | 40A | 50A | 63A | |
|---------------------------------|------|-----|------|------|------|------|------|
| Thermal current I _{th} | A | 16 | 32 | 40 | 50 | 63 | |
| AC-21A | 110V | A | 16 | 32 | 40 | 50 | 63 |
| | 230V | | | | | | |
| | 400V | | | | | | |
| | 500V | | | | | | |
| AC-22A | 110V | A | 16 | 32 | 40 | 50 | 63 |
| | 230V | | | | | | |
| | 400V | | | | | | |
| | 500V | | | | | | |
| AC-23A | 110V | A | 16 | 32 | 40 | 50 | 63 |
| | 230V | | | | | | |
| | 400V | | | | | | |
| | 500V | | | | | | |
| AC-23A | 110V | kW | 2.4 | 4.9 | 6.1 | 7.6 | 9.6 |
| | 230V | | 5.1 | 10.2 | 12.7 | 15.9 | 20.1 |
| | 400V | | 8.9 | 17.7 | 22.2 | 27.7 | 34.9 |
| | 500V | | 11.1 | 22.2 | 27.7 | 34.6 | 43.6 |

| Wiring data: | | 16A | 32A | 40A | 50A | 63A |
|---------------------------|-----------------|-----------|-----|-------|-----|-----|
| Entry cable diameter | mm | 12.5 - 25 | | 19-32 | | |
| Entry cable cross-section | mm ² | 1-10 | | 6-25 | | |
| Tightening torque | Nm | 2 | | 3 | | |

Technical data sheets updated to new standards on palazzoli.com website



TAIS-EX Zone 2, 21, 22

Interlocked socket-outlets in antistatic thermosetting GRP

Ambient operating temperature

| Version | Rated current (A) | Ambient operating temperature (°C) | Surface operating temperature (°C) (Dust) | Temperature class (Gas) |
|---------|-------------------|------------------------------------|---|-------------------------|
| Direct | 16 | -40 ... +50 | T70 | T6 |
| | | -40 ... +65 | T85 | T5 |
| | 32 | -40 ... +40 | T70 | T5 |
| | | -40 ... +65 | T95 | T4 |
| | 63 | -40 ... +40 | T80 | T4 |
| | | -40 ... +65 | T105 | T3 |
| Fuse | 16 | -40 ... +50 | T70 | T4 |
| | 32 | -40 ... +40 | T85 | T3 |
| | 40/50 | -40 ... +40 | T95 | T3 |

Ambient operating temperature for switches


| Rated current (A) | Ambient operating temperature (°C) | Surface operating temperature (°C) (Dust) | Temperature class (Gas) |
|-------------------|------------------------------------|---|-------------------------|
| 16 | -40 ... +60 | T80 | T6 |
| 25 | -40 ... +60 | T85 | T5 |
| 32 | -40 ... +60 | T90 | T5 |
| 40/50 | -40 ... +60 | T90 | T5 |
| 63 | -40 ... +60 | T95 | T5 |
| 100 | -40 ... +60 | T105 | T4 |

Table for selecting plugs that can be combined

| Socket-outlets with fuses (A) | Rated current | |
|-------------------------------|--------------------------------------|----------|
| | Socket-outlet without protection (A) | Plug (A) |
| 16 | 16 | 16 |
| 32 | 32 | 32 |
| 40/50 | 63 | 63 |



For ATEX installation, the QR code.





GUIDE TO THE CREATION OF COMPOSITIONS WITH TAIS-EX SOCKET-OUTLETS

ATEX
II 2D Ex tb IIIC
T 70°...105 °C
Db

II 3G Ex ec nC IIC
T3/T4/T5/T6 Gc

| | | | ZONES 2, 21-22 | | | | |
|------------|------|--------------|----------------|-------------------|-----------|--|--|
| I | V | No. of poles | Entry | Direct supply | Fuses | | |
| 16A | 230V | | 2P+≋ | M32 | | | |
| | 400V | | 3P+≋ | M32 | | | |
| | 400V | | 3P+N+≋ | M32 | | | |
| 32A | 230V | | 2P+≋ | M32 | | | |
| | 400V | | 3P+≋ | M32 | | | |
| | 400V | | 3P+N+≋ | M32 | | | |
| 40A 50A | 400V | | 3P+≋ | M40 | | | |
| | 400V | | 3P+N+≋ | M40 | | | |
| 63A | 400V | | 3P+≋ | M40 | | | |
| | 400V | | 3P+N+≋ | M40 | | | |

Common accessories

538429EX M32
538436EX M40

Fittings for coupling socket-outlets with boxes IP66

532281EX
532286EX
532282EX
532283EX

Boxes in thermosetting GRP with blind cover for the composition of socket boards IP66/IP67

125x185 x 1 16A-32A socket-outlet
125x185 x 1 40A-63A socket-outlet
250x185 x 2 16A-32A socket-outlets
380x185 x 3 16A-32A socket-outlets


538800EX
538802EX
538804EX

Mounting plates in thermosetting GRP with guided system for the creation of multiple socket boards

125x630 x 1 socket-outlet
250x630 x 2 sockets
380x630 x 3 socket-outlets

Common items included for dust and gas: technopolymer cable gland.
In the boxes, instructions and labels to correctly identify the ATEX distribution board. Labels must be chosen according to the socket-outlets installed.

Examples of combinations

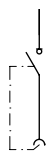




TAIS-EX Zones 2, 21, 22

Interlocked socket-outlets in antistatic thermosetting GRP

MODULE 125



Wall-mounted interlocked
socket-outlets
50/60Hz IP66/IP67

| Rated current (A) | Rated voltage (V) | Voltage colour | Poles | h ref. | Palazzoli code | Pack Qty |
|--------------------|--------------------|----------------|--------|--------|-----------------|-----------------|
| 16 M32 entry | 110 | Yellow | 2P+⊕ | 4 | 461124EX | 1 |
| | 110 | Yellow | 3P+⊕ | 4 | 461134EX | 1 |
| | 110 | Yellow | 3P+N+⊕ | 4 | 461144EX | 1 |
| | 230 | Blue | 2P+⊕ | 6 | 461126EX | 1 |
| | 230 | Blue | 3P+⊕ | 9 | 461139EX | 1 |
| | 230 | Blue | 3P+N+⊕ | 9 | 461149EX | 1 |
| | 400 | Red | 2P+⊕ | 9 | 461129EX | 1 |
| | 400 | Red | 3P+⊕ | 6 | 461136EX | 1 |
| | 400 | Red | 3P+N+⊕ | 6 | 461146EX | 1 |
| | 500 | Black | 3P+⊕ | 7 | 461137EX | 1 |
| | 500 | Black | 3P+N+⊕ | 7 | 461147EX | 1 |
| | 32 M32 entry | 110 | Yellow | 2P+⊕ | 4 | 461224EX |
| 110 | | Yellow | 3P+⊕ | 4 | 461234EX | 1 |
| 110 | | Yellow | 3P+N+⊕ | 4 | 461244EX | 1 |
| 230 | | Blue | 2P+⊕ | 6 | 461226EX | 1 |
| 230 | | Blue | 3P+⊕ | 9 | 461239EX | 1 |
| 230 | | Blue | 3P+N+⊕ | 9 | 461249EX | 1 |
| 400 | | Red | 2P+⊕ | 9 | 461229EX | 1 |
| 400 | | Red | 3P+⊕ | 6 | 461236EX | 1 |
| 400 | | Red | 3P+N+⊕ | 6 | 461246EX | 1 |
| 500 | | Black | 3P+⊕ | 7 | 461237EX | 1 |
| 500 | | Black | 3P+N+⊕ | 7 | 461247EX | 1 |
| 63 M40 entry | | 110 | Yellow | 2P+⊕ | 4 | 461324EX |
| | 110 | Yellow | 3P+⊕ | 4 | 461334EX | 1 |
| | 110 | Yellow | 3P+N+⊕ | 4 | 461344EX | 1 |
| | 230 | Blue | 2P+⊕ | 6 | 461326EX | 1 |
| | 230 | Blue | 3P+⊕ | 9 | 461339EX | 1 |
| | 230 | Blue | 3P+N+⊕ | 9 | 461349EX | 1 |
| | 400 | Red | 2P+⊕ | 9 | 461329EX | 1 |
| | 400 | Red | 3P+⊕ | 6 | 461336EX | 1 |
| | 400 | Red | 3P+N+⊕ | 6 | 461346EX | 1 |
| | 500 | Black | 3P+⊕ | 7 | 461337EX | 1 |
| | 500 | Black | 3P+N+⊕ | 7 | 461347EX | 1 |

Equipment included: technopolymer cable gland.

Technical accessories:



MODULE 125



Wall-mounted interlocked
socket-outlets with fuse holder base
50/60Hz IP66/IP67

| Rated current (A) | Rated voltage (V) | Voltage colour | Poles | h ref. | Palazzoli code | Pack Qty |
|--------------------|--------------------|----------------|--------|--------|-----------------|-----------------|
| 16 M32 entry | 110 | Yellow | 2P+⊕ | 4 | 462124EX | 1 |
| | 110 | Yellow | 3P+⊕ | 4 | 462134EX | 1 |
| | 110 | Yellow | 3P+N+⊕ | 4 | 462144EX | 1 |
| | 230 | Blue | 2P+⊕ | 6 | 462126EX | 1 |
| | 230 | Blue | 3P+⊕ | 9 | 462139EX | 1 |
| | 230 | Blue | 3P+N+⊕ | 9 | 462149EX | 1 |
| | 400 | Red | 2P+⊕ | 9 | 462129EX | 1 |
| | 400 | Red | 3P+⊕ | 6 | 462136EX | 1 |
| | 400 | Red | 3P+N+⊕ | 6 | 462146EX | 1 |
| | 500 | Black | 3P+⊕ | 7 | 462137EX | 1 |
| | 500 | Black | 3P+N+⊕ | 7 | 462147EX | 1 |
| | 32 M32 entry | 110 | Yellow | 2P+⊕ | 4 | 462224EX |
| 110 | | Yellow | 3P+⊕ | 4 | 462234EX | 1 |
| 110 | | Yellow | 3P+N+⊕ | 4 | 462244EX | 1 |
| 230 | | Blue | 2P+⊕ | 6 | 462226EX | 1 |
| 230 | | Blue | 3P+⊕ | 9 | 462239EX | 1 |
| 230 | | Blue | 3P+N+⊕ | 9 | 462249EX | 1 |
| 400 | | Red | 2P+⊕ | 9 | 462229EX | 1 |
| 400 | | Red | 3P+⊕ | 6 | 462236EX | 1 |
| 400 | | Red | 3P+N+⊕ | 6 | 462246EX | 1 |
| 500 | | Black | 3P+⊕ | 7 | 462237EX | 1 |
| 500 | | Black | 3P+N+⊕ | 7 | 462247EX | 1 |
| 50 M40 entry | | 110 | Yellow | 2P+⊕ | 4 | 462324EX |
| | 110 | Yellow | 3P+⊕ | 4 | 462334EX | 1 |
| | 110 | Yellow | 3P+N+⊕ | 4 | 462344EX | 1 |
| | 230 | Blue | 2P+⊕ | 6 | 462326EX | 1 |
| | 230 | Blue | 3P+⊕ | 9 | 462339EX | 1 |
| | 230 | Blue | 3P+N+⊕ | 9 | 462349EX | 1 |
| | 400 | Red | 2P+⊕ | 9 | 462329EX | 1 |
| | 400 | Red | 3P+⊕ | 6 | 462336EX | 1 |
| | 400 | Red | 3P+N+⊕ | 6 | 462346EX | 1 |
| | 500 | Black | 3P+⊕ | 7 | 462337EX | 1 |
| | 500 | Black | 3P+N+⊕ | 7 | 462347EX | 1 |

Equipment included: technopolymer cable gland.

Features: fuses not included.

Notes: the 50A sockets installed in a distribution board have a maximum rated current of 40A. See guide to the creation of compositions on page 244.

Technical accessories:





TAIS-EX Zones 2, 21, 22

Interlocked socket-outlets in antistatic thermosetting GRP



Boxes in thermosetting GRP with blind cover for the composition of socket boards IP66/IP67

| Outer dimensions (mm) | Holes | Socket rated current (A) | Installable devices | Palazzoli code | Pack Qty |
|-----------------------|-------|--------------------------|---------------------|-----------------|----------|
| 125x185x125 | | 16 - 32 | 1 | 532281EX | 1 |
| 125x185x125 | | 40 - 63 | 1 | 532286EX | 1 |
| 250x185x125 | | 16 - 32 | 2 | 532282EX | 1 |
| 380x185x125 | | 16 - 32 | 3 | 532283EX | 1 |

Features: pre-drilled boxes.

Equipment included: in the boxes, instructions and labels to correctly identify the ATEX distribution board. Labels must be chosen according to the socket-outlets installed.

Technical accessories:



Mounting plates in thermosetting GRP with guided system for the creation of multiple socket boards

| Outer dimensions (mm) | Installable devices | Palazzoli code | Pack Qty |
|-----------------------|---------------------|-----------------|----------|
| 125x630 | 1 | 538800EX | 1 |
| 250x630 | 2 | 538802EX | 1 |
| 380x630 | 3 | 538804EX | 1 |

Equipment included: pre-arranged with brass grub screws and stainless steel screws for fixing the devices.

Features: the guided positioning system simplifies the assembly of the devices onto the plate.



Fittings for coupling socket-outlets with boxes IP66

| From hole | To hole | Thread length (mm) | Palazzoli code | Pack Qty |
|-----------|---------|--------------------|-----------------|----------|
| M32 | M32 | 23 | 538429EX | 1 |
| M40 | M40 | 23 | 538436EX | 1 |

Features: they are used to couple socket-outlets with boxes.

TAIS-EX

electrifies the large mills of Marghera





TAISBOX-EX Zones 1, 2, 21, 22

Junction boxes in antistatic thermosetting GRP



| | |
|--------------------------------------|---|
| Atex execution - Gas | II 2G - Ex eb IIC Gb |
| Atex execution - Dust | II 2D - Ex tb IIIC Db |
| Body material | Palazzoli antistatic Thermosetting GRP |
| Colour | RAL 9005 Jet black |
| Protection rating | IP66 |
| Additional IP rating | IP66/IP67 |
| Surface resistance | <10 ⁹ Ω (prevention of electrostatic charge accumulation) |
| Resistance to abnormal heat and fire | 960°C |
| Flammability class | V-0 |
| Insulation class | II |
| Ambient operating temperature | -40°C - +70°C See table |
| Ambient storage temperature | -50°C - +90°C |

Ambient operating temperature

| Code | -40°C - +40°C (W) | -40°C - +50°C (W) | -40°C - +70°C (W) |
|----------|----------------------|----------------------|----------------------|
| 102025EX | 3.8 | 3.5 | 1.0 |
| 102035EX | 3.8 | 3.5 | 1.0 |
| 102045EX | 3.8 | 3.5 | 1.0 |
| 102156EX | 5.8 | 5.3 | 1.6 |
| 102157EX | 5.8 | 5.3 | 1.6 |
| 102232EX | 11.0 | 10.0 | 3.0 |
| 102242EX | 11.0 | 10.0 | 3.0 |
| 102342EX | 13.0 | 10.0 | 3.0 |
| 102335EX | 13.0 | 10.0 | 3.0 |
| 102345EX | 13.0 | 10.0 | 3.0 |
| 102365EX | 13.0 | 10.0 | 3.0 |
| 102443EX | 15.0 | 10.0 | 3.0 |
| 102463EX | 15.0 | 10.0 | 3.0 |
| 102445EX | 15.0 | 10.0 | 3.0 |
| 102485EX | 15.0 | 10.0 | 3.0 |

*The minimum operating temperature is -20°C.



DIRECTIVES

2014/34/EU (ATEX)
2011/65/EU (RoHS)
2012/19/EU (WEEE)

PRODUCT STANDARDS

IEC/EN 60079-0
IEC/EN 60079-7
IEC/EN 60079-31
IEC/EN 60670-1
IEC/EN 60670-22
IEC/EN 63000

Technical data sheets updated to new standards
on palazzoli.com website



TAISBOX-EX Zones 1, 2, 21, 22

Junction boxes in antistatic thermosetting GRP



Compact boxes with cage terminals and metric inputs in thermosetting GRP IP66/IP67

| Outer dimensions (mm) | Hole type | Type terminals (mm ²) | Palazzoli code | Pack Qty |
|-----------------------|-----------|-----------------------------------|-----------------|----------|
| 62x80x38 | | | 102025EX | 1 |
| | | 4x6 | 102035EX | 1 |
| | | | 102045EX | 1 |
| 77x102x48 | | | 102156EX | 1 |
| | | 5x6 | 102157EX | 1 |

Included

| Code | Technopolymer cable glands |
|-----------------|----------------------------|
| 102025EX | 2 x M20 |
| 102035EX | 3 x M20 |
| 102045EX | 4 x M20 |
| 102156EX | 6 x M20 |
| 102157EX | 6 x M25 |



Boxes with wiring terminals and metric entries in thermosetting GRP IP66/IP67

| Outer dimensions (mm) | Hole type | Type of line terminals (mm ²) | Type of earth terminals (mm ²) | Palazzoli code | Pack Qty |
|-----------------------|-----------|---|--|-----------------|----------|
| 92x92x100 | | | | 102232EX | 1 |
| | | 4x4 | 1x4 | 102242EX | 1 |
| 125x125x100 | | 8x4 | 2x4 | 102342EX | 1 |
| | | | | 102335EX | 1 |
| 125x185x100 | | 6x6 | 2x6 | 102345EX | 1 |
| | | | | 102365EX | 1 |
| 125x185x100 | | | | 102443EX | 1 |
| | | | | 102463EX | 1 |
| 125x185x100 | | 8x10 | 2x10 | 102445EX | 1 |
| | | | | 102485EX | 1 |

Included

| Code | Technopolymer cable glands | Caps |
|-----------------|----------------------------|---------|
| 102232EX | 2 x M20 | 1 x M20 |
| 102242EX | 3 x M20 | 1 x M20 |
| 102342EX | 4 x M20 | - |
| 102335EX | 2 x M25 | 1 x M25 |
| 102345EX | 3 x M25 | 1 x M25 |
| 102365EX | 4 x M25 | 2 x M25 |
| 102443EX | 3 x M32 | 1 x M32 |
| 102463EX | 4 x M32 | 2 x M32 |
| 102445EX | 4 x M25 | 1 x M25 |
| 102485EX | 6 x M25 | 2 x M25 |



TAISBOX-EXU Zone 1, 2, 21, 22

Boxes in antistatic thermosetting GRP



| | |
|---|--|
| Atex execution - Gas | II 2G - Ex eb IIC Gb |
| Atex execution - Dust | II 2D - Ex tb IIIC Db |
| Body material | Palazzoli antistatic Thermosetting GRP |
| Colour | RAL 9005 Jet black |
| Protection rating | IP66 |
| Additional IP rating | IP66/IP67 |
| Surface resistance (prevention of electrostatic charge accumulation) | <10 ⁹ Ω |
| Resistance to abnormal heat and fire | 960°C |
| Flammability class | V-0 |
| Insulation class | II |
| Ambient operating temperature | -40°C - +70°C See table |
| Ambient storage temperature | -50°C - +90°C |

Ambient operating temperature

| Code | -40°C - +40 °C (W) | -40°C - +50°C (W) | -40°C - +70°C (W) |
|-----------|-----------------------|----------------------|----------------------|
| 532200EX | 18 | 12 | 4 |
| 532201EX | 19 | 17 | 6 |
| 532202EX | 23 | 22 | 7 |
| 532203EX | 24 | 22 | 8 |
| 532204EX | 25 | 25 | 15 |
| 532035EX* | 8 | 6 | 2 |
| 532045EX | 10 | 6 | 2 |
| 532055EX | 12 | 9 | 3 |
| 532116EX | 13 | 10 | 3 |
| 532117EX | 15 | 10 | 3 |
| 532118EX | 20 | 14 | 5 |
| 532005EX | 11 | 10 | 3 |
| 532006EX | 11 | 7 | 2 |
| 532015EX | 16 | 9 | 3 |
| 532016EX | 15 | 10 | 3 |
| 532017EX | 17 | 13 | 4 |
| 532018EX | 22 | 22 | 7 |
| 531011EX | 20 | 15 | 3 |
| 531021EX | 24 | 20 | 5 |
| 531040EX | 28 | 24 | 7 |
| 531042EX | 35 | 30 | 20 |
| 531062EX | 60 | 55 | 30 |

*The minimum operating temperature is -20°C.

The marking of empty ATEX boxes does not show the T temperature class of the equipment, as the maximum service temperature, for the "e" protection mode (gas), depends on the temperature reached by the components mounted inside (terminals, fuse holders, etc.); while for the "tb" protection mode (dust), the maximum surface temperature of the box's outer casing depends on the actual power dissipated by the internal components.

The user must choose the most suitable box based on the calculation of the power dissipation of the internal components and the operating temperature indicated in the table above, and proceed to certify the assembly thus constructed.

Technical data sheets updated to new standards on palazzoli.com website



DIRECTIVES

2014/34/EU (ATEX)

PRODUCT STANDARDS

IEC/EN 60079-0
IEC/EN 60079-7
IEC/EN 60079-31
IEC/EN 60670-1
IEC/EN 60670-22



TAISBOX-EXU Zone 1, 2, 21, 22

Boxes in antistatic thermosetting GRP



High-capacity boxes
in thermosetting GRP
IP66/IP67

| Dimensions (mm) | | Max. power dissipation (W) | Palazzoli code | Pack Qty |
|-----------------|-------------|----------------------------------|-------------------|-------------|
| external | internal | | | |
| 125x185x125 | 89x139x102 | 18 | 532200EX | 1 |
| 190x185x125 | 148x145x102 | 19 | 532201EX | 1 |
| 250x185x125 | 205x147x102 | 23 | 532202EX | 1 |
| 290x185x125 | 249x144x102 | 24 | 532203EX | 1 |
| 380x185x125 | 336x147x102 | 25 | 532204EX | 1 |

Notes: the maximum power dissipation is for a maximum ambient temperature of 40 °C.



Boxes
in thermosetting GRP
with low cover
IP66/IP67

| Dimensions (mm) | | Max. power dissipation (W) | Palazzoli code | Pack Qty |
|-----------------|-----------|----------------------------------|-------------------|-------------|
| external | internal | | | |
| 92x92x68 | 55x57x47 | 8 | 532035EX* | 1 |
| 125x92x68 | 87x58x47 | 10 | 532045EX | 1 |
| 185x92x68 | 150x55x47 | 12 | 532055EX | 1 |
| 125x125x100 | 94x80x79 | 13 | 532116EX | 1 |
| 185x125x100 | 142x92x79 | 15 | 532117EX | 1 |
| 250x125x100 | 210x89x79 | 20 | 532118EX | 1 |

Notes: the maximum power dissipation is for a maximum ambient temperature of 40 °C.

*The minimum operating temperature is -20°C.

Technical accessories:



page 256

page 114



Boxes
in thermosetting GRP
with high cover
IP66/IP67

| Dimensions (mm) | | Max. power dissipation (W) | Palazzoli code | Pack Qty |
|-----------------|------------|----------------------------------|-------------------|-------------|
| external | internal | | | |
| 92x92x100 | 55x52x79 | 11 | 532005EX | 1 |
| 125x92x100 | 94x47x79 | 11 | 532006EX | 1 |
| 185x92x100 | 151x50x79 | 16 | 532015EX | 1 |
| 125x125x125 | 89x82x104 | 15 | 532016EX | 1 |
| 185x125x125 | 144x86x104 | 17 | 532017EX | 1 |
| 250x125x125 | 209x87x104 | 22 | 532018EX | 1 |

Notes: the maximum power dissipation is for a maximum ambient temperature of 40 °C.



High-capacity boxes
in thermosetting GRP
IP66/IP67

| Dimensions (mm) | | Max. power dissipation (W) | Palazzoli code | Pack Qty |
|-----------------|-------------|----------------------------------|-------------------|-------------|
| external | internal | | | |
| 185x185x140 | 135x135x115 | 20 | 531011EX | 1 |
| 250x185x140 | 200x135x115 | 24 | 531021EX | 1 |
| 250x250x140 | 200x200x115 | 28 | 531040EX | 1 |
| 370x250x140 | 315x200x115 | 35 | 531042EX | 1 |
| 500x370x140 | 450x315x115 | 60 | 531062EX | 1 |

Notes: the maximum power dissipation is for a maximum ambient temperature of 40 °C.

Technical accessories:



page 256

page 114



Back plates
in galvanised steel
for TAISBOX-EXU

| For enclosure code | Plate dimensions (mm) | Palazzoli code | Pack Qty |
|-----------------------|--------------------------|-------------------|-------------|
| 532200EX-532240EX | 83x145 | 532700 | 1 |
| 532201EX | 160x140 | 532701 | 1 |
| 532202EX-532242EX | 208x145 | 532702 | 1 |
| 532203EX | 260x145 | 532703 | 1 |
| 532204EX-532244EX | 333x145 | 532704 | 1 |
| 532035EX-532005EX | 59x59 | 532705 | 1 |
| 532045EX-532006EX | 92x58 | 532714 | 1 |
| 532055EX-532015EX | 142x62 | 532715 | 1 |
| 532116EX-532016EX | 86x86 | 532716 | 1 |
| 532117EX-532017EX | 100x86 | 532717 | 1 |
| 532118EX-532018EX | 175x86 | 532718 | 1 |



ALUCASE-EXU Zones 1, 2, 21, 22

Boxes in aluminium alloy

| | |
|-------------------------------|-----------------------------|
| Atex execution - Gas | II 2G - Ex eb IIC Gb |
| Atex execution - Dust | II 2D - Ex tb IIIC Db |
| Body material | Aluminium alloy |
| Surface treatment | Fluorozirconate passivation |
| Colour | RAL 9005 Jet black |
| Protection rating | IP66 |
| Additional IP rating | IP66/IP67 |
| Impact resistance | 7J |
| Corrosivity category | Equivalent to C4-H / C5-M |
| Insulation class | I |
| Ambient operating temperature | -40°C - +70°C See table |
| Ambient storage temperature | -50°C - +90°C |



DIRECTIVES

2014/34/EU (ATEX)

PRODUCT STANDARDS

IEC/EN 60079-0
IEC/EN 60079-7
IEC/EN 60079-31
IEC/EN 60670-1
IEC/EN 60670-22

Ambient operating temperature

| Code | -40°C - +40°C (W) | -40°C - +50°C (W) | -40°C - +70°C (W) |
|----------|----------------------|----------------------|----------------------|
| 511910EX | 10 | 7 | 2 |
| 511913EX | 20 | 14 | 5 |
| 511220EX | 22 | 15 | 6 |
| 150021EX | 19 | 13 | 6 |
| 511920EX | 40 | 28 | 11 |
| 521310EX | 40 | 28 | 11 |
| 511921EX | 49 | 34 | 13 |
| 511410EX | 65 | 46 | 18 |
| 521420EX | 101 | 71 | 28 |
| 511420EX | 84 | 59 | 23 |
| 511510EX | 96 | 67 | 27 |
| 511610EX | 108 | 76 | 29 |

The marking of empty ATEX boxes does not indicate the temperature class T of the equipment, since the maximum service temperature, for the "eb" (gas) protection mode, depends on the temperature reached by the components mounted inside (e.g. terminals); whereas for the "tb" (dust) protection mode, the maximum surface temperature of the box's outer casing depends on the actual power dissipated by the internal components. The user must choose the most suitable box based on the calculation of the power dissipation of the internal components and the operating temperature indicated in the table above, and proceed to certify the assembly thus constructed.

Technical data sheets updated to new standards
on palazzoli.com website



Boxes in aluminium alloy
and back plate
IP66/IP67

| Dimensions (mm) | | Power dissipation (W) | Palazzoli code | Pack Qty |
|-----------------|-------------|--------------------------|-------------------|-------------|
| external | internal | | | |
| 92x92x77 | 60x55x55 | 10 | 511910EX* | 1 |
| 125x125x113 | 94x87x89 | 20 | 511913EX | 1 |
| 185x125x88 | 154x91x62 | 22 | 511220EX | 1 |
| 155x155x73 | 136x111x48 | 19 | 150021EX | 1 |
| 185x185x145 | 150x148x118 | 40 | 511920EX | 1 |
| 220x220x108 | 174x170x80 | 40 | 521310EX | 1 |
| 252x185x145 | 224x142x124 | 49 | 511921EX | 1 |
| 252x252x165 | 202x201x130 | 65 | 511410EX | 1 |
| 295x295x120 | 249x241x94 | 101 | 521420EX | 1 |
| 315x252x193 | 264x196x158 | 84 | 511420EX | 1 |
| 315x315x193 | 261x261x158 | 96 | 511510EX | 1 |
| 373x373x165 | 320x285x130 | 108 | 511610EX | 1 |

Equipment included: earth screws inside and outside the box.

Back plate (except code 511910EX).

Notes: the maximum power dissipation is for a maximum ambient temperature of 40 °C.

*The minimum operating temperature is -20°C.

Technical accessories:



page 256



UNIBOX-EXU Zones 2, 22

Boxes in aluminium alloy

| | |
|-------------------------------|------------------------------------|
| Atex execution - Gas | II 3G - Ex ec IIC Gc U |
| Atex execution - Dust | II 3D - Ex tc IIIC Dc U |
| Body material | Aluminium alloy |
| Surface treatment | Fluorozirconate passivation |
| Colour | RAL 9005 Jet black |
| Protection rating | IP66 |
| Additional IP rating | IP66/IP67 |
| Impact resistance | 4J |
| Corrosivity category | Equivalent to C3-H / C4-M |
| Insulation class | I |
| Ambient operating temperature | -20°C - +85°C |
| Ambient storage temperature | -50°C - +90°C |



DIRECTIVES

2014/34/EU (ATEX)

PRODUCT STANDARDS

IEC/EN 60670-1
IEC/EN 60670-22
IEC/EN 60079-31
IEC/EN 60079-0
IEC/EN 60079-7

Ambient operating temperature

| Code | -40°C - +65°C (W) | -40°C - +75°C (W) | -40°C - +85°C (W) |
|-----------------|----------------------|----------------------|----------------------|
| 520009EX | 10 | 6 | 4 |
| 520011EX | 13 | 9 | 6 |
| 520012EX | 17 | 11 | 8 |
| 520014EX | 25 | 17 | 12 |
| 520019EX | 40 | 27 | 19 |
| 520020EX | 62 | 43 | 29 |
| 520021EX | 95 | 66 | 45 |

The marking of empty ATEX boxes does not show the T temperature class of the equipment, as the maximum service temperature, for the "ec" protection mode (gas), depends on the temperature reached by the components mounted inside (terminals, fuse holders, etc.); while for the "tc" protection mode (dust) the maximum surface temperature of the box's outer casing depends on the actual power dissipated by the internal components. The user must choose the most suitable box based on the calculation of the power dissipation of the internal components and the operating temperature indicated in the table above, and proceed to certify the assembly thus constructed.

Technical data sheets updated to new standards on palazzoli.com website



Empty boxes
in aluminium alloy
IP66/IP67

| Box type | Dimensions (mm) | | Max. power dissipation (W) | Palazzoli code | Pack Qty |
|----------|-----------------|-------------|----------------------------|------------------|----------|
| | external | internal | | | |
| UNI B9 | 100x100x59 | 88x88x44 | 10 | 520009EX | 1 |
| UNI B11 | 115x140x61 | 103x128x46 | 13 | 520011EX | 1 |
| UNI B12 | 141x166x64 | 128x153x49 | 17 | 520012EX | 1 |
| UNI B14 | 168x192x80 | 152x176x65 | 25 | 520014EX | 1 |
| UNI B19 | 217x253x93 | 201x236x75 | 40 | 520019EX | 1 |
| UNI B20 | 264x314x122 | 243x295x104 | 62 | 520020EX | 1 |
| UNI B21 | 315x410x150 | 291x386x126 | 95 | 520021EX* | 1 |

Equipment included: earth screws inside and outside the box.

Notes: the maximum power dissipation is for a maximum ambient temperature of 65 °C. *the protection rating is IP65.

Technical accessories:



Back plates
in galvanised steel
for UNIBOX-EXU boxes

| For box type | Dimensions (mm) | Palazzoli code | Pack Qty |
|--------------|-----------------|----------------|----------|
| UNI B11 | 119x78 | 522011 | 1 |
| UNI B12 | 132x108 | 522012 | 1 |
| UNI B14 | 165x125 | 522014 | 1 |
| UNI B19 | 200x165 | 522019 | 1 |
| UNI B20 | 250x210 | 522020 | 1 |
| UNI B21 | 345x257 | 522021 | 1 |

Equipment included: screws for mounting inside the box, 2 kits for earthing terminal connection.



DIN rails
for UNIBOX-EXU boxes

| For box type | Working length (mm) | Palazzoli code | Pack Qty |
|--------------|---------------------|----------------|----------|
| UNI B9 | 60 | 521009 | 1 |
| UNI B11 | 95 | 521011 | 1 |
| UNI B12 | 125 | 521012 | 1 |
| UNI B14 | 170 | 521014 | 1 |
| UNI B19 | 230 | 521019 | 1 |
| UNI B20 | 290 | 521020 | 1 |
| UNI B21 | 380 | 521021 | 1 |

Equipment included: screws for mounting inside the box.



CUSTOMISED ATEX JUNCTION BOXES

The thermosetting GRP TAISBOX-EXU and the aluminium alloy ALUCASE-EXU boxes can be completed with cable glands and terminal blocks, allowing the creation of customised junction boxes, suitable for installation in zones 1-2-21-22 in accordance with the ATEX 2014/34/EC Directive. The configurations customised and certified by a Notified Organism can be made by Palazzoli upon specifications of the customer.

To make the configurations it is necessary to know:

1. Number and type of modular terminal blocks.

The IEC/EN60715 DIN rail inside the box can be complemented with ATEX-compliant and Ex-eb-certified modular terminal blocks. The maximum number of terminals that can be used depends on the physical dimensions of the box, according to the table below, and on the maximum power dissipation.

2. Number, type e positions of the cable glands.

Each box can be drilled on the 4 sides using a max. number of entries that depends on the dimensions of the cable glands and on side area. Cable glands from Palazzoli or any other brand, from M12 to M50, may be used. They must comply with the ATEX Directive and certified with the Ex-e/Ex-ib protection mode. If windowed boxes are used, it is possible to complete them with suitable drilled flanges or blind raised flanges (Table below).

| SERIES | CODE OF EMPTY BOX | DIMENSIONS (BxHxD) | DIN GUIDE LENGTH (mm) | MAXIMUM NUMBER OF CABLE GLANDS THAT CAN BE INSTALLED ON EACH SIDE | | | | | | | | | | | | | |
|-------------|-------------------|--------------------|-----------------------|---|-----|-----|-----|-----|-----|-----|---------------------------|-----|-----|-----|-----|-----|-----|
| | | | | LONG SIDE OF THE BOX (B) | | | | | | | SHORT SIDE OF THE BOX (H) | | | | | | |
| | | | | M12 | M16 | M20 | M25 | M32 | M40 | M50 | M12 | M16 | M20 | M25 | M32 | M40 | M50 |
| TAISBOX-EXU | 532200EX | 185x125x125 | 145 | 12 | 8 | 6 | 3 | 2 | 2 | - | 6 | 4 | 3 | 2 | 1 | 1 | - |
| | 532201EX | 190x185x125 | 160 | 12 | 8 | 6 | 3 | 2 | 2 | - | 12 | 8 | 6 | 3 | 2 | 2 | - |
| | 532202EX | 250x185x125 | 220 | 16 | 14 | 12 | 5 | 4 | 3 | - | 12 | 8 | 6 | 3 | 2 | 2 | - |
| | 532203EX | 290x185x125 | 260 | 20 | 16 | 14 | 6 | 5 | 4 | - | 12 | 8 | 6 | 3 | 2 | 2 | - |
| | 532204EX | 380x185x125 | 333 | 26 | 24 | 22 | 9 | 7 | 6 | - | 12 | 8 | 6 | 3 | 2 | 2 | - |
| | 532035EX | 92x92x68 | 59 | 2 | 1 | 1 | - | - | - | - | 2 | 1 | 1 | - | - | - | - |
| | 532045EX | 125x92x68 | 92 | 4 | 3 | 3 | 2 | - | - | - | 2 | 1 | 1 | - | - | - | - |
| | 532055EX | 185x92x68 | 142 | 6 | 4 | 4 | 2 | - | - | - | 2 | 1 | 1 | - | - | - | - |
| | 532116EX | 125x125x100 | 86 | 7 | 4 | 3 | 2 | 1 | 1 | - | 6 | 4 | 3 | 2 | 1 | 1 | - |
| | 532117EX | 185x125x100 | 100 | 12 | 8 | 6 | 3 | 2 | 2 | 1 | 6 | 4 | 3 | 2 | 1 | 1 | - |
| | 532118EX | 250x125x100 | 175 | 16 | 14 | 12 | 6 | 4 | 3 | - | 6 | 4 | 3 | 2 | 1 | 1 | - |
| | 532005EX | 92x92x100 | 59 | 2 | 1 | 1 | - | - | - | - | 2 | 1 | 1 | - | - | - | - |
| | 532006EX | 125x92x100 | 92 | 4 | 3 | 3 | 2 | - | - | - | 2 | 1 | 1 | - | - | - | - |
| | 532015EX | 185x92x100 | 142 | 6 | 4 | 4 | 2 | - | - | - | 2 | 1 | 1 | - | - | - | - |
| | 532016EX | 125x125x125 | 86 | 7 | 5 | 4 | 2 | 1 | - | - | 6 | 5 | 4 | 2 | 1 | - | - |
| | 532017EX | 185x125x125 | 100 | 12 | 7 | 6 | 4 | 3 | - | - | 6 | 5 | 4 | 2 | 1 | - | - |
| | 532018EX | 250x125x125 | 175 | 16 | 10 | 8 | 5 | 4 | - | - | 6 | 5 | 4 | 2 | 1 | - | - |
| | ALUCASE-EXU | 511910EX | 92x92x77 | 69 | 3 | 2 | 2 | 1 | - | - | 3 | 2 | 2 | 1 | - | - | - |
| 511913EX | | 125x125x113 | 100 | 8 | 5 | 4 | 2 | 2 | - | 8 | 5 | 4 | 2 | 2 | - | - | |
| 150021EX | | 155x155x73 | 122 | 10 | 6 | 5 | 3 | 1 | - | 10 | 6 | 5 | 3 | 1 | - | - | |
| 511920EX | | 185x185x145 | 160 | 18 | 12 | 10 | 8 | 4 | 3 | 2 | 18 | 12 | 10 | 8 | 4 | 3 | 2 |
| 511921EX | | 252x185x145 | 200 | 24 | 16 | 14 | 10 | 5 | 4 | 3 | 18 | 12 | 10 | 8 | 4 | 3 | 2 |
| 511911EX | | 125x92x77 | 100 | 3 | 3 | 2 | - | - | - | - | - | - | - | - | - | - | - |
| 511912EX | | 185x92x77 | 150 | 6 | 5 | 4 | - | - | - | - | - | - | - | - | - | - | - |
| 511917EX | | 252x125x113 | 200 | 16 | 14 | 6 | 5 | 4 | - | - | 2 | 1 | - | - | - | - | - |
| 511922EX | | 220x220x108 | 190 | 3 | 3 | 2 | 2 | - | - | - | 3 | 3 | 2 | 2 | - | - | - |
| 511923EX | | 252x252x197 | 210 | 32 | 28 | 18 | 10 | 8 | 6 | 3 | 15 | 8 | 6 | 6 | 2 | 2 | 1 |

3. Maximum utilisation current for each terminal.

By specifying this detail it is possible to calculate more precisely the maximum power dissipation and use optimised boxes with more compact dimensions. If this detail cannot be supplied, the maximum rated current should be considered and larger boxes will have to be used.

4. Ambient temperature

The boxes in Palazzoli Thermosetting GRP of the TAISBOX-EXU series and the boxes in aluminium alloy of the ALUCASE-EXU series can be used at different temperatures. The complete tables are on page 250 for the TAISBOX-EXU series and page 252 for the ALUCASE-EXU series.

Also in this case, by carefully choosing the temperature range, it is possible to use optimised boxes with more compact dimensions.



REQUEST FORM FOR CUSTOMISED ATEX JUNCTION BOXES

DATA REQUIRED

CODE OF EMPTY PALAZZOLI BOX: _____

QUANTITY TO BE PRODUCED: _____

MAX AMBIENT TEMPERATURE (°C): _____

BRAND OF TERMINAL: _____

(if not expressly indicated, the terminals are the responsibility of Palazzoli)

| INTERNAL COMPOSITION | TERMINAL RATED CROSS-SECTION (mm ²) | | | | | | |
|--------------------------|--|---|---|----|----|----|----|
| | 2.5 | 4 | 6 | 10 | 16 | 25 | 35 |
| NUMBER OF TERMINALS | | | | | | | |
| CURRENT PER TERMINAL (A) | | | | | | | |

Indicate in the table the number of terminals and the current required for each terminal.

CABLE GLAND MATERIAL: Insulating Brass


EXACT MAKE AND MODEL OF CABLE GLAND: _____

(if not expressly indicated, the cable glands are the responsibility of Palazzoli)

| EXTERNAL COMPOSITION | CABLE GLAND THREAD | | | | | | |
|------------------------|--------------------|-----|-----|-----|-----|-----|-----|
| | M12 | M16 | M20 | M25 | M32 | M40 | M50 |
| NUMBER OF CABLE GLANDS | | | | | | | |

Indicate in the table the number of cable glands and their positions on the four sides of the box as in the example below.

Example:



The form must be sent to vendite@palazzoli.it



UNI-EX Zones 1, 2, 21, 22

Cable glands and adaptors

| | |
|-------------------------------|---|
| Atex execution - Gas | II 2G - Ex eb IIC Gb |
| Atex execution - Dust | II 2D - Ex tb IIIC Db |
| Body material | (technopolymer cable glands) Polyamide body Neoprene gaskets (brass cable glands) Nickel-plated brass body Neoprene gaskets (cable glands for armoured cables) Nickel-plated brass body Graphite gasket (adaptors) Galvanised steel |
| Surface treatment | Fluorozirconate passivation |
| Colour | Technopolymer cable gland RAL 9005 Jet black |
| Protection rating | IP66/IP68 (cable glands) IP66/IP67 - IP68 (adaptors) |
| Impact resistance | <10 ⁹ Ω (prevention of electrostatic charge accumulation) |
| Insulation class | I |
| Ambient operating temperature | (technopolymer cable glands) -20°C - +80°C (M12) -35°C - +95°C (brass cable glands) -40°C - +100°C (cable glands for armoured cables) -60°C - +80°C (adaptors) -40°C - +150°C |
| Ambient storage temperature | -50°C - +90°C |



DIRECTIVES

2014/34/EU (ATEX)

PRODUCT STANDARDS

IEC/EN 60079-0
IEC/EN 60079-1
IEC/EN 60079-7
IEC/EN 60079-31
ISO 965-1
ISO 965-3



Cable glands with Pg pitch in technopolymer IP66/IP68

| Pg | Max. mounting hole (mm) | Fastening diameter (mm) | Thread length (mm) | Palazzoli code | Pack Qty |
|------|-------------------------|-------------------------|--------------------|-----------------|----------|
| 9 | 16 | 3.5-8.5 | 8 | 571009EX | 50 |
| 11 | 19 | 4-10.5 | 8 | 571011EX | 50 |
| 13.5 | 21 | 5-12.5 | 9 | 571013EX | 50 |
| 16 | 23 | 6.5-14 | 10 | 571016EX | 50 |
| 21 | 29 | 8-18.5 | 11 | 571021EX | 20 |
| 29 | 38 | 10-25 | 12 | 571029EX | 20 |
| 36 | 48 | 24-34 | 15 | 571036EX | 10 |
| 42 | 55 | 34-42 | 15 | 571042EX | 5 |
| 48 | 61 | 40-48 | 15 | 571048EX | 5 |



Cable glands with Pg pitch and long threading in technopolymer IP66/IP68

| Pg | Max. mounting hole (mm) | Fastening diameter (mm) | Thread length (mm) | Palazzoli code | Pack Qty |
|------|-------------------------|-------------------------|--------------------|-----------------|----------|
| 9 | 16 | 3.5-5.5 | 15 | 571109EX | 50 |
| 11 | 19 | 4-10.5 | 15 | 571111EX | 50 |
| 13.5 | 21 | 5-12.5 | 15 | 571113EX | 50 |
| 16 | 23 | 6.5-14 | 15 | 571116EX | 50 |
| 21 | 29 | 8-18.5 | 15 | 571121EX | 20 |
| 29 | 38 | 10-25 | 15 | 571129EX | 20 |
| 36 | 48 | 24-34 | 18 | 571136EX | 10 |
| 42 | 55 | 34-42 | 18 | 571142EX | 5 |
| 48 | 61 | 40-48 | 18 | 571148EX | 5 |



Locknuts in insulating material with Pg pitch

| Pg | Palazzoli code | Pack Qty |
|------|----------------|----------|
| 7 | 571207 | 50 |
| 9 | 571209 | 50 |
| 11 | 571211 | 50 |
| 13.5 | 571213 | 50 |
| 16 | 571216 | 50 |
| 21 | 571221 | 25 |
| 29 | 571229 | 20 |
| 36 | 571236 | 10 |
| 42 | 571242 | 5 |
| 48 | 571248 | 5 |



UNI-EX Zones 1, 2, 21, 22

Cable glands and adaptors



Cable glands with metric pitch in technopolymer IP66/IP68

| Threading | Max. mounting hole (mm) | Fastening diameter (mm) | Thread length (mm) | Palazzoli code | Pack Qty |
|-----------|-------------------------|-------------------------|--------------------|-----------------|----------|
| M12x1,5 | 12.5 | 4-6.5 | 8 | 581012EX | 50 |
| M16x1.5 | 16.5 | 5-10 | 10 | 581016EX | 50 |
| M20x1.5 | 20.5 | 10-14 | 10 | 581020EX | 50 |
| M25x1.5 | 25.5 | 12-18 | 10 | 581025EX | 20 |
| M32x1.5 | 32.5 | 16-25 | 10 | 581032EX | 20 |
| M40x1.5 | 40.5 | 22-32 | 10 | 581040EX | 20 |
| M50x1.5 | 50.5 | 28-38.5 | 12 | 581050EX | 10 |
| M63x1.5 | 63.5 | 40-48 | 12 | 581063EX | 5 |



Cable glands with metric pitch and long threading in technopolymer IP66/IP68

| Threading | Max. mounting hole (mm) | Fastening diameter (mm) | Thread length (mm) | Palazzoli code | Pack Qty |
|-----------|-------------------------|-------------------------|--------------------|-----------------|----------|
| M12x1,5 | 12.5 | 4-6.5 | 15 | 581112EX | 50 |
| M16x1.5 | 16.5 | 5-10 | 15 | 581116EX | 50 |
| M20x1.5 | 20.5 | 10-14 | 15 | 581120EX | 50 |
| M25x1.5 | 25.5 | 12-18 | 15 | 581125EX | 20 |
| M32x1.5 | 32.5 | 16-25 | 15 | 581132EX | 20 |
| M40x1.5 | 40.5 | 22-32 | 16 | 581140EX | 20 |
| M50x1.5 | 50.5 | 28-38.5 | 16 | 581150EX | 10 |
| M63x1.5 | 63.5 | 40-48 | 16 | 581163EX | 5 |



Screwcaps with metric threading IP66/IP68

| Threading | Max. mounting hole (mm) | Thread length (mm) | Palazzoli code | Pack Qty |
|-----------|-------------------------|--------------------|-----------------|----------|
| M12x1,5 | 12.5 | 15 | 581312EX | 1 |
| M16x1.5 | 16.5 | 15 | 581316EX | 1 |
| M20x1.5 | 20.5 | 15 | 58132EX0 | 1 |
| M25x1.5 | 25.5 | 15 | 581325EX | 1 |
| M32x1,5 | 32.5 | 15 | 581332EX | 1 |
| M40x1.5 | 40.5 | 15 | 581340EX | 1 |
| M50x1.5 | 50.5 | 15 | 581350EX | 1 |
| M63x1.5 | 63.5 | 15 | 581363EX | 1 |



Metric pitch locknuts in technopolymer

| Threading | Palazzoli code | Pack Qty |
|-----------|----------------|----------|
| M12x1,5 | 581212 | 50 |
| M16x1.5 | 581216 | 50 |
| M20x1.5 | 581220 | 50 |
| M25x1.5 | 581225 | 50 |
| M32x1,5 | 581232 | 50 |
| M40x1.5 | 581240 | 20 |
| M50x1.5 | 581250 | 10 |
| M63x1.5 | 581263 | 5 |



UNI-EX Zones 1, 2, 21, 22

Cable glands and adaptors



Cable glands in nickel-plated brass with metric threading IP66/IP68

| Threading | Max. mounting hole (mm) | Fastening diameter (mm) | Thread length (mm) | Palazzoli code | Pack Qty |
|-----------|-------------------------|-------------------------|--------------------|-----------------|----------|
| M12x1.5 | 12.5 | 4.5-6.5 | 15 | 582112EX | 50 |
| M16x1.5 | 16.5 | 5-9.5 | 15 | 582116EX | 50 |
| M20x1.5 | 20.5 | 8-13 | 15 | 582120EX | 50 |
| M25x1.5 | 25.5 | 9-16 | 15 | 582125EX | 20 |
| M32x1.5 | 32.5 | 12-21 | 15 | 582132EX | 20 |
| M40x1.5 | 40.5 | 16-27 | 15 | 582140EX | 20 |
| M50x1.5 | 50.5 | 23-35 | 15 | 582150EX | 10 |
| M63x1.5 | 63.5 | 36-48 | 15 | 582163EX | 5 |



Cable glands for armoured cables in nickel-plated brass with metric threading IP66/IP68

| Threading | Max. mounting hole (mm) | Sheath outer diameter (mm) | Sheath inner diameter (mm) | Thread length (mm) | Palazzoli code | Pack Qty |
|-----------|-------------------------|----------------------------|----------------------------|--------------------|-----------------|----------|
| M16 | 16.5 | 7-11.5 | 4-8 | 15 | 580416EX | 1 |
| M20 | 20.5 | 9-15.5 | 7-12 | 15 | 580420EX | 1 |
| M25 | 25.5 | 13-20 | 9.5-15.5 | 15 | 580425EX | 1 |
| M32 | 32.5 | 18-27 | 14-20.5 | 15 | 580432EX | 1 |
| M40 | 40.5 | 23-33.5 | 17-27 | 15 | 580440EX | 1 |
| M50 | 50.5 | 29-40.5 | 22-33.5 | 15 | 580450EX | 1 |
| M63 | 63.5 | 40-54 | 34-47.5 | 15 | 580463EX | 1 |

Notes: earthing tab available on request.



Nickel-plated brass locknuts with metric pitch

| Threading | Palazzoli code | Pack Qty |
|-----------|----------------|----------|
| M12x1.5 | 582212 | 50 |
| M16x1.5 | 582216 | 50 |
| M20x1.5 | 582220 | 50 |
| M25x1.5 | 582225 | 25 |
| M32x1.5 | 582232 | 20 |
| M40x1.5 | 582240 | 10 |
| M50x1.5 | 582250 | 10 |
| M63x1.5 | 582263 | 5 |



Gas/metric adaptors in galvanised steel for tube/box connections IP66/IP67

| Male thread | Female thread | Palazzoli code | Pack Qty |
|-------------|---------------|-----------------|----------|
| 3/8" Gas | M16x1.5 | 580360EX | 1 |
| 1/2" Gas | M20x1.5 | 580361EX | 1 |
| 3/4" Gas | M25x1.5 | 580364EX | 1 |
| 1" Gas | M32x1.5 | 580365EX | 1 |



Pg/metric adaptors in galvanised steel for tube/box connections IP68

| Male thread | Female thread | Palazzoli code | Pack Qty |
|-------------|---------------|-----------------|----------|
| Pg21 | M25x1.5 | 580394EX | 1 |
| Pg29 | M32x1.5 | 580395EX | 1 |
| Pg36 | M40x1.5 | 580396EX | 1 |



TAIS-EX Zones 2, 21, 22

Rotary devices in antistatic thermosetting GRP

| | |
|--------------------------------------|---|
| Atex execution - Gas | II 3G -Ex ec nC IIC T4/ T5/T6 Gc |
| Atex execution - Dust | II 2D - Ex tb IIIC T 85°C...105°C Db |
| Body material | Palazzoli antistatic thermosetting GRP |
| Colour | RAL 9005 Jet black |
| Protection rating | IP66 |
| Surface resistance | <10° Ω (prevention of electrostatic charge accumulation) |
| Resistance to abnormal heat and fire | 960°C |
| Flammability class | V-0 |
| Insulation class | II |
| Ambient operating temperature | See table on page 243 |
| Ambient storage temperature | -50°C - +80°C |
| Rated current | 16A - 25A - 32A - 40A - 63A - 100A |
| Operating voltage | 690V |
| Insulation voltage | 690V |
| Operating frequency | 50/60Hz |



DIRECTIVES

2014/34/EU (ATEX)
2011/65/EU (RoHS)
2012/19/EU (WEEE)

PRODUCT STANDARDS

IEC/EN 60079-0
IEC/EN 60079-7
IEC/EN 60079-15
IEC/EN 60079-31
IEC/EN 60947-3
IEC/EN 60947-1
IEC/EN 63000

| Rated operating current: | | 16A | 25A | 32A | 40A | 63A | 100A | |
|----------------------------|----------|-----------|-----------|-----------|-----------|-----------|------------|------|
| Thermal current Ith | A | 16 | 25 | 32 | 40 | 63 | 100 | |
| AC-21A | 230V | A | 16 | 25 | 32 | 40 | 63 | 100 |
| | 400V | | | | | | | |
| | 500V | | | | | | | |
| | 690V | | | | | | | |
| AC-22A | 230V | A | 16 | 25 | 32 | 40 | 63 | 100 |
| | 400V | | | | | | | |
| | 500V | | | | | | | |
| | 690V | | | | | | | |
| AC-23A | 110V | A | 16 | 25 | 32 | 40 | 63 | 63 |
| | 230V | | | | | | | |
| | 400V | | | | | | | |
| | 500V | | | | | | | |
| | 690V | | | | | | | |
| AC-23A | 110V | kW | 2.4 | 3.8 | 4.9 | 6.1 | 9.6 | 9.6 |
| | 230V | | 5.1 | 8.0 | 10.2 | 12.7 | 20.1 | 20.1 |
| | 400V | | 8.9 | 13.9 | 17.7 | 22.2 | 34.9 | 34.9 |
| | 500V | | 11.1 | 17.3 | 22.2 | 27.7 | 43.6 | 43.6 |
| | 690V | | 15.3 | 23.9 | 30.6 | 38.2 | 60.2 | 60.2 |

| Wiring data: | | 16A | 25A | 32A | 40A | 63A | 100A |
|---------------------------|-----------------|------|-----|-----|------|-----|------|
| Entry cable cross-section | mm ² | 1-10 | | | 6-35 | | |
| Tightening torque | Nm | 2 | | | 3 | | |



Wall-mounted isolator switches
in thermosetting GRP
IP66



| Rated current (A) | Poles | Enclosure dimensions (mm) | Hole type | Palazzoli code | Pack Qty |
|-------------------|-------|---------------------------|-----------|------------------|----------|
| 16 | 2 | 125x185 | | 290162EX | 1 |
| | 3 | | | 290163EX | 1 |
| | 4 | | | 290164EX | 1 |
| | 2 | | | 290252EX | 1 |
| 25 | 3 | 125x185 | | 290253EX | 1 |
| | 4 | | | 290254EX | 1 |
| | 3 | | | 290323EX | 1 |
| | 4 | | | 290324EX | 1 |
| 40 | 3 | 125x185 | | 290403EX | 1 |
| | 4 | | | 290404EX | 1 |
| | 3 | | | 290633EX | 1 |
| | 4 | | | 290634EX | 1 |
| 100 | 3 | 185x250 | | 290103EX* | 1 |
| | 4 | | | 290104EX* | 1 |

Equipment included: technopolymer cable gland.

Earthing terminal inside the box.

Features: handle padlockable with 3 padlocks up to 8 mm.

* handle padlockable in the "0" position with 2 padlocks



CAMALUPRES-EX Zones 2, 21, 22

Rotary devices in aluminium alloy

| | |
|-------------------------------|---|
| Atex execution - Gas | II 3G -Ex ec nC IIC T4/T5/T6 Gc |
| Atex execution - Dust | II 2D - Ex tb IIIC T 80°C...105°C Db |
| Body material | Aluminium alloy |
| Colour | RAL 9005 Jet black |
| Protection rating | IP66 |
| Insulation class | I |
| Ambient operating temperature | -35°C - +65°C (-40°C on request) See table on page 243 |
| Ambient storage temperature | -50°C - +80°C |
| Rated current | 16A - 25A - 32A - 40A - 63A - 100A |
| Operating voltage | 690V |
| Insulation voltage | 690V |
| Operating frequency | 50/60Hz |



DIRECTIVES

2014/34/EU (ATEX)
2011/65/EU
2011/65/EU (RoHS)
2012/19/EU (WEEE)

PRODUCT STANDARDS

IEC/EN 60079-0
IEC/EN60079-7
IEC/EN 60079-15
IEC/EN 60079-31
IEC/EN 60947-3
IEC/EN 60947-1
IEC/EN 63000

| Rated operating current: | | 16A | 25A | 32A | 40A | 63A | 100A | |
|---------------------------------|------|-----|------|------|------|------|------|------|
| Thermal current I _{th} | A | 16 | 25 | 32 | 40 | 63 | 100 | |
| AC-21A | 230V | A | 16 | 25 | 32 | 40 | 63 | 100 |
| | 400V | | | | | | | |
| | 500V | | | | | | | |
| | 690V | | | | | | | |
| AC-22A | 230V | A | 16 | 25 | 32 | 40 | 63 | 100 |
| | 400V | | | | | | | |
| | 500V | | | | | | | |
| | 690V | | | | | | | |
| AC-23A | 110V | A | 16 | 25 | 32 | 40 | 63 | 63 |
| | 230V | | | | | | | |
| | 400V | | | | | | | |
| | 500V | | | | | | | |
| AC-23A | 690V | kW | 2.4 | 3.8 | 4.9 | 6.1 | 9.6 | 9.6 |
| | 230V | | 5.1 | 8.0 | 10.2 | 12.7 | 20.1 | 20.1 |
| | 400V | | 8.9 | 13.9 | 17.7 | 22.2 | 34.9 | 34.9 |
| | 500V | | 11.1 | 17.3 | 22.2 | 27.7 | 43.6 | 43.6 |
| | 690V | | 15.3 | 23.9 | 30.6 | 38.2 | 60.2 | 60.2 |

Wiring data:

| | 16A | 25A | 32A | 40A | 63A | 100A |
|---------------------------|----------------------|-----|-----|------|-----|------|
| Entry cable cross-section | mm ² 1-10 | | | 6-35 | | |
| Tightening torque | Nm 2 | | | 3 | | |



Wall-mounted isolator switches
in aluminium alloy
IP66



| Rated current (A) | Poles | Enclosure dimensions (mm) | Entry type | Palazzoli code | Pack Qty |
|-------------------|-------|---------------------------|------------|------------------|----------|
| | 2 | | | 270162EX | 1 |
| 16 | 3 | | | 270163EX | 1 |
| | 4 | | | 270164EX | 1 |
| | 2 | 125x185 | M25 | 270252EX | 1 |
| 25 | 3 | | | 270253EX | 1 |
| | 4 | | | 270254EX | 1 |
| | 3 | | | 270323EX | 1 |
| 32 | 4 | | | 270324EX | 1 |
| | 3 | | | 270403EX | 1 |
| 40 | 4 | 125x185 | M32 | 270404EX | 1 |
| | 3 | | | 270633EX | 1 |
| 63 | 4 | | | 270634EX | 1 |
| | 3 | | | 270103EX* | 1 |
| 100 | 4 | 185x250 | M40 | 270104EX* | 1 |

Equipment included: technopolymer cable gland.

Earthing terminal inside and outside the box.

Features: handle padlockable with 3 padlocks up to 8 mm.

* handle padlockable in the "0" position with 2 padlocks



TAISMIGNON-EX Zones 2, 22

Small devices in antistatic thermosetting GRP

| | |
|--------------------------------------|--|
| Atex execution - Gas | II 3G - Ex nR IIC T6 Gc |
| Atex execution - Dust | II 3D - Ex tc IIIC T 70°C Dc |
| Body material | Palazzoli antistatic Thermosetting GRP |
| Colour | RAL 9005 Jet black |
| Protection rating | IP66 |
| Surface resistance | <10 ⁹ Ω |
| Resistance to abnormal heat and fire | 960°C |
| Flammability class | V-0 |
| Insulation class | II |
| Ambient operating temperature | -20°C - +40°C |
| Ambient storage temperature | -50°C - +80°C |



Wall-mounted isolator switches and two-way switches in thermosetting GRP IP66

| Electrical scheme | Poles | Entry type | Rated current/voltage | Palazzoli code | Pack Qty |
|-------------------|-------|------------|-----------------------|-----------------|----------|
| Switch | 1P | M20 | 16A 250V~/ 10A 400V~ | 202271EX | 1 |
| Switch | 2P | M20 | 16A 250V~/ 10A 400V~ | 202282EX | 1 |
| Two-way switch | 1P | M20 | 16A 250V~/ 10A 400V~ | 202276EX | 1 |
| Selector switch | 1P | M20 | 16A 250V~/ 10A 400V~ | 202275EX | 1 |

Equipment included: technopolymer cable gland, M20 type.

Features: the lower entry is the predisposition for restricted breathing test.



Push-buttons for wall-mounted in thermosetting GRP IP66

| Poles | Entry type | Rated current/voltage | Palazzoli code | Pack Qty |
|------------------------------|------------|-----------------------|-----------------|----------|
| 1 NO | M20 | 10A 400V~ | 261435EX | 1 |
| 1 NC | M20 | 10A 400V~ | 261445EX | 1 |
| 1 NO + 1NC (green - red) | M20 | 10A 400V~ | 261432EX | 1 |
| 1 NO + 1 NC (black - red) | M20 | 10A 400V~ | 261433EX | 1 |

Equipment included: technopolymer cable gland, M20 type.

Features: the lower entry is the predisposition for restricted breathing test.

ALARM-EX Zones 2, 21, 22

Sirens and bells in aluminium alloy

| | |
|-------------------------------|--|
| Atex execution - Gas | II 3G - Ex nA IIC T3 Gc |
| Atex execution - Dust | II 2D - Ex tb IIIC T 65 °C Db |
| Body material | Aluminium alloy (body) |
| Colour | RAL 9005 Jet black (box) RAL 2011 Deep orange (cover) |
| Protection rating | IP66 according to IEC 60598-1 |
| Corrosivity category | Equivalent to C4-M / C3-H |
| Insulation class | I |
| Ambient operating temperature | -20°C - +40°C |
| Ambient storage temperature | -50°C - +80°C |
| Operating voltage | 24VAC - 230VAC |
| Operating frequency | 50/60Hz |
| Operation | Continuous |
| Entry cable diameter | 10 - 14 mm |



Sirens in aluminium alloy with vibrating membrane 50/60Hz IP66

| Rated voltage (V) | Sound level (dB) | Initial power (VA) | Vibrating power (VA) | Palazzoli code | Pack Qty |
|-------------------|------------------|--------------------|----------------------|-----------------|----------|
| 24 | 105 | 60 | 25 | 900453EX | 1 |
| 110 | 105 | 60 | 25 | 900463EX | 1 |
| 230 | 105 | 60 | 25 | 900473EX | 1 |

Equipment included: M20 technopolymer cable gland.

Terminal block in insulating thermosetting GRP.

Earthing terminal inside and outside the box.




Directional horn for sirens

| Max. diameter (mm) | Projection siren+horn (mm) | Palazzoli code | Pack Qty |
|--------------------|----------------------------|----------------|----------|
| 112 | 238 | 900449 | 1 |

Equipment included: complete with stainless steel fixing screws.

Infrastructure

Excellent electric performance, high mechanical standards and product reliability are the basis of the success of Palazzoli's lighting solutions for roads and tunnels. The TUNNEL54 system, consisting of flame resistant, smoke proof and rodent proof equipment, with FIRE PROOF mark, tested by internationally accredited laboratories. These tests guarantee operation at 400 °C for 120' and 830 °C for 120' in accordance with IEC 64-20 (Electrical installations in road tunnels) and IEC/EN 60331-1.





Road tunnels

Mountain tunnels

Undergrounds



Junction boxes for lighting

Page 265

Sockets for fans

Page 265

FASTBOX-T54

electrifies the Firenze - Pisa - Livorno motorway





Marine

DISTRIBUTION TURRETS



B-SMART

Distribution turrets
Page 285

CONTAINER SOCKETS



CONTAINERS

Fixed interlocked
socket-outlets
Page 288

UNAV DEVICES



UNAV

Boxes, socket-outlets,
switches and two-way
switches
Page 292



Infrastructure

JUNCTION BOXES FOR LIGHTING



FASTBOX-T54

Junction boxes
with insulation-piercing
Page 269



ALUCASE-T54

Fire resistant junction boxes
with terminal blocks
Page 270



FIREBOX-T54

Fire resistant boxes
with terminal block
E30 - E60 - E90
Page 273

SOCKET-OUTLETS FOR FANS



ALUPRES-T54

Fire-resistant socket-outlets
for fans up to 60 kW
Page 276



ALUPRES-T54

Fire-resistant socket-outlets
for fans up to 120 kW
Page 278

FASTBOX-T54





FASTBOX-T54

Junction boxes with insulation-piercing

ADVANTAGES



it resists at 830 °C for 120'

TUNNEL54 boxes in aluminium alloy have been tested under severe temperature conditions in order to be used in emergency circuits of roadway tunnels.

In both the technopolymer and aluminium alloy versions the protection fuse can be replaced with maximum safety, as access to it does not require opening the box.




The three-blade perforating system avoids cutting and section reductions.

The pre-set screw guarantees the connection without the need of torque wrenches.



PUBLIC
TUNNELS
MARINE



FASTBOX-T54

Junction boxes with insulation-piercing



| | |
|--------------------------------------|--|
| Body material | Aluminium alloy (emergency circuit boxes) Technopolymer (boxes for ordinary circuits) |
| Colour | RAL 5012 Light blue (box cover) RAL 7035 Light grey (box base) |
| Protection rating | IP66 |
| Impact resistance | IK09 |
| Resistance to abnormal heat and fire | 960°C (ordinary circuit boxes) |
| Flammability class | V-0 (ordinary circuit boxes) |
| Insulation class | I and II |
| Ambient operating temperature | -40°C - +90°C |
| Ambient storage temperature | -50°C - +90°C |
| Fire resistance | 830°C for 120' (boxes for emergency circuits) |
| Line cable cross-section | 4 - 35 mm ² |
| Fuse type | E14 – D01 (emergency circuit boxes) Cylindrical 5x20 (boxes for ordinary circuits) |
| Cable gland type | In nickered brass with metric ISO threading |



DIRECTIVES

2014/35/EU (LVD)
2011/65/EU (RoHS)
2012/19/EU (WEEE)

PRODUCT STANDARDS

IEC 60331-1
IEC/EN 60309-1
IEC/EN 60309-2
CEI 64-20



FASTBOX-T54

Junction boxes with insulation-piercing



2P+
230V

Junction boxes in reinforced insulation-piercing technopolymer for single-pole cables with socket-outlet for ordinary circuits IP66

| Line cable cross-section (mm ²) | Class | Outer dimensions (mm) | Protections | Palazzoli code | Pack Qty |
|---|-------|-----------------------|---------------|----------------|----------|
| 4 - 16 | II | 164x242x135 | - | 158201 | 1 |
| 4 - 16 | II | 164x242x135 | 1 4A fuse (L) | 158211 | 1 |

Notes: special configurations on request.



2xM20
Ø 7±13mm

Junction boxes in aluminium alloy with insulation-piercing for single-pole cables with 2 cable glands for emergency circuits, 830 °C 120' IP66

| Line cable cross-section (mm ²) | Class | Outer dimensions (mm) | Protections | Palazzoli code | Pack Qty |
|---|-------|-----------------------|------------------|----------------|----------|
| 4-35 | I | 247x225x130 | 1 6A fuse (L) | 157012 | 1 |
| 4-35 | I | 247x225x130 | 2 6A fuses (L+N) | 157112 | 1 |
| 4-35 | II | 247x225x130 | 1 6A fuse (L) | 158012 | 1 |
| 4-35 | II | 247x225x130 | 2 6A fuses (L+N) | 158112 | 1 |

Notes: special configurations on request.



2P+
230V

Junction boxes in aluminium alloy with insulation-piercing for single-pole cables with socket for emergency circuits, 830 °C 120' IP66

| Line cable cross-section (mm ²) | Class | Outer dimensions (mm) | Protections | Palazzoli code | Pack Qty |
|---|-------|-----------------------|------------------|----------------|----------|
| 4-35 | I | 247x225x130 | 1 4A fuse (L) | 157001 | 1 |
| 4-35 | I | 247x225x130 | 2 4A fuses (L+N) | 157101 | 1 |
| 4-35 | II | 247x225x130 | 1 fuse 4A (L) | 158001 | 1 |
| 4-35 | II | 247x225x130 | 2 4A fuses (L+N) | 158101 | 1 |

Notes: special configurations on request.



Supports for insulation-piercing boxes in aluminium alloy

| Manufacturing material | Palazzoli code | Pack Qty |
|---------------------------------------|----------------|----------|
| AISI 304 stainless steel | 157050 | 20 |
| Galvanised and RAL 7035 painted steel | 157051 | 20 |

Notes: suitable for channels with maximum height of 100 mm.



M20
Ø 7±13mm

Junction boxes in aluminium alloy with insulation-piercing for single-pole cables with cable gland for emergency circuits, 830 °C 120' IP66

| Line cable cross-section (mm ²) | Class | Outer dimensions (mm) | Protections | Palazzoli code | Pack Qty |
|---|-------|-----------------------|------------------|----------------|----------|
| 4-35 | I | 247x225x130 | 1 4A fuse (L) | 157011 | 1 |
| 4-35 | I | 247x225x130 | 2 4A fuses (L+N) | 157111 | 1 |
| 4-35 | II | 247x225x130 | 1 fuse 4A (L) | 158011 | 1 |
| 4-35 | II | 247x225x130 | 2 4A fuses (L+N) | 158111 | 1 |

Notes: special configurations on request.



Screws for fixing the junction boxes in aluminium alloy to a bracket

| Manufacturing material | Palazzoli code | Pack Qty |
|------------------------|----------------|----------|
| Stainless steel | 157060 | 100 |



ALUCASE-T54

Fire resistant junction boxes with terminal blocks

| | |
|--------------------------------------|---|
| Body material | Aluminium alloy |
| Colour | RAL 5012 Light blue (box cover) RAL 7035 Light grey (box base) |
| Protection rating | IP66 |
| Impact resistance | IK10 |
| Corrosivity category | Equivalent to C3-H / C4-M |
| Resistance to abnormal heat and fire | 960°C |
| Insulation class | I and II |
| Ambient operating temperature | -40°C - +90°C |
| Ambient storage temperature | -50°C - +90°C |
| Fire resistance | 830°C for 120' |
| Line cable cross-section | 4 - 70 mm ² |
| Fuse type | E14 - D01 |
| Cable gland type | In nicked brass with metric ISO threading |



Junction boxes in aluminium alloy with terminal block for single-pole cables with cable gland for emergency circuits, 830 °C 120' IP66

| Line cable cross-section (mm ²) | Terminal poles per section (mm ²) | Outer dimensions (mm) | Line cable glands (ømm) | Palazzoli code | Pack Qty |
|---|---|-----------------------|-------------------------|----------------|----------|
| 2x (1x4)-2x (1x6) | 2x6 | 185x185x105 | M16 (4-9,5) | 151011 | 1 |
| 2x (1x10)-2x (1x16) | 2x16 | 185x185x105 | M20 (7-13) | 151022 | 1 |
| 2x (1x25)-2x (1x35) | 2x40 | 185x252x152 | M25 (8-16) | 151034 | 1 |
| 2x (1x50)-2x (1x70) | 2x70 | 252x315x193 | M32 (11-21) | 151045 | 1 |

Equipment included: reduction inserts for cable glands. 1 4A fuse.
Notes: special configurations on request.



Junction boxes in aluminium alloy with terminal block, for single-pole cables with socket for emergency circuits, 830 °C 120' IP66

| Line cable cross-section (mm ²) | Terminal poles per section (mm ²) | Outer dimensions (mm) | Line cable glands (ømm) | Palazzoli code | Pack Qty |
|---|---|-----------------------|-------------------------|----------------|----------|
| 2x (1x4)-2x (1x6) | 2x6 | 185x185x105 | M16 (4-9,5) | 151311 | 1 |
| 2x (1x10)-2x (1x16) | 2x16 | 185x185x105 | M20 (7-13) | 151322 | 1 |
| 2x (1x25)-2x (1x35) | 2x40 | 185x252x152 | M25 (8-16) | 151334 | 1 |
| 2x (1x50)-2x (1x70) | 2x70 | 252x315x193 | M32 (11-21) | 151345 | 1 |

Equipment included: reduction inserts for cable glands. 1 4A fuse.
Notes: special configurations on request.



DIRECTIVES

2014/35/EU (LVD)
2011/65/EU (RoHS)
2012/19/EU (WEEE)

PRODUCT STANDARDS

IEC 60331-1
IEC/EN 60309-1
IEC/EN 60309-2
CEI 64-20



ALUCASE-T54

Fire resistant junction boxes with terminal blocks



Junction boxes in aluminium alloy with terminal block for multi-pole cables with cable gland for emergency circuits 830 °C 120' IP66

M25
Ø 8-16mm

| Line cable cross-section (mm ²) | Terminal poles per section (mm ²) | Outer dimensions (mm) | Line cable glands (ømm) | Palazzoli code | Pack Qty |
|---|---|-----------------------|-------------------------|----------------|----------|
| 4x4 - 4x6 | 4x6 | 185x252x152 | M32 (11-21) | 151241 | 1 |
| 4x10 | 4x16 | 185x252x152 | M32 (11-21) | 151242 | 1 |
| 4x16 | 4x16 | 185x252x152 | M40 (15-27) | 151252 | 1 |
| 4x25 - 4x35 | 4x40 | 185x252x152 | M40 (15-27) | 151264 | 1 |
| 3x50+25 - 3x70+35 | 4x70 | 252x315x193 | M50 (22-35) | 151275 | 1 |
| 70 | 4x70 | 252x315x193 | M63 (35-48) | 151285 | 1 |

Equipment included: reduction inserts for cable glands. 1 4A fuse.
Notes: special configurations on request.



Line junction boxes for power supply lines of tunnel light fixtures 830 °C 120' IP66

| Line cable cross-section (mm ²) | Terminal poles per section (mm ²) | Outer dimensions (mm) | Line cable glands (ømm) | Palazzoli code | Pack Qty |
|---|---|-----------------------|-------------------------|----------------|----------|
| 4x4 - 4x6 | 4x6 | 252x185x152 | M32 (11-21) | 151641 | 1 |
| 4x10 | 4x16 | 252x185x152 | M32 (11-21) | 151642 | 1 |
| 4x16 | 4x16 | 252x185x152 | M40 (15-27) | 151652 | 1 |
| 4x25 - 4x35 | 4x40 | 252x185x152 | M40 (15-27) | 151664 | 1 |
| 3x50+25 - 3x70+35 | 4x70 | 315x252x193 | M50 (22-35) | 151675 | 1 |
| 70 | 4x70 | 315x252x193 | M63 (35-48) | 151685 | 1 |

Notes: special configurations on request.



2P+
230V

Junction boxes in aluminium alloy with terminal block, for multi-pole cables with socket for emergency circuits, 830 °C 120' IP66

| Line cable cross-section (mm ²) | Terminal poles per section (mm ²) | Outer dimensions (mm) | Line cable glands (ømm) | Palazzoli code | Pack Qty |
|---|---|-----------------------|-------------------------|----------------|----------|
| 4x4 - 4x6 | 4x6 | 185x252x152 | M32 (11-21) | 151441 | 1 |
| 4x10 | 4x16 | 185x252x152 | M32 (11-21) | 151442 | 1 |
| 4x16 | 4x16 | 185x252x152 | M40 (15-27) | 151452 | 1 |
| 4x25 - 4x35 | 4x40 | 185x252x152 | M40 (15-27) | 151464 | 1 |
| 3x50+25 - 3x70+35 | 4x70 | 252x315x193 | M50 (22-35) | 151475 | 1 |
| 70 | 4x70 | 252x315x193 | M63 (35-48) | 151485 | 1 |

Equipment included: reduction inserts for cable glands. 1 4A fuse.
Notes: special configurations on request.



Supports for the installation of junction boxes

| Manufacturing material | For box dimensions | Palazzoli code | Pack Qty |
|--------------------------|--------------------|----------------|----------|
| AISI 304 stainless steel | 185x185 - 252x185 | 151901 | 10 |
| AISI 304 stainless steel | 185x252 - 315x252 | 151902 | 10 |
| AISI 304 stainless steel | 252x315 | 151903 | 10 |

Equipment included: screws for fixing the boxes.



FIREBOX-T54

Fire resistant boxes with terminal block E30 - E60 - E90



| | |
|--------------------------------------|--|
| Body material | Steel Technopolymer Halogen free |
| Surface finish | Painted (steel) |
| Colour | RAL2003 Pastel orange |
| Protection rating | IP66 (steel) IP56 (technopolymer) |
| Impact resistance | IK10 (steel) IK08 (technopolymer) |
| Resistance to abnormal heat and fire | 650°C (technopolymer) |
| Insulation class | I (steel) II (technopolymer) |
| Ambient operating temperature | -40°C - +70°C (steel) -25°C - +50°C (technopolymer) |
| Ambient storage temperature | -50°C - +90°C (steel) -30°C - +70°C (technopolymer) |
| Insulation voltage | 690V |
| Line cable cross-section | 4 - 35 mm ² (steel) 4 - 25 mm ² (technopolymer) |
| Functional maintenance | 830°C 120' IEC 60331-1 E30 - E60 - E90 DIN 4102 -12 |



DIRECTIVES

2014/35/EU (LVD)
2011/65/EU (RoHS)
2012/19/EU (WEEE)

PRODUCT STANDARDS

IEC/EN 60670-1
IEC 60331-1
DIN 4102-12
EN 60670-22



FIREBOX-T54

Fire resistant boxes with terminal block E30 - E60 - E90



Fire-resistant junction boxes with terminal block in technopolymer
830 °C 120' / 1000 °C 90'
IP56

| Outer dimensions (mm) | No. of poles for section (mm ²) | Hole type | Palazzoli code | Pack Qty |
|-----------------------|---|-----------|----------------|----------|
| 160x120x75 | 3x6 | | 151735 | 1 |
| 160x120x75 | 5x6 | | 151755 | 1 |
| 200x155x75 | 3x16 | | 151731 | 1 |
| 200x155x75 | 5x16 | | 151751 | 1 |
| 250x185x130 | 3x35 | | 151733 | 1 |
| 250x185x130 | 5x35 | | 151753 | 1 |

Equipment included: 4 cable grommets.
Features: blind walls with M20, M25, M32, M40 knock-out opening.



Fire-resistant junction boxes with terminal block and fuse in technopolymer
830 °C 120' / 1000 °C 90'
IP56

| Outer dimensions (mm) | No. of poles for section (mm ²) | Hole type | Palazzoli code | Pack Qty |
|-----------------------|---|-----------|----------------|----------|
| 200x155x75 | 3x6 | | 151835 | 1 |
| 200x155x75 | 5x6 | | 151855 | 1 |
| 250x185x130 | 3x16 | | 151831 | 1 |
| 250x185x130 | 5x16 | | 151851 | 1 |

Equipment included: 4 cable grommets, 1 4A fuse.
Features: blind walls with M20, M25, M32, M40 knock-out opening.

Technical accessories:



Fire-resistant junction boxes with terminal block in steel
830 °C 120' / 1000 °C 90'
IP66

| Outer dimensions (mm) | No. of poles for section (mm ²) | Hole type | Palazzoli code | Pack Qty |
|-----------------------|---|-----------|----------------|----------|
| 150x150x90 | 5x6 | | 151355 | 1 |
| 250x250x130 | 5x16 | | 151351 | 1 |
| 250x250x130 | 5x35 | | 151353 | 1 |

Equipment included: 4 cable grommets.
Features: wall inlet holes.

Technical accessories:



ALUPRES-T54






ALUPRES-T54

Fire-resistant socket-outlets for fans up to 60 kW

ADVANTAGES



The socket-outlet body is made of EN 1706 AC-44300 marine aluminium alloy to guarantee its operation at 400 °C per 120 minutes.

The isolator switch contacts are with double breakers with Silver-Nickel alloy pads on nickel-plated brass bars. The drive shaft is of the monolithic through-bar type, which allows the direct simultaneous operation of the movement cams, without interposed mechanical transmissions.



The socket-outlet insert has a silver-plated, multi-lamellar copper-beryllium crown which ensures: a larger socket-pin contact surface, easy extraction of the plugs from the socket-outlets, perfect cleaning of the pin and and a solid, long-lasting electrical contact.



The plug's cable entry is realised by means of a nickel-plated brass cable gland with radial clamping, sized to accommodate three-pole cables, type FTG18 0 M16, with a cross-section of up to 25mm².





ALUPRES-T54

Fire-resistant socket-outlets for fans up to 60 kW

| | |
|--------------------------------------|---|
| Body material | Marine aluminium alloy |
| Surface treatment | Fluorozirconate passivation |
| Surface finish | Hot-polymerised non-toxic polyester |
| Colour | RAL 5012 Light blue (box cover) RAL 7035 Light grey (box base) |
| Protection rating | IP66 |
| Impact resistance | IK10 |
| Resistance to abnormal heat and fire | 960°C |
| Insulation class | I |
| Ambient operating temperature | -40°C - +90°C |
| Ambient storage temperature | -50°C - +90°C |
| Operating temperature resistance | 400°C for 120' |
| Rated current | 63A - 125A |
| Operating voltage | 400V - 690V |
| Insulation voltage | 690V |
| Operating frequency | 50/60Hz |



DIRECTIVES

2014/30/EU (EMC)
2011/65/EU (RoHS)
2012/19/EU (WEEE)

PRODUCT STANDARDS

IEC/EN 60309-1
IEC/EN 60309-2
CEI 64-20



Interlocked socket-outlets for fans up to 60kW for single-pole cables with mobile plug 400 °C 120' 50/60Hz IP66

| Rated current (A) | Rated operating voltage | Poles | Auxiliary contact (AUX) | Palazzoli code | Pack Qty |
|-------------------|-------------------------|-------|-------------------------|----------------|----------|
| 63 | 380-415V | 3P+≐ | 1 NO | 151611 | 1 |
| | 600-690V | 3P+≐ | 1 NO | 151612 | 1 |

Equipment included: 1 63A 3P+≐ IP67 plug in aluminium alloy.
External earthing terminal, 3 brass cable glands

Features: padlockable handle.

Notes: special configurations on request.



Interlocked socket-outlets for fans up to 60kW for multi-pole cables with mobile plug 400 °C 120' 50/60Hz IP66

| Rated current (A) | Rated operating voltage | Poles | Auxiliary contact (AUX) | Palazzoli code | Pack Qty |
|-------------------|-------------------------|-------|-------------------------|----------------|----------|
| 63 | 380-415V | 3P+≐ | 1 NO | 151613 | 1 |
| | 600-690V | 3P+≐ | 1 NO | 151614 | 1 |

Equipment included: 1 63A 3P+≐ IP67 plug in aluminium alloy.
External earthing terminal, 1 brass cable gland

Features: padlockable handle.

Notes: special configurations on request.



ALUPRES-T54

Fire-resistant socket-outlets for fans up to 60 kW



M40
Ø 15÷27mm

Reducers for large-section single-pole cables
400 °C 120' / 830 °C 120'
IP66

| Line cable cross-section (mm ²) | Terminal poles per section (mm ²) | Outer dimensions (mm) | Line cable glands (ømm) | Palazzoli code | Pack Qty |
|---|---|-----------------------|-------------------------|----------------|----------|
| from 50 to 70 | 3x70 | 185x252x152 | M32 (11-21) | 151533 | 1 |
| from 95 to 120 | 3x125 | 252x315x193 | M40 (15-27) | 151534 | 1 |
| from 150 to 185 | 3x200 | 315x315x193 | M40 (15-27) | 151535 | 1 |

Features: provision for internal and external earth connection.
M40 exit for 3x25mm² or 3x16mm² cables.
Notes: special configurations on request.



Reducers for large-section single-pole cables
400 °C 120' / 850 °C 90'
IP66

| Applications | Palazzoli code | Pack Qty |
|----------------------------|----------------|----------|
| wall mounting with bracket | 151541 | 1 |



M40
Ø 15÷27mm

Reducers for large-section multi-pole cables
400 °C 120' / 830 °C 120'
IP66

| Line cable cross-section (mm ²) | Terminal poles per section (mm ²) | Outer dimensions (mm) | Line cable glands (ømm) | Palazzoli code | Pack Qty |
|---|---|-----------------------|-------------------------|----------------|----------|
| 50 | 3x70 | 185x252x152 | M50 (22-35) | 151531 | 1 |
| 70 | 3x70 | 185x252x152 | M63 (35-48) | 151532 | 1 |

Features: provision for internal and external earth connection.
M40 exit for 3x25mm² or 3x16mm² cables.
Notes: special configurations on request.



Reducers for large-section multi-pole cables
400 °C 120' / 850 °C 90'
IP66

| Applications | Palazzoli code | Pack Qty |
|---------------------|----------------|----------|
| for channel L 200mm | 151542 | 1 |
| for channel L 300mm | 151543 | 1 |



Kit of screws in AISI 304 stainless steel for fixing socket-outlets for fans to the channel support strut

| Applications | Palazzoli code | Pack Qty |
|-----------------------|----------------|----------|
| fixing on channel rod | 151544 | 1 |



ALUPRES-T54

Fire-resistant socket-outlets for fans up to 120 kW



Interlocked socket-outlets for fans up to 120 kW in flange-ready enclosure 400 °C 120' 50/60Hz IP66

| Rated current (A) | Rated operating voltage | Poles | Palazzoli code | Pack Qty |
|-------------------|-------------------------|-------|----------------|----------|
| 63 | 400-690V | 3P+⊕ | 151880 | 1 |
| 125 | 400-690V | 3P+⊕ | 151881 | 1 |

Notes: special configurations on request.



Straight mobile plugs for fans up to 120 kW 400 °C 120' 50/60Hz IP66

M32
Ø 11÷21mm

| Rated current (A) | Rated operating voltage | Poles | Entry type | Palazzoli code | Pack Qty |
|-------------------|-------------------------|-------|------------|----------------|----------|
| 63 | 400-690V | 3P+⊕ | M32 | 151890 | 1 |
| 125 | 400-690V | 3P+⊕ | M50 | 151891 | 1 |



Supports for ceiling mounting of socket-outlets for fans up to 120 kW

| Manufacturing material | Palazzoli code | Pack Qty |
|--------------------------|----------------|----------|
| AISI 304 stainless steel | 151900 | 1 |

Features: complete with adjustable support for ceiling, 50x30mm profile and socket fixing screws.



Flanges in aluminium alloy for multi-pole cables with brass cable gland 400 °C 120' / 830 °C 120' IP66

| Line cable glands | Tightening diameter (mm) | Palazzoli code | Pack Qty |
|-------------------|--------------------------|----------------|----------|
| M32 | 11-21 | 151930 | 1 |
| M40 | 15-27 | 151931 | 1 |
| M50 | 22-35 | 151932 | 1 |
| M63 | 35-48 | 151933 | 1 |



Flanges in aluminium alloy for single-pole cables with brass cable gland 400 °C 120' / 830 °C 120' IP66

| Line cable glands | Tightening diameter (mm) | Palazzoli code | Pack Qty |
|-------------------|--------------------------|----------------|----------|
| 3 x M25 | 8-16 | 151940 | 1 |
| 3 x M32 | 11-21 | 151941 | 1 |
| 3 x M40 | 15-27 | 151942 | 1 |



Line junction boxes for power supply lines for tunnel fans 400 °C 120' / 830 °C 120' IP66

| Line cable cross-section (mm²) | Terminal poles per section (mm²) | Outer dimensions (mm) | Line cable glands (ømm) | Palazzoli code | Pack Qty |
|--------------------------------|----------------------------------|-----------------------|-------------------------|----------------|----------|
| 3x10 | | | | | |
| 3x16 | 3x25 | 185x185x105 | M40 (15-27) | 151553 | 1 |
| 3x25 | | | | | |
| 3x35 | 3x40 | 252x185x152 | M40 (15-27) | 151564 | 1 |
| 3x50 | 3x70 | 252x185x152 | M50 (22-35) | 151575 | 1 |
| 3x70 | 3x70 | 252x185x152 | M63 (35-48) | 151585 | 1 |

Notes: special configurations on request.

ALUPRES-T54

electrifies the 13 tunnels of the Quadrilatero



Marine

Thanks to the knowledge acquired in more than one hundred years of experience on military ships and submarines, oil platforms and cruise ships, Palazzoli is now able to offer a series of products whose technology meets all the requirements of the sector.

Distribution turrets are available in AISI 316L stainless steel to withstand contact with brackish water.

The socket-outlets for supplying power to containers are equipped with a 10 kA rated current switch-disconnector.

All equipment is strictly watertight and complies with UNAV naval unification tables.





Ports

Ships

Aircraft carriers



UNAV turrets, socket-outlets and devices

B-SMART





B-SMART

Distribution turrets

ADVANTAGES



AISI 316L stainless steel can be installed in any environment. The mechanical structure, the thicknesses used and the compact dimensions make it solid and resistant to impact, whether accidental or vandalic,

Each turret is equipped with a unique multifunctional, energy-saving lighting device.

This device makes the socket-outlets visible by radiating light on their profile, at the same time illuminating the walkway through the unbreakable opal polycarbonate porthole.



Each socket-outlet is individually protected by a high-sensitivity MCB to prevent the tripping occurring in a boat from cutting off power to other boats.

The clean, linear and elegant design in terms of shape and colour ensures perfect integration into the environment. Each turret is equipped with a double safety lock and a gasket that prevents insects and dust from penetrating into the interior compartments while maintaining its cleanliness and elegance.





B-SMART

Distribution turrets



| | |
|-------------------------------|---------------------------------|
| Body material | AISI 316L stainless steel |
| Colour | RAL 7035 Light grey (body) |
| Protection rating | IP56 |
| Impact resistance | IK10 |
| Corrosivity category | Equivalent to C5 |
| Insulation class | II |
| Ambient operating temperature | -25°C - +50°C |
| Ambient storage temperature | -30°C - +70°C |
| Rated current | 16A - 32A - 63A |
| Operating voltage | 400V - 690V |
| Insulation voltage | 690V |
| Operating frequency | 50/60Hz |
| Lamp | Fluorescent 11W 230V |
| Power terminal block | 3P+N+ \neq 35 mm ² |
| Lamp holder | Type E27 |



DIRECTIVES

2014/35/EU (LVD)
2011/65/EU (RoHS)
2012/19/EU (WEEE)

PRODUCT STANDARDS

IEC/EN 61439-1
IEC/EN 61439-3
IEC/EN 61439-7
IEC/EN 63000



B-SMART

Distribution turrets



Turrets for wharfs
in AISI 316L stainless steel
with 2 fixed socket-outlets and 2 taps
50/60Hz IP56

| Dimensions (mm) | Industrial socket-outlets | | No. of taps | Palazzoli code | Pack Qty |
|--------------------|---------------------------|---------------------|----------------|-------------------|-------------|
| | 16A 2P+≐ 230V | 32A 2P+≐ 230V | | | |
| 360x895x208 | 2 | | 2 | 576100 | 1 |
| | 1 | 1 | 2 | 576101 | 1 |

Features: switch compartment door with triangular safety lock. Cable strain relief device. Suitable for fastening onto concrete using max. M10 threaded pins (not included).



Turrets for wharfs
in AISI 316L stainless steel
with 4 interlocked socket-outlets and 4 taps
50/60Hz IP56

| Dimensions (mm) | Industrial interlocked socket-outlets | | | | No. of taps | Palazzoli code | Pack Qty |
|--------------------|---------------------------------------|---------------------|-----------------------|---------------------|----------------|-------------------|-------------|
| | 16A 2P+≐ 230V | 16A 3P+≐ 400V | 16A 3P+N+≐ 400V | 32A 2P+≐ 230V | | | |
| 360x895x276 | 4 | | | | 4 | 576200 | 1 |
| | | | | | 4 | 576201 | 1 |
| | 2 | 2 | | | 4 | 576202 | 1 |
| | 2 | | 2 | | 4 | 576203 | 1 |
| | 2 | | 2 | | 4 | 576205 | 1 |
| | 2 | 1 | | | 4 | 576206 | 1 |

Features: switch compartment door with triangular safety lock. Cable strain relief device. Suitable for fastening onto concrete using max. M10 threaded pins (not included).



Turrets for wharfs
in AISI 316L stainless steel
with 2 interlocked socket-outlets and 2 taps
50/60Hz IP56

| Dimensions (mm) | Industrial interlocked socket-outlets | | | | No. of taps | Palazzoli code | Pack Qty |
|--------------------|---------------------------------------|---------------------|-----------------------|-----------------------|----------------|-------------------|-------------|
| | 16A 2P+≐ 230V | 32A 2P+≐ 230V | 32A 3P+N+≐ 400V | 63A 3P+N+≐ 400V | | | |
| 360x895x208 | 2 | | | | 2 | 576110 | 1 |
| | 1 | 1 | | | 2 | 576111 | 1 |
| 360x895x276 | | | | | 2 | 576112 | 1 |
| | | | 1 | 1 | 2 | 576113 | 1 |

Features: switch compartment door with triangular safety lock. Cable strain relief device. Suitable for fastening onto concrete using max. M10 threaded pins (not included).



Turret for wharf end
in AISI 316L stainless steel
IP56

| No. of EN50022 modules | Dimensions (mm) | Palazzoli code | Pack Qty |
|---------------------------|--------------------|-------------------|-------------|
| 36 (12x3) | 360x895x276 | 576800 | 1 |

Features: the protection devices can be mounted on EN60715 rail in 3 separate watertight insulating enclosures. The input and output of the power supply lines can be made from below. Suitable for fastening onto concrete using max. M10 threaded pins (not included).



B-SMART

Distribution turrets



Turrets for campsites
in AISI 316L stainless steel
with 4 fixed socket-outlets
50/60Hz IP56

| Dimensions (mm) | Industrial socket-outlets 16A 2P+ \neq 230V | Palazzoli code | Pack Qty |
|-----------------|---|----------------|----------|
| 360x895x276 | 4 | 576401 | 1 |

Features: switch compartment door with triangular safety lock. Cable strain relief device. Suitable for fastening onto concrete using max. M10 threaded pins (not included).



Fire prevention turret
in AISI 316L stainless steel
for an extinguisher
IP56

| Housable extinguisher | Dimensions (mm) | Palazzoli code | Pack Qty |
|----------------------------------|-----------------|----------------|----------|
| 1 Fire extinguisher of 6 or 9 Kg | 360x895x276 | 576600 | 1 |

Features: patented "SAFE CRASH" flat breakable glass
Suitable for fastening onto concrete using max. M10 threaded pins (not included).
Notes: Fire extinguisher not supplied.



Turrets for campsites
in AISI 316L stainless steel
with 4 interlocked socket-outlets
50/60Hz IP56

| Dimensions (mm) | Interlocked industrial socket-outlets 16A 2P+ \neq 230V | Palazzoli code | Pack Qty |
|-----------------|---|----------------|----------|
| 360x895x276 | 4 | 576400 | 1 |

Features: switch compartment door with triangular safety lock. Cable strain relief device. Suitable for fastening onto concrete using max. M10 threaded pins (not included).



Fire prevention turret
in AISI 316L stainless steel
with fire hose and nozzle
IP56

| Equipment | Dimensions (mm) | Palazzoli code | Pack Qty |
|----------------------|-----------------|----------------|----------|
| fire hose and nozzle | 360x895x276 | 576601 | 1 |

Features: fire hose type 'gomel', Ø 45mm, 20 m. Lance type AWG UNI45 with 3 effects, complete with 1"1/2 UNI45 brass tap. Features: patented "SAFE CRASH" flat breakable glass
Suitable for fastening onto concrete using max. M10 threaded pins (not included).



B-SMART

Distribution turrets



Raising base for turrets

| For turret dimensions type | Application | Material | Palazzoli code | Pack Qty |
|----------------------------|---------------------------------------|-----------------|----------------|----------|
| 360x895x208 | Raising 65 mm and floor flush-mounted | stainless steel | 575701 | 1 |
| 360x895x276 | | | 575702 | 1 |



SAFE CRASH breakable glass for fire prevention turrets

| Description | Palazzoli code | Pack Qty |
|--|----------------|----------|
| patented "SAFE CRASH" flat breakable glass | 575706 | 1 |



Decorative and containment frame in AISI 316L stainless steel for B-SMART turrets

| Description | For turret dimensions type | Palazzoli code | Pack Qty |
|---|----------------------------|----------------|----------|
| stainless steel frame complete with fixing screws | 360x895x208 | 575711 | 1 |
| stainless steel frame complete with fixing screws | 360x895x276 | 575710 | 1 |



Door lock kit for pier and campsite turrets

| Description | Palazzoli code | Pack Qty |
|------------------------------|----------------|----------|
| kit with 2 unified code keys | 575708 | 1 |



CONTAINERS

Fixed interlocked socket-outlets

| | |
|-------------------------------|---|
| Protection rating | Thermosetting GRP page 104 Aluminium page 126 Technopolymer page 78 |
| Ambient operating temperature | Thermosetting GRP page 104 Aluminium page 126 Technopolymer page 78 |
| Ambient storage temperature | Thermosetting GRP page 104 Aluminium page 126 Technopolymer page 78 |
| Rated current | 32A 3P+≐ 3h |
| Operating voltage | 380/440V |
| Insulation voltage | 690V |
| Operating frequency | 50/60Hz |



DIRECTIVES

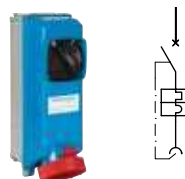
2014/30/EU (EMC)
2014/35/EU (LVD)
2011/65/EU (RoHS)
2012/19/EU (WEEE)

PRODUCT STANDARDS

IEC/EN 60309-1
IEC/EN 60309-2
IEC/EN 60309-4
IEC/EN 63000

| Electrical ratings of the switch | | | 32A |
|----------------------------------|------|----|------|
| Thermal current Ith | | A | 32 |
| AC-21A | 400V | A | 32 |
| AC-22A | 400V | A | 32 |
| AC-23A | 400V | A | 32 |
| AC-23A | 400V | kW | 17.7 |
| AC-3 | 400V | kW | 17.7 |


M32 ENTRY



Wall-mounted interlocked socket-outlet in thermosetting GRP with MCB protection 50/60Hz IP67

| Rated current (A) | Rated voltage (V) | Voltage colour | Poles | h ref. | Palazzoli code | Pack Qty |
|-------------------|-------------------|----------------|-------|--------|----------------|----------|
| 32 | 380/440 | ● | 3P+≐ | 3 | 474771 | 1 |

M25 ENTRY



Wall-mounted interlocked socket-outlet in thermosetting GRP 50/60Hz IP66/IP67

| Rated current (A) | Rated voltage (V) | Voltage colour | Poles | h ref. | Palazzoli code | Pack Qty |
|-------------------|-------------------|----------------|-------|--------|----------------|----------|
| 32 | 380/440 | ● | 3P+≐ | 3 | 469233 | 1 |


M32 ENTRY



Wall-mounted interlocked socket-outlet in thermosetting GRP and DIN rail 50/60Hz IP67

| Rated current (A) | Rated voltage (V) | Voltage colour | Poles | h ref. | Palazzoli code | Pack Qty |
|-------------------|-------------------|----------------|-------|--------|----------------|----------|
| 32 | 380/440 | ● | 3P+≐ | 3 | 472133 | 1 |

Technical accessories:





CONTAINERS

Fixed interlocked socket-outlets

WINDOW F1



Wall-mounted interlocked socket-outlet in aluminium alloy with MCB protection 50/60Hz IP67

| Rated current (A) | Rated voltage (V) | Voltage colour | Poles | h ref. | Palazzoli code | Pack Qty |
|-------------------|-------------------|----------------|-------|--------|----------------|----------|
| 32 | 380/440 | ● | 3P+⊕ | 3 | 474486 | 1 |



Technopolymer interlocked socket-outlet for distribution boards 50/60Hz IP66/IP67

| Rated current (A) | Rated voltage (V) | Voltage colour | Poles | h ref. | Palazzoli code | Pack Qty |
|-------------------|-------------------|----------------|-------|--------|----------------|----------|
| 32 | 380/440 | ● | 3P+⊕ | 3 | 491233 | 1 |

Technical accessories:



WINDOW F1



Wall-mounted interlocked socket-outlet in aluminium alloy 50/60Hz IP67


| Rated current (A) | Rated voltage (V) | Voltage colour | Poles | h ref. | Palazzoli code | Pack Qty |
|-------------------|-------------------|----------------|-------|--------|----------------|----------|
| 32 | 380/440 | ● | 3P+⊕ | 3 | 460233 | 1 |



15° angled technopolymer fixed flush-mounted socket-outlet for distribution board 50/60Hz IP66/IP67

| Rated current (A) | Rated voltage (V) | Voltage colour | Dimensions (mm) | Poles | h ref. | Palazzoli code | Pack Qty |
|-------------------|-------------------|----------------|-----------------|-------|--------|----------------|----------|
| 32 | 380/440 | ● | 88x100 | 3P+⊕ | 3 | 489233 | 1 |

Technical accessories:




WINDOW F1



Wall-mounted interlocked socket-outlet in aluminium alloy and DIN rail 50/60Hz IP67

| Rated current (A) | Rated voltage (V) | Voltage colour | Poles | h ref. | Palazzoli code | Pack Qty |
|-------------------|-------------------|----------------|-------|--------|----------------|----------|
| 32 | 380/440 | ● | 3P+⊕ | 3 | 472735 | 1 |

Technical accessories:





CONTAINERS

Fixed interlocked socket-outlets



Straight panel-mounted sockets
50/60Hz
IP66/IP67/IP68/IP69

| Rated current (A) | Rated voltage (V) | Voltage colour | Dimensions (mm) | Poles | h ref. | Palazzoli code | Pack Qty |
|-------------------|-------------------|----------------|-----------------|-------|--------|----------------|----------|
| 32 | 380/440 | ● | 65x83 | 3P+⚡ | 3 | 772233 | 1 |

Technical accessories:



page 65



Panel-mounted straight rotoswitches
safety performance
50/60Hz IP66/IP67/IP69

| Rated current (A) | Rated voltage (V) | Voltage colour | Dimensions (mm) | Poles | h ref. | Palazzoli code | Pack Qty |
|-------------------|-------------------|----------------|-----------------|-------|--------|----------------|----------|
| 32 | 380/440 | ● | 65x83 | 3P+⚡ | 3 | 412233 | 1 |

Technical accessories:



page 101

page 101



Straight mobile socket-outlets
50/60Hz
IP66/IP67/IP68/IP69


| Rated current (A) | Rated voltage (V) | Voltage colour | Dimensions (mm) | Poles | h ref. | Palazzoli code | Pack Qty |
|-------------------|-------------------|----------------|-----------------|-------|--------|----------------|----------|
| 32 | 380/440 | ● | 88x100 | 3P+⚡ | 3 | 770233 | 1 |



Straight mobile plugs
50/60Hz
IP66/IP67/IP68/IP69

| Rated current (A) | Rated voltage (V) | Voltage colour | Poles | h ref. | Palazzoli code | Pack Qty |
|-------------------|-------------------|----------------|-------|--------|----------------|----------|
| 32 | 380/440 | ● | 3P+⚡ | 3 | 760233 | 1 |

Technical accessories:



page 60

COINTAINER

electrifies Dubai's Jebel Ali commercial hub





UNAV

Boxes, sockets, switches and two-way switches

| | |
|-------------------------------|----------------------------------|
| Body material | Brass |
| Colour | RAL 7035 Light grey |
| Protection rating | IP66 |
| Impact resistance | IK10 |
| Corrosivity category | Equivalent to C2-H / C3-M |
| Insulation class | I |
| Ambient operating temperature | -25°C - +50°C |
| Ambient storage temperature | -30°C - +70°C |
| Rated current | 10A - 16A |
| Operating voltage | 230V |
| Insulation voltage | 230V |
| Operating frequency | 50/60Hz |



UNAV 2161 boxes
in marine grey painted brass
with terminal block and cable gland
UNAV 1948 IP66

| Inner diameter (mm) | Terminal type | No. of cable glands | Palazzoli code | Pack Qty |
|---------------------|---------------------|----------------------|----------------|----------|
| 62 | 4x6 mm ² | 2 opposites + 2 caps | 115628 | 1 |

Equipment included: brass cable glands N24x1.5. Earth screws inside and outside the box
Features: terminal block with cage terminals.



UNAV 2166 socket-outlets
in marine grey painted brass
with UNAV 1948 cable glands
50/60Hz IP66

| Rated current (A) | Rated voltage (V) | Voltage colour | Poles | h ref. | Palazzoli code | Pack Qty |
|-------------------|-------------------|-------------------------------------|-------|--------|----------------|----------|
| 16 | 230 | ■ | 2P+⊕ | 6 | 478213 | 1 |

Equipment included: brass cable gland M24x1.5.
Features: contact holder insert in self-extinguishing thermosetting GRP.

Technical accessories:



DIRECTIVES

2014/35/EU (LVD)
2011/65/EU (RoHS)
2012/19/EU (WEEE)

PRODUCT STANDARDS

IEC/EN 60309-1
IEC/EN 60309-2
IEC/EN 63000



UNAV

Boxes, sockets, switches and two-way switches



UNAV 1435 socket-outlets
in marine grey painted brass
with terminal block and cable glands
UNAV 1948 50/60Hz IP66

| Rated current (A) | Rated voltage | Poles | No. of cable glands | Palazzoli code | Pack Qty |
|-------------------|---------------|-------|---------------------|----------------|----------|
| 10 | 24V~ | 2P+⊕ | 1 | 461121 | 1 |
| | 127V~ | 2P+⊕ | 1 | 461151 | 1 |
| | 230V~ | 2P+⊕ | 1 | 461131 | 1 |

Equipment included: brass cable gland M24x1.5. Earth screws inside and outside the box.



UNAV 1436 interlocked socket-outlets
in marine grey painted brass
with UNAV 1436 cable glands
50/60Hz IP56

| Rated current (A) | Rated voltage (V) | Poles | No. of cable glands | Palazzoli code | Pack Qty |
|-------------------|-------------------|-------|---------------------|----------------|----------|
| 10 | 230 | 2P+⊕ | 1 | 462131 | 1 |

Equipment included: brass cable glands N24x1.5. Earth screws inside and outside the box.



UNAV 1437 mobile plugs
with rubber sleeve and ring
50/60Hz IP56

| Rated current (A) | Rated voltage | Poles | Palazzoli code | Pack Qty |
|-------------------|---------------|-------|----------------|----------|
| 10 | 24V~ | 2P+⊕ | 467021 | 10 |
| | 127V~ | 2P+⊕ | 467051 | 10 |
| | 230V~ | 2P+⊕ | 467031 | 10 |



UNAV 2162 rotary switches
in marine grey painted brass
with UNAV 1948 cable glands
250V IP66

| Rated current (A) | Poles | No. of cable glands | Palazzoli code | Pack Qty |
|-------------------|-------|---------------------|----------------|----------|
| 10 | 2 | 2 combined | 232627 | 1 |
| | 2 | 2 opposite | 232637 | 1 |

Equipment included: brass cable glands N24x1.5. Earth screws inside and outside the box.



UNAV 2162 rotary two-way switch
in marine grey painted brass
with UNAV 1948 cable glands
250V IP66

| Rated current (A) | Poles | No. of cable glands | Palazzoli code | Pack Qty |
|-------------------|-------|---------------------|----------------|----------|
| 10 | 2 | 2 combined | 232628 | 1 |

Equipment included: brass cable glands N24x1.5. Earth screws inside and outside the box.



Brass cable gland
UNAV 1062 type

| Threading | Palazzoli code | Pack Qty |
|-----------|----------------|----------|
| M24x1.5 | 585480 | 10 |



Brass screw cap
with gaskets

| Threading | Palazzoli code | Pack Qty |
|-----------|----------------|----------|
| M24x1.5 | 585490 | 10 |



Washers
with seals

| Manufacturing material | Diameter (mm) | Palazzoli code | Pack Qty |
|------------------------|---------------|----------------|----------|
| brass | 10 | 585408 | 10 |
| | 13 | 585412 | 10 |
| | 16 | 585415 | 10 |

Lighting

Palazzoli provides customers with a range of solutions specifically designed to meet the needs of the most complex fields of application.



Industry



Page 299

INDUSTRIAL INTERIORS
OUTDOOR AREAS
SPORTS FACILITIES
WAREHOUSES
HANGARS
SHOPPING CENTRES

Atex



Page 365

ZONE 1
ZONE 2
ZONE 21
ZONE 22



Infrastructure



Page 397

TUNNELS
MOTORWAYS
ROADS
ROUNDBOUTS

Marine



Page 415

CRUISE SHIPS
MILITARY SHIPS
FERRIES
CARGO SHIPS
OFFSHORE PLATFORMS
SUBMARINES





Industry

Industrial plants, storage warehouses, sports and commercial centres and the food sectors are the fields of application for which Palazzoli has designed products with high lighting performance, great ease of installation and total absence of maintenance.

Thanks to the many mounting accessories available, the light fixtures can be installed in any environment, both indoors and outdoors.



Industrial interiors

Outdoor areas

Sports facilities



Industrial plants, storage warehouses, sports and commercial centres, and the food sectors are a field of application for which Palazzoli has designed products with high lighting performance, energy saving, extreme ease of installation and total absence of maintenance.



Warehouses

Hangars

Shopping centres



Floodlights

Page 301

Light fixtures

Page 319

Pendant light fixtures

Page 319

Control systems

Page 319

Traditional

Page 319

TIGUA

lights up the Maranello swimming pool





Floodlights



TIGUA

5830 lm to 22900 lm
Page 305



XTIGUA

31390 lm to 118460 lm
Page 311



META

9190 lm to 18390 lm
Page 317

TIGUA






TIGUA floodlight

4,000 K - 230,000 h

ADVANTAGES



1

The body is made of EN 44300 aluminium alloy with low copper content, with passivation treatment and painting that make it suitable for harsh environments, corrosion class C5-M / C4-H.

This range of optics consists of 2 symmetrical beams, 4 asymmetrical beams and 1 suited to roadway; this makes it suitable for all kinds of installations, while guaranteeing optimum visual comfort. Optics are made with PMMA lenses, which ensure chromatic stability of light over time thanks to the non-yellowing characteristics of the material.



2


TIGUA's long service life is guaranteed by high-level electronic components, exclusive thermal management system, X-ray inspection of LED welds, 100% testing with 24-hour burn-in cycles, and Gore-Tex® anti-condensation breathing valve.



3

The TIGUA is a very powerful light fixture, while being compact and easy to handle: 6.5 kg only.

The device features a connector that enables a quick connection to the power grid, with no need to open the device.



4



TIGUA floodlight

4,000 K - 230,000 h



7

YEARS OF WARRANTY

2 YEARS OPTIONALLY EXTENDABLE TO 7



DIRECTIVES

2014/30/EU (EMC)
2014/35/EU (LVD)
2011/65/EU (RoHS)
2012/19/EU (WEEE)
2009/125/EC (ErP)
EU Reg. 2019/2020 (EcoDesign)

PRODUCT STANDARDS

EN 55015
EN 60598-1
EN 60598-2-1
EN 60598-2-5
EN 61000-3-2
EN 61000-3-3
EN 61547
EN 62311
EN 62493
EN 62471
IEC/TR 62778
EN 63000

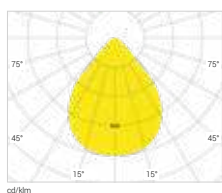
| | |
|-------------------------------|---|
| Body material | Low-copper aluminium alloy (EN 44300) |
| Surface treatment | Fluorozirconate passivation |
| Surface finish | Non-toxic polyester, anti UV, kiln-polymerised coating |
| Colour | Grey RAL 7011 |
| Diffuser material | Extra clear tempered glass |
| Protection rating | IP66 |
| Impact resistance | IK08 |
| Corrosivity category | Equivalent to C5-M / C4-H |
| Mounting system | U bracket with adjustment range of -135° to 135° |
| Ambient operating temperature | -30°C - +40°C |
| Ambient storage temperature | -40°C - +70°C |
| Actual efficacy of the device | Up to 131 lm/W |
| Colour temperature | 4,000 K |
| Optics features | Non-ageing, UV-resistant PMMA lenses with >90% efficiency and >95% transparency |
| Colour rendering index values | CRI ≥ 70 according to EN 62717 |
| Colour consistency | MacAdam 4-step |
| Photobiological risk | RGO - Exempt Group (EN 62471) |
| Residual flicker | < 1% |
| Luminous flux maintenance | L90 B10 110,000h Tq= +40°C L90 B10 230,000h Tq= +25°C |
| Insulation class | I |
| Supply voltage | 200-240V 0/50/60Hz |
| Surge protection | 8 kV common mode 6 kV differential mode (EN 61000-4-5) |
| Power factor | ≥ 0.95 |
| Type of power supply | Quick connector |
| Max. conductor cross-section | 2.5 mm ² |
| Entry cable diameter | 7 - 13 mm |

Special versions with operating temperatures up to +55 °C and colour temperatures from 3000K to 6500K can be made.



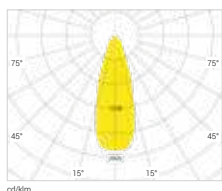
TIGUA floodlight

4,000 K - 230,000 h



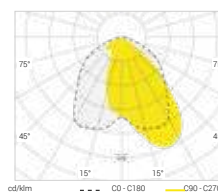
Symmetrical 81° extra wide beam optics

| Power (W) | Nominal flux (lm)Tj=25°C | Output flux (lm)Tq=25°C | Diffuser | Version | Palazzoli code |
|-----------|--------------------------|-------------------------|----------|---------|----------------|
| 48 | 7002 | 5835 | glass | on-off | 837011 |
| 95 | 14004 | 11670 | | | 837012 |
| 130 | 19369 | 16141 | | | 837013 |
| 140 | 21958 | 18298 | | | 837024 |
| 188 | 27480 | 22900 | | | 837025 |



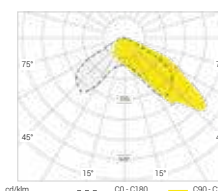
Symmetrical 36° narrow beam optics

| Power (W) | Nominal flux (lm)Tj=25°C | Output flux (lm)Tq=25°C | Diffuser | Version | Palazzoli code |
|-----------|--------------------------|-------------------------|----------|---------|----------------|
| 48 | 7002 | 5835 | glass | on-off | 837111 |
| 95 | 14004 | 11670 | | | 837112 |
| 130 | 19369 | 16141 | | | 837113 |
| 140 | 21958 | 18298 | | | 837124 |
| 188 | 27480 | 22900 | | | 837125 |



Asymmetrical 23° extra wide beam optics

| Power (W) | Nominal flux (lm)Tj=25°C | Output flux (lm)Tq=25°C | Diffuser | Version | Palazzoli code |
|-----------|--------------------------|-------------------------|----------|---------|----------------|
| 48 | 7002 | 5835 | glass | on-off | 837211 |
| 95 | 14004 | 11670 | | | 837212 |
| 130 | 19369 | 16141 | | | 837213 |
| 140 | 21958 | 18298 | | | 837224 |
| 188 | 27480 | 22900 | | | 837225 |



Asymmetrical 50° extra wide beam optics

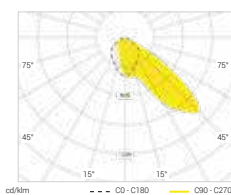
| Power (W) | Nominal flux (lm)Tj=25°C | Output flux (lm)Tq=25°C | Diffuser | Version | Palazzoli code |
|-----------|--------------------------|-------------------------|----------|---------|----------------|
| 48 | 7002 | 5835 | glass | on-off | 837711 |
| 95 | 14004 | 11670 | | | 837712 |
| 130 | 19369 | 16141 | | | 837713 |
| 140 | 21958 | 18298 | | | 837724 |
| 188 | 27480 | 22900 | | | 837725 |

Equipment included: wall-mounting bracket.
Power supply with 3P quick connector.
The stated flux and power values may be subject to a +/- 7% tolerance.



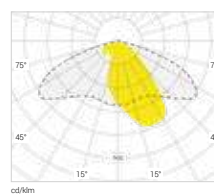
TIGUA floodlight

4,000 K - 230,000 h



Asymmetrical 43° narrow beam optics

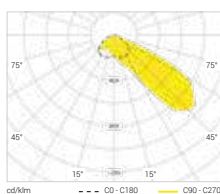
| Power (W) | Nominal flux (lm)Tj=25°C | Output flux (lm)Tq=25°C | Diffuser | Version | Palazzoli code |
|-----------|--------------------------|-------------------------|----------|---------|----------------|
| 48 | 7002 | 5835 | glass | on-off | 837311 |
| 95 | 14004 | 11670 | | | 837312 |
| 130 | 19369 | 16141 | | | 837313 |
| 140 | 21958 | 18298 | | | 837324 |
| 188 | 27480 | 22900 | | | 837325 |



Roadway optics

| Power (W) | Nominal flux (lm)Tj=25°C | Output flux (lm)Tq=25°C | Diffuser | Version | Palazzoli code |
|-----------|--------------------------|-------------------------|----------|---------|----------------|
| 48 | 7002 | 5835 | glass | on-off | 837411 |
| 95 | 14004 | 11670 | | | 837412 |
| 130 | 19369 | 16141 | | | 837413 |
| 140 | 21958 | 18298 | | | 837424 |
| 188 | 27480 | 22900 | | | 837425 |

Notes: version with built-in pole-top mounting available on request.



Asymmetrical 55° narrow beam optics

| Power (W) | Nominal flux (lm)Tj=25°C | Output flux (lm)Tq=25°C | Diffuser | Version | Palazzoli code |
|-----------|--------------------------|-------------------------|----------|---------|----------------|
| 48 | 7002 | 5835 | glass | on-off | 837511 |
| 95 | 14004 | 11670 | | | 837512 |
| 130 | 19369 | 16141 | | | 831513 |
| 140 | 21958 | 18298 | | | 837524 |
| 188 | 27480 | 22900 | | | 837525 |

Equipment included: wall-mounting bracket.
Power supply with 3P quick connector.
The stated flux and power values may be subject to a +/- 7% tolerance.



Accessories TIGUA floodlight



Protection guard

| Manufacturing material | Palazzoli code |
|------------------------|----------------|
| galvanised steel | 811911 |



Support for wall mounting with projecting arm – 750mm projection

| Manufacturing material | Palazzoli code |
|---------------------------|----------------|
| painting galvanised steel | 811914 |



Universal mounting bracket for pole-top installation for 60 mm and 76 mm nominal pole Ø

| Manufacturing material | Palazzoli code |
|---------------------------|----------------|
| painting galvanised steel | 811908 |



Kit consisting of collar and plate for 60 mm and 76 mm nominal Ø poles

| Manufacturing material | Palazzoli code |
|---------------------------|----------------|
| painting galvanised steel | 811912 |




3 way through-wiring connector 16A 250/400V IP66/IP68

| Poles | Max. conductor (mm ²) | Fastening diameter (mm) | Palazzoli code |
|-------|-----------------------------------|-------------------------|----------------|
| 5 | 2,5 | 7-13 | 818905 |

Notes: equipped with 1 input and 2 output connectors which allow the through-wiring system.

EXAMPLE OF THROUGH-WIRING CONNECTION 818905



1 input connector and 2 output connectors which can be closed by caps when not connected. IP66/IP68: protected against penetration of water, dust and pressurized water jets. Quick installation: no terminal blocks are required for wiring.

XTIGUA





XTIGUA floodlight

4,000 K - 230,000 h

ADVANTAGES




The body is made of EN 44300 aluminium alloy with low copper content, with passivation treatment and painting that make it suitable for harsh environments, corrosion class C5-M / C4-H.

This range of optics consists of 2 symmetrical and 4 asymmetrical beams; this makes it suitable for all kinds of installations, while ensuring the best visual comfort. Optics are made with PMMA lenses, which ensure chromatic stability of light over time thanks to the non-yellowing characteristics of the material.



XTIGUA's long service life is guaranteed by high-level electronic components, exclusive thermal management system, X-ray inspection of LED welds, 100% testing with 24-hour burn-in cycles, and Gore-Tex® anti-condensation breathing valve.



The driver, built into the luminaire, allows for fast and secure cabling. The device features a connector that enables a quick connection to the power grid, with no need to open the device.





XTIGUA floodlight

4,000 K - 230,000 h



7

YEARS OF WARRANTY

2 YEARS OPTIONALLY EXTENDABLE TO 7



DIRECTIVES

2014/30/EU (EMC)
2014/35/EU (LVD)
2011/65/EU (RoHS)
2012/19/EU (WEEE)
2009/125/EC (ErP)
EU Reg. 2019/2020 (EcoDesign)

PRODUCT STANDARDS

EN 55015
EN 60598-1
EN 60598-2-1
EN 60598-2-5
EN 61000-3-2
EN 61000-3-3
EN 61547
EN 62311
EN 62493
EN 62471
IEC/TR 62778
EN 63000

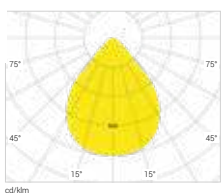
| | |
|-------------------------------|---|
| Body material | Low-copper aluminium alloy (EN 44300) |
| Surface treatment | Fluorozirconate passivation |
| Surface finish | Non-toxic polyester, anti UV, kiln-polymerised coating |
| Colour | Grey RAL 7011 |
| Diffuser material | Extra clear tempered glass |
| Protection rating | IP66 |
| Impact resistance | IK08 |
| Corrosivity category | Equivalent to C5-M / C4-H |
| Mounting system | U bracket with adjustment range of -110° to 110° |
| Ambient operating temperature | -30°C - +35°C |
| Ambient storage temperature | -40°C - +70°C |
| Actual efficacy of the device | Up to 134 lm/W |
| Colour temperature | 4,000 K |
| Optics features | Non-ageing, UV-resistant PMMA lenses with >90% efficiency and >95% transparency |
| Colour rendering index values | CRI ≥ 70 according to EN 62717 |
| Colour consistency | MacAdam 4-step |
| Photobiological risk | RGO - Exempt Group (EN 62471) |
| Residual flicker | < 1% |
| Luminous flux maintenance | L90 B10 110,000h Tq= +40°C L90 B10 230,000h Tq= +25°C |
| Insulation class | I |
| Supply voltage | 200-240V 0/50/60Hz |
| Surge protection | 10 kV common mode 6 kV differential mode (EN 61000-4-5) |
| Power factor | ≥ 0.95 |
| Type of power supply | Quick connector |
| Max. conductor cross-section | 2.5 mm ² |
| Entry cable diameter | 7 - 13 mm |

Special versions with operating temperatures up to +55 °C and colour temperatures from 3000K to 6500K can be made.



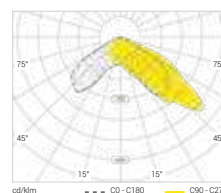
XTIGUA floodlight size M

4,000 K - 230,000 h




Symmetrical 81° extra wide beam optics

| Power (W) | Nominal flux (lm)Tj=25°C | Output flux (lm)Tq=25°C | Diffuser | Version | Palazzoli code |
|-----------|--------------------------|-------------------------|----------|---------|-----------------|
| 236 | 37665 | 31388 | glass | DALI | 838036DA |
| 309 | 49316 | 41097 | | | 838048DA |



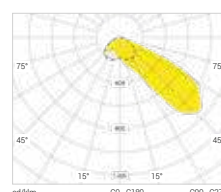
Asymmetrical 50° extra wide beam optics

| Power (W) | Nominal flux (lm)Tj=25°C | Output flux (lm)Tq=25°C | Diffuser | Version | Palazzoli code |
|-----------|--------------------------|-------------------------|----------|---------|-----------------|
| 236 | 37665 | 31388 | glass | DALI | 838736DA |
| 309 | 49316 | 41097 | | | 838748DA |



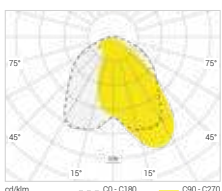
Symmetrical 36° narrow beam optics

| Power (W) | Nominal flux (lm)Tj=25°C | Output flux (lm)Tq=25°C | Diffuser | Version | Palazzoli code |
|-----------|--------------------------|-------------------------|----------|---------|-----------------|
| 236 | 37665 | 31388 | glass | DALI | 838136DA |
| 309 | 49316 | 41097 | | | 838148DA |



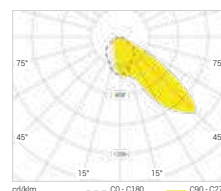
Asymmetrical 43° narrow beam optics

| Power (W) | Nominal flux (lm)Tj=25°C | Output flux (lm)Tq=25°C | Diffuser | Version | Palazzoli code |
|-----------|--------------------------|-------------------------|----------|---------|-----------------|
| 236 | 37665 | 31388 | glass | DALI | 838336DA |
| 309 | 49316 | 41097 | | | 838348DA |



Asymmetrical 23° extra wide beam optics

| Power (W) | Nominal flux (lm)Tj=25°C | Output flux (lm)Tq=25°C | Diffuser | Version | Palazzoli code |
|-----------|--------------------------|-------------------------|----------|---------|-----------------|
| 236 | 37665 | 31388 | glass | DALI | 838236DA |
| 309 | 49316 | 41097 | | | 838248DA |



Asymmetrical 55° narrow beam optics

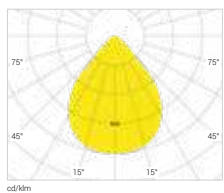
| Power (W) | Nominal flux (lm)Tj=25°C | Output flux (lm)Tq=25°C | Diffuser | Version | Palazzoli code |
|-----------|--------------------------|-------------------------|----------|---------|-----------------|
| 236 | 37665 | 31388 | glass | DALI | 838536DA |
| 309 | 49316 | 41097 | | | 838548DA |

Equipment included: wall-mounting bracket.
 Power supply with 5Px1.5mm² quick connector and 1.5mm² H07RN-F cable.
 The stated flux and power values may be subject to a +/- 7% tolerance.



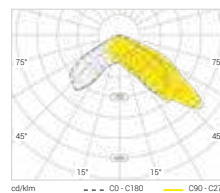
XTIGUA floodlight size L

4,000 K - 230,000 h



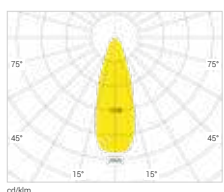
Symmetrical 81° extra wide beam optics

| Power (W) | Nominal flux (lm)Tj=25°C | Output flux (lm)Tq=25°C | Diffuser | Version | Palazzoli code |
|-----------|--------------------------|-------------------------|----------|---------|-----------------|
| 368 | 58733 | 48944 | glass | DALI | 838060DA |
| 442 | 70543 | 59228 | | | 838072DA |



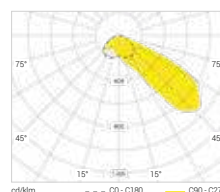
Asymmetrical 50° extra wide beam optics

| Power (W) | Nominal flux (lm)Tj=25°C | Output flux (lm)Tq=25°C | Diffuser | Version | Palazzoli code |
|-----------|--------------------------|-------------------------|----------|---------|-----------------|
| 368 | 58733 | 48944 | glass | DALI | 838760DA |
| 442 | 70543 | 59228 | | | 838772DA |



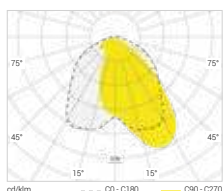
Symmetrical 36° narrow beam optics

| Power (W) | Nominal flux (lm)Tj=25°C | Output flux (lm)Tq=25°C | Diffuser | Version | Palazzoli code |
|-----------|--------------------------|-------------------------|----------|---------|-----------------|
| 368 | 58733 | 48944 | glass | DALI | 838160DA |
| 442 | 70543 | 59228 | | | 838172DA |



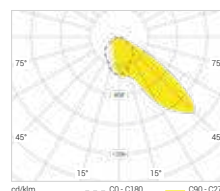
Asymmetrical 43° narrow beam optics

| Power (W) | Nominal flux (lm)Tj=25°C | Output flux (lm)Tq=25°C | Diffuser | Version | Palazzoli code |
|-----------|--------------------------|-------------------------|----------|---------|-----------------|
| 368 | 58733 | 48944 | glass | DALI | 838360DA |
| 442 | 70543 | 59228 | | | 838372DA |



Asymmetrical 23° extra wide beam optics

| Power (W) | Nominal flux (lm)Tj=25°C | Output flux (lm)Tq=25°C | Diffuser | Version | Palazzoli code |
|-----------|--------------------------|-------------------------|----------|---------|-----------------|
| 368 | 58733 | 48944 | glass | DALI | 838260DA |
| 442 | 70543 | 59228 | | | 838272DA |



Asymmetrical 55° narrow beam optics

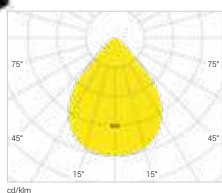
| Power (W) | Nominal flux (lm)Tj=25°C | Output flux (lm)Tq=25°C | Diffuser | Version | Palazzoli code |
|-----------|--------------------------|-------------------------|----------|---------|-----------------|
| 368 | 58733 | 48944 | glass | DALI | 838560DA |
| 442 | 70543 | 59228 | | | 838572DA |

Equipment included: wall-mounting bracket.
 Power supply with 5Px1.5mm² quick connector and 1.5mm² H07RN-F cable.
 The stated flux and power values may be subject to a +/- 7% tolerance.



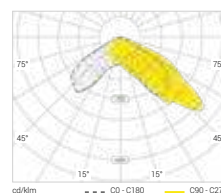
XTIGUA floodlight size XL

4,000 K - 230,000 h



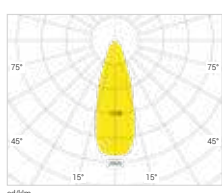
Symmetrical 81° extra wide beam optics

| Power (W) | Nominal flux (lm)Tj=25°C | Output flux (lm)Tq=25°C | Diffuser | Version | Palazzoli code |
|-----------|--------------------------|-------------------------|----------|---------|-----------------|
| 618 | 98632 | 82194 | glass | DALI | 838096DA |



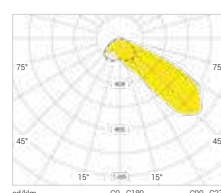
Asymmetrical 50° extra wide beam optics

| Power (W) | Nominal flux (lm)Tj=25°C | Output flux (lm)Tq=25°C | Diffuser | Version | Palazzoli code |
|-----------|--------------------------|-------------------------|----------|---------|-----------------|
| 618 | 98632 | 82194 | glass | DALI | 838796DA |



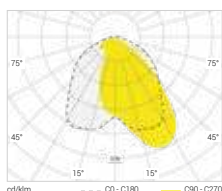
Symmetrical 36° narrow beam optics

| Power (W) | Nominal flux (lm)Tj=25°C | Output flux (lm)Tq=25°C | Diffuser | Version | Palazzoli code |
|-----------|--------------------------|-------------------------|----------|---------|-----------------|
| 618 | 98632 | 82194 | glass | DALI | 838196DA |



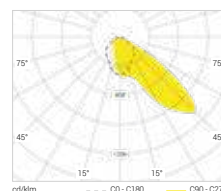
Asymmetrical 43° narrow beam optics

| Power (W) | Nominal flux (lm)Tj=25°C | Output flux (lm)Tq=25°C | Diffuser | Version | Palazzoli code |
|-----------|--------------------------|-------------------------|----------|---------|-----------------|
| 618 | 98632 | 82194 | glass | DALI | 838396DA |



Asymmetrical 23° extra wide beam optics

| Power (W) | Nominal flux (lm)Tj=25°C | Output flux (lm)Tq=25°C | Diffuser | Version | Palazzoli code |
|-----------|--------------------------|-------------------------|----------|---------|-----------------|
| 618 | 98632 | 82194 | glass | DALI | 838296DA |



Asymmetrical 55° narrow beam optics

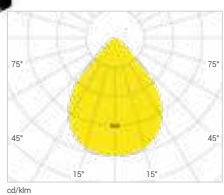
| Power (W) | Nominal flux (lm)Tj=25°C | Output flux (lm)Tq=25°C | Diffuser | Version | Palazzoli code |
|-----------|--------------------------|-------------------------|----------|---------|-----------------|
| 618 | 98632 | 82194 | glass | DALI | 838596DA |

Equipment included: wall-mounting bracket.
 Power supply with 5P×1.5mm² quick connector and 1.5mm² H07RN-F cable.
 The stated flux and power values may be subject to a +/- 7% tolerance.



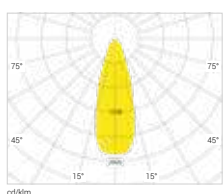
XTIGUA floodlight size XXL

4,000 K - 230,000 h



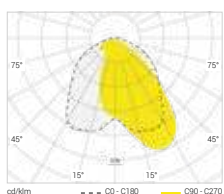
Symmetrical 81° extra wide beam optics

| Power (W) | Nominal flux (lm)Tj=25°C | Output flux (lm)Tq=25°C | Diffuser | Version | Palazzoli code |
|-----------|--------------------------|-------------------------|----------|---------|-----------------|
| 736 | 117500 | 97888 | glass | DALI | 838012DA |
| 884 | 141000 | 118456 | | | 838014DA |



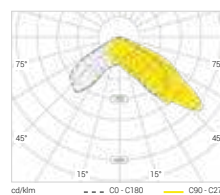
Symmetrical 36° narrow beam optics

| Power (W) | Nominal flux (lm)Tj=25°C | Output flux (lm)Tq=25°C | Diffuser | Version | Palazzoli code |
|-----------|--------------------------|-------------------------|----------|---------|-----------------|
| 736 | 117500 | 97888 | glass | DALI | 838112DA |
| 884 | 141000 | 118456 | | | 838114DA |



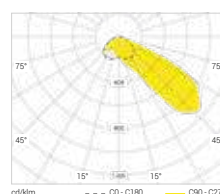
Asymmetrical 23° extra wide beam optics

| Power (W) | Nominal flux (lm)Tj=25°C | Output flux (lm)Tq=25°C | Diffuser | Version | Palazzoli code |
|-----------|--------------------------|-------------------------|----------|---------|-----------------|
| 736 | 117500 | 97888 | glass | DALI | 838212DA |
| 884 | 141000 | 118456 | | | 838214DA |



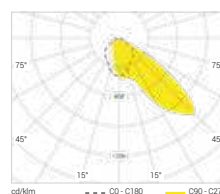
Asymmetrical 50° extra wide beam optics

| Power (W) | Nominal flux (lm)Tj=25°C | Output flux (lm)Tq=25°C | Diffuser | Version | Palazzoli code |
|-----------|--------------------------|-------------------------|----------|---------|-----------------|
| 736 | 117500 | 97888 | glass | DALI | 838712DA |
| 884 | 141000 | 118456 | | | 838714DA |



Asymmetrical 43° narrow beam optics

| Power (W) | Nominal flux (lm)Tj=25°C | Output flux (lm)Tq=25°C | Diffuser | Version | Palazzoli code |
|-----------|--------------------------|-------------------------|----------|---------|-----------------|
| 736 | 117500 | 97888 | glass | DALI | 838312DA |
| 884 | 141000 | 118456 | | | 838314DA |



Asymmetrical 55° narrow beam optics

| Power (W) | Nominal flux (lm)Tj=25°C | Output flux (lm)Tq=25°C | Diffuser | Version | Palazzoli code |
|-----------|--------------------------|-------------------------|----------|---------|-----------------|
| 736 | 117500 | 97888 | glass | DALI | 838512DA |
| 884 | 141000 | 118456 | | | 838514DA |

Equipment included: wall-mounting bracket.
 Power supply with 5Px1.5mm² quick connector and 1.5mm² H07RN-F cable.
 The stated flux and power values may be subject to a +/- 7% tolerance.



Accessories XTIGUA floodlight



Protection grid for XTIGUA LED floodlights
Size M, XL

| Manufacturing material | Palazzoli code |
|------------------------|----------------|
| galvanised steel | 818992 |

Notes: for sizes XL and XXL use 2 grids.



Protection grid for XTIGUA LED floodlights
Size L, XXL

| Manufacturing material | Palazzoli code |
|------------------------|----------------|
| galvanised steel | 818993 |

Notes: for sizes XL and XXL use 2 grids.



Cross beam for pole-top installation
for 1 XTIGUA series floodlight

| Manufacturing material | Palazzoli code |
|--------------------------|----------------|
| painted galvanised steel | 818990 |

Notes: cross beam suitable for mounting up to 2x floodlights of size M, L or XL. For size XXL, the cross beam code is 818991. The cross beam can be installed on \varnothing 60 to \varnothing 76 mm poles.



Cross beam for pole-top installation
for 2 or 4 XTIGUA series floodlights

| Manufacturing material | Palazzoli code |
|--------------------------|----------------|
| painted galvanised steel | 818991 |

Notes: cross beam suitable for mounting up to 2 floodlights size L, XXL or 4 floodlights size M, XL. The cross beam can be installed on \varnothing 60 to \varnothing 76 mm poles.



3 way through-wiring connector
16A 250/400V IP66/IP68

| Poles | Max. conductor (mm ²) | Fastening diameter (mm) | Palazzoli code |
|-------|-----------------------------------|-------------------------|----------------|
| 5 | 2,5 | 7-13 | 818905 |

Notes: equipped with 1 input and 2 output connectors which allow the through-wiring system.

EXAMPLE OF THROUGH-WIRING CONNECTION 818905



1 input connector and 2 output connectors which can be closed by caps when not connected. IP66/IP68: protected against penetration of water, dust and pressurized water jets. Quick installation: no terminal blocks are required for wiring.



META floodlight

4,000 K - 110,000 h



7

YEARS OF WARRANTY

2 YEARS OPTIONALLY EXTENDABLE TO 7



DIRECTIVES

2014/30/EU (EMC)
2014/35/EU (LVD)
2011/65/EU (RoHS)
2012/19/EU (WEEE)
2009/125/EC (ErP)
EU Reg. 2019/2020 (EcoDesign)

PRODUCT STANDARDS

EN 55015
EN 60598-1
EN 60598-2-1
EN 60598-2-5
EN 61000-3-2
EN 61000-3-3
EN 61547
EN 62311
EN 62493
EN 62471
IEC/TR 62778
EN 63000

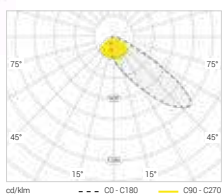
| | |
|-------------------------------|--|
| Body material | Aluminium alloy (EN 46100) |
| Surface treatment | Fluorozirconate passivation |
| Surface finish | Non-toxic polyester, anti UV, kiln-polymerised coating |
| Colour | Grey RAL 7011 |
| Diffuser material | Extra clear tempered glass |
| Protection rating | IP66/IP67 |
| Impact resistance | IK08 |
| Corrosivity category | Equivalent to C4-M / C3-H |
| Mounting system | U-bracket with adjustment |
| Ambient operating temperature | -30°C - +40°C |
| Ambient storage temperature | -40°C - +70°C |
| Actual efficacy of the device | Up to 93 lm/W |
| Colour temperature | 4,000 K |
| Optics features | Non-ageing, UV-resistant PMMA lenses with >90% efficiency and >95% transparency |
| Colour rendering index values | CRI ≥ 80 |
| Colour consistency | MacAdam 4-step |
| Photobiological risk | RG0 - Exempt Group (EN 62471) |
| Residual flicker | < 1% |
| Luminous flux maintenance | L80 B20 110,000h Tq= +40°C |
| Insulation class | I |
| Supply voltage | 200-240V 0/50/60Hz |
| Surge protection | 10 kV common mode 6 kV differential mode (EN 61000-4-5) |
| Power factor | ≥ 0.95 |
| Type of power supply | Quick connector |
| Max. conductor cross-section | 2.5 mm ² |
| Entry cable diameter | 7 - 13 mm |

Special versions with operating temperatures up to +55 °C and colour temperatures from 3000K to 6500K can be made.



META floodlight

4,000 K - 110,000 h



Asymmetrical 50° narrow beam optics

| Power (W) | Nominal flux (lm)Tj=25°C | Output flux (lm)Tq=25°C | Diffuser | Version | Palazzoli code |
|-----------|--------------------------|-------------------------|----------|----------------|----------------|
| 99 | 13230 | 9193 | glass | dimmable 1-10V | 810296 |
| 133 | 17640 | 12258 | | | 810226 |
| 168 | 22050 | 15322 | | | 810256 |
| 199 | 26460 | 18387 | | | 810286 |



Protection guard

| Manufacturing material | Palazzoli code |
|------------------------|----------------|
| galvanised steel | 810993 |



Universal mounting bracket for pole-top installation for 60 mm and 76 mm nominal pole Ø

| Manufacturing material | Palazzoli code |
|--------------------------|----------------|
| painted galvanised steel | 811908 |



Kit consisting of collar and plate for 60 mm and 76 mm nominal Ø poles

| Manufacturing material | Palazzoli code |
|--------------------------|----------------|
| painted galvanised steel | 811912 |



3 way through-wiring connector 16A 250/400V IP66/IP68

| Poles | Max. conductor (mm ²) | Fastening diameter (mm) | Palazzoli code |
|-------|-----------------------------------|-------------------------|----------------|
| 5 | 2,5 | 7-13 | 818905 |

Notes: equipped with 1 input and 2 output connectors which allow the through-wiring system.
Example of through-wiring connection 818905 on page 315.

Equipment included: adjustable bracket for installation on walls or supporting structures (poles, light towers). Power supply with 5P quick connector. Suitable for lighting outdoor areas and sports facilities. The stated flux and power values may be subject to a +/- 7% tolerance.

META

illuminates the Schönbrunn Palace in Vienna



Light fixtures, pendants and control



CONTROL



IMPERIUM with DALI wiring

Page 351



IMPERIUM wireless

Page 353

TRADITIONAL



RINO fluorescent

Page 355



RINO E27, G23

Page 357



RINO E27

Page 358

LIGHT FIXTURES



RINO LED

From 3560 lm
to 15020 lm
Page 323

PENDANTS



META150

From 10600 lm
to 30880 lm
Page 331



META

From 8140 lm
to 21660 lm
Page 333



TIGUA

From 3300 lm
to 22100 lm
Page 339



XTIGUA

From 21580 lm
to 48800 lm
Page 345

RINO





RINO LED

4,000 K - 50,000 h


ADVANTAGES



1

The fastening system with eyebolts enables the device to be mounted to the ceiling without opening it. The light fixture is powered by means of a connector for quick connection to the power grid.

The stainless steel casing and the total absence of weld joints guarantee a high resistance to corrosion and aggressive atmospheres.



2



3

The latest generation of LED technology ensures high luminous efficacy up to 181 lm/W.

The extra wide beam, narrow beam and comfort optics use specialist lenses with a glare index of $UGR < 22$.



4



RINO LED

4,000 K - 50,000 h



7

YEARS OF WARRANTY

2 YEARS OPTIONALLY EXTENDABLE TO 7



DIRECTIVES

2014/30/EU (EMC)
2014/35/EU (LVD)
2011/65/EU (RoHS)
2012/19/EU (WEEE)
2009/125/EC (ErP)
EU Reg. 2019/2020 (EcoDesign)

PRODUCT STANDARDS

EN 55015
EN 60598-1
EN 60598-2-1
EN 60598-2-5
EN 60598-2-22
EN 60598-2-24
EN 61000-3-2
EN 61000-3-3
EN 61547
EN 62311
EN 62493
EN 62471
IEC/TR 62778
EN 63000

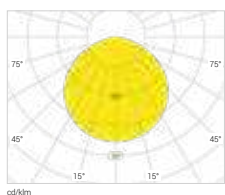
| | |
|---------------------------------|---|
| Body material | AISI 304 stainless steel Painted galvanised steel |
| Surface finish | Non-toxic polyester, anti UV, kiln-polymerised coating |
| Colour | RAL 9016 (painted galvanised steel version) |
| Diffuser material | Tempered glass and UV stabilised polycarbonate |
| Protection rating | IP66 |
| Impact resistance | IK09 |
| Corrosivity category | Equivalent to C5-H AISI 304 stainless steel C5-M / C4-H painted galvanised steel |
| Mounting system | Pair of eyebolts in AISI 304 stainless steel |
| Ambient operating temperature | -30°C - +45°C 0°C - +35°C (emergency versions) -30°C - +55°C (HT versions) |
| Ambient storage temperature | -40°C - +70°C -30°C - +50°C (emergency versions) |
| Actual efficacy of the device | Up to 181 lm/W |
| Colour temperature | 4,000 K |
| Optics features | Non-ageing, UV-resistant PMMA lenses with >90% efficiency and >95% transparency |
| Colour rendering index values | CRI ≥ 80 |
| Colour consistency | MacAdam 3-step |
| Photobiological risk | RGO - Exempt Group (EN 62471) |
| Residual flicker | < 3% |
| Luminous flux maintenance | L80 B10 @50,000 h Tq= +25°C Tq= +55°C (HT versions) L80 B10 @90,000 h Tq= +25°C (high efficiency versions) |
| Emergency battery lifetime | 1h - 3h |
| Emergency battery charging time | 24h |
| Insulation class | I |
| Supply voltage | 200-240V 0/50/60Hz |
| Surge protection | 2 kV common mode and differential mode (EN 61000-4-5) |
| Power factor | ≥ 0.95 |
| Type of power supply | Quick connector |
| Max. conductor cross-section | 1.5 mm ² |
| Entry cable diameter | 9 to 12 mm |

Special versions can be made by combining materials, optics, power supplies and operating temperatures. Feed-through wiring versions are also available, in AISI 316L stainless steel and with colour temperatures from 3000K to 6500K.

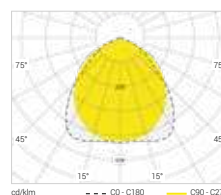


RINO LED 690 mm

4,000 K - 50,000 h



Symmetrical 110° extra wide beam optics



Symmetrical extra wide beam optics, comfort 88°

| Power (W) | Nominal flux (lm)Tj=25°C | Output flux (lm)Tq=25°C | Diffuser | Version | Palazzoli code |
|---------------------------------|--------------------------|-------------------------|----------|---------------------|----------------|
| AISI 304 stainless steel | | | | | |
| 26 | 4100 | 3692 | glass | on-off | 822182 |
| 40 | 6440 | 5640 | | | 822282 |
| High efficiency 90,000 h | | | | | |
| 53 | 10890 | 8957 | glass | on-off | 822682 |
| Painted galvanised steel | | | | | |
| 26 | 4100 | 3692 | glass | on-off | 842182 |
| 40 | 6440 | 5640 | | | 842282 |
| Emergency | | | | | |
| 26 | 4100 | 3692 770 in EM | glass | on-off emergency | 842180 |
| 40 | 6440 | 5640 940 in EM | | | 842280 |
| High efficiency 90,000 h | | | | | |
| 53 | 10890 | 8957 | glass | on-off | 842682 |

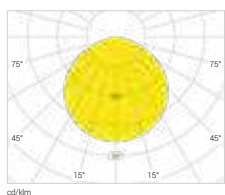
| Power (W) | Nominal flux (lm)Tj=25°C | Output flux (lm)Tq=25°C | Diffuser | Version | Palazzoli code |
|---------------------------------|--------------------------|-------------------------|---------------------|---------------------|----------------|
| AISI 304 stainless steel | | | | | |
| 26 | 4100 | 3562 | glass | on-off | 821182 |
| 40 | 6440 | 5400 | | | 821282 |
| HACCP food safety | | | | | |
| 26 | 4100 | 3562 | HACCP polycarbonate | on-off | 826182 |
| 40 | 6440 | 5400 | | | 826282 |
| Emergency | | | | | |
| 26 | 4100 | 3562 770 in EM | glass | on-off emergency | 821180 |
| 40 | 6440 | 5400 940 in EM | | | 821280 |
| 26 | 4100 | 3562 770 in EM | glass | on-off emergency | 821183 |
| 40 | 6440 | 5400 940 in EM | | | 821283 |
| High efficiency 90,000 h | | | | | |
| 53 | 10890 | 8530 | glass | on-off | 821682 |
| Painted galvanised steel | | | | | |
| 26 | 4100 | 3562 | glass | on-off | 841182 |
| 40 | 6440 | 5400 | | | 841282 |
| HACCP food safety | | | | | |
| 26 | 4100 | 3562 | HACCP polycarbonate | on-off | 846182 |
| 40 | 6440 | 5400 | | | 846282 |
| High efficiency 90,000 h | | | | | |
| 53 | 10890 | 8530 | glass | on-off | 841682 |

Equipment included: pair of AISI 304 stainless steel eyebolts for pendant mounting.
Power supply with quick connector.
The stated flux and power values may be subject to a +/- 7% tolerance.

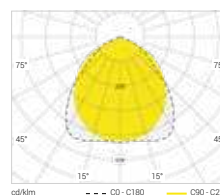


RINO LED 1300 mm

4,000 K - 50,000 h



Symmetrical 110° extra wide beam optics



Symmetrical extra wide beam optics, comfort 88°

| Power (W) | Nominal flux (lm)Tj=25°C | Output flux (lm)Tq=25°C | Diffuser | Version | Palazzoli code |
|-----------|--------------------------|-------------------------|----------|---------|----------------|
|-----------|--------------------------|-------------------------|----------|---------|----------------|

AISI 304 stainless steel

| | | | | | |
|----|-------|-------|-------|--------|---------------|
| 52 | 8200 | 7384 | | | 822382 |
| 63 | 11000 | 8946 | glass | on-off | 822482 |
| 75 | 12200 | 10575 | | | 822582 |

High efficiency 90,000 h

| | | | | | |
|----|-------|-------|-------|--------|---------------|
| 83 | 17940 | 15020 | glass | on-off | 822782 |
|----|-------|-------|-------|--------|---------------|

Painted galvanised steel

| | | | | | |
|----|-------|-------|-------|--------|---------------|
| 52 | 8200 | 7384 | | | 842382 |
| 63 | 11000 | 8946 | glass | on-off | 842482 |
| 75 | 12200 | 10575 | | | 842582 |

Emergency

| | | | | | |
|----|------|-------------------|-------|------------------------|---------------|
| 52 | 8200 | 7384 940 in EM | glass | on-off emergency 1h | 842380 |
|----|------|-------------------|-------|------------------------|---------------|

High efficiency 90,000 h

| | | | | | |
|----|-------|-------|-------|--------|---------------|
| 83 | 17940 | 15020 | glass | on-off | 842782 |
|----|-------|-------|-------|--------|---------------|

| Power (W) | Nominal flux (lm)Tj=25°C | Output flux (lm)Tq=25°C | Diffuser | Version | Palazzoli code |
|-----------|--------------------------|-------------------------|----------|---------|----------------|
|-----------|--------------------------|-------------------------|----------|---------|----------------|

AISI 304 stainless steel

| | | | | | |
|----|-------|------|-------|--------|-----------------|
| 52 | 8200 | 7072 | | | 821382 |
| 63 | 11000 | 8631 | | on-off | 821482 |
| 75 | 12200 | 9900 | | | 821582 |
| 52 | 8200 | 7072 | glass | | 821382DA |
| 55 | 9547 | 7518 | | DALI | 821482DA |
| 71 | 11947 | 9428 | | | 821582DA |

HACCP food safety

| | | | | | |
|----|-------|------|---------------------|--------|-----------------|
| 52 | 8200 | 7072 | | | 826382 |
| 63 | 11000 | 8631 | | on-off | 826482 |
| 75 | 12200 | 9900 | | | 826582 |
| 52 | 8200 | 7072 | HACCP polycarbonate | | 826382DA |
| 55 | 9547 | 7518 | | DALI | 826482DA |
| 71 | 11947 | 9428 | | | 826582DA |

High efficiency 90,000 h

| | | | | | |
|----|-------|-------|-------|--------|---------------|
| 83 | 17940 | 13871 | glass | on-off | 821782 |
|----|-------|-------|-------|--------|---------------|

Painted galvanised steel

| | | | | | |
|----|-------|------|-------|--------|---------------|
| 52 | 8200 | 7072 | | | 841382 |
| 63 | 11000 | 8631 | glass | on-off | 841482 |
| 75 | 12200 | 9900 | | | 841582 |

HACCP food safety

| | | | | | |
|----|-------|------|---------------------|--------|---------------|
| 52 | 8200 | 7072 | | | 846382 |
| 63 | 11000 | 8631 | HACCP polycarbonate | on-off | 846482 |
| 75 | 12200 | 9900 | | | 846582 |

High efficiency 90,000 h

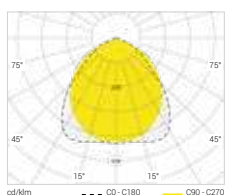
| | | | | | |
|----|-------|-------|-------|--------|---------------|
| 83 | 17940 | 13871 | glass | on-off | 841782 |
|----|-------|-------|-------|--------|---------------|

Equipment included: pair of AISI 304 stainless steel eyebolts for pendant mounting.
Power supply with quick connector.
The stated flux and power values may be subject to a +/- 7% tolerance.

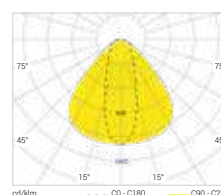


RINO LED 1300 mm

4,000 K - 50,000 h



Symmetrical extra wide beam optics, comfort 88°



30° x 90° symmetrical narrow beam optics

| Power (W) | Nominal flux (lm)Tj=25°C | Output flux (lm)Tq=25°C | Diffuser | Version | Palazzoli code |
|---|--------------------------|-------------------------|---------------------|-----------|-----------------|
| AISI 304 stainless steel Emergency | | | | | |
| 52 | 8200 | 7072 940 in EM | glass | on-off | 821380 |
| 63 | 11000 | 8631 940 in EM | | emergency | 821480 |
| 75 | 12200 | 9900 940 in EM | | 1h | 821580 |
| 52 | 8200 | 7072 940 in EM | | on-off | 821383 |
| 63 | 11000 | 8631 940 in EM | | emergency | 821483 |
| 75 | 12200 | 9900 940 in EM | | 3h | 821583 |
| High temperature +55°C | | | | | |
| 33 | 5738 | 4700 | | | 821382HT |
| 45 | 7919 | 6404 | glass | on-off | 821482HT |
| 54 | 8830 | 7600 | | | 821582HT |
| HACCP food emergency | | | | | |
| 52 | 8200 | 7072 940 in EM | HACCP polycarbonate | on-off | 826380 |
| 63 | 11000 | 8631 940 in EM | | emergency | 826480 |
| 75 | 12200 | 9900 940 in EM | | 1h | 826580 |
| 52 | 8200 | 7072 940 in EM | | on-off | 826383 |
| 63 | 11000 | 8631 940 in EM | | emergency | 826483 |
| 75 | 12200 | 9900 940 in EM | | 3h | 826583 |
| HACCP food high temperature +55 °C | | | | | |
| 33 | 5738 | 4700 | | | 826382HT |
| 45 | 7919 | 6404 | HACCP polycarbonate | on-off | 826482HT |
| 54 | 8830 | 7600 | | | 826582HT |

| Power (W) | Nominal flux (lm)Tj=25°C | Output flux (lm)Tq=25°C | Diffuser | Version | Palazzoli code |
|---------------------------------|--------------------------|-------------------------|---------------------|---------|----------------|
| AISI 304 stainless steel | | | | | |
| 52 | 8200 | 6500 | | | 820382 |
| 63 | 11000 | 8001 | glass | on-off | 820482 |
| 75 | 12200 | 9375 | | | 820582 |
| HACCP food safety | | | | | |
| 52 | 8200 | 6500 | | | 825382 |
| 63 | 11000 | 8001 | HACCP polycarbonate | on-off | 825482 |
| 75 | 12200 | 9375 | | | 825582 |
| Painted galvanised steel | | | | | |
| 52 | 8200 | 6500 | | | 840382 |
| 63 | 11000 | 8001 | glass | on-off | 840482 |
| 75 | 12200 | 9375 | | | 840582 |
| HACCP food safety | | | | | |
| 52 | 8200 | 6500 | | | 845382 |
| 63 | 11000 | 8001 | HACCP polycarbonate | on-off | 845482 |
| 75 | 12200 | 9375 | | | 845582 |

Equipment included: pair of AISI 304 stainless steel eyebolts for pendant mounting.
Power supply with quick connector.
The stated flux and power values may be subject to a +/- 7% tolerance.



Accessories RINO LED



Pair of adjustable supports for wall or ceiling installation

| Manufacturing material | Palazzoli code |
|--------------------------|----------------|
| AISI 304 stainless steel | 820010 |



Pairs of hooks for pendant mounting

| Manufacturing material | Palazzoli code |
|--------------------------|----------------|
| AISI 304 stainless steel | 820011 |



Pair of collars for mounting steel light fixtures on tube

| Manufacturing material | Palazzoli code |
|--------------------------|----------------|
| AISI 304 stainless steel | 820016 |



3 way through-wiring connector
16A 250/400V IP66/IP68

| Poles | Max. conductor (mm ²) | Fastening diameter (mm) | Palazzoli code |
|-------|-----------------------------------|-------------------------|----------------|
| 5 | 2,5 | 7-13 | 818905 |

Notes: equipped with 1 input and 2 output connectors which allow the through-wiring system.



Pairs of "V" supports for ceiling installation

| Manufacturing material | Palazzoli code |
|--------------------------|----------------|
| AISI 304 stainless steel | 820017 |



Pendant mounting and ceiling adaptation kit

| Manufacturing material | Palazzoli code |
|--------------------------|----------------|
| AISI 304 stainless steel | 820018 |

Notes: in the case of relamping, the adapter kit enables to adjust the fixing distances of the light fixture to those already present in the system.



Quick fastening kit for ceiling mounting

| Manufacturing material | Palazzoli code |
|--------------------------|----------------|
| AISI 304 stainless steel | 820019 |

EXAMPLE OF THROUGH-WIRING CONNECTION 818905



1 input connector and 2 output connectors which can be closed by caps when not connected. IP66/IP68: protected against penetration of water, dust and pressurized water jets. Quick installation: no terminal blocks are required for wiring.



Retrofit kit for light fixtures
690 mm and 1300 mm

| Manufacturing material | Power (W) | Length (mm) | Nominal flux (lm)Tj=25°C | Output flux (lm)Tq=25°C | Version | Palazzoli code |
|----------------------------|-----------|-------------|--------------------------|-------------------------|---------|----------------|
| extra clear tempered glass | 26 | 690 | 4100 | 3562 | on-off | 821184 |
| glass | 52 | 1300 | 8200 | 7072 | | 821384 |

RINO LED

illuminates the San Giorgio Bridge in Genoa



LIGHT FIXTURES
PENDANTS
CONTROL

META₁₅₀






META₁₅₀ pendant mounting

4,000 K - 230,000 h

ADVANTAGES



1

The efficient thermal management system and the air recirculation valve ensure that electronic devices remain in optimal condition over time.

The innovative pendant mounting system allows inefficient light fixtures to be replaced with a simple remove and replace operation with no need of adjustments and regulations. Each META150 comes with a watertight connector for quick plug and play connection.

2



3

META150 can be mounted as a pendant, on busbar, ceiling, pole, wall, light tower and catenary wire.

META150 received special recognition in Germany: Red Dot Design Award, the world's most important and prestigious design award.



4





META₁₅₀ pendant mounting

4,000 K - 230,000 h



7

YEARS OF WARRANTY

2 YEARS OPTIONALLY EXTENDABLE TO 7



DIRECTIVES

2014/30/EU (EMC)
2014/35/EU (LVD)
2011/65/EU (RoHS)
2012/19/EU (WEEE)
2009/125/EC (ErP)
EU Reg. 2019/2020 (EcoDesign)

PRODUCT STANDARDS

EN 55015
EN 60598-1
EN 60598-2-1
EN 60598-2-5
EN 60598-2-24
EN 61000-3-2
EN 61000-3-3
EN 61547
EN 62311
EN 62493
EN 62471
IEC/TR 62778
EN 63000

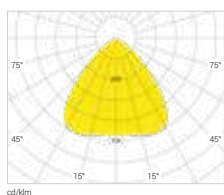
| | |
|-------------------------------|--|
| Body material | Aluminium alloy (EN 46100) |
| Surface treatment | Fluorozirconate passivation |
| Surface finish | Non-toxic polyester, anti UV, kiln-polymerised coating |
| Colour | Grey RAL 7011 |
| Diffuser material | Extra clear tempered glass or polycarbonate |
| Protection rating | IP66/IP67 |
| Impact resistance | IK08 |
| Corrosivity category | Equivalent to C4-M / C3-H |
| Mounting system | Quick connection for pendant mounting |
| Ambient operating temperature | -30°C - +40°C -30°C - +50°C (high efficacy versions) -30°C - +60°C (HT versions) |
| Ambient storage temperature | -40°C - +70°C |
| Actual efficacy of the device | Up to 151 lm/W |
| Colour temperature | 4,000 K |
| Optics features | Non-ageing, UV-resistant PMMA lenses with >90% efficiency and >95% transparency |
| Colour rendering index values | CRI ≥ 80 |
| Colour consistency | MacAdam 3-step |
| Photobiological risk | RGO - Exempt Group (EN 62471) |
| Glare index | UGR < 22 |
| Residual flicker | < 1% |
| Luminous flux maintenance | L90 B10@110,000 h Tq= +40°C L90 B10@230,000h Tq= +25°C |
| Insulation class | I |
| Supply voltage | 200-240V 0/50/60Hz |
| Surge protection | 10 kV common mode 6 kV differential mode (EN 61000-4-5) |
| Power factor | ≥ 0.95 |
| Type of power supply | Quick connector |
| Max. conductor cross-section | 2.5 mm ² |
| Entry cable diameter | 7 - 13 mm |

Special versions with operating temperatures up to +55 °C and colour temperatures from 3000K to 6500K can be made.

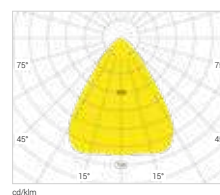


META150 pendant mounting

4,000 K - 230,000 h



Extra wide beam optics, comfort 90°



75° medium beam optics

| Power (W) | Nominal flux (lm)Tj=25°C | Output flux (lm)Tq=25°C | Diffuser | Version | Palazzoli code |
|-----------|--------------------------|-------------------------|----------|---------|-----------------|
| 117 | 19600 | 16349 | glass | DALI | 810630DA |
| 156 | 26100 | 21798 | | | 810640DA |
| 179 | 30800 | 25712 | | | 810650DA |
| 215 | 37000 | 30883 | | | 810660DA |

High temperature +60 °C

| | | | | | |
|-----|-------|-------|-------|------|-----------------|
| 73 | 12700 | 10775 | glass | DALI | 810430HT |
| 97 | 16900 | 14317 | | | 810440HT |
| 112 | 20300 | 16912 | | | 810450HT |
| 134 | 24200 | 20234 | | | 810460HT |

High efficacy

| | | | | | |
|-----|-------|-------|-------|------|-----------------|
| 96 | 16300 | 13632 | glass | DALI | 810430DA |
| 129 | 21900 | 18318 | | | 810440DA |
| 151 | 26600 | 22197 | | | 810450DA |
| 181 | 31700 | 26426 | | | 810460DA |

HACCP food safety

| | | | | | |
|-----|-------|-------|---------------------|------|-----------------|
| 117 | 19600 | 16349 | HACCP polycarbonate | DALI | 810432DA |
| 156 | 26100 | 21798 | | | 810442DA |
| 179 | 30800 | 25712 | | | 810452DA |
| 215 | 37000 | 30883 | | | 810462DA |

Notes: recommended installation height: between 5 m and 8 m.

| Power (W) | Nominal flux (lm)Tj=25°C | Output flux (lm)Tq=25°C | Diffuser | Version | Palazzoli code |
|-----------|--------------------------|-------------------------|----------|---------|-----------------|
| 117 | 19600 | 16022 | glass | DALI | 810631DA |
| 156 | 26100 | 21362 | | | 810641DA |
| 179 | 30800 | 25193 | | | 810651DA |
| 215 | 37000 | 30260 | | | 810661DA |

High temperature +60 °C

| | | | | | |
|-----|-------|-------|-------|------|-----------------|
| 73 | 12700 | 10600 | glass | DALI | 810431HT |
| 97 | 16900 | 14085 | | | 810441HT |
| 112 | 20300 | 16576 | | | 810451HT |
| 134 | 24200 | 19832 | | | 810461HT |

High efficacy

| | | | | | |
|-----|-------|-------|-------|------|-----------------|
| 96 | 16300 | 13440 | glass | DALI | 810431DA |
| 129 | 21900 | 18060 | | | 810441DA |
| 151 | 26600 | 21895 | | | 810451DA |
| 181 | 31700 | 26064 | | | 810461DA |

HACCP food safety

| | | | | | |
|-----|-------|-------|---------------------|------|-----------------|
| 117 | 19600 | 16022 | HACCP polycarbonate | DALI | 810433DA |
| 156 | 26100 | 21362 | | | 810443DA |
| 179 | 30800 | 25193 | | | 810453DA |
| 215 | 37000 | 30260 | | | 810463DA |

Notes: recommended installation height: between 6 m and 9 m.

Devices designed for operation in centralised emergency lighting systems (Vac/Vdc). Special versions with the stand-alone emergency kit are available on request.
Equipment included: pendant quick connection Power supply with 5P quick connector. The stated flux and power values may be subject to a +/- 7% tolerance.



META pendant mounting

4,000 K - 110,000 h



7

YEARS OF WARRANTY

2 YEARS OPTIONALLY EXTENDABLE TO 7



DIRECTIVES

2014/30/EU (EMC)
2014/35/EU (LVD)
2011/65/EU (RoHS)
2012/19/EU (WEEE)
2009/125/EC (ErP)
EU Reg. 2019/2020 (EcoDesign)

PRODUCT STANDARDS

EN 55015
EN 60598-1
EN 60598-2-1
EN 60598-2-5
EN 60598-2-22
EN 60598-2-24
EN 61000-3-2
EN 61000-3-3
EN 61547
EN 62311
EN 62493
EN 62471
IEC/TR 62778
EN 63000

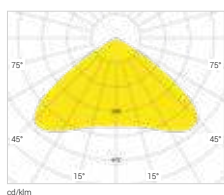
| | |
|---------------------------------|--|
| Body material | Aluminium alloy (EN 46100) |
| Surface treatment | Fluorozirconate passivation |
| Surface finish | Non-toxic polyester, anti UV, kiln-polymerised coating |
| Colour | Grey RAL 7011 |
| Diffuser material | Extra clear tempered glass or polycarbonate |
| Protection rating | IP66/IP67 |
| Impact resistance | IK08 |
| Corrosivity category | Equivalent to C4-M / C3-H |
| Mounting system | Quick connection for pendant mounting |
| Ambient operating temperature | -30°C - +40°C -30°C - +55°C (HT versions) |
| Ambient storage temperature | -40°C - +70°C |
| Actual efficacy of the device | Up to 110 lm/W |
| Colour temperature | 4,000 K |
| Optics features | Non-ageing, UV-resistant PMMA lenses with >90% efficiency and >95% transparency |
| Colour rendering index values | CRI ≥ 80 |
| Colour consistency | MacAdam 4-step |
| Photobiological risk | RG0 - Exempt Group (EN 62471) |
| Residual flicker | < 1% |
| Luminous flux maintenance | L80 B20@110,000h Tq= +40°C Tq= +55 °C (HT versions) |
| Emergency battery lifetime | 1h - 3h |
| Emergency battery charging time | 24h |
| Insulation class | I |
| Supply voltage | 200-240V 0/50/60Hz |
| Surge protection | 10 kV common mode 6 kV differential mode (EN 61000-4-5) |
| Power factor | ≥ 0.95 |
| Type of power supply | Quick connector |
| Max. conductor cross-section | 2.5 mm ² |
| Entry cable diameter | 7 - 13 mm |

Special versions can be requested by combining materials, optics and operating temperatures.



META pendant mounting

4,000 K - 110,000 h



110° extra wide beam optics

| Power (W) | Nominal flux (lm)Tj=25°C | Output flux (lm)Tq=25°C | Diffuser | Version | Palazzoli code |
|-----------|--------------------------|-------------------------|----------|-----------------|----------------|
| 99 | 13230 | 10830 | glass | dimmmable 1-10V | 810090 |
| 133 | 17640 | 14439 | | | 810020 |
| 168 | 22050 | 18049 | | | 810050 |
| 199 | 26460 | 21659 | | | 810080 |

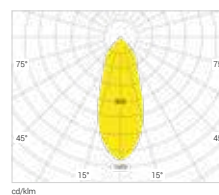
Emergency

| Power (W) | Nominal flux (lm)Tj=25°C | Output flux (lm)Tq=25°C | Diffuser | Version | Palazzoli code |
|-----------|--------------------------|-------------------------|----------|--------------------------------------|----------------|
| 99 | 13230 | 10830 770 in EM | glass | dimmmable 1-10V 1h - 3h emergency | 810190 |
| 133 | 17640 | 14439 770 in EM | | | 810120 |
| 168 | 22050 | 18049 770 in EM | | | 810150 |
| 199 | 26460 | 21659 770 in EM | | | 810180 |

High temperature +55°C

| Power (W) | Nominal flux (lm)Tj=25°C | Output flux (lm)Tq=25°C | Diffuser | Version | Palazzoli code |
|-----------|--------------------------|-------------------------|----------|-----------------|-----------------|
| 76 | 10187 | 8339 | glass | dimmmable 1-10V | 810090HT |
| 102 | 13583 | 11118 | | | 810020HT |
| 128 | 16979 | 13898 | | | 810050HT |
| 153 | 20374 | 16677 | | | 810080HT |

Notes: recommended installation height: between 4 m and 8 m.



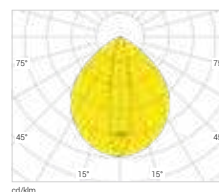
41° narrow beam optics

| Power (W) | Nominal flux (lm)Tj=25°C | Output flux (lm)Tq=25°C | Diffuser | Version | Palazzoli code |
|-----------|--------------------------|-------------------------|----------|-----------------|----------------|
| 99 | 13230 | 10572 | glass | dimmmable 1-10V | 810091 |
| 133 | 17640 | 14096 | | | 810021 |
| 168 | 22050 | 17620 | | | 810051 |
| 199 | 26460 | 21144 | | | 810081 |

High temperature +55 °C

| Power (W) | Nominal flux (lm)Tj=25°C | Output flux (lm)Tq=25°C | Diffuser | Version | Palazzoli code |
|-----------|--------------------------|-------------------------|----------|-----------------|-----------------|
| 76 | 10187 | 8140 | glass | dimmmable 1-10V | 810091HT |
| 102 | 13583 | 10854 | | | 810021HT |
| 128 | 16979 | 13567 | | | 810051HT |
| 153 | 20374 | 16281 | | | 810081HT |

Notes: recommended installation height: between 6 m and 9 m.



92°x20° elliptical beam optics

| Power (W) | Nominal flux (lm)Tj=25°C | Output flux (lm)Tq=25°C | Diffuser | Version | Palazzoli code |
|-----------|--------------------------|-------------------------|----------|-----------------|----------------|
| 99 | 13230 | 9965 | glass | dimmmable 1-10V | 810092 |
| 133 | 17640 | 13287 | | | 810022 |
| 168 | 22050 | 16609 | | | 810052 |
| 199 | 26460 | 19931 | | | 810082 |

Notes: recommended installation height: between 6 m and 9 m.

*The emergency version is to be completed with the kit on page 334.

Features: the extra wide beam and the narrow beam optics are supplied with quick connection for pendant mounting, the elliptical optics is equipped with a double-chain bracket. Power supply with 5P quick connector.

The stated flux and power values may be subject to a +/- 7% tolerance.



Accessories META₁₅₀ and META pendant mounting



Adjustable bracket for wall installation poles and light towers

| Manufacturing material | Palazzoli code |
|------------------------|----------------|
| galvanised steel | 810999 |



Catenary wire installation bracket 0-90° adjustable

| Manufacturing material | Palazzoli code |
|------------------------|----------------|
| galvanised steel | 810994 |



0-90° swivelling attachment for double chain and busbar installation

| Manufacturing material | Palazzoli code |
|------------------------|----------------|
| galvanised steel | 810996 |



Bracket for double chain and busbar installation

| Manufacturing material | Palazzoli code |
|------------------------|----------------|
| galvanised steel | 810997 |



Bracket for ceiling installation

| Manufacturing material | Palazzoli code |
|------------------------|----------------|
| galvanised steel | 810998 |



Bracket for installation with Ø 60 mm pole

| Manufacturing material | Palazzoli code |
|------------------------|----------------|
| galvanised steel | 810995 |



3 way through-wiring connector
16A 250/400V IP66/IP68

| Poles | Max. conductor (mm ²) | Fastening diameter (mm) | Palazzoli code |
|-------|-----------------------------------|-------------------------|----------------|
| 5 | 2,5 | 7-13 | 818905 |

Notes: equipped with 1 input and 2 output connectors which allow the through-wiring system.

EXAMPLE OF THROUGH-WIRING CONNECTION 818905



1 input connector and 2 output connectors which can be closed by caps when not connected. IP66/IP68: protected against penetration of water, dust and pressurized water jets. Quick installation: no terminal blocks are required for wiring.




Emergency kit 1h



| Manufacturing material | Palazzoli code |
|------------------------|----------------|
| aluminium alloy | 810992 |



Emergency kit 3h



| Manufacturing material | Palazzoli code |
|------------------------|----------------|
| aluminium alloy | 810991 |

Emergency kit

Features: 1 M20 entry and 1 exit with connector.

Notes: the interface bracket is designed for double fixed chain connection and quick-connection for pendant mounting.

When performing the horizontal pole mounting, adjustable mounting, ceiling mounting and adjustable bracket mounting, the emergency kit must be mounted close to the device (max. 1.5 m).

META₁₅₀

illuminates Cembre S.p.A. in Brescia



TIGUA





TIGUA pendant mounting

4,000 K - 120,000 h

ADVANTAGES



1

The body is made of EN 44300 aluminium alloy with low copper content, with passivation treatment and painting that make it suitable for harsh environments, corrosion class C5-M / C4-H.

Optics are made with PMMA lenses, which ensure chromatic stability of light over time thanks to the non-yellowing characteristics of the material.


Colour rendering is ensured by the use of light sources with Colour Rendering Index (CRI) ≥ 80 .

The TIGUA uses flicker-free power supplies and is free from photobiological risks.




2

TIGUA's long service life is guaranteed by high-level electronic components, exclusive thermal management system, X-ray inspection of LED welds, 100% testing with 24-hour burn-in cycles, and Gore-Tex® anti-condensation breathing valve.



3

The TIGUA is a very powerful light fixture, while being compact and easy to handle: 6.5 kg only. The device features a connector that enables a quick connection to the power grid, with no need to open the device.




4



TIGUA pendant mounting

4,000 K - 120,000 h



7

YEARS OF WARRANTY

2 YEARS OPTIONALLY EXTENDABLE TO 7



DIRECTIVES

2014/30/EU (EMC)
2014/35/EU (LVD)
2011/65/EU (RoHS)
2012/19/EU (WEEE)
2009/125/EC (ErP)
EU Reg. 2019/2020 (EcoDesign)

PRODUCT STANDARDS

EN 55015
EN 60598-1
EN 60598-2-1
EN 60598-2-5
EN 60598-2-22
EN 61000-3-2
EN 61000-3-3
EN 61547
EN 62311
EN 62493
EN 62471
IEC/TR 62778
EN 63000

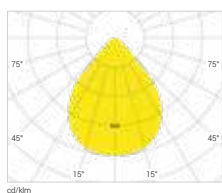
| | |
|---------------------------------|---|
| Body material | Low-copper aluminium alloy (EN 44300) |
| Surface treatment | Fluorozirconate passivation |
| Surface finish | Non-toxic polyester, anti UV, kiln-polymerised coating |
| Colour | Grey RAL 7011 |
| Diffuser material | Extra clear tempered glass or polycarbonate |
| Protection rating | IP66 |
| Impact resistance | IK08 |
| Corrosivity category | Equivalent to C5-M / C4-H |
| Mounting system | Pendant mounting |
| Ambient operating temperature | -30°C - +40°C -30°C - +55°C (HT versions) |
| Ambient storage temperature | -40°C - +70°C |
| Actual efficacy of the device | Up to 122 lm/W |
| Colour temperature | 4,000 K |
| Optics features | Non-ageing, UV-resistant PMMA lenses with >90% efficiency and >95% transparency |
| Colour rendering index values | CRI ≥ 80 |
| Colour consistency | MacAdam 4-step |
| Photobiological risk | RGO - Exempt Group (EN 62471) |
| Residual flicker | < 1% |
| Luminous flux maintenance | L80 B20 120,000h Tq= +40°C Tq= +55 °C (HT versions) |
| Emergency battery lifetime | 1h - 3h |
| Emergency battery charging time | 24h |
| Insulation class | I |
| Supply voltage | 200-240V 0/50/60Hz |
| Surge protection | 8 kV common mode 6 kV differential mode (EN 61000-4-5) |
| Power factor | ≥ 0.95 |
| Type of power supply | Quick connector |
| Max. conductor cross-section | 1.5 mm ² |
| Entry cable diameter | 9 to 12 mm |

Special versions can be made by combining materials, optics and operating temperatures. It is possible to supply products with insulation class II and colour temperatures from 3000K to 6500K.



TIGUA pendant mounting

4,000 K - 120,000 h



Symmetrical 81° extra wide beam optics

| Power (W) | Nominal flux (lm)Tj=25°C | Output flux (lm)Tq=25°C | Diffuser | Version | Palazzoli code |
|-----------|--------------------------|-------------------------|-----------------|----------------|-----------------|
| 33 | 4625 | 3958 | glass | dimmable 1-10V | 817304 |
| 67 | 9250 | 8064 | | | 817308 |
| 99 | 13875 | 11944 | | | 817312 |
| 132 | 18500 | 15926 | | | 817316 |
| 153 | 23125 | 18032 | | | 817320 |
| 182 | 27750 | 22100 | | 817324 | |
| 33 | 4625 | 3958 | | DALI | 817304DA |
| 67 | 9250 | 8064 | | | 817308DA |
| 99 | 13875 | 11944 | | | 817312DA |
| 132 | 18500 | 15926 | | | 817316DA |
| 153 | 23125 | 18032 | 817320DA | | |
| 182 | 27750 | 22100 | 817324DA | | |

High temperature +55°C

| Power (W) | Nominal flux (lm)Tj=25°C | Output flux (lm)Tq=25°C | Diffuser | Version | Palazzoli code |
|-----------|--------------------------|-------------------------|----------|----------------|-----------------|
| 33 | 4625 | 3477 | glass | dimmable 1-10V | 817304HT |
| 67 | 9250 | 6954 | | | 817308HT |
| 99 | 11575 | 8593 | | | 817312HT |
| 132 | 15434 | 10990 | | | 817316HT |
| 153 | 18135 | 13292 | | | 817320HT |
| 182 | 21761 | 15746 | | | 817324HT |

HACCP food safety

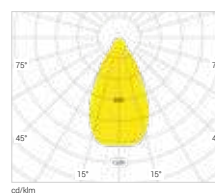
| Power (W) | Nominal flux (lm)Tj=25°C | Output flux (lm)Tq=25°C | Diffuser | Version | Palazzoli code |
|-----------|--------------------------|-------------------------|---------------------|----------------|----------------|
| 33 | 4625 | 3958 | HACCP polycarbonate | dimmable 1-10V | 817504 |
| 67 | 9250 | 8064 | | | 817508 |
| 99 | 13875 | 11944 | | | 817512 |
| 132 | 18500 | 15926 | | | 817516 |
| 153 | 23125 | 18032 | | | 817520 |
| 182 | 27750 | 22100 | | | 817524 |

Emergency

| Power (W) | Nominal flux (lm)Tj=25°C | Output flux (lm)Tq=25°C | Diffuser | Version | Palazzoli code |
|-----------|--------------------------|-------------------------|----------|--------------------------|----------------|
| 33 | 4625 | 3958 | glass | dimmable 1-10V emergency | 817305 |
| | | 995 in EM | | | 817309 |
| 67 | 9250 | 8064 | | | 817313 |
| 99 | 13875 | 11944 | | | 817317 |
| 132 | 18500 | 15926 | | | 817321 |
| 153 | 23125 | 18032 | | | 817325 |
| 182 | 27750 | 22100 | | | 817325 |

Notes: recommended installation height: between 4 m and 7 m.

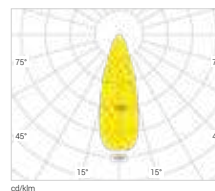
*The emergency version is to be completed with the kit on page 340.
Equipment included: double chain bracket and busbar.
 Power supply with 5P quick connector.
 The stated flux and power values may be subject to a +/- 7% tolerance.



55° medium symmetric optics

| Power (W) | Nominal flux (lm)Tj=25°C | Output flux (lm)Tq=25°C | Diffuser | Version | Palazzoli code |
|-----------|--------------------------|-------------------------|----------|----------------|----------------|
| 33 | 4625 | 3789 | glass | dimmable 1-10V | 817354 |
| 67 | 9250 | 7577 | | | 817358 |
| 99 | 13875 | 11218 | | | 817362 |
| 132 | 18500 | 14957 | | | 817366 |
| 145 | 23125 | 17069 | | | 817370 |
| 170 | 27750 | 20208 | | | 817374 |

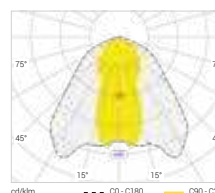
Notes: recommended installation height: between 5 m and 8 m.



Symmetrical 36° narrow beam optics

| Power (W) | Nominal flux (lm)Tj=25°C | Output flux (lm)Tq=25°C | Diffuser | Version | Palazzoli code |
|-----------|--------------------------|-------------------------|----------|----------------|----------------|
| 33 | 4625 | 3757 | glass | dimmable 1-10V | 817404 |
| 67 | 9250 | 7515 | | | 817408 |
| 99 | 13875 | 11123 | | | 817412 |
| 132 | 18500 | 14831 | | | 817416 |
| 145 | 23125 | 16924 | | | 817420 |
| 170 | 27750 | 20034 | | | 817424 |

Notes: recommended installation height: over 6 m.



95°x41° elliptical beam optics

| Power (W) | Nominal flux (lm)Tj=25°C | Output flux (lm)Tq=25°C | Diffuser | Version | Palazzoli code |
|-----------|--------------------------|-------------------------|----------|----------------|----------------|
| 33 | 4625 | 3864 | glass | dimmable 1-10V | 817454 |
| 67 | 9250 | 7728 | | | 817458 |
| 99 | 13875 | 11444 | | | 817462 |
| 132 | 18500 | 15258 | | | 817466 |
| 153 | 23125 | 17418 | | | 817470 |
| 182 | 27750 | 20627 | | | 817474 |

Notes: suitable for installation between the aisles of industrial warehouses.



Accessories TIGUA pendant mounting



0 - 90° adjustable connection for catenary wire installation

| Manufacturing material | Palazzoli code |
|------------------------|----------------|
| galvanised steel | 811921 |



Swivelling connection 0 - 90° for double chain and busbar installation

| Manufacturing material | Palazzoli code |
|------------------------|----------------|
| galvanised steel | 811919 |



Set of brackets for installation with 60 mm Ø pole

| Manufacturing material | Palazzoli code |
|------------------------|----------------|
| galvanised steel | 811920 |



Kit with bracket for ceiling installation

| Manufacturing material | Palazzoli code |
|------------------------|----------------|
| galvanised steel | 811916 |



3 way through-wiring connector 16A 250/400V IP66/IP68

| Poles | Max. conductor (mm ²) | Fastening diameter (mm) | Palazzoli code |
|-------|-----------------------------------|-------------------------|----------------|
| 5 | 2,5 | 7-13 | 818905 |

Notes: equipped with 1 input and 2 output connectors which allow the through-wiring system.

EXAMPLE OF THROUGH-WIRING CONNECTION 818905



1 input connector and 2 output connectors which can be closed by caps when not connected. IP66/IP68: protected against penetration of water, dust and pressurized water jets. Quick installation: no terminal blocks are required for wiring.



Emergency kit 1h



| Manufacturing material | Palazzoli code |
|------------------------|----------------|
| aluminium alloy | 811923 |



Emergency kit 3h



| Manufacturing material | Palazzoli code |
|------------------------|----------------|
| aluminium alloy | 811924 |

Emergency kit

Features: 1 M20 entry and 1 exit with connector.

Notes: the interface bracket is designed for double fixed chain connection and quick-connection for pendant mounting.


When performing the horizontal pole mounting, adjustable mounting, ceiling mounting and adjustable bracket mounting, the emergency kit must be mounted close to the device (max. 1.5 m).

TIGUA

illuminates Grissitalia in Turin



XTIGUA





XTIGUA pendant light fixture

4,000 K - 120,000 h

ADVANTAGES




The body is made of EN 44300 aluminium alloy with low copper content, with passivation treatment and painting that make it suitable for harsh environments, corrosion class C5-M / C4-H.

Products in the VHT (Very High Temperature) range can be installed in ambient temperatures of up to +70 °C and have a light fixture efficiency of over 130 lm/W.



XTIGUA's long service life is guaranteed by high-level electronic components, exclusive thermal management system, X-ray inspection of LED welds, 100% testing with 24-hour burn-in cycles, and Gore-Tex® anti-condensation breathing valve.



Latest-generation LEDs can maintain luminous flux over time and have a lifetime of over 100,000 hours in ambient temperatures of 70 °C.





XTIGUA pendant light fixture

4,000 K - 120,000 h



7

YEARS OF WARRANTY

2 YEARS OPTIONALLY EXTENDABLE TO 7



DIRECTIVES

2014/30/EU (EMC)
2014/35/EU (LVD)
2011/65/EU (RoHS)
2012/19/EU (WEEE)
2009/125/EC (ErP)
EU Reg. 2019/2020 (EcoDesign)

PRODUCT STANDARDS

EN 55015
EN 60598-1
EN 60598-2-1
EN 60598-2-5
EN 61000-3-2
EN 61000-3-3
EN 61547
EN 62311
EN 62493
EN 62471
IEC/TR 62778
EN 63000

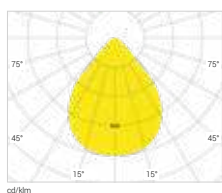
| | |
|-------------------------------|---|
| Body material | Low-copper aluminium alloy (EN 44300) |
| Surface treatment | Fluorozirconate passivation |
| Surface finish | Non-toxic polyester, anti UV, kiln-polymerised coating |
| Colour | Grey RAL 7011 |
| Diffuser material | Extra clear tempered glass |
| Protection rating | IP66 |
| Impact resistance | IK08 |
| Corrosivity category | Equivalent to C5-M / C4-H |
| Mounting system | Pendant mounting |
| Ambient operating temperature | -30°C - +35°C -30°C - +55°C (HT versions) -30°C - +70°C (VHT versions) |
| Ambient storage temperature | -40°C - +70°C |
| Actual efficacy of the device | Up to 130 lm/W |
| Colour temperature | 4,000 K |
| Optics features | Non-ageing, UV-resistant PMMA lenses with >90% efficiency and >95% transparency |
| Colour rendering index values | CRI ≥ 80 |
| Colour consistency | MacAdam 4-step |
| Photobiological risk | RG0 - Exempt Group (EN 62471) |
| Residual flicker | < 1% |
| Luminous flux maintenance | L80 B20 120,000h Tq= +40°C Tq= +55 °C (HT versions) L80 B20 100,000h Tq= +70°C (VHT versions) |
| Insulation class | I |
| Supply voltage | 200-240V 0/50/60Hz |
| Surge protection | 8 kV common mode 6 kV differential mode (EN 61000-4-5) |
| Power factor | ≥ 0.95 |
| Type of power supply | Quick connector |
| Max. conductor cross-section | 2.5 mm ² |
| Entry cable diameter | 7 - 13 mm |

Special versions can be made by combining materials, optics and operating temperatures. It is possible to supply products with insulation class II and colour temperatures from 3000K to 6500K.



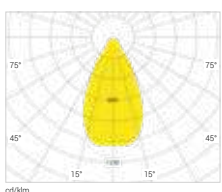
XTIGUA pendant light fixture - size M

4,000 K - 120,000 h



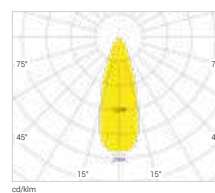
Symmetrical 81° extra wide beam optics

| Power (W) | Nominal flux (lm)Tj=25°C | Output flux (lm)Tq=25°C | Diffuser | Version | Palazzoli code |
|-----------|--------------------------|-------------------------|----------|---------|-----------------|
| 235 | 33250 | 28787 | glass | DALI | 819328DA |
| 270 | 38000 | 32940 | | | 819332DA |



55° medium symmetric optics, high temperature +55 °C

| Power (W) | Nominal flux (lm)Tj=25°C | Output flux (lm)Tq=25°C | Diffuser | Version | Palazzoli code |
|-----------|--------------------------|-------------------------|----------|---------|-----------------|
| 166 | 27009 | 21580 | glass | DALI | 819428HT |
| 189 | 30867 | 24532 | | | 819432HT |



Symmetrical 36° narrow beam optics

| Power (W) | Nominal flux (lm)Tj=25°C | Output flux (lm)Tq=25°C | Diffuser | Version | Palazzoli code |
|-----------|--------------------------|-------------------------|----------|---------|-----------------|
| 235 | 33250 | 28670 | glass | DALI | 819528DA |
| 270 | 38000 | 32805 | | | 819532DA |

Very high temperature +70 °C

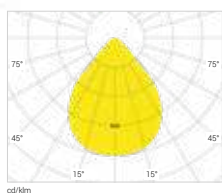
| | | | | | |
|-----|-------|-------|-------|------|------------------|
| 166 | 27009 | 21580 | glass | DALI | 819528VHT |
| 189 | 30867 | 24570 | | | 819532VHT |

Equipment included: double chain bracket and busbar.
 Recommended installation height: between 9 m and 15 m.
 Power supply with 5Px1.5mm² quick connector and 1.5mm² H07RN-F cable.



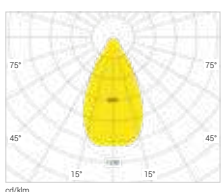
XTIGUA pendant light fixture - size L

4,000 K - 120,000 h



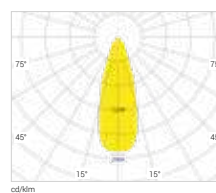
Symmetrical 81° extra wide beam optics

| Power (W) | Nominal flux (lm)Tj=25°C | Output flux (lm)Tq=25°C | Diffuser | Version | Palazzoli code |
|-----------|--------------------------|-------------------------|----------|---------|-----------------|
| 336 | 47500 | 41160 | glass | DALI | 819340DA |
| 400 | 57000 | 48800 | | | 819348DA |



55° medium symmetric optics, high temperature +55 °C

| Power (W) | Nominal flux (lm)Tj=25°C | Output flux (lm)Tq=25°C | Diffuser | Version | Palazzoli code |
|-----------|--------------------------|-------------------------|----------|---------|-----------------|
| 237 | 38584 | 30810 | glass | DALI | 819440HT |
| 284 | 46301 | 36579 | | | 819448HT |



Symmetrical 36° narrow beam optics

| Power (W) | Nominal flux (lm)Tj=25°C | Output flux (lm)Tq=25°C | Diffuser | Version | Palazzoli code |
|-----------|--------------------------|-------------------------|----------|---------|-----------------|
| 336 | 47500 | 40992 | glass | DALI | 819540DA |
| 400 | 57000 | 48600 | | | 819548DA |

Very high temperature +70 °C

| | | | | | |
|-----|-------|-------|-------|------|------------------|
| 237 | 38584 | 30810 | glass | DALI | 819540VHT |
| 284 | 46301 | 36920 | | | 819548VHT |

Equipment included: double chain bracket and busbar.
 Recommended installation height: between 9 m and 15 m.
 Power supply with 5Px1.5mm² quick connector and 1.5mm² H07RN-F cable.



Accessories XTIGUA pendant mounting



Adjustable connection 0 - 90°
for double chain installation - size M

| Manufacturing material | Palazzoli code |
|------------------------|----------------|
| galvanised steel | 819994 |



Adjustable connection 0 - 90°
for double chain installation - size L

| Manufacturing material | Palazzoli code |
|------------------------|----------------|
| galvanised steel | 819995 |



Kit with bracket
for ceiling installation
size M

| Manufacturing material | Palazzoli code |
|------------------------|----------------|
| galvanised steel | 819996 |



Kit with bracket
for ceiling installation
size L

| Manufacturing material | Palazzoli code |
|------------------------|----------------|
| galvanised steel | 819997 |

Notes: not compatible with the VHT 70 °C version.

Notes: not compatible with the VHT 70 °C version.



3 way through-wiring connector
16A 250/400V IP66/IP68

| Poles | Max. conductor (mm ²) | Fastening diameter (mm) | Palazzoli code |
|-------|-----------------------------------|-------------------------|----------------|
| 5 | 2,5 | 7-13 | 818905 |

Notes: equipped with 1 input and 2 output connectors which allow the through-wiring system.

EXAMPLE OF THROUGH-WIRING CONNECTION 818905



1 input connector and 2 output connectors which can be closed by caps when not connected. IP66/IP68: protected against penetration of water, dust and pressurized water jets. Quick installation: no terminal blocks are required for wiring.

IMPERIUM





IMPERIUM with DALI wiring

ADVANTAGES



To reduce energy consumption by more than 50%, Palazzoli provides IMPERIUM, the intelligent lighting management system with motion sensors, brightness sensors and control algorithms based on hourly programming.

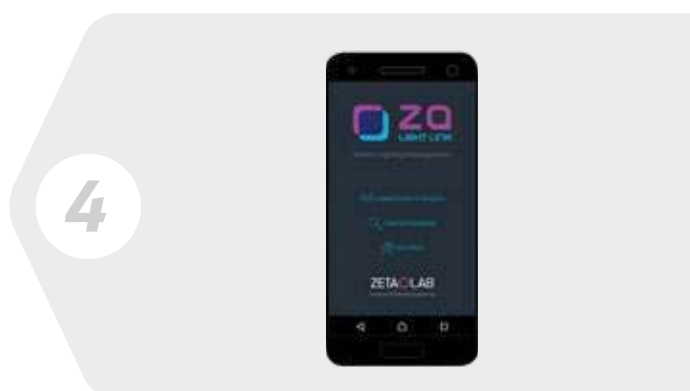
DALI-wired Imperium is a solution whereby light and motion sensors interact with light fixtures equipped with DALI drivers. The sensors regulate the artificial lighting of an installation by maintaining the set light value on the work surface according to the presence of people and according to the contribution of artificial light.



Wireless Imperium is a solution for managing a lighting system without the need for a wired BUS connection between the light fixtures. The system is based on light fixtures equipped with an internal DALI driver to which wireless nodes are added externally.



The ZQ LIGHT LINK application allows you to create groups of light fixtures and wireless sensors, configure the operating parameters of each group and remotely control the lighting systems.





IMPERIUM with DALI wiring



Addressable DALI sensor for surface mounting in large areas

Power supply 110-240 Vac
50/60Hz

Maximum installation height 14 m

Protection rating IP20

Electrical insulation class II

Brightness setting value of twilight sensor 10 - 2000 lux

Absorbed power 1 W

Detection area Vertical 360°

Operating temperature -25°C – +50°C

Casing material Polycarbonate

Max. no. of controllable light fixtures per sensor

- 40 META light fixtures
- 40 TIGUA light fixtures
- 40 XTIGUA M light fixtures
- 20 XTIGUA L light fixtures
- 40 RINO light fixtures



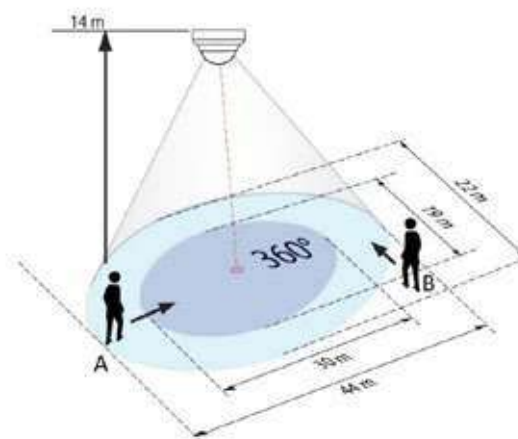
DIRECTIVES

2014/53/EU (RED)
2014/30/EU (EMC)
2014/35/EU (LVD)
2011/65/EU (RoHS)
2012/19/EU (WEEE)

PRODUCT STANDARDS

EN 55022
EN 50491-2
EN 50491-3
EN 50491-5-1
EN 50491-5-2
EN 50491-5-3
EN 61000-3-2
EN 61000-3-3
EN 62386-101
EN 62386-103
EN 63000

SENSING RANGE



A: frontal approach to the sensor
B: side approach to the sensor

Palazzoli is able to provide light and presence sensors with reading heights suitable for different applications and protocols.



IMPERIUM with DALI wiring



Sensor for brightness and DALI presence

| Interface | Maximum number of manageable light fixtures | Colour | Palazzoli code |
|-----------|---|--------|----------------|
| DALI/DSI | 40 | white | 836001 |

Features: for adjusting artificial lighting as a function of the natural light.



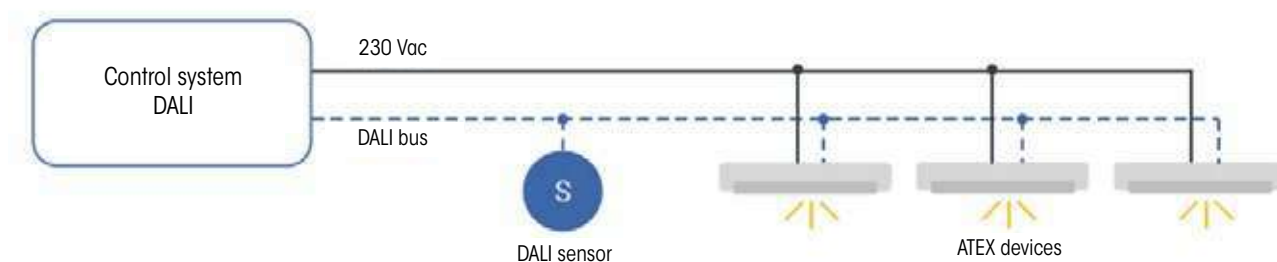
Remote control

| Type of detector | Detection | Max. reception distance (m) | Light measurement | Palazzoli code |
|----------------------------|------------------------------|-----------------------------|--|----------------|
| Movement and natural light | Automatic and semi-automatic | 17 | Via test button or automatically when the light is less than 50 LUX for 1 hour | 836002 |

Equipment included: wall bracket.

Features: for programming the switching threshold of light sensors.

System



The DALI sensor constantly measures the ambient brightness value and compares this value with the value set in the presence detector. If the natural light value is sufficient, artificial lights will not be switched on. If the daylight value is lower than the set value, the sensor switches on the light and adjusts it to the set light level. The detector automatically switches off the light after 5 minutes if the daylight present is greater than the set Lux value and/or if no presence is detected after the set delay time.



IMPERIUM Wireless



IMPERIUM NODE AND SENSOR

| | |
|------------------------|----------------------|
| Input voltage | 85 – 305 Vac 47-63Hz |
| Absorbed power | 2W |
| IP rating | IP54 |
| Weight | 200 gr |
| Input-output isolation | 4KV |
| Node dimensions | 109x109x50 mm |
| Operating temperature | -10°C - +65°C |

IMPERIUM GATEWAY

| | |
|-----------------------|-----------------------|
| Input voltage | 9V battery - portable |
| IP rating | IP40 |
| Weight | 200 gr |
| Node dimensions | 120x76x28 mm |
| Operating temperature | 0°C - +60°C |



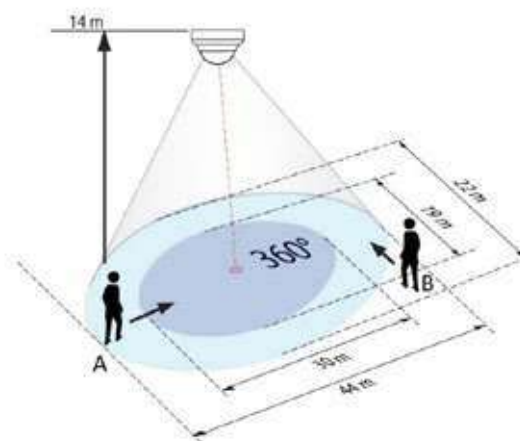
DIRECTIVES

2014/53/EU (RED)
2014/30/EU (EMC)
2014/35/EU (LVD)
2011/65/EU (RoHS)
2012/19/EU (WEEE)

PRODUCT STANDARDS

EN 55015
EN 61000-3-2
EN 61000-3-3
EN 61347-1
EN 61347-2-11
EN 61547
EN 63000
EN 300 220-2
EN 301 489-1
EN 301 489-3

SENSING RANGE



A: frontal approach to the sensor
B: side approach to the sensor

Palazzoli can provide consultancy on request for the integration of more complex functions, such as consumption monitoring, access control and implementation in building automation systems and management of situations where the transmission of wireless signals is hindered.



IMPERIUM Wireless



Node

| Wireless network (MHZ) | Antenna | Power supply (V) | Dimensions (mm) | Palazzoli code |
|------------------------|---------------------|------------------|-----------------|----------------|
| 868 | Internally built-in | 85-305 | 109x109x46 | 836101 |

Features: it controls and powers up to 4 standard DALI or 1/10 V drivers, 500 VA normally closed (NC) relay output, digital input. IMPERIUM NODE can be centralised and integrated with third-party systems via Modbus TCP.



Sensor

| Wireless network (MHZ) | Antenna | Power supply (V) | Dimensions (mm) | Palazzoli code |
|------------------------|---------------------|------------------|-----------------|----------------|
| 868 | Internally built-in | 85-305 | 109x109x46 | 836102 |

Features: it manages the regulation and power of up to 4 standard DALI or 1/10V drivers, 500VA normally closed (NC) relay output, digital input. Light and motion sensor Mid Bay (Hmax 10m – FOV 108°) and High Bay (Hmax 17m – FOV 69°). IP54. The IMPERIUM SENSOR can be centralised and integrated with third-party systems via Modbus TCP.

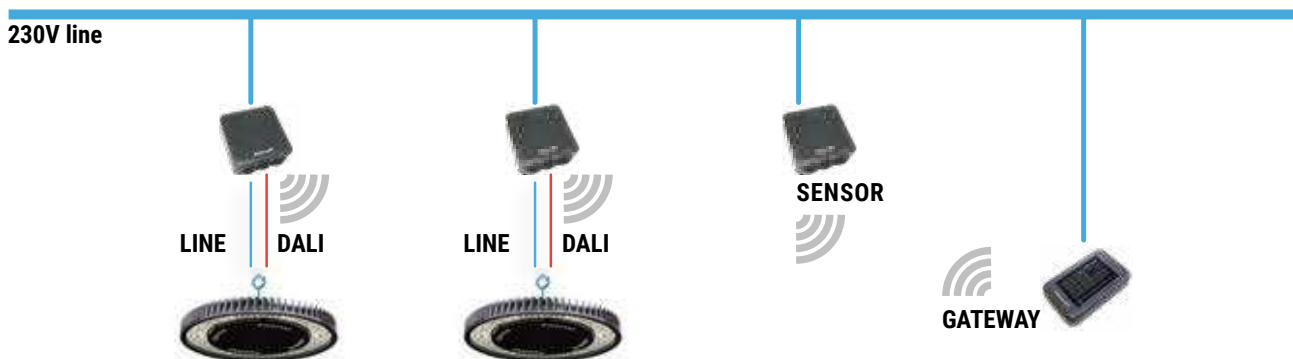


Gateway

| Wireless network (MHZ) | Battery | Protocol | Dimensions (mm) | Palazzoli code |
|------------------------|--------------|---------------------------|-----------------|----------------|
| 868 | 9 V included | Mesh Network, LBT and AFA | 120x76x28 | 836103 |

Features: it allows you to configure wireless systems via the ZQ Light Link App, compatible with Bluetooth Low Energy Android and iOS smartphones.

System



LIGHT FIXTURES
PENDANTS
CONTROL



RINO fluorescent



| | |
|---------------------------------|--|
| Body material | AISI 304 stainless steel Painted galvanised steel |
| Surface finish | Non-toxic polyester, anti UV, kiln-polymerised coating |
| Colour | RAL 9016 (painted galvanised steel version) |
| Diffuser material | Tempered glass and UV stabilised polycarbonate |
| Protection rating | IP66/IP67 (glass diffuser) IP66 (polycarbonate diffuser) |
| Impact resistance | IK09 |
| Corrosivity category | Equivalent to C5-H AISI 316L stainless steel C5-M / C4-H painted galvanised steel |
| Mounting system | Pair of eyebolts in AISI 304 stainless steel |
| Ambient operating temperature | -25°C - +50°C 0°C - +35°C (emergency versions) |
| Ambient storage temperature | -40°C - +70°C -30°C - +50°C (emergency versions) |
| Lamp holder type | G13 T8 / G5 T5 |
| Emergency battery lifetime | 1h |
| Emergency battery charging time | 24h |
| Insulation class | I |
| Supply voltage | 220-240V 0/50/60Hz |
| Power factor | > 0.90 |
| Type of power supply | Spring clamps and M20 cable gland |
| Max. conductor cross-section | 2.5 mm ² |
| Entry cable diameter | 7 - 14 mm |

7

YEARS OF WARRANTY

2 YEARS OPTIONALLY EXTENDABLE TO 7



DIRECTIVES

2014/30/EU (EMC)
2014/35/EU (LVD)
2011/65/EU (RoHS)
2012/19/EU (WEEE)
2009/125/EC (ErP)
EU Reg. 2019/2020 (EcoDesign)

PRODUCT STANDARDS

EN 55015
EN 60598-1
EN 60598-2-1
EN 60598-2-22
EN 61000-3-2
EN 61000-3-3
EN 61547
EN 62311
EN 62493
EN 63000



RINO fluorescent



Light fixtures in AISI 304 stainless steel

| Length (mm) | Power (W) | Tube type | Diffuser | Reflector | Version | Palazzoli code |
|-------------|-----------|-----------|---------------------|--------------------------|--------------|----------------|
| 690 | 1x18 | T8 | glass | white | on-off | 822131 |
| | 2x18 | | | | | 822132 |
| 1300 | 1x36 | T8 | glass | white | on-off | 822231 |
| | 2x36 | | | | | 822232 |
| | 1+1x36 | T5 | | | emergency 1h | 822211 |
| | 2x54 | | | | on-off | 822962 |
| 690 | 2x18 | T8 | HACCP polycarbonate | symmetrical in aluminium | on-off | 825132 |
| 1300 | 2x36 | | | | emergency 1h | 825232 |
| | 1+1x36 | | | | emergency 1h | 825211 |

Notes: in the emergency version 1+1 means that 2 tubes operate in standard conditions and 1 tube only lights up under emergency conditions.



Light fixtures in painted galvanised steel

| Length (mm) | Power (W) | Tube type | Diffuser | Reflector | Version | Palazzoli code |
|-------------|-----------|-----------|---------------------|-----------|--------------|----------------|
| 690 | 2x18 | T8 | HACCP polycarbonate | white | on-off | 847132 |
| 1300 | 2x36 | | | | emergency 1h | 847232 |
| | 1+1x36 | | | | emergency 1h | 847211 |

Notes: in the emergency version 1+1 means that 2 tubes operate in standard conditions and 1 tube only lights up under emergency conditions.



Retrofit kit for light fixtures 690 mm and 1300 mm

| Manufacturing material | Power (W) | Length (mm) | Nominal flux (lm) Tj=25° C | Output flux (lm) Tq=25° C | Version | Palazzoli code |
|----------------------------|-----------|-------------|----------------------------|---------------------------|---------|----------------|
| extra clear tempered glass | 26 | 690 | 4100 | 3562 | on-off | 821184 |
| | 52 | 1300 | 8200 | 7072 | | 821384 |

Accessories RINO fluorescent



Pairs of hooks for pendant mounting

| Manufacturing material | Palazzoli code |
|--------------------------|----------------|
| AISI 304 stainless steel | 820001 |



Pair of adjustable supports for wall and ceiling installation

| Manufacturing material | Palazzoli code |
|--------------------------|----------------|
| AISI 304 stainless steel | 820000 |



Pair of collars for installation on pipe

| Manufacturing material | Palazzoli code |
|--------------------------|----------------|
| AISI 304 stainless steel | 820006 |



High-performance mirror-polished aluminium reflector

| Length (mm) | Manufacturing material | For light fixture power (W) | Palazzoli code |
|-------------|------------------------|-----------------------------|----------------|
| 690 | aluminium | 18 | 820002 |
| 1300 | | 36 - 54 | 820003 |

LIGHT FIXTURES
PENDANTS
CONTROL



RINO light fixtures E27, G23



| | |
|-------------------------------|---|
| Body material | Aluminium alloy (EN 46100) |
| Surface treatment | Fluorozirconate passivation |
| Surface finish | Non-toxic polyester, anti UV, kiln-polymerised coating |
| Colour | RAL 7035 |
| Diffuser material | Prismatic tempered glass |
| Protection rating | IP66 |
| Impact resistance | IK07 |
| Mounting system | Ready for wall installation |
| Ambient operating temperature | -40°C - +70°C |
| Ambient storage temperature | -50°C - +80°C |
| Lamp holder type | Type E27 in porcelain and type G23 in technopolymer |
| Insulation class | I |
| Supply voltage | 230V 0/50/60Hz |
| Type of power supply | M20 cable gland |
| Max. conductor cross-section | 2.5 mm ² |
| Entry cable diameter | 7 - 13 mm |



DIRECTIVES

2014/30/EU (EMC)
2011/65/EU (RoHS)
2012/19/EU (WEEE)
2009/125/EC (ErP)
EU Reg. 2019/2020 (EcoDesign)

PRODUCT STANDARDS

EN 60598-1
EN 60598-2-1
EN 63000



RINO light fixtures E27, G23



Oval light fixtures in aluminium alloy

| Power (W) | Dimensions (W) | Lamp holder type | Diffuser | No. of entries | Version | Palazzoli code |
|-----------|----------------|------------------|----------|----------------|--------------------|----------------|
| 60 | 199x112 | | | 1 | | 831071 |
| | | | | 2 | | 831091 |
| 75 | 226x130 | E27 | | 1 | without cage | 831171 |
| | | | | 2 | | 831191 |
| 100 | 295x170 | | | 1 | | 831271 |
| | | | | 2 | | 831291 |
| 5-7-9 | | G23 | | 1 | | 831914 |
| 60 | 199x112 | | | 1 | | 831072 |
| | | | | 2 | | 831092 |
| 75 | 226x130 | E27 | glass | 1 | with steel cage | 831172 |
| | | | | 2 | | 831192 |
| 100 | 295x170 | | | 1 | | 831272 |
| | | | | 2 | | 831292 |
| 5-7-9 | | G23 | | 1 | | 831934 |
| 60 | 199x112 | | | 1 | | 831075 |
| | | | | 2 | | 831095 |
| 75 | 226x130 | E27 | | 1 | with embedded cage | 831175 |
| | | | | 2 | | 831195 |
| 100 | 295x170 | | | 1 | | 831275 |
| | | | | 2 | | 831295 |
| 5-7-9 | | G23 | | 1 | | 831954 |

Equipment included: internal earth screw and cable gland.
Features: E27 lamp holder in porcelain.



Round light fixtures in aluminium alloy

| Power (W) | Dimensions (W) | Lamp holder type | Diffuser | No. of entries | Version | Palazzoli code |
|-----------|----------------|------------------|----------|----------------|-----------------|----------------|
| 75 | 200x182 | E27 | glass | 1 | without cage | 830071 |
| | | | | | with steel cage | 830072 |

Equipment included: internal earth screw and cable gland.
Features: E27 lamp holder in porcelain.



Swann bayonet lamp holder

| Manufacturing material | Palazzoli code |
|------------------------|----------------|
| brass | 859412 |

Equipment included: fixing support.

| LIGHT FIXTURES/LAMPS CORRESPONDENCE | Maximum power (W) | | LED (W) | Luminous flux (lm) | | Halogen (W) |
|-------------------------------------|-------------------|--------------|---------|--------------------|---------------------|-------------|
| | Ta = +50 °C | Ta = +70 °C* | | warm white 3000K | neutral white 4000K | |
| | | 60 | | 40 | 8.7 | |
| | 75 | 50 | 8.7 | 940 | 960 | 53 |
| | 100 | 75 | 13 | 1200 | 1250 | 72 |
| | 75 | 50 | 17 | 1530 | 1590 | 53 |



RINO cylindrical well glass fixtures E27



Cylindrical well glass fixtures
in aluminium alloy

| Power (W) | Lamp holder type | Diffuser | No. of entries | Version | Palazzoli code |
|-----------|------------------|----------|----------------|------------------|----------------|
| 60 | E27 | glass | 1 | ceiling-mounted | 810071 |
| 75 | | | | | 810171 |
| 100 | | | | | 810271 |
| 60 | | | | | 812071 |
| 75 | | | | | 812171 |
| 100 | | | | | 812271 |
| 60 | | | | pendant mounting | 811071 |
| 75 | | | | | 811171 |
| 100 | | | | | 811271 |
| 60 | | | | | 813071 |
| 75 | | | | | 813171 |
| 100 | | | | | 813271 |

Equipment included: cable gland.
Features: lamp holder in porcelain.



Cylindrical well glass fixture
in thermosetting GRP
with steel protective cage

| Power (W) | Lamp holder type | Diffuser | No. of entries | Version | Palazzoli code |
|-----------|------------------|--------------|----------------|----------|----------------|
| 60 | E27 | ribbed glass | 1 M20 | portable | 814052 |

Equipment included: cable entry with 1 M20 cable gland and internal cable clamp.
Features: diffuser in ribbed clear glass. Lamp holder in porcelain.



Junction box
for ceiling installation Ø 62 mm

| Manufacturing material | Palazzoli code |
|------------------------|----------------|
| aluminium alloy | 812988 |

Equipment included: internal and external earth screw and cable gland.
Features: cover with M20 central threaded hole for the well glass fixture pendant-mounting tube.

| LIGHT FIXTURES/LAMPS CORRESPONDENCE | Maximum power (W) | | LED (W) |
|-------------------------------------|-------------------|-------------|---------|
| | Ta = +50 °C | Ta = +70°C* | |
| | 60 | 40 | 10 |
| | 75 | 50 | 11 |
| | 100 | 75 | 16 |



RINO well glass fixture bodies and accessories



Cylindrical well glass fixture bodies in aluminium alloy

| Power (W) | Lamp holder type | Diffuser | No. of entries | Version | Palazzoli code |
|-----------|------------------|----------|----------------|------------------|----------------|
| 60 | E27 | glass | 1 | ceiling-mounted | 810060 |
| 75 | | | | | 810100 |
| 100 | | | | | 810200 |
| 60 | | | | | 812060 |
| 75 | | | | | 812100 |
| 100 | | | | | 812200 |
| 60 | | | | pendant mounting | 811060 |
| 75 | | | | | 811100 |
| 100 | | | | | 811200 |
| 60 | | | | | 813060 |
| 75 | | | | | 813100 |
| 100 | | | | | 813200 |

Equipment included: globe-holder ring, gasket, E27 safety lamp holder and cable gland.



Transparent diffusers

| Manufacturing material | Max. power (W) | Palazzoli code |
|------------------------|----------------|----------------|
| clear ribbed glass | 60 | 819012 |
| | 75 | 819112 |
| | 100 | 819212 |



Protection cages

| Manufacturing material | Max. power (W) | Palazzoli code |
|--|----------------|----------------|
| galvanised and tropicalised steel wire | 60 | 819020 |
| | 75 | 819120 |
| | 100 | 819220 |



Coloured diffusers

| Manufacturing material | Max. power (W) | Diffuser colour | Palazzoli code |
|------------------------|----------------|-----------------|----------------|
| smooth glass | 60 | transparent | 850060 |
| | | blue | 850061 |
| | | yellow | 850062 |
| | 40 | red | 850063 |
| | | green | 850064 |



Protection cages

| Manufacturing material | Max. power (W) | Palazzoli code |
|------------------------|----------------|----------------|
| stainless steel wire | 60 | 819022 |
| | 75 | 850172 |



Coloured diffusers

| Manufacturing material | Max. power (W) | Diffuser colour | Palazzoli code |
|------------------------|----------------|-----------------|----------------|
| coloured polycarbonate | 40 | transparent | 819015 |
| | | yellow | 819017 |
| | | red | 819018 |
| | | green | 819019 |



Reflectors

| Manufacturing material | Max. power (W) | Palazzoli code |
|-----------------------------------|----------------|----------------|
| galvanised and oven-painted steel | 60 | 819030 |
| | 75 | 819130 |
| | 100 | 819230 |



Swann bayonet lamp holder with fins

| Manufacturing material | Type | Palazzoli code |
|-----------------------------------|--------------|----------------|
| galvanised and oven-painted steel | B22d 4A 250C | 859400 |





Atex

The Company has extensive experience in extreme environments where flammable materials, oxidising chemicals, salt solutions, acids and motor and vegetable oils are handled. Palazzoli is the absolute market leader in Atex products, explosion-proof equipment for high-risk environments. Power plants, chemical industries, oil platforms, military bases and refineries are just a few areas where lighting devices must prevent any propagation of sparks and ensure safe and reliable operation over time.



The Company has consolidated experience in extreme environments, where the presence of oxidising chemicals, saline solutions, acids and motor and vegetable oils has forged the products for which Palazzoli is the absolute market leader.

The IE regulatory system, in particular with the IEC 60079-10 series of standards, which establishes the basic rules for electrical installations in places where there is a danger of explosion due to the presence of both gas and combustible dust, with regard to the classification of hazardous areas, refers to a particular calculation model, called the I IEC zone system.

This model is based on the determination of the probability of the formation of an explosive atmosphere and its persistence over time in the environments, which thus become fundamental parameters for the classification of hazardous areas.



Danger

Gases - vapours

Dusts

Permanent

ZONE 0

ZONE 20

Occasional

ZONE 1

ZONE 21

Not likely

ZONE 2

ZONE 22

Floodlights

Page 365

Light fixtures

Page 365

Pendant light fixtures

Page 365

Traditional

Page 365

META₁₅₀-EX

illuminates Marghera's Terminal Rinfuse





ATEX

PENDANT LIGHT FIXTURES



TIGUA-EX
zone 1, 2, 21, 22
5800 lm to 16550 lm
Page 385



XTIGUA-EX
zone 1, 2, 21, 22
17350 lm to 33100 lm
Page 387



META150-EX
zone 2, 21, 22
From 8580 lm to 19830 lm
Page 389

TRADITIONAL



RINO-EX
fluorescent
zone 1, 2, 21, 22
Page 391



RINO-EX
fluorescent
zone 2, 21, 22
Page 393



RINO-EX
E27
zone 22
Page 395

FLOODLIGHTS



TIGUA-EX
zone 1, 2, 21, 22
5800 lm to 16550 lm
Page 369



XTIGUA-EX
zone 1, 2, 21, 22
17350 lm to 33100 lm
Page 373



TIGUA-EX
zone 2, 21, 22
6300 lm to 18000 lm
Page 375



XTIGUA-EX
zone 2, 21, 22
19600 lm to 36900 lm
Page 377

LIGHT FIXTURES



RINO LED-EX
zone 1, 2, 21, 22
From 3400 lm to 12350 lm
Page 381



RINO LED-EX
zone 2, 21, 22
From 3560 lm to 9430 lm
Page 383

TIGUA-EX





TIGUA-EX floodlight - Zones 1, 2, 21, 22

4,000 K - 230,000 h

ADVANTAGES



1

The DALI power supply integrated in the TIGUA-EX body is resin-coated and certified for explosion hazardous environments. In the versions for zone 1 versions, the polycarbonate lenses are sealed onto the LED module by means of silicone resin.

The body is made of EN 44300 aluminium alloy with low copper content, with passivation treatment and painting that make it suitable for harsh environments, corrosion class C5-M / C4-H.

2

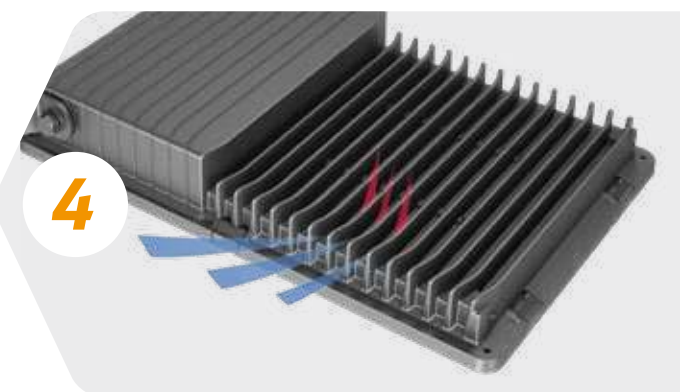


3

The optics are made from specialised lenses ensuring that the luminous flux is evenly distributed. A well-lit environment makes for a safer place.

TIGUA-EX's long service life is guaranteed by high-level electronic components, exclusive thermal management system, X-ray inspection of LED welds, 100% testing with 24-hour burn-in cycles, and Gore-Tex® anti-condensation breathing valve.

4





TIGUA-EX floodlight - Zones 1, 2, 21, 22

4,000 K - 230,000 h



7

YEARS OF WARRANTY

2 YEARS OPTIONALLY EXTENDABLE TO 7



DIRECTIVES

2014/30/EU (EMC)
2014/34/EU (ATEX)
2011/65/EU (RoHS)
2012/19/EU (WEEE)

PRODUCT STANDARDS

EN 55015
EN 60079-0
EN 60079-18
EN 60079-31
EN 60079-7
EN 60598-1
EN 60598-2-1
EN 60598-2-5
EN 60598-2-22
EN 61000-3-2
EN 61000-3-3
EN 61547
EN 62311
EN 62493
EN 62471
IEC/TR 62778
EN 63000

| | |
|--|---|
| Atex execution - Gas | II 2G - Ex eb mb IIC T4 Gb |
| Atex execution - Dust | II 2D - Ex tb IIIC T 85°C Db |
| Body material | Marine aluminium alloy (EN 44300) |
| Surface treatment | Fluorozirconate passivation |
| Surface finish | Non-toxic polyester, anti UV, kiln-polymerised coating |
| Colour | RAL 9005 Jet black |
| Diffuser material | Extra clear tempered glass |
| Protection rating | IP66 |
| Impact resistance | 7J (body) 4J (glass) |
| Corrosivity category | Equivalent to C5-M / C4-H |
| Mounting system | U bracket with adjustment range of -135° to 135° |
| Ambient operating temperature | -35°C - +50°C (-40°C on request) |
| Ambient storage temperature | -40°C - +70°C |
| Actual efficacy of the device | Up to 115 lm/W |
| Colour temperature | 4,000 K |
| Optics features | Non-ageing UV-resistant polycarbonate lenses sealed to the LED module by silicone resin |
| Colour rendering index according to EN 62717 | CRI ≥ 80 |
| Colour consistency | MacAdam 4-step |
| Photobiological risk | RG0 - Exempt Group (EN 62471) |
| Residual flicker | < 4% |
| Luminous flux maintenance | L90 B10 110,000h Tq= +40 °C L90 B10 230,000h Tq= +25 °C |
| Insulation class | I |
| Supply voltage | 110-277 Vac/110-250 Vdc: 50 W/72 W/101 W 160-277 Vac/160-250 Vdc: 144W 0/50/60Hz |
| Surge protection | 6 kV common mode and differential mode (IEC 61000-4-5) |
| Power factor | ≥ 0.95 |
| Type of power supply | Spring clamps and M20 cable gland |
| Max. conductor cross-section | 1 - 2.5 mm ² |
| Entry cable diameter | 10 - 14 mm |

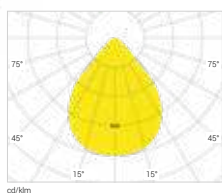
Versions with colour temperatures from 3000K to 6500K and ambient temperatures down to -40°C are also available.

TAISBOX-EX series junction boxes certified for zone 1, 2, 21, 22 complete with cable glands and terminals for larger cable diameters and/or in/out solutions are available on page 249.



TIGUA-EX floodlight - Zones 1, 2, 21, 22

4,000 K - 230,000 h

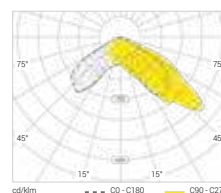


Symmetrical 81° extra wide beam optics

| Power (W) | Nominal flux (lm)Tj=25° C | Output flux (lm)Tq=25° C | Max. ambient temperature (°C) | Version | Palazzoli code |
|-----------|---------------------------|--------------------------|-------------------------------|---------|-----------------|
| 50 | 6980 | 5808 | +50 | DALI | 817021EX |
| 72 | 9950 | 8280 | +40 | | 817022EX |
| 101 | 13950 | 11615 | +50 | | 817023EX |
| 144 | 19850 | 16560 | +40 | | 817024EX |

Equipment included: wall-mounting bracket.

Notes: the stated flux and power values may be subject to a +/- 7% tolerance.



Asymmetrical 50° extra wide beam optics

| Power (W) | Nominal flux (lm)Tj=25° C | Output flux (lm)Tq=25° C | Max. ambient temperature (°C) | Version | Palazzoli code |
|-----------|---------------------------|--------------------------|-------------------------------|---------|-----------------|
| 50 | 6980 | 5808 | +50 | DALI | 817221EX |
| 72 | 9950 | 8280 | +40 | | 817222EX |
| 101 | 13950 | 11615 | +50 | | 817223EX |
| 144 | 19850 | 16560 | +40 | | 817224EX |

Equipment included: wall-mounting bracket.

Notes: the stated flux and power values may be subject to a +/- 7% tolerance.

Accessories TIGUA-EX



Protection guard

| Manufacturing material | Palazzoli code |
|------------------------|----------------|
| galvanised steel | 811911 |



Support for wall mounting with projecting arm – 750mm projection

| Manufacturing material | Palazzoli code |
|--------------------------|----------------|
| painted galvanised steel | 811914 |



Universal mounting bracket for pole-top installation for 60 mm and 76 mm nominal pole Ø

| Manufacturing material | Palazzoli code |
|--------------------------|----------------|
| painted galvanised steel | 811908 |



Kit consisting of collar and plate for 60 mm and 76 mm nominal pole Ø

| Manufacturing material | Palazzoli code |
|--------------------------|----------------|
| painted galvanised steel | 811912 |

XTIGUA-EX





XTIGUA-EX floodlight - Zones 1, 2, 21, 22

4,000 K - 230,000 h

ADVANTAGES



1

The DALI power supply integrated in the XTIGUA-EX body is resin-coated and certified for explosion hazardous environments. In the versions for zone 1 versions, the polycarbonate lenses are sealed onto the LED module by means of silicone resin.

The body is made of EN 44300 aluminium alloy with low copper content, with passivation treatment and painting that make it suitable for harsh environments, corrosion class C5-M / C4-H.

2



3

The optics are made from specialised lenses ensuring that the luminous flux is evenly distributed. A well-lit environment makes for a safer place.



XTIGUA-EX's long service life is guaranteed by high-level electronic components, exclusive thermal management system, X-ray inspection of LED welds, 100% testing with 24-hour burn-in cycles, and Gore-Tex® anti-condensation breathing valve.

4





XTIGUA-EX floodlight - Zones 1, 2, 21, 22

4,000 K - 230,000 h



7

YEARS OF WARRANTY

2 YEARS OPTIONALLY EXTENDABLE TO 7



DIRECTIVES

2014/30/EU (EMC)
2014/34/EU (ATEX)
2011/65/EU (RoHS)
2012/19/EU (WEEE)

PRODUCT STANDARDS

EN 55015
EN 60079-0
EN 60079-18
EN 60079-31
EN 60079-7
EN 60598-1
EN 60598-2-1
EN 60598-2-5
EN 60598-2-22
EN 61000-3-2
EN 61000-3-3
EN 61547
EN 62311
EN 62493
EN 62471
IEC/TR 62778
EN 63000

| | |
|--|---|
| Atex execution - Gas | II 2G - Ex eb mb IIC T4 Gb |
| Atex execution - Dust | II 2D - Ex tb IIIC T 85°C Db |
| Body material | Marine aluminium alloy (EN 44300) |
| Surface treatment | Fluorozirconate passivation |
| Surface finish | Non-toxic polyester, anti UV, kiln-polymerised coating |
| Colour | RAL 9005 Jet black |
| Diffuser material | Extra clear tempered glass |
| Protection rating | IP66 |
| Impact resistance according to IEC 60079-0 | 7J (body) 4J (glass) |
| Corrosivity category according to ISO 12944 | Equivalent to C5-M / C4-H |
| Mounting system | U-bracket with adjustment range of -135° to +135° |
| Ambient operating temperature | -35°C - +45°C (-40°C on request) |
| Ambient storage temperature | -40°C - +70°C |
| Actual efficacy of the device | Up to 115 lm/W |
| Colour temperature | 4,000 K |
| Optics features | Non-ageing UV-resistant polycarbonate lenses sealed to the LED module by silicone resin |
| Colour rendering index according to EN 62717 | CRI ≥ 80 |
| Colour consistency | MacAdam 4-step |
| Photobiological risk | RG0 - Exempt Group (EN 62471) |
| Residual flicker | < 4% |
| Luminous flux maintenance | L90 B10 110,000h Tq= +40°C L90 B10 230,000h Tq= +25°C |
| Insulation class | I |
| Supply voltage | 160-277 Vac/160-250 Vdc 0/50/60Hz |
| Surge protection | 6 kV common mode and differential mode (IEC 61000-4-5) |
| Power factor | ≥ 0.95 |
| Type of power supply | Spring clamps and M20 cable gland |
| Max. conductor cross-section | 1 - 2.5 mm ² |
| Entry cable diameter | 10 - 14 mm |

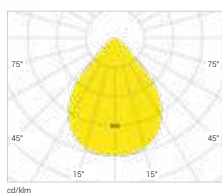
Versions with colour temperatures from 3000K to 6500K and ambient temperatures down to -40°C are also available.

TAISBOX-EX series junction boxes certified for zone 1, 2, 21, 22 complete with cable glands and terminals for larger cable diameters and/or in/out solutions are available on page 249.



XTIGUA-EX floodlight - Zones 1, 2, 21, 22

4,000 K - 230,000 h

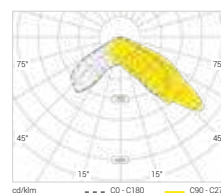


Symmetrical 81° extra wide beam optics

| Power (W) | Nominal flux (lm)Tj=25° C | Output flux (lm)Tq=25° C | Max. ambient temperature (°C) | Version | Palazzoli code |
|-----------|---------------------------|--------------------------|-------------------------------|---------|-----------------|
| 151 | 20900 | 17365 | +45 | DALI | 818021EX |
| 216 | 29800 | 24840 | +40 | | 818022EX |
| 201 | 27800 | 23115 | +35 | | 818023EX |
| 288 | 39800 | 33120 | +30 | | 818024EX |

Equipment included: wall-mounting bracket.

Notes: the stated flux and power values may be subject to a +/- 7% tolerance.



Asymmetrical 50° extra wide beam optics

| Power (W) | Nominal flux (lm)Tj=25° C | Output flux (lm)Tq=25° C | Max. ambient temperature (°C) | Version | Palazzoli code |
|-----------|---------------------------|--------------------------|-------------------------------|---------|-----------------|
| 151 | 20900 | 17365 | +45 | DALI | 818221EX |
| 216 | 29800 | 24840 | +40 | | 818222EX |
| 201 | 27800 | 23115 | +35 | | 818223EX |
| 288 | 39800 | 33120 | +30 | | 818224EX |

Equipment included: wall-mounting bracket.

Notes: the stated flux and power values may be subject to a +/- 7% tolerance.

Accessories XTIGUA-EX



Protection grid for XTIGUA LED floodlights

| Manufacturing material | Palazzoli code |
|------------------------|----------------|
| galvanised steel | 818992 |



Cross beam for pole-top installation for 1 XTIGUA series floodlight

| Manufacturing material | Palazzoli code |
|--------------------------|----------------|
| painted galvanised steel | 818990 |

Notes: cross beam suitable for mounting up to 2 floodlights. The cross beam can be installed on ø 60 to ø 76 mm poles.



Cross beam for pole-top installation for 2 or 4 XTIGUA series floodlights

| Manufacturing material | Palazzoli code |
|--------------------------|----------------|
| painted galvanised steel | 818991 |

Notes: cross beam suitable for mounting up to 4 floodlights. The cross beam can be installed on ø 60 to ø 76 mm poles.



TIGUA-EX floodlight - Zones 2, 21, 22

4,000 K - 230,000 h



7

YEARS OF WARRANTY

2 YEARS OPTIONALLY EXTENDABLE TO 7



DIRECTIVES

2014/30/EU (EMC)
2014/34/EU (ATEX)
2011/65/EU (RoHS)
2012/19/EU (WEEE)

PRODUCT STANDARDS

EN 55015
EN 60079-0
EN 60079-18
EN 60079-31
EN 60079-7
EN 60598-1
EN 60598-2-1
EN 60598-2-5
EN 60598-2-22
EN 61000-3-2
EN 61000-3-3
EN 61547
EN 62311
EN 62493
EN 62471
IEC/TR 62778
EN 63000

| | |
|--|---|
| Atex execution - Gas | II 3G - Ex ec mc IIC T4 Gc |
| Atex execution - Dust | II 2D - Ex tb IIIC T 85°C Db |
| Body material | Marine aluminium alloy (EN 44300) |
| Surface treatment | Fluorozirconate passivation |
| Surface finish | Non-toxic polyester, anti UV, kiln-polymerised coating |
| Colour | RAL 9005 Jet black |
| Diffuser material | Extra clear tempered glass |
| Protection rating | IP66 |
| Impact resistance according to IEC 60079-0 | 7J (body) 4J (glass) |
| Corrosivity category according to ISO 12944 | Equivalent to C5-M / C4-H |
| Mounting system | U-bracket with adjustment range of -135° to +135° |
| Ambient operating temperature | -35°C - +50°C (-40°C on request) |
| Ambient storage temperature | -40°C - +70°C |
| Actual efficacy of the device | Up to 125 lm/W |
| Colour temperature | 4,000 K |
| Optics features | Non-ageing, UV-resistant PMMA lenses with >90% efficiency and >95% transparency |
| Colour rendering index according to EN 62717 | CRI ≥ 70 |
| Colour consistency | MacAdam 4-step |
| Photobiological risk | RGO - Exempt Group (EN 62471) |
| Residual flicker | < 4% |
| Luminous flux maintenance | L90 B10 110,000h Tq= +40°C L90 B10 230,000h Tq= +25°C |
| Insulation class | I |
| Supply voltage | 110-277 Vac/110-250 Vdc: 50 W/72 W/101 W 160-277 Vac/160-250 Vdc: 144W 0/50/60Hz |
| Surge protection | 6 kV common mode and differential mode (IEC 61000-4-5) |
| Power factor | ≥ 0.95 |
| Type of power supply | Spring clamps and M20 cable gland |
| Max. conductor cross-section | 1 - 2.5 mm ² |
| Entry cable diameter | 10 - 14 mm |

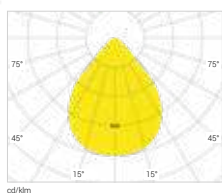
Versions with dedicated optics, colour temperatures from 3000K to 6500K and ambient temperatures down to -40°C are also available.

TAISBOX-EX series junction boxes certified for zone 1, 2, 21, 22 complete with cable glands and terminals for larger cable diameters and/or in/out solutions are available on page 249.



TIGUA-EX floodlight - Zones 2, 21, 22

4,000 K - 230,000 h

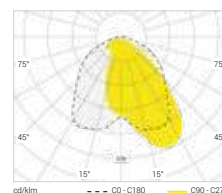


Symmetrical 81° extra wide beam optics

| Power (W) | Nominal flux (lm)Tj=25° C | Output flux (lm)Tq=25° C | Max. ambient temperature (°C) | Version | Palazzoli code |
|-----------|---------------------------|--------------------------|-------------------------------|---------|-----------------|
| 50 | 7600 | 6312 | +50 | DALI | 837021EX |
| 72 | 10800 | 9000 | +40 | | 837022EX |
| 101 | 15150 | 12625 | +50 | | 837023EX |
| 144 | 21600 | 18000 | +40 | | 837024EX |

Equipment included: wall-mounting bracket.

Notes: the stated flux and power values may be subject to a +/- 7% tolerance.



Asymmetrical 23° extra wide beam optics

| Power (W) | Nominal flux (lm)Tj=25° C | Output flux (lm)Tq=25° C | Max. ambient temperature (°C) | Version | Palazzoli code |
|-----------|---------------------------|--------------------------|-------------------------------|---------|-----------------|
| 50 | 7600 | 6312 | +50 | DALI | 837221EX |
| 72 | 10800 | 9000 | +40 | | 837222EX |
| 101 | 15150 | 12625 | +50 | | 837223EX |
| 144 | 21600 | 18000 | +40 | | 837224EX |

Equipment included: wall-mounting bracket.

Notes: the stated flux and power values may be subject to a +/- 7% tolerance.

Accessories TIGUA-EX



Protection guard

| Manufacturing material | Palazzoli code |
|------------------------|----------------|
| galvanised steel | 811911 |



Support for wall mounting with projecting arm – 750mm projection

| Manufacturing material | Palazzoli code |
|--------------------------|----------------|
| painted galvanised steel | 811914 |



Universal mounting bracket for pole-top installation for 60 mm and 76 mm nominal pole Ø

| Manufacturing material | Palazzoli code |
|--------------------------|----------------|
| painted galvanised steel | 811908 |



Kit consisting of collar and plate for 60 mm and 76 mm nominal pole Ø

| Manufacturing material | Palazzoli code |
|--------------------------|----------------|
| painted galvanised steel | 811912 |



XTIGUA-EX floodlight - Zones 2, 21, 22

4,000 K - 230,000 h



7

YEARS OF WARRANTY

2 YEARS OPTIONALLY EXTENDABLE TO 7



DIRECTIVES

2014/30/EU (EMC)
2014/34/EU (ATEX)
2011/65/EU (RoHS)
2012/19/EU (WEEE)

PRODUCT STANDARDS

EN 55015
EN 60079-0
EN 60079-18
EN 60079-31
EN 60079-7
EN 60598-1
EN 60598-2-1
EN 60598-2-5
EN 60598-2-22
EN 61000-3-2
EN 61000-3-3
EN 61547
EN 62311
EN 62493
EN 62471
IEC/TR 62778
EN 63000

| | |
|--|---|
| Atex execution - Gas | II 3G - Ex ec mc IIC T4 Gc |
| Atex execution - Dust | II 2D - Ex tb IIIC T 85°C Db |
| Body material | Marine aluminium alloy (EN 44300) |
| Surface treatment | Fluorozirconate passivation |
| Surface finish | Non-toxic polyester, anti UV, kiln-polymerised coating |
| Colour | RAL 9005 Jet black |
| Diffuser material | Extra clear tempered glass |
| Protection rating | IP66 |
| Impact resistance according to IEC 60079-0 | 7J (body) 4J (glass) |
| Corrosivity category according to ISO 12944 | Equivalent to C5-M / C4-H |
| Mounting system | U-bracket with adjustment range of -135° to +135° |
| Ambient operating temperature | -35°C - +45°C (-40°C on request) |
| Ambient storage temperature | -40°C - +70°C |
| Actual efficacy of the device | Up to 130 lm/W |
| Colour temperature | 4,000 K |
| Optics features | Non-ageing, UV-resistant PMMA lenses with >90% efficiency and >95% transparency |
| Colour rendering index according to EN 62717 | CRI ≥ 70 |
| Colour consistency | MacAdam 4-step |
| Photobiological risk | RGO - Exempt Group (EN 62471) |
| Residual flicker | < 4% |
| Luminous flux maintenance | L90 B10 110,000h Tq= +40°C L90 B10 230,000h Tq= +25°C |
| Insulation class | I |
| Supply voltage | 160-277 Vac/110-250 Vdc 0/50/60Hz |
| Surge protection | 6 kV common mode and differential mode (IEC 61000-4-5) |
| Power factor | ≥ 0.95 |
| Type of power supply | Spring clamps and M20 cable gland |
| Max. conductor cross-section | 1 - 2.5 mm ² |
| Entry cable diameter | 10 - 14 mm |

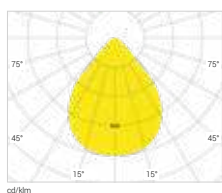
Versions with dedicated optics, colour temperatures from 3000K to 6500K and ambient temperatures down to -40°C are also available.

TAISBOX-EX series junction boxes certified for zone 1, 2, 21, 22 complete with cable glands and terminals for larger cable diameters and/or in/out solutions are available on page 249.



XTIGUA-EX floodlight - Zones 2, 21, 22

4,000 K - 230,000 h

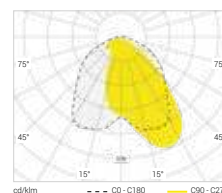


Symmetrical 81° extra wide beam optics

| Power (W) | Nominal flux (lm)Tj=25° C | Output flux (lm)Tq=25° C | Max. ambient temperature (°C) | Version | Palazzoli code |
|-----------|---------------------------|--------------------------|-------------------------------|---------|-----------------|
| 151 | 23600 | 19630 | +45 | DALI | 838021EX |
| 216 | 33200 | 27648 | +40 | | 838022EX |
| 201 | 31500 | 26208 | +35 | | 838023EX |
| 288 | 44300 | 36864 | +30 | | 838024EX |

Equipment included: wall-mounting bracket.

Notes: the stated flux and power values may be subject to a +/- 7% tolerance.



Asymmetrical 23° extra wide beam optics

| Power (W) | Nominal flux (lm)Tj=25° C | Output flux (lm)Tq=25° C | Max. ambient temperature (°C) | Version | Palazzoli code |
|-----------|---------------------------|--------------------------|-------------------------------|---------|-----------------|
| 151 | 23600 | 19630 | +45 | DALI | 838221EX |
| 216 | 33200 | 27648 | +40 | | 838222EX |
| 201 | 31500 | 26208 | +35 | | 838223EX |
| 288 | 44300 | 36864 | +30 | | 838224EX |

Equipment included: wall-mounting bracket.

Notes: the stated flux and power values may be subject to a +/- 7% tolerance.

Accessories X-TIGUA-EX



Protection grid for XTIGUA LED floodlights

| Manufacturing material | Palazzoli code |
|------------------------|----------------|
| galvanised steel | 818992 |



Cross beam for pole-top installation for 1 XTIGUA series floodlight

| Manufacturing material | Palazzoli code |
|--------------------------|----------------|
| painted galvanised steel | 818990 |

Notes: cross beam suitable for mounting up to 2 floodlights. The cross beam can be installed on \varnothing 60 to \varnothing 76 mm poles.



Cross beam for pole-top installation for 2 or 4 XTIGUA series floodlights

| Manufacturing material | Palazzoli code |
|--------------------------|----------------|
| painted galvanised steel | 818991 |

Notes: cross beam suitable for mounting up to 4 floodlights. The cross beam can be installed on \varnothing 60 to \varnothing 76 mm poles.

RINOLED-EX





RINO LED-EX 690 mm and 1300 mm - Zones 1, 2, 21, 22

ADVANTAGES



1

The light fixture is ATEX-certified by a third party for zone 1, 2, 21, 22. The driver placed inside it is resin-coated and suitable for highly explosive environments. In the versions for zone 1, the LED board is sealed with silicone resin.

The stainless steel casing and the special silicone seal guarantee high resistance to corrosion and aggressive atmospheres.

2



The possibility of special solutions makes the light fixture suitable for installation in any environment, whether with very high temperatures (up to +60 °C) or very low temperatures (down to -40 °C). The fastening system with eyebolts enables the device to be mounted to the ceiling without opening it.

3



The extra wide beam, narrow beam and comfort optics use specialist lenses with a glare index of UGR<22.

4





RINO LED-EX light fixture 690 mm and 1300 mm - Zones 1, 2, 21, 22



| | |
|--|---|
| Atex execution - Gas | II 2G - Ex eb mb IIC T6/T5 Gb |
| Atex execution - Dust | II 2D - Ex tb IIIC T 85°C Db |
| Body material | AISI 304 stainless steel |
| Surface treatment | Natural finish |
| Diffuser material | Extra clear tempered glass |
| Protection rating | IP65 |
| Impact resistance according to IEC 60079-0 | 7J (body) 4J (glass) |
| Corrosivity category | Equivalent to C5-H |
| Mounting system | Pair of eyebolts in AISI 304 stainless steel |
| Ambient operating temperature | -35°C - +60°C (-40°C on request) 0°C - +45°C (emergency versions) |
| Ambient storage temperature | -40°C - +75°C -20°C - +60°C (emergency versions) |
| Actual efficacy of the device | Up to 148 lm/W |
| Colour temperature | 4,000 K |
| Optics features | Anti-ageing- and UV-resistant silicone resin with > 95% efficiency |
| Colour rendering index values | CRI ≥ 80 |
| Photobiological risk | RG0 - Exempt Group (EN 62471) |
| Residual flicker | < 4% |
| Luminous flux maintenance | L80 B10 @90,000h Tq= +25°C |
| Emergency battery lifetime | 1h - 3h |
| Emergency battery charging time | 24h |
| Insulation class | I |
| Supply voltage | 220-240V - - 180-240Vcc 110-277 Vac/110-250 Vdc (DALI) 0/50/60Hz |
| Surge protection | 6 kV common mode and differential mode (IEC 61000-4-5) |
| Power factor | ≥ 0.95 |
| Type of power supply | Spring clamps and M20 cable gland |
| Max. conductor cross-section | 1 - 2.5 mm² |
| Entry cable diameter | 10 - 14 mm |

7

YEARS OF WARRANTY

2 YEARS OPTIONALLY EXTENDABLE TO 7



DIRECTIVES

2014/30/EU (EMC)
2014/34/EU (ATEX)
2011/65/EU (RoHS)
2012/19/EU (WEEE)

PRODUCT STANDARDS

EN 55015
EN 60079-0
EN 60079-18
EN 60079-31
EN 60079-7
EN 60598-1
EN 60598-2-1
EN 60598-2-22
EN 61000-3-2
EN 61000-3-3
EN 61547
EN 62311
EN 62493
EN 62471
IEC/TR 62778
EN 63000

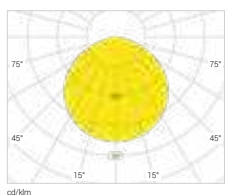
Feed-through wiring versions are also available, in AISI 316L stainless steel and with colour temperatures from 3000K to 6500K.

TAISBOX-EX series junction boxes certified for zone 1, 2, 21, 22 complete with cable glands and terminals for larger cable diameters and/or in/out solutions are available on page 249.

**RINO LED-EX** light fixture Zones 1, 2, 21, 22

690 mm 4,000 K - 90,000 h

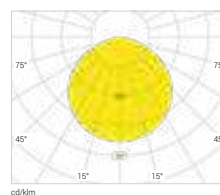
1300 mm 4,000 K - 90,000 h



Symmetrical 110° extra wide beam optics

| Power (W) | Nominal flux (lm)Tj=25° C | Output flux (lm)Tq=25° C | Max. ambient temperature (°C) | Version | Palazzoli code |
|---------------------------------|---------------------------|--------------------------|-------------------------------|---------------------------|-----------------|
| AISI 304 stainless steel | | | | | |
| 23 | 4080 | 3400 | +60 | | 821172EX |
| 36 | 6200 | 5180 | +50 | on-off | 821272EX |
| 56 | 9450 | 7870 | +45 | | 821372EX |
| 71 | 11550 | 9623 | +35 | | 821472EX |
| Emergency | | | | | |
| 36 | 6200 | 5180 967 in EM | +45 | on-off emergency 1h | 821270EX |
| 71 | 11550 | 9623 912 in EM | +35 | emergency 1h | 821470EX |
| 36 | 6200 | 5180 420 in EM | +45 | on-off emergency | 821273EX |
| 71 | 11550 | 9623 414 in EM | +35 | emergency 3h | 821473EX |

Equipment included: pair of eyebolts in AISI 304 stainless steel for pendant mounting.
Notes: the stated flux and power values may be subject to a +/- 7% tolerance.



Symmetrical 110° extra wide beam optics

| Power (W) | Nominal flux (lm)Tj=25° C | Output flux (lm)Tq=25° C | Max. ambient temperature (°C) | Version | Palazzoli code |
|---------------------------------|---------------------------|--------------------------|-------------------------------|---------------------------|-----------------|
| AISI 304 stainless steel | | | | | |
| 47 | 8200 | 6831 | +60 | | 821572EX |
| 71 | 11690 | 9736 | +45 | on-off | 821672EX |
| 86 | 14800 | 12353 | +45 | DALI | 821772EX |
| Emergency | | | | | |
| 71 | 11690 | 9736 925 in EM | +45 | on-off emergency 1h | 821670EX |
| 86 | 14800 | 12353 930 in EM | | 821770EX | |
| 71 | 11690 | 9736 420 in EM | +45 | on-off emergency | 821673EX |
| 86 | 14800 | 12353 400 in EM | | emergency 3h | 821773EX |

Equipment included: pair of eyebolts in AISI 304 stainless steel for pendant mounting.
Notes: the stated flux and power values may be subject to a +/- 7% tolerance.

Accessories RINO LED-EX on page 391



RINO LED-EX light fixture 690 mm and 1300 mm - Zones 2, 21, 22



| | |
|--|--|
| Atex execution - Gas | II 3G - Ex ec mc IIC T6/T5 Gc |
| Atex execution - Dust | II 2D - Ex tb IIIC T 85°C Db |
| Body material | AISI 304 stainless steel Painted galvanised steel |
| Surface finish | Non-toxic polyester, anti UV, kiln-polymerised coating |
| Colour | White RAL 9016 |
| Diffuser material | Extra clear tempered glass |
| Protection rating | IP65 |
| Impact resistance according to IEC 60079-0 | 7J (body) 4J (glass) |
| Corrosivity category | Equivalent to C5-H AISI 304 stainless steel |
| Mounting system | Pair of eyebolts in AISI 304 stainless steel |
| Ambient operating temperature | -35°C - +55°C (-40°C on request) 0°C - +45°C (emergency versions) |
| Ambient storage temperature | -40°C - +70°C -30°C - +50°C (emergency versions) |
| Actual efficacy of the device | Up to 137 lm/W |
| Colour temperature | 4,000 K |
| Optics features | Non-ageing, UV-resistant PMMA lenses with >90% efficiency and >95% transparency |
| Colour rendering index values | CRI ≥ 80 |
| Colour consistency | MacAdam 3-step |
| Photobiological risk | RG0 - Exempt Group (EN 62471) |
| Residual flicker | < 4% |
| Luminous flux maintenance | L80 B10 @50,000 h Tq= +25°C |
| Emergency battery lifetime | 1h - 3h |
| Emergency battery charging time | 24h |
| Insulation class | I |
| Supply voltage | 220-240V~ - 180-240Vcc 0/50/60Hz |
| Surge protection | 6 kV common mode and differential mode (IEC 61000-4-5) |
| Power factor | ≥ 0.95 |
| Type of power supply | Spring clamps and M20 cable gland |
| Max. conductor cross-section | 1 - 2.5 mm ² |
| Entry cable diameter | 10 - 14 mm |

7

YEARS OF WARRANTY

2 YEARS OPTIONALLY EXTENDABLE TO 7



DIRECTIVES

2014/30/EU (EMC)
2014/34/EU (ATEX)
2011/65/EU (RoHS)
2012/19/EU (WEEE)

PRODUCT STANDARDS

EN 55015
EN 60079-0
EN 60079-18
EN 60079-31
EN 60079-7
EN 60598-1
EN 60598-2-1
EN 60598-2-22
EN 61000-3-2
EN 61000-3-3
EN 61547
EN 62311
EN 62493
EN 62471
IEC/TR 62778
EN 63000

Versions are also available with ambient temperatures down to -40°C and up to +60°C; with feed-through wiring, in AISI 316L stainless steel and with colour temperatures from 3000K to 6500K.

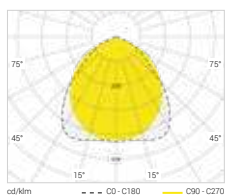
TAISBOX-EX series junction boxes certified for zone 1, 2, 21, 22 complete with cable glands and terminals for larger cable diameters and/or in/out solutions are available on page 249.



RINO LED-EX light fixture 690 mm and 1300 mm - Zones 2, 21, 22

690 mm 4,000 K - 50,000 h

1,300 mm 4,000 K - 50,000 h



88° symmetrical optics

| Power (W) | Nominal flux (lm)Tj=25° C | Output flux (lm)Tq=25° C | Max. ambient temperature (°C) | Version | Palazzoli code |
|-----------|---------------------------|--------------------------|-------------------------------|---------|----------------|
|-----------|---------------------------|--------------------------|-------------------------------|---------|----------------|

AISI 304 stainless steel

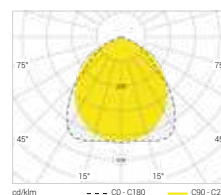
| | | | | | |
|----|------|------|-----|--------|-----------------|
| 26 | 4100 | 3562 | +55 | on-off | 821192EX |
| 38 | 6133 | 5130 | | | 821292EX |

Emergency

| | | | | | |
|----|------|------------|------------------|------------------|-----------------|
| 38 | 4100 | 3562 | +45 | on-off emergency | 821190EX |
| | | 1010 in EM | | | |
| 71 | 6133 | 5130 | 1h | 821290EX | |
| | | 1010 in EM | | | |
| 26 | 4100 | 3562 | on-off emergency | 821193EX | |
| | | 400 in EM | | | |
| 38 | 6133 | 5130 | 3h | 821293EX | |
| | | 400 in EM | | | |

Painted galvanised steel

| | | | | | |
|----|------|------|-----|--------|-----------------|
| 26 | 4100 | 3562 | +55 | on-off | 841192EX |
| 38 | 6133 | 5130 | | | 841292EX |



88° symmetrical optics

| Power (W) | Nominal flux (lm)Tj=25° C | Output flux (lm)Tq=25° C | Max. ambient temperature (°C) | Version | Palazzoli code |
|-----------|---------------------------|--------------------------|-------------------------------|---------|----------------|
|-----------|---------------------------|--------------------------|-------------------------------|---------|----------------|

AISI 304 stainless steel

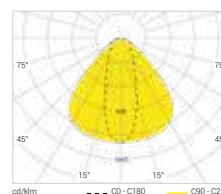
| | | | | | |
|----|-------|-------|-----|--------|-----------------|
| 52 | 8200 | 7072 | +55 | on-off | 821392EX |
| 75 | 12260 | 10050 | | | 821492EX |

Emergency

| | | | | | |
|----|-------|------------|------------------|------------------|-----------------|
| 52 | 8200 | 7072 | +45 | on-off emergency | 821390EX |
| | | 1010 in EM | | | |
| 75 | 12260 | 10050 | 1h | 821490EX | |
| | | 1010 in EM | | | |
| 52 | 8200 | 7072 | on-off emergency | 821393EX | |
| | | 400 in EM | | | |
| 75 | 12260 | 10050 | 3h | 821493EX | |
| | | 400 in EM | | | |

Painted galvanised steel

| | | | | | |
|----|-------|-------|-----|--------|-----------------|
| 52 | 8200 | 7072 | +55 | on-off | 841392EX |
| 75 | 12260 | 10050 | | | 841492EX |



Narrow beam optics 30°x90°

| Power (W) | Nominal flux (lm)Tj=25° C | Output flux (lm)Tq=25° C | Max. ambient temperature (°C) | Version | Palazzoli code |
|-----------|---------------------------|--------------------------|-------------------------------|---------|----------------|
|-----------|---------------------------|--------------------------|-------------------------------|---------|----------------|

AISI 304 stainless steel

| | | | | | |
|----|-------|------|-----|--------|-----------------|
| 52 | 8200 | 6500 | +55 | on-off | 820392EX |
| 75 | 12260 | 9525 | | | 820492EX |

Painted galvanised steel

| | | | | | |
|----|-------|------|-----|--------|-----------------|
| 52 | 8200 | 6500 | +55 | on-off | 840392EX |
| 75 | 12260 | 9525 | | | 840492EX |

Equipment included: pair of AISI 304 stainless steel eyebolts for pendant mounting.
Notes: the stated flux and power values may be subject to a +/- 7% tolerance.

Accessories RINO LED-EX on page 391



TIGUA-EX pendant light fixture - Zones 1, 2, 21, 22

4,000 K - 230,000 h



7

YEARS OF WARRANTY

2 YEARS OPTIONALLY EXTENDABLE TO 7



DIRECTIVES

2014/30/EU (EMC)
2014/34/EU (ATEX)
2011/65/EU (RoHS)
2012/19/EU (WEEE)

PRODUCT STANDARDS

EN 55015
EN 60079-0
EN 60079-18
EN 60079-31
EN 60079-7
EN 60598-1
EN 60598-2-1
EN 60598-2-5
EN 60598-2-22
EN 61000-3-2
EN 61000-3-3
EN 61547
EN 62311
EN 62493
EN 62471
IEC/TR 62778
EN 63000

| | |
|--|---|
| Atex execution - Gas | II 2G - Ex eb mb IIC T4 Gb |
| Atex execution - Dust | II 2D - Ex tb IIIC T 85°C Db |
| Body material | Marine aluminium alloy (EN 44300) |
| Surface treatment | Fluorozirconate passivation |
| Surface finish | Non-toxic polyester, anti UV, kiln-polymerised coating |
| Colour | RAL 9005 Jet black |
| Diffuser material | Extra clear tempered glass |
| Protection rating | IP66 |
| Impact resistance | 7J (body) 4J (glass) |
| Corrosivity category | Equivalent to C5-M / C4-H |
| Mounting system | Pendant mounting |
| Ambient operating temperature | -35°C - +50°C (-40°C on request) |
| Ambient storage temperature | -40°C - +70°C |
| Actual efficacy of the device | Up to 115 lm/W |
| Colour temperature | 4,000 K |
| Optics features | Non-ageing UV-resistant polycarbonate lenses sealed to the LED module by silicone resin |
| Colour rendering index according to EN 62717 | CRI ≥ 80 |
| Colour consistency | MacAdam 4-step |
| Photobiological risk | RGO - Exempt Group (EN 62471) |
| Residual flicker | < 4% |
| Luminous flux maintenance | L90 B10 110,000h Tq= +40°C L90 B10 230,000h Tq= +25°C |
| Insulation class | I |
| Supply voltage | 110-277 Vac/110-250 Vdc: 50 W/72 W/101 W 160-277 Vac/160-250 Vdc: 144W 0/50/60Hz |
| Surge protection | 6 kV common mode and differential mode (IEC 61000-4-5) |
| Power factor | ≥ 0.95 |
| Type of power supply | Spring clamps and M20 cable gland |
| Max. conductor cross-section | 1 - 2.5 mm ² |
| Entry cable diameter | 10 - 14 mm |

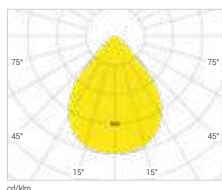
Versions with colour temperatures from 3000K to 6500K and ambient temperatures down to -40°C are also available.

TAISBOX-EX series junction boxes certified for zone 1, 2, 21, 22 complete with cable glands and terminals for larger cable diameters and/or in/out solutions are available on page 249.



TIGUA-EX pendant light fixture - Zones 1, 2, 21, 22

4,000 K - 230,000 h



Symmetrical 81° extra wide beam optics

| Power (W) | Nominal flux (lm) _{Tj=25 °C} | Output flux (lm) _{Tq=25 °C} | Max. ambient temperature (°C) | Version | Palazzoli code |
|-----------|---------------------------------------|--------------------------------------|-------------------------------|---------|-----------------|
| 50 | 6980 | 5808 | +50 | DALI | 817031EX |
| 72 | 9950 | 8280 | +40 | | 817032EX |
| 101 | 13950 | 11615 | +50 | | 817033EX |
| 144 | 19850 | 16560 | +40 | | 817034EX |

Equipment included: double chain bracket and busbar.

Notes: recommended installation height: between 4 m and 7 m.
The stated flux and power values may be subject to a +/- 7% tolerance.

Accessories TIGUA-EX



0 - 90° adjustable connection for catenary wire installation

| Manufacturing material | Palazzoli code |
|------------------------|----------------|
| galvanised steel | 811921 |



Swivelling connection 0 - 90° for double chain and busbar installation

| Manufacturing material | Palazzoli code |
|------------------------|----------------|
| galvanised steel | 811919 |



Kit with bracket for ceiling installation

| Manufacturing material | Palazzoli code |
|------------------------|----------------|
| galvanised steel | 811916 |



Set of brackets for installation with 60 mm Ø pole

| Manufacturing material | Palazzoli code |
|------------------------|----------------|
| galvanised steel | 811920 |



XTIGUA-EX pendant light fixtures - Zone 1, 2, 21, 22

4,000 K - 230,000 h



7

YEARS OF WARRANTY

2 YEARS OPTIONALLY EXTENDABLE TO 7



DIRECTIVES

2014/30/EU (EMC)
2014/34/EU (ATEX)
2011/65/EU (RoHS)
2012/19/EU (WEEE)

PRODUCT STANDARDS

EN 55015
EN 60079-0
EN 60079-18
EN 60079-31
EN 60079-7
EN 60598-1
EN 60598-2-1
EN 60598-2-5
EN 60598-2-22
EN 61000-3-2
EN 61000-3-3
EN 61547
EN 62311
EN 62493
EN 62471
IEC/TR 62778
EN 63000

| | |
|--|---|
| Atex execution - Gas | II 2G - Ex eb mb IIC T4 Gb |
| Atex execution - Dust | II 2D - Ex tb IIIC T 85°C Db |
| Body material | Marine aluminium alloy (EN 44300) |
| Surface treatment | Fluorozirconate passivation |
| Surface finish | Non-toxic polyester, anti UV, kiln-polymerised coating |
| Colour | RAL 9005 Jet black |
| Diffuser material | Extra clear tempered glass |
| Protection rating | IP66 |
| Impact resistance | 7J (body) 4J (glass) |
| Corrosivity category | Equivalent to C5-M / C4-H |
| Mounting system | Pendant mounting |
| Ambient operating temperature | -35°C - +50°C (-40°C on request) |
| Ambient storage temperature | -40°C - +70°C |
| Actual efficacy of the device | Up to 115 lm/W |
| Colour temperature | 4,000 K |
| Optics features | Non-ageing UV-resistant polycarbonate lenses sealed to the LED module by silicone resin |
| Colour rendering index according to EN 62717 | CRI ≥ 80 |
| Colour consistency | MacAdam 4-step |
| Photobiological risk | RGO - Exempt Group (EN 62471) |
| Residual flicker | < 4% |
| Luminous flux maintenance | L90 B10 110,000h Tq= +40°C L90 B10 230,000h Tq= +25°C |
| Insulation class | I |
| Supply voltage | 160-277 Vac/160-250 Vdc 0/50/60Hz |
| Surge protection | 6 kV common mode and differential mode (IEC 61000-4-5) |
| Power factor | ≥ 0.95 |
| Type of power supply | Spring clamps and M20 cable gland |
| Max. conductor cross-section | 1 - 2.5 mm ² |
| Entry cable diameter | 10 - 14 mm |

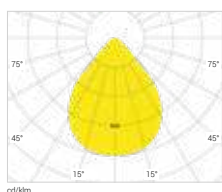
Versions with colour temperatures from 3000K to 6500K and ambient temperatures down to -40°C are also available.

TAISBOX-EX series junction boxes certified for zone 1, 2, 21, 22 complete with cable glands and terminals for larger cable diameters and/or in/out solutions are available on page 249.



XTIGUA-EX pendant light fixtures - Zone 1, 2, 21, 22

4,000 K - 230,000 h



Symmetrical 81° extra wide beam optics

| Power (W) | Nominal flux (lm) _{Tj=25°C} | Output flux (lm) _{Tq=25°C} | Max. ambient temperature (°C) | Version | Palazzoli code |
|-----------|--------------------------------------|-------------------------------------|-------------------------------|---------|-----------------|
| 151 | 20900 | 17365 | +45 | DALI | 818031EX |
| 216 | 29800 | 24840 | +40 | | 818032EX |
| 201 | 27800 | 23115 | +35 | | 818033EX |
| 288 | 39800 | 33120 | +30 | | 818034EX |

Equipment included: double chain bracket and busbar.

Notes: recommended installation height: between 9 m and 15 m.
The stated flux and power values may be subject to a +/- 7% tolerance.



Adjustable connection 0 - 90°
for double chain installation

| Manufacturing material | Palazzoli code |
|------------------------|----------------|
| galvanised steel | 819994 |

XTIGUA-EX

illuminates the Marcegaglia factory in Ravenna





META₁₅₀-EX pendant light fixture - Zones 2, 21, 22

4,000 K - 230,000 h



7

YEARS OF WARRANTY

2 YEARS OPTIONALLY EXTENDABLE TO 7



DIRECTIVES

2014/30/EU (EMC)
2014/34/EU (ATEX)
2011/65/EU (RoHS)
2012/19/EU (WEEE)

PRODUCT STANDARDS

EN 55015
EN 60079-0
EN 60079-18
EN 60079-31
EN 60079-7
EN 60598-1
EN 60598-2-1
EN 60598-2-5
EN 60598-2-22
EN 61000-3-2
EN 61000-3-3
EN 61547
EN 62311
EN 62493
EN 62471
IEC/TR 62778
EN 63000

| | |
|--|---|
| Atex execution - Gas | II 3G - Ex ec mc IIC T5 Gc |
| Atex execution - Dust | II 2D - Ex tb IIIC T 85°C Db |
| Body material | Aluminium alloy (EN 46100) |
| Surface treatment | Fluorozirconate passivation |
| Surface finish | Non-toxic polyester, anti UV, kiln-polymerised coating |
| Colour | RAL 9005 Jet black |
| Diffuser material | Extra clear tempered glass |
| Protection rating | IP66 |
| Impact resistance | 7J (body) 4J (glass) |
| Corrosivity category | Equivalent to C4-M / C3-H |
| Mounting system | Pendant mounting |
| Ambient operating temperature | -35°C - +40°C (-40°C - +50°C on request) |
| Ambient storage temperature | -40°C - +70°C |
| Actual efficacy of the device | Up to 148 lm/W |
| Colour temperature | 4,000 K |
| Optics features | Non-aging UV-resistant polycarbonate lenses with > 90% efficiency and > 95% transparency |
| Colour rendering index according to EN 62717 | CRI ≥ 80 |
| Colour consistency | MacAdam 3-step |
| Photobiological risk | RG0 - Exempt Group (EN 62471) |
| Residual flicker | < 4% |
| Luminous flux maintenance | L90 B10 110,000h Tq= +40°C L90 B10 230,000h Tq= +25°C |
| Insulation class | I |
| Supply voltage | 220 V-240 V 60 W 110-277 Vac/110-250 Vdc: 97W 160-277 Vac/160-250 Vdc: 112 W/134 W 0/50/60Hz |
| Surge protection | 6 kV common mode and differential mode (IEC 61000-4-5) |
| Power factor | ≥ 0.95 |
| Type of power supply | Spring clamps and M20 cable gland |
| Max. conductor cross-section | 1 - 2.5 mm ² |
| Entry cable diameter | 10 - 14 mm |

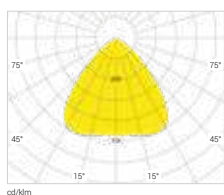
Versions with colour temperatures from 3000K to 6500K and ambient temperatures up to +50 °C are also available.

TAISBOX-EX series junction boxes certified for zone 1, 2, 21, 22 complete with cable glands and terminals for larger cable diameters and/or in/out solutions are available on page 249.



META₁₅₀-EX pendant light fixture - Zones 2, 21, 22

4,000 K - 230,000 h



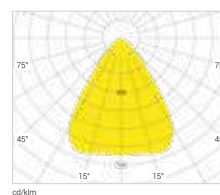
Extra wide beam optics, comfort 90°

| Power (W) | Nominal flux (lm)Tj=25° C | Output flux (lm)Tq=25° C | Max. ambient temperature (°C) | Version | Palazzoli code |
|-----------|---------------------------|--------------------------|-------------------------------|---------|-----------------|
| 60 | 10296 | 8748 | +50 | on-off | 810430EX |
| 97 | 17227 | 14356 | | | 810440EX |
| 112 | 20300 | 16576 | +40 | DALI | 810450EX |
| 134 | 24200 | 19832 | | | 810460EX |

Equipment included: quick connection for pendant mounting.

Notes: recommended installation height: between 5 m and 8 m.

The stated flux and power values may be subject to a +/- 7% tolerance.



75° medium beam optics

| Power (W) | Nominal flux (lm)Tj=25° C | Output flux (lm)Tq=25° C | Max. ambient temperature (°C) | Version | Palazzoli code |
|-----------|---------------------------|--------------------------|-------------------------------|---------|-----------------|
| 60 | 10296 | 8580 | +50 | on-off | 810431EX |
| 97 | 17227 | 14065 | | | 810441EX |
| 112 | 20300 | 16352 | +40 | DALI | 810451EX |
| 134 | 24200 | 19564 | | | 810461EX |

Equipment included: quick connection for pendant mounting.

Notes: recommended installation height: between 5 m and 8 m.

The stated flux and power values may be subject to a +/- 7% tolerance.

Accessories META₁₅₀-EX



Adjustable bracket for wall installation poles and light towers

| Manufacturing material | Palazzoli code |
|------------------------|----------------|
| galvanised steel | 810999 |



0-90° swivelling attachment for double chain and busbar installation

| Manufacturing material | Palazzoli code |
|------------------------|----------------|
| galvanised steel | 810996 |



Bracket for ceiling installation

| Manufacturing material | Palazzoli code |
|------------------------|----------------|
| galvanised steel | 810998 |



Catenary wire installation bracket 0-90° adjustable

| Manufacturing material | Palazzoli code |
|------------------------|----------------|
| galvanised steel | 810994 |



Bracket for double chain and busbar installation

| Manufacturing material | Palazzoli code |
|------------------------|----------------|
| galvanised steel | 810997 |



Bracket for installation with Ø 60 mm pole

| Manufacturing material | Palazzoli code |
|------------------------|----------------|
| galvanised steel | 810995 |



RINO-EX fluorescent - Zones 1, 2, 21, 22



| | |
|-------------------------------|-----------------------------------|
| Atex execution - Gas | II 2G - Ex e mb IIC T4 Gb |
| Atex execution - Dust | II 2D - Ex tb IIIC T 70°C Db |
| Body material | AISI 304 stainless steel |
| Surface treatment | Natural finish |
| Diffuser material | Extra clear tempered glass |
| Protection rating | IP66 |
| Impact resistance | 7J (body) 4J (glass) |
| Corrosivity category | Equivalent to C5-H |
| Mounting system | Provided with 2 M8 threaded holes |
| Ambient operating temperature | -40°C - +55°C |
| Ambient storage temperature | -40°C - +70°C |
| Lamp holder type | G13 T8 preventing the unhooking |
| Insulation class | I |
| Supply voltage | 110V - 230V - 240V 0/50/60Hz |
| Power factor | > 0.97 |
| Type of power supply | Spring clamps and M20 cable gland |
| Max. conductor cross-section | 1 - 2.5 mm ² |
| Entry cable diameter | 10 - 14 mm |



DIRECTIVES

2014/30/EU (EMC)
2014/34/EU (ATEX)
2011/65/EU (RoHS)
2012/19/EU (WEEE)

PRODUCT STANDARDS

EN 55015
EN 60079-0
EN 60079-18
EN 60079-31
EN 60079-7
EN 60598-1
EN 60598-2-1
EN 61000-3-2
EN 61000-3-3
EN 61547
EN 62311
EN 62493
EN 63000



RINO-EX fluorescent - Zones 1, 2, 21, 22



Light fixtures
in AISI 304 stainless steel

| Length (mm) | Power (W) | Tube type | Max. ambient temperature (°C) | Reflector | Version | Palazzoli code |
|-------------|-----------|-----------|-------------------------------|-----------|---------|-----------------|
| 690 | 1x18 | T8 | +55 | white | on-off | 822181EX |
| | 2x18 | | | | | 822182EX |
| 1300 | 1x36 | | | | | 822281EX |
| | 2x36 | | | | | 822282EX |

Features: fluorescent tubes are not included.
Light fixture predisposed with 2+1 M20 holes for in-out connection.
2 M8 threaded holes for fixing the accessories.

Accessories RINO-EX fluorescent



Pair of adjustable supports
for wall or ceiling installation

| Manufacturing material | Palazzoli code |
|--------------------------|----------------|
| AISI 304 stainless steel | 820010 |



Pairs of "V" supports
for ceiling installation

| Manufacturing material | Palazzoli code |
|--------------------------|----------------|
| AISI 304 stainless steel | 820017 |



Pairs of hooks
for pendant mounting

| Manufacturing material | Palazzoli code |
|--------------------------|----------------|
| AISI 304 stainless steel | 820011 |



Pendant mounting
and ceiling adaptation kit

| Manufacturing material | Palazzoli code |
|--------------------------|----------------|
| AISI 304 stainless steel | 820018 |

Notes: in the case of relamping, the adapter kit enables to adjust the fixing distances of the light fixture to those already present in the system.



Pair of collars
for mounting steel light fixtures
on tube

| Manufacturing material | Palazzoli code |
|--------------------------|----------------|
| AISI 304 stainless steel | 820016 |



Quick fastening kit
for ceiling mounting

| Manufacturing material | Palazzoli code |
|--------------------------|----------------|
| AISI 304 stainless steel | 820019 |



RINO-EX fluorescent - Zones 2, 21, 22



| | |
|-------------------------------|---|
| Atex execution - Gas | II 3G - Ex nA IIC T4 Gc |
| Atex execution - Dust | II 2D - Ex tb IIIC T 85°C Db |
| Body material | AISI 304 stainless steel |
| Surface treatment | Natural finish |
| Diffuser material | Extra clear tempered glass |
| Protection rating | IP66 |
| Impact resistance | 7J (body) 4J (glass) |
| Corrosivity category | Equivalent to C5-H |
| Mounting system | Pair of AISI 304 stainless steel hooks |
| Ambient operating temperature | -20°C - +40°C (2 tubes) -20°C - +50°C (1 tube) |
| Ambient storage temperature | -40°C - +70°C |
| Lamp holder type | G13 T8 |
| Insulation class | I |
| Rated voltage | 230V 50/60Hz |
| Power factor | > 0.90 |
| Type of power supply | Spring clamps and M20 cable gland |
| Max. conductor cross-section | 2.5 mm ² |
| Entry cable diameter | 10 - 14 mm |



DIRECTIVES

2014/30/EU (EMC)
2014/34/EU (ATEX)
2011/65/EU (RoHS)
2012/19/EU (WEEE)

PRODUCT STANDARDS

EN 55015
EN 60079-0
EN 60079-15
EN 60079-31
EN 60079-7
EN 60598-1
EN 60598-2-1
EN 61000-3-2
EN 61000-3-3
EN 61547
EN 62311
EN 62493
EN 63000



RINO-EX fluorescent - Zones 2, 21, 22



Light fixtures
in AISI 304 stainless steel

| Length (mm) | Power (W) | Tube type | Max. ambient temperature (°C) | Reflector | Version | Palazzoli code |
|-------------|-----------|-----------|-------------------------------|-----------|---------|-----------------|
| 690 | 1x18 | T8 | +50 | white | on-off | 822131EX |
| | 2x18 | | +40 | | | 822132EX |
| 1300 | 1x36 | | +50 | | | 822231EX |
| | 2x36 | | +40 | | | 822232EX |

Equipment included: pair of hooks in AISI 304 steel for pendant mounting code 820001.

Features: fluorescent tubes are not included.

Accessories RINO-EX fluorescent



Pairs of hooks
for pendant mounting

| Manufacturing material | Palazzoli code |
|--------------------------|----------------|
| AISI 304 stainless steel | 820001 |



Pair of adjustable supports
for wall and ceiling installation

| Manufacturing material | Palazzoli code |
|--------------------------|----------------|
| AISI 304 stainless steel | 820000 |



Pair of collars
for installation on pipe

| Manufacturing material | Palazzoli code |
|--------------------------|----------------|
| AISI 304 stainless steel | 820006 |



RINO-EX E27 - Zone 22



| | |
|-------------------------------|---|
| Atex execution - Dust | II 3D - Ex tc IIIC T 75°C Dc |
| Body material | Aluminium alloy |
| Surface treatment | Fluorozirconate passivation |
| Surface finish | Non-toxic polyester, anti UV, kiln-polymerised coating |
| Colour | RAL 7035 Light grey (body) RAL 2011 Deep orange (cage) |
| Diffuser material | Prismatic tempered glass |
| Protection rating | IP65 |
| Impact resistance | 7J (body) 4J (glass) |
| Corrosivity category | Equivalent to C4-M / C3-H |
| Mounting system | Ready for wall installation |
| Ambient operating temperature | -20°C - +40°C |
| Ambient storage temperature | -40°C - +70°C |
| Lamp holder type | E27 porcelain |
| Insulation class | I |
| Rated voltage | 230V 50/60Hz |
| Power factor | > 0.90 |
| Type of power supply | Spring clamps and M20 cable gland |
| Max. conductor cross-section | 2.5 mm ² |
| Entry cable diameter | 10 - 14 mm |



DIRECTIVES

2014/34/EU (ATEX)
2011/65/EU (RoHS)
2012/19/EU (WEEE)

PRODUCT STANDARDS

EN 60079-0
EN 60079-31
EN 60598-1
EN 60598-2-1
EN 63000



RINO-EX E27 - Zone 22



Oval light fixtures
in aluminium alloy

| Power (W) | Dimensions (W) | Lamp holder type | Max. ambient temperature (°C) | No. of entries | Version | Palazzoli code |
|-----------|----------------|------------------|-------------------------------|----------------|-----------------|-----------------|
| 18 | 119x112 | | | | | 831072EX |
| 28 | 226x130 | E27 | +40 | 1 | with steel cage | 831172EX |
| 53 | 295x170 | | | | | 831272EX |

Equipment included: internal and external earth screw and cable gland.



Round light fixture
in aluminium alloy

| Power (W) | Dimensions (W) | Lamp holder type | Max. ambient temperature (°C) | No. of entries | Version | Palazzoli code |
|-----------|----------------|------------------|-------------------------------|----------------|-----------------|-----------------|
| 28 | 200x182 | E27 | +40 | 1 | with steel cage | 830072EX |

Equipment included: internal and external earth screw and cable gland.


RINO-EX

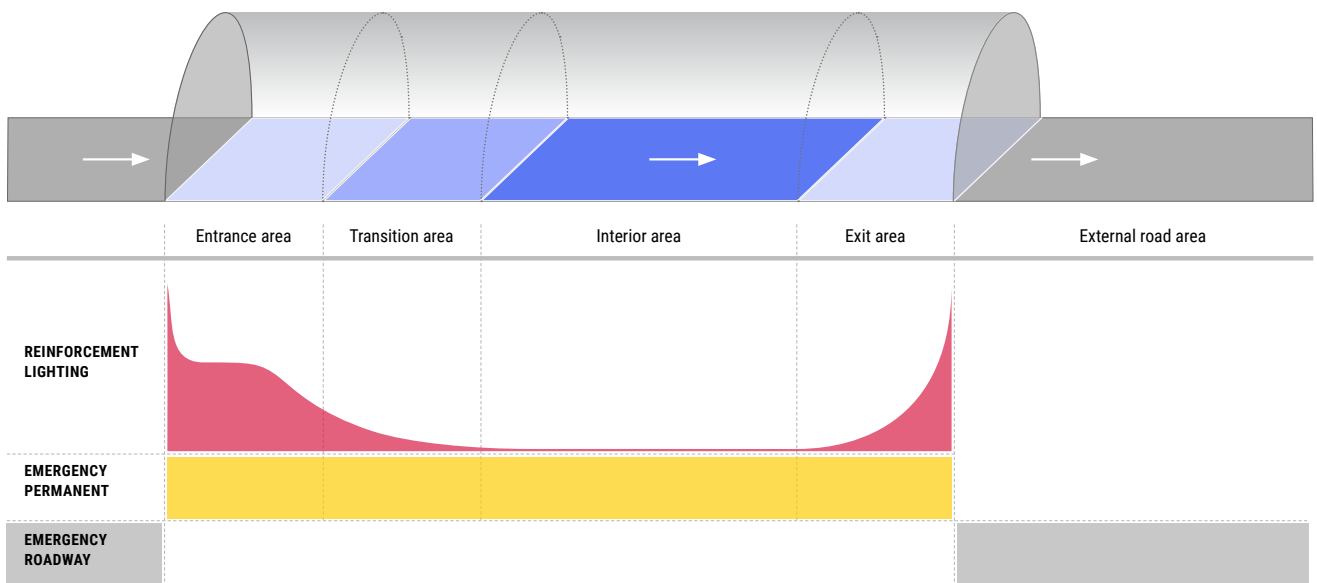
illuminates the technical premises of Esselunga in Milan



Infrastructure

Excellent lighting performance, high mechanical standards and product reliability are the basis of the success of Palazzoli's lighting solutions for roads and tunnels. Thanks to the wide variety of optical solutions developed, which allow for maximum versatility and customised solutions, the Company can meet any need, whatever the road cross-sections or installation heights of roads and motorways, roundabouts, junctions and car parks. The use of the latest LED technology gives the system economic and technical advantages.





Roadway

Page 399

Tunnels

Page 399

FIT 55

illuminates the Strada dei Parchi





Marine

LIGHT FIXTURES



RINO-NAVE LED

From 930 lm to 4240 lm
Page 419

WELL GLASS FIXTURE



RINO-NAVE LED WELL GLASS FIXTURE

1000 lm
Page 420

TRADITIONAL



RINO fluorescent

Page 423



NAVE E27

Page 425



Infrastructure

ROADWAY LIGHTING SYSTEM



FIT 55

From 2820 lm to 29920 lm
Page 403

TUNNEL LIGHT FIXTURES



TIGUA-T54

From 4160 lm to 15600 lm
Page 409



XTIGUA-T54

From 19470 lm to 49660 lm
Page 409

TUNNEL LIGHT FIXTURES



RINO-T54

From 3630 lm to 4835 lm
Page 413



XRINO-T54

From 8000 lm to 42000 lm
Page 413

FIT 55






FIT 55

3,000K - 4,000 K - 150,000 h

ADVANTAGES



FIT 55 is equipped with the FOS (FIT 55 Optical System), which allows the optics to be adjusted in up to 5 positions, even when the product is already installed, to change the front and side light emission. This makes it possible to improve uniformity between poles or to adjust the optics if the luminous flux glares off the road.


Reflectors made of 99.9% pure aluminium with silver PVD coating for high, long-lasting photometric efficiency and perfect glare control. The average luminous efficacy reaches 166 lm/W, with a lifetime of 150,000 hours at 25°C.



The isolator switch guarantees safe maintenance even without cutting of the power. The cover can be snapped off the body without tools. The electronic control unit is equipped protections against short-circuit, overvoltage and overtemperature.



Upon request, FIT 55 can be equipped or designed for the installation of NEMA or ZHAGA SOCKET, to centrally monitor and manage public lighting through wireless control that will allow integration with the IoT world.



To discover the features of FIT 55, scan the QR code.





FIT 55

3,000K - 4,000 K - 150,000 h



7 YEARS OF WARRANTY
2 YEARS OPTIONALLY EXTENDABLE TO 7



DIRECTIVES

2014/30/EU (EMC)
2014/35/EU (LVD)
2011/65/EU (RoHS)
2012/19/EU (WEEE)
2009/125/EC (ErP)
EU Reg. 2019/2020 (EcoDesign)

PRODUCT STANDARDS

EN 55015
EN 60598-1
EN 60598-2-1
EN 60598-2-3
EN 60598-2-5
EN 61000-3-2
EN 61000-3-3
EN 61547
EN 62311
EN 62493
EN 62471
IEC/TR 62778
EN 63000

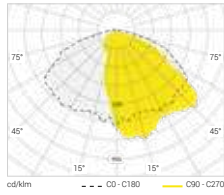
| | |
|-------------------------------|--|
| Body material | Aluminium alloy (EN 46100) |
| Surface treatment | Fluorozirconate passivation |
| Surface finish | Non-toxic polyester, anti UV, kiln-polymerised coating |
| Colour | Grey RAL 7011 |
| Diffuser material | Extra clear tempered glass |
| Protection rating | IP66 |
| Impact resistance | IK08 |
| Corrosivity category | Equivalent to C4-M / C3-H |
| Mounting system | Pole mount 42 - 76 mm Pole-top -5°- +20° Projecting bracket -20°- +5° |
| Ambient operating temperature | -30°C - +40°C (+55°C on request) |
| Ambient storage temperature | -40°C - +70°C |
| Wind load surface | Size S side 0.03 m ² - front 0.13 m ² Size M side 0.04 m ² - front 0.18 m ² |
| Actual efficacy of the device | Up to 166 lm/W |
| Colour temperature | 4,000 K - 3,000 K |
| Optics features | High efficacy 99.9% aluminium reflector |
| Colour rendering index values | CRI ≥ 70 |
| Colour consistency | MacAdam 4-step |
| Photobiological risk | RG0 - Exempt Group (EN 62471) |
| Residual flicker | < 1% |
| Luminous flux maintenance | L80 B10@150,000h Tq= +25°C |
| Insulation class | II - I |
| Supply voltage | 220-240V 50/60Hz |
| Surge protection | 10kV common mode 6 kV differential mode (EN 61000-4-5) |
| Power factor | ≥ 0.95 |
| Type of power supply | M20 cable gland with internal isolator switch for connection |
| Max. conductor cross-section | 1 - 2.5 mm ² |
| Entry cable diameter | 7 - 13 mm |

Special versions can be made by combining optics, power supplies and colour temperatures. NEMA, ZHAGA socket and CRI 80 versions are also available.

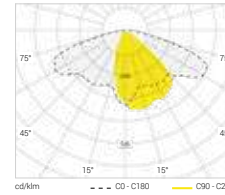


FIT 55 size S

3,000K - 4,000 K - 150,000 h



STR-AM roadway wide beam optics



STR-ST roadway narrow beam optics

| Power (W) | Nominal flux (lm)Tj=25° C | Output flux (lm)Tq=25° C | Diffuser | Version | Palazzoli code |
|-----------|---------------------------|--------------------------|----------|---------|----------------|
|-----------|---------------------------|--------------------------|----------|---------|----------------|

4,000K Class II

| | | | | | |
|----|-------|-------|----------------------|------------------|----------------------------------|
| 17 | 3386 | 2822 | glass | virtual midnight | 834110MV |
| 34 | 5983 | 4986 | | | 834120MV |
| 54 | 8693 | 7244 | | | 834130MV |
| 17 | 3386 | 2822 | | on-off | 834110 |
| 34 | 5983 | 4986 | | | 834120 |
| 54 | 8693 | 7244 | | | 834130 |
| 37 | 6906 | 5755 | | | 834210MV |
| 69 | 11966 | 9972 | | | virtual midnight 834220MV |
| 86 | 14520 | 12100 | | | 834230MV |
| 37 | 6906 | 5755 | | | 834210 |
| 69 | 11966 | 9972 | on-off 834220 | | |
| 86 | 14520 | 12100 | 834230 | | |

4,000K Class I

| | | | | | |
|----|-------|-------|-------|------------------|-----------------|
| 17 | 3386 | 2822 | glass | virtual midnight | 854110MV |
| 34 | 5983 | 4986 | | | 854120MV |
| 54 | 8693 | 7244 | | | 854130MV |
| 37 | 6906 | 5755 | | 854210MV | |
| 69 | 11966 | 9972 | | 854220MV | |
| 86 | 14520 | 12100 | | 854230MV | |

3,000K Class II

| | | | | | |
|----|-------|-------|-------|------------------|-----------------|
| 34 | 5342 | 4452 | glass | virtual midnight | 833120MV |
| 54 | 7764 | 6470 | | | 833130MV |
| 69 | 11248 | 9373 | | | 833220MV |
| 86 | 13644 | 11370 | | | 833230MV |

| Power (W) | Nominal flux (lm)Tj=25° C | Output flux (lm)Tq=25° C | Diffuser | Version | Palazzoli code |
|-----------|---------------------------|--------------------------|----------|---------|----------------|
|-----------|---------------------------|--------------------------|----------|---------|----------------|

4,000K Class II

| | | | | | |
|----|-------|-------|----------------------|------------------|----------------------------------|
| 17 | 3386 | 2822 | glass | virtual midnight | 834111MV |
| 34 | 5983 | 4986 | | | 834121MV |
| 54 | 8693 | 7244 | | | 834131MV |
| 17 | 3386 | 2822 | | on-off | 834111 |
| 34 | 5983 | 4986 | | | 834121 |
| 54 | 8693 | 7244 | | | 834131 |
| 37 | 6906 | 5755 | | | 834211MV |
| 69 | 11966 | 9972 | | | virtual midnight 834221MV |
| 86 | 14520 | 12100 | | | 834231MV |
| 37 | 6906 | 5755 | | | 834211 |
| 69 | 11966 | 9972 | on-off 834221 | | |
| 86 | 14520 | 12100 | 834231 | | |

4,000K Class I

| | | | | | |
|----|-------|-------|-------|------------------|-----------------|
| 17 | 3386 | 2822 | glass | virtual midnight | 854111MV |
| 34 | 5983 | 4986 | | | 854121MV |
| 54 | 8693 | 7244 | | | 854131MV |
| 37 | 6906 | 5755 | | 854211MV | |
| 69 | 11966 | 9972 | | 854221MV | |
| 86 | 14520 | 12100 | | 854231MV | |

3,000K Class II

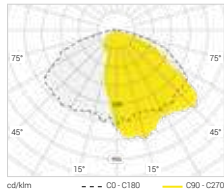
| | | | | | |
|----|-------|-------|-------|------------------|-----------------|
| 34 | 5342 | 4452 | glass | virtual midnight | 833121MV |
| 54 | 7764 | 6470 | | | 833131MV |
| 69 | 11248 | 9373 | | | 833221MV |
| 86 | 13644 | 11370 | | | 833231MV |

Equipment included: swivelling pole mount from -5° to +20° for pole-top application; from -20° to +5° for wall mounting with projecting arm. Suitable for poles with Ø from 42 mm to 76 mm.

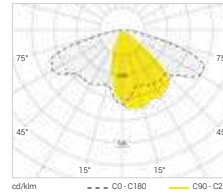


FIT 55 size M

3,000K - 4,000 K - 150,000 h



STR-AM roadway wide beam optics



STR-ST roadway narrow beam optics

| Power (W) | Nominal flux (lm)Tj=25° C | Output flux (lm)Tq=25° C | Diffuser | Version | Palazzoli code |
|-----------|---------------------------|--------------------------|----------|---------|----------------|
|-----------|---------------------------|--------------------------|----------|---------|----------------|

4,000K Class II

| | | | | | |
|-----|-------|-------|-------|----------|-----------------|
| 54 | 10160 | 8467 | | | 834310MV |
| 104 | 17950 | 14958 | | virtual | 834320MV |
| 145 | 24060 | 20050 | | midnight | 834330MV |
| 54 | 10160 | 8467 | | | 834310 |
| 104 | 17950 | 14958 | | on-off | 834320 |
| 145 | 24060 | 20050 | | | 834330 |
| 72 | 13547 | 11289 | | | 834410MV |
| 139 | 23933 | 19944 | | virtual | 834420MV |
| 177 | 29352 | 24460 | | midnight | 834430MV |
| 72 | 13547 | 11289 | | | 834410 |
| 139 | 23933 | 19944 | glass | on-off | 834420 |
| 177 | 29352 | 24460 | | | 834430 |
| 92 | 16933 | 14111 | | | 834510MV |
| 128 | 23194 | 19328 | | virtual | 834520MV |
| 174 | 29916 | 24930 | | midnight | 834530MV |
| 92 | 16933 | 14111 | | | 834510 |
| 128 | 23194 | 19328 | | on-off | 834520 |
| 174 | 29916 | 24930 | | | 834530 |
| 101 | 18665 | 15554 | | | 834610MV |
| 153 | 28448 | 23707 | | virtual | 834620MV |
| 209 | 35899 | 29916 | | midnight | 834630MV |

4,000K Class I

| | | | | | |
|------|-------|-------|-------|----------|-----------------|
| 54 | 10160 | 8467 | | | 854310MV |
| 104 | 17950 | 14958 | | | 854320MV |
| 145 | 24060 | 20050 | | | 854330MV |
| 72 | 13547 | 11289 | | | 854410MV |
| 139 | 23933 | 19944 | | | 854420MV |
| 177 | 29352 | 24460 | | | 854430MV |
| 91.5 | 16933 | 14111 | glass | virtual | 854510MV |
| 128 | 23194 | 19328 | | midnight | 854520MV |
| 174 | 29916 | 24930 | | | 854530MV |
| 101 | 18665 | 15554 | | | 854610MV |
| 153 | 28448 | 23707 | | | 854620MV |
| 209 | 35899 | 29916 | | | 854630MV |

3,000K Class II

| | | | | | |
|-----|-------|-------|-------|----------|-----------------|
| 104 | 16872 | 14060 | | | 833320MV |
| 145 | 22620 | 18850 | | | 833330MV |
| 139 | 22728 | 18940 | | | 833420MV |
| 177 | 27884 | 23237 | | | 833430MV |
| 128 | 22522 | 18768 | glass | virtual | 833520MV |
| 174 | 28420 | 23683 | | midnight | 833530MV |
| 153 | 27025 | 22521 | | | 833620MV |
| 209 | 34104 | 28420 | | | 833630MV |

| Power (W) | Nominal flux (lm)Tj=25° C | Output flux (lm)Tq=25° C | Diffuser | Version | Palazzoli code |
|-----------|---------------------------|--------------------------|----------|---------|----------------|
|-----------|---------------------------|--------------------------|----------|---------|----------------|

4,000K Class II

| | | | | | |
|-----|-------|-------|-------|----------|-----------------|
| 54 | 10160 | 8467 | | | 834311MV |
| 104 | 17950 | 14958 | | virtual | 834321MV |
| 145 | 24060 | 20050 | | midnight | 834331MV |
| 54 | 10160 | 8467 | | | 834311 |
| 104 | 17950 | 14958 | | on-off | 834321 |
| 145 | 24060 | 20050 | | | 834331 |
| 72 | 13547 | 11289 | | | 834411MV |
| 139 | 23933 | 19944 | | virtual | 834421MV |
| 177 | 29352 | 24460 | | midnight | 834431MV |
| 72 | 13547 | 11289 | | | 834411 |
| 139 | 23933 | 19944 | glass | on-off | 834421 |
| 177 | 29352 | 24460 | | | 834431 |
| 92 | 16933 | 14111 | | | 834511MV |
| 128 | 23194 | 19328 | | virtual | 834521MV |
| 174 | 29916 | 24930 | | midnight | 834531MV |
| 92 | 16933 | 14111 | | | 834511 |
| 128 | 23194 | 19328 | | on-off | 834521 |
| 174 | 29916 | 24930 | | | 834531 |
| 101 | 18665 | 15554 | | | 834611MV |
| 153 | 28448 | 23707 | | virtual | 834621MV |
| 209 | 35899 | 29916 | | midnight | 834631MV |

4,000K Class I

| | | | | | |
|------|-------|-------|-------|----------|-----------------|
| 54 | 10160 | 8467 | | | 854311MV |
| 104 | 17950 | 14958 | | | 854321MV |
| 145 | 24060 | 20050 | | | 854331MV |
| 72 | 13547 | 11289 | | | 854411MV |
| 139 | 23933 | 19944 | | | 854421MV |
| 177 | 29352 | 24460 | | | 854431MV |
| 91.5 | 16933 | 14111 | glass | virtual | 854511MV |
| 128 | 23194 | 19328 | | midnight | 854521MV |
| 174 | 29916 | 24930 | | | 854531MV |
| 101 | 18665 | 15554 | | | 854611MV |
| 153 | 28448 | 23707 | | | 854621MV |
| 209 | 35899 | 29916 | | | 854631MV |

3,000K Class II

| | | | | | |
|-----|-------|-------|-------|----------|-----------------|
| 104 | 16872 | 14060 | | | 833321MV |
| 145 | 22620 | 18850 | | | 833331MV |
| 139 | 22728 | 18940 | | | 833421MV |
| 177 | 27884 | 23237 | | | 833431MV |
| 128 | 22522 | 18768 | glass | virtual | 833521MV |
| 174 | 28420 | 23683 | | midnight | 833531MV |
| 153 | 27025 | 22521 | | | 833621MV |
| 209 | 34104 | 28420 | | | 833631MV |

Equipment included: swivelling pole mount from -5° to + 20° for pole-top application; from -20° to + 5° for wall mounting with projecting arm. Suitable for poles with Ø from 42 mm to 76 mm.



Accessories FIT 55



Single projecting bracket

| Manufacturing material | Palazzoli code |
|----------------------------------|----------------------|
| <p>painting galvanised steel</p> | <p>834901</p> |



Double projecting bracket

| Manufacturing material | Palazzoli code |
|----------------------------------|----------------------|
| <p>painting galvanised steel</p> | <p>834902</p> |



Wall installation bracket

| Manufacturing material | Palazzoli code |
|----------------------------------|----------------------|
| <p>painting galvanised steel</p> | <p>834903</p> |

TIGUA-T54





TIGUA-T54 and XTIGUA-T54

4,000 K - 100,000 h

ADVANTAGES



1

The body, made entirely of die-cast aluminium with a low copper content, guarantees high mechanical strength, excellent thermal performance and maximum reliability of the electronic components.

TIGUA-T54 ensures the highest standards of comfort and safety through the use of state-of-the-art LEDs.

The variety of optics used and the dedicated fixing systems satisfy any type of installation situation, achieving the perfect balance between visibility, safety and savings.



2



3

A wide range of quick-connect mounting brackets allows easy installation of the floodlights.

The electronics chosen for the internal components guarantee high technical lighting performance that lasts over time. Using Palazzoli-branded products means guaranteed quality and reliable performance.



4



TIGUA-T54 and XTIGUA-T54

4,000 K - 100,000 h



10 YEARS OF WARRANTY
2 YEARS WITH OPTIONAL EXTENSION TO 10



DIRECTIVES

2014/30/EU (EMC)
2014/35/EU (LVD)
2011/65/EU (RoHS)
2012/19/EU (WEEE)
2009/125/EC (ErP)
EU Reg. 2019/2020 (EcoDesign)

PRODUCT STANDARDS

EN 55015
EN 60598-1
EN 60598-2-1
EN 60598-2-3
EN 60598-2-5
EN 61000-3-2
EN 61000-3-3
EN 61547
EN 62311
EN 62493
EN 62471
IEC/TR 62778
EN 63000

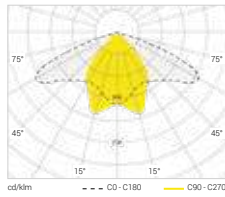
| | |
|-------------------------------|---|
| Body material | Low-copper aluminium alloy (EN 44300) |
| Surface treatment | Fluorozirconate passivation |
| Surface finish | Non-toxic polyester, anti UV, kiln-polymerised coating |
| Colour | Grey RAL 7011 |
| Diffuser material | Extra clear tempered glass |
| Protection rating | IP66 |
| Impact resistance | IK08 |
| Corrosivity category | Equivalent to C5-M / C4-H |
| Mounting system | Designed to accommodate supports for attachment to the channel |
| Ambient operating temperature | -30°C - +45°C (+55°C on request) |
| Ambient storage temperature | -40°C - +70°C |
| Actual efficacy of the device | Up to 119 lm/W |
| Colour temperature | 4,000 K |
| Optics features | Non-ageing, UV-resistant PMMA lenses with >90% efficiency and >95% transparency |
| Colour rendering index values | CRI ≥ 70 |
| Colour consistency | MacAdam 5-step |
| Photobiological risk | RGO - Exempt Group (EN 62471) |
| Residual flicker | < 1% |
| Luminous flux maintenance | L80 B20 100,000h Tq= +25°C |
| Insulation class | II |
| Supply voltage | 220-240V 50/60Hz |
| Surge protection | 8 kV common mode 10 kV differential mode (EN 61000-4-5) |
| Power factor | ≥ 0.98 |
| Type of power supply | Plug 1 6A 2P IP67 IEC EN 60309-1/-2 |

Special versions for remote control of the system can be made (radio frequency system, PLC, DALI, etc.).



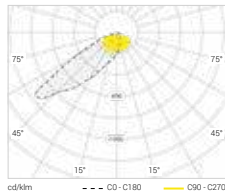
TIGUA-T54 size S

4,000 K - 100,000 h



Symmetrical axial and symmetrical transverse optics – PS3

| Power (W) | Nominal flux (lm)Tj=25° C | Output flux (lm)Tq=25° C | Diffuser | Version | Palazzoli code |
|------------------------------------|---------------------------|--------------------------|----------|----------------|----------------|
| Permanent and reinforcement | | | | | |
| 35 | 5220 | 4160 | glass | dimmmable 1-10 | 811404 |
| 51 | 7830 | 6240 | | | 811406 |
| 67 | 10440 | 8320 | | | 811408 |
| 75 | 11745 | 9360 | | | 811409 |
| 100 | 15660 | 12480 | | | 811412 |
| 116 | 18270 | 14560 | | | 811414 |
| 124 | 19575 | 15600 | | | 811415 |



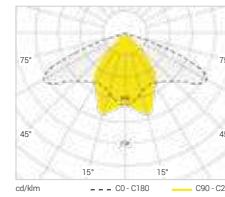
Axial counterbeam 52° and symmetrical transverse optics – RS1

| Power (W) | Nominal flux (lm)Tj=25° C | Output flux (lm)Tq=25° C | Diffuser | Version | Palazzoli code |
|------------------------------------|---------------------------|--------------------------|----------|----------------|----------------|
| Permanent and reinforcement | | | | | |
| 35 | 5220 | 4160 | glass | dimmmable 1-10 | 811504 |
| 51 | 7830 | 6240 | | | 811506 |
| 67 | 10440 | 8320 | | | 811508 |
| 105 | 15171 | 12643 | | | 811509 |
| 100 | 15660 | 12480 | | | 811512 |
| 116 | 18270 | 14560 | | | 811514 |
| 124 | 19575 | 15600 | | | 811515 |



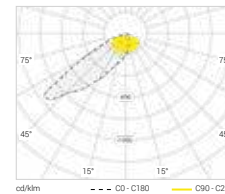
XTIGUA-T54 size M

4,000 K - 100,000 h



Symmetrical axial and symmetrical transverse optics – PS3

| Power (W) | Nominal flux (lm)Tj=25° C | Output flux (lm)Tq=25° C | Diffuser | Version | Palazzoli code |
|------------------------------------|---------------------------|--------------------------|----------|----------------|----------------|
| Permanent and reinforcement | | | | | |
| 152 | 23490 | 19468 | glass | dimmmable 1-10 | 812418 |
| 203 | 31320 | 25388 | | | 812424 |
| 253 | 39150 | 31850 | | | 812430 |



Axial counterbeam 52° and symmetrical transverse optics – RS1

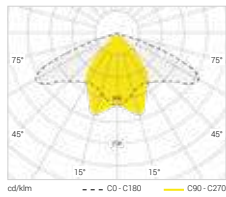
| Power (W) | Nominal flux (lm)Tj=25° C | Output flux (lm)Tq=25° C | Diffuser | Version | Palazzoli code |
|------------------------------------|---------------------------|--------------------------|----------|----------------|----------------|
| Permanent and reinforcement | | | | | |
| 152 | 23490 | 19275 | glass | dimmmable 1-10 | 812518 |
| 203 | 31320 | 25137 | | | 812524 |
| 253 | 39150 | 31535 | | | 812530 |

Equipment included: power supply with 16A 2P IP67 plug according to IEC EN 60309-1/-2 with 1.5 mm² FTG180M16 cable. The stated flux and power values may be subject to a +/- 7% tolerance.



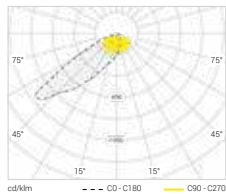
XTIGUA-T54 size L

4,000 K - 100,000 h



Symmetrical axial and symmetrical transverse optics – PS3

| Power (W) | Nominal flux (lm)Tj=25° C | Output flux (lm)Tq=25° C | Diffuser | Version | Palazzoli code |
|------------------------------------|---------------------------|--------------------------|----------|---------------|----------------|
| Permanent and reinforcement | | | | | |
| 303 | 46980 | 38220 | glass | dimmable 1-10 | 812436 |
| 349 | 54810 | 43863 | | | 812442 |
| 397 | 62640 | 49663 | | | 812448 |



Axial counterbeam 52° and symmetrical transverse optics – RS1

| Power (W) | Nominal flux (lm)Tj=25° C | Output flux (lm)Tq=25° C | Diffuser | Version | Palazzoli code |
|------------------------------------|---------------------------|--------------------------|----------|---------------|----------------|
| Permanent and reinforcement | | | | | |
| 303 | 46980 | 37841 | glass | dimmable 1-10 | 812536 |
| 349 | 54810 | 43429 | | | 812542 |
| 397 | 62640 | 48171 | | | 812548 |



Pair of quick-release supports

| Manufacturing material | Channel dimensions | Palazzoli code |
|--------------------------|--------------------|----------------|
| AISI 304 stainless steel | 100x75 | 811900 |
| | 200x75 | 811901 |
| | 300x75 | 811902 |
| | 100x100 | 811903 |
| | 200x100 | 811904 |
| | 300x100 | 811905 |



Pair of quick-release brackets for transversal adjustment

| Manufacturing material | Channel dimensions | Palazzoli code |
|--------------------------|--------------------|----------------|
| AISI 304 stainless steel | 100x75 | 811925 |
| | 200x75 | 811926 |
| | 300x75 | 811927 |
| | 100x100 | 811928 |
| | 200x100 | 811929 |
| | 300x100 | 811930 |



Pair of screw mounting supports

| Manufacturing material | Channel dimensions | Palazzoli code |
|--------------------------|--------------------|----------------|
| AISI 304 stainless steel | 100x75 | 811906 |



Pair of adjustable supports for screw mounting for transversal adjustment

| Manufacturing material | Channel dimensions | Palazzoli code |
|--------------------------|--------------------|----------------|
| AISI 304 stainless steel | 100x75 | 811907 |

Equipment included: power supply with 16A 2P IP67 plug according to IEC EN 60309-1/-2 with 1.5 mm² FTG180M16 cable. The stated flux and power values may be subject to a +/- 7% tolerance.



Accessories TIGUA -T54 AND XTIGUA-T54



Pair of quick-release supports for axial adjustment, for size S

| Manufacturing material | Axial adjustment | Channel dimensions | Palazzoli code |
|--------------------------|------------------|--------------------|----------------|
| AISI 304 stainless steel | 6° | 100x75 | 811931 |
| | | 200x75 | 811932 |
| | | 300x75 | 811933 |
| | | 100x100 | 811934 |
| | | 200x100 | 811935 |
| | | 300x100 | 811936 |
| | 8° | 100x75 | 811937 |
| | | 200x75 | 811938 |
| | | 300x75 | 811939 |
| | | 100x100 | 811940 |
| | | 200x100 | 811941 |
| | | 300x100 | 811942 |
| | 10° | 100x75 | 811943 |
| | | 200x75 | 811944 |
| | | 300x75 | 811945 |
| | | 100x100 | 811946 |
| | | 200x100 | 811947 |
| | | 300x100 | 811948 |



Pair of quick-release supports for axial adjustment, for size M

| Manufacturing material | Axial adjustment | Channel dimensions | Palazzoli code |
|--------------------------|------------------|--------------------|----------------|
| AISI 304 stainless steel | 6° | 100x75 | 812931M |
| | | 200x75 | 812932M |
| | | 300x75 | 812933M |
| | | 100x100 | 812934M |
| | | 200x100 | 812935M |
| | | 300x100 | 812936M |
| | 8° | 100x75 | 812937M |
| | | 200x75 | 812938M |
| | | 300x75 | 812939M |
| | | 100x100 | 812940M |
| | | 200x100 | 812941M |
| | | 300x100 | 812942M |
| | 10° | 100x75 | 812943M |
| | | 200x75 | 812944M |
| | | 300x75 | 812945M |
| | | 100x100 | 812946M |
| | | 200x100 | 812947M |
| | | 300x100 | 812948M |



Pair of quick-release supports for axial adjustment, for size L

| Manufacturing material | Axial adjustment | Channel dimensions | Palazzoli code |
|--------------------------|------------------|--------------------|----------------|
| AISI 304 stainless steel | 6° | 100x75 | 812931L |
| | | 200x75 | 812932L |
| | | 300x75 | 812933L |
| | | 100x100 | 812934L |
| | | 200x100 | 812935L |
| | | 300x100 | 812936L |
| | 8° | 100x75 | 812937L |
| | | 200x75 | 812938L |
| | | 300x75 | 812939L |
| | | 100x100 | 812940L |
| | | 200x100 | 812941L |
| | | 300x100 | 812942L |
| | 10° | 100x75 | 812943L |
| | | 200x75 | 812944L |
| | | 300x75 | 812945L |
| | | 100x100 | 812946L |
| | | 200x100 | 812947L |
| | | 300x100 | 812948L |



RINO-T54 and XRINO-T54

4,000 K - 240,000 h



10 YEARS OF WARRANTY
2 YEARS WITH OPTIONAL EXTENSION TO 10



DIRECTIVES

2014/30/EU (EMC)
2014/35/EU (LVD)
2011/65/EU (RoHS)
2012/19/EU (WEEE)
2009/125/EC (ErP)
EU Reg. 2019/2020 (EcoDesign)

PRODUCT STANDARDS

EN 55015
EN 60598-1
EN 60598-2-1
EN 60598-2-3
EN 60598-2-5
EN 61000-3-2
EN 61000-3-3
EN 61547
EN 62311
EN 62493
EN 62471
IEC/TR 62778
EN 63000

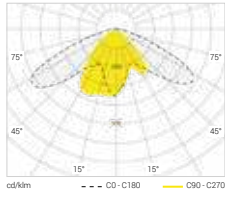
| | |
|-------------------------------|--|
| Body material | AISI 316L stainless steel |
| Surface treatment | Natural finish |
| Diffuser material | Extra clear tempered glass |
| Protection rating | IP66 |
| Impact resistance | IK09 |
| Corrosivity category | Equivalent to C5-H |
| Mounting system | Designed to accommodate supports for attachment to the channel |
| Ambient operating temperature | -30°C - +40°C |
| Ambient storage temperature | -30°C - +70°C |
| Actual efficacy of the device | Up to 145 lm/W |
| Colour temperature | 4,000 K |
| Optics features | High efficacy 99.9% aluminium reflector |
| Colour rendering index values | CRI ≥ 70 |
| Colour consistency | MacAdam 5-step |
| Photobiological risk | RG0 - Exempt Group (EN 62471) |
| Residual flicker | < 3% |
| Luminous flux maintenance | L80 B10 240.000h Tq= +25°C |
| Insulation class | II |
| Supply voltage | 220-240V 50/60Hz |
| Surge protection | 10kV common mode and differential mode (EN 61000-4-5) |
| Power factor | ≥ 0.98 |
| Type of power supply | Plug 16A 2P IP67 IEC EN 60309-1/-2 |

Special versions for remote control of the system can be made (radio frequency system, PLC, DALI, etc.).



XRINO-T54 size S

4,000 K - 240,000 h



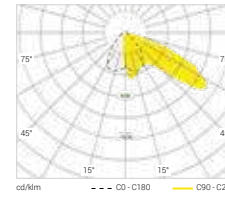
Symmetrical axial and asymmetrical transverse optics – PA5

| Power (W) | Nominal flux (lm)Tj=25° C | Output flux (lm)Tq=25° C | Diffuser | Version | Palazzoli code |
|------------------|---------------------------|--------------------------|----------|---------------|----------------|
| Permanent | | | | | |
| 25 | 4353 | 3628 | glass | dimmable 1-10 | 829110 |
| 35 | 5800 | 4827 | | | 829120 |
| 45 | 7200 | 6000 | | | 829130 |



XRINO-T54 size L

4,000 K - 240,000 h



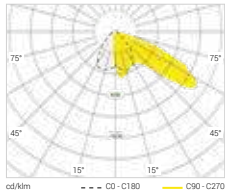
Axial counterbeam 55° and symmetrical transverse optics – RS5

| Power (W) | Nominal flux (lm)Tj=25° C | Output flux (lm)Tq=25° C | Diffuser | Version | Palazzoli code |
|----------------------|---------------------------|--------------------------|----------|---------------|----------------|
| Reinforcement | | | | | |
| 197 | 36000 | 30000 | glass | dimmable 1-10 | 829231 |
| 260 | 45600 | 38000 | | | 829232 |
| 300 | 50400 | 42000 | | | 829233 |



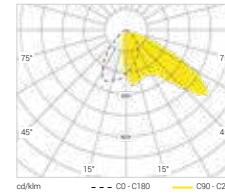
XRINO-T54 size M

4,000 K - 240,000 h



Axial counterbeam 55° and symmetrical transverse optics – RS5

| Power (W) | Nominal flux (lm)Tj=25° C | Output flux (lm)Tq=25° C | Diffuser | Version | Palazzoli code |
|----------------------|---------------------------|--------------------------|----------|---------------|----------------|
| Reinforcement | | | | | |
| 56 | 9600 | 8000 | glass | dimmable 1-10 | 829211 |
| 75 | 12,000 | 10000 | | | 829212 |
| 104 | 19200 | 16000 | | | 829221 |
| 158 | 27600 | 23000 | | | 829222 |



Axial counterbeam 55° and asymmetrical transverse optics – RA5

| | | | | | |
|-----|-------|-------|-------|---------------|---------------|
| 197 | 36000 | 30000 | glass | dimmable 1-10 | 829331 |
| 260 | 45600 | 38000 | | | 829332 |
| 300 | 50400 | 42000 | | | 829333 |



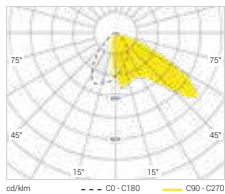
Bracket for quick fastening to floodlight channel – size S

| Manufacturing material | Channel dimensions | Palazzoli code |
|---------------------------|--------------------|----------------|
| AISI 316L stainless steel | 100x75 / 100x100 | 829001 |
| | 200x75 / 200x100 | 829002 |
| | 300x75 / 300x100 | 829003 |



Bracket for quick fastening to floodlight channel – size M

| Manufacturing material | Channel dimensions | Palazzoli code |
|---------------------------|--------------------|----------------|
| AISI 316L stainless steel | 100x75 / 100x100 | 829101 |
| | 200x75 / 200x100 | 829102 |
| | 300x75 / 300x100 | 829103 |



Axial counterbeam 55° and asymmetrical transverse optics – RA5

| | | | | | |
|-----|--------|-------|-------|---------------|---------------|
| 56 | 9600 | 8000 | glass | dimmable 1-10 | 829311 |
| 75 | 12,000 | 10000 | | | 829312 |
| 104 | 19200 | 16000 | | | 829321 |
| 158 | 27600 | 23000 | | | 829322 |



Bracket for quick fastening to floodlight channel size L

| Manufacturing material | Channel dimensions | Palazzoli code |
|---------------------------|--------------------|----------------|
| AISI 316L stainless steel | 100x75 / 100x100 | 829201 |
| | 200x75 / 200x100 | 829202 |
| | 300x75 / 300x100 | 829203 |

Equipment included: power supply with 16A 2P IP67 plug according to IEC EN 60309-1/-2 with 1.5 mm² FTG180M16 cable.
The stated flux and power values may be subject to a +/- 7% tolerance.

Marine

Thanks to the knowledge acquired in more than one hundred years of experience on military ships and submarines, oil platforms and cruise ships, Palazzoli is now able to offer a series of products whose technology meets all the requirements of the sector. The ceiling lights are available in stainless steel for outdoors or galvanised steel for indoors. They are corrosion resistant thanks to the buttons that replace the welds and guarantee high performance over time thanks to the materials used.





From over one hundred years of experience with military ships and submarines, oil platforms and cruise ships, Palazzoli has built its in-depth knowledge of a sector to which it is now able to offer technology suitable for any application. Stainless steel versions for outdoors or galvanised steel versions for indoors are the Company's workhorse.

LED light fixtures

Page 419

Traditional

Page 423

RINO-NAVE





RINO-NAVE LED

4,000 K - 50,000 h

ADVANTAGES



1

The total absence of welds replaced by "embossings" guarantees the stainlessness of the product and consequently its extreme durability. The painted AISI 316L stainless steel body is ideal for outdoor installation in marine environments.

Long-lasting efficiency is guaranteed by the diffuser made of unbreakable, self-extinguishing (V2 grade), UV-stabilised, non-yellowing polycarbonate.



2

The naval light fixtures are equipped with stainless steel fixing pins with integrated anti-vibration system. Stainless steel click connections guarantee perfect tightness and maximum impact resistance.



3

Colour rendering is ensured by the use of light sources with Colour Rendering Index (CRI) 90. The emission of the luminous flux is controlled by a protective cover that can make the outgoing light beam more uniform.



4



RINO-NAVE LED

4,000 K - 50,000 h



4

YEARS OF WARRANTY

2 YEARS WITH OPTIONAL EXTENSION TO 4



DIRECTIVES

2014/30/EU (EMC)
2014/35/EU (LVD)
2011/65/EU (RoHS)
2012/19/EU (WEEE)
2009/125/EC (ErP)
EU Reg. 2019/2020 (EcoDesign)

PRODUCT STANDARDS

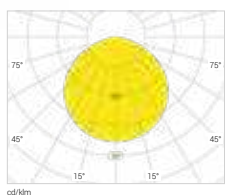
EN 55015
EN 60598-1
EN 60598-2-1
EN 60598-2-22
EN 60598-2-24
EN 61000-3-2
EN 61000-3-3
EN 61547
EN 62311
EN 62493
EN 62471
IEC/TR 62778
EN 63000

| | |
|---------------------------------|--|
| Body material | Painted AISI 316L stainless steel Painted galvanised steel |
| Surface finish | Non-toxic polyester, anti UV, kilm-polymerised coating |
| Colour | RAL 9016 |
| Diffuser material | Transparent and opal polycarbonate |
| Protection rating | IP66/IP67 |
| Impact resistance | IK09 |
| Corrosivity category | Equivalent to C5-H AISI 316L stainless steel C5-M / C4-H painted galvanised steel |
| Mounting system | Provided with 2 M8 threaded holes |
| Ambient operating temperature | -25°C - +50°C 0°C - +35°C (emergency versions) |
| Ambient storage temperature | -40°C - +70°C -30°C - +50°C (emergency versions) |
| Actual efficacy of the device | Up to 106 lm/W |
| Colour temperature | 4,000 K |
| Optics features | Non-ageing and UV-resistant PMMA lenses |
| Colour rendering index values | CRI ≥ 90 |
| Colour consistency | MacAdam 3-step |
| Photobiological risk | RG0 - Exempt Group (EN 62471) |
| Residual flicker | < 1% |
| Luminous flux maintenance | L80 B20 @50,000 h Tq= +25°C |
| Emergency battery lifetime | 3h |
| Emergency battery charging time | 24h |
| Insulation class | I |
| Supply voltage | 200-240V 0/50/60Hz |
| Surge protection | 2 kV common mode and differential mode (EN 61000-4-5) |
| Power factor | ≥ 0.90 |
| Type of power supply | Screw terminals and M20 cable glands |
| Max. conductor cross-section | 2.5 mm ² |
| Entry cable diameter | 7 to 15 mm |

RINO-NAVE LED

690 mm

4,000 K - 50,000 h



110° symmetrical optics

| Power (W) | Nominal flux (lm)Tj=25° C | Output flux (lm)Tq=25° C | Diffuser | Version | Palazzoli code |
|-----------|---------------------------|--------------------------|----------|---------|----------------|
|-----------|---------------------------|--------------------------|----------|---------|----------------|

Painted galvanised steel

| | | | | | |
|----|------|------|---------------------------|--------|---------------|
| 20 | 2200 | 2123 | transparent polycarbonate | on-off | 849141 |
| 40 | 4400 | 4244 | polycarbonate | | 849142 |
| 20 | 2200 | 1935 | opal polycarbonate | on-off | 841141 |
| 40 | 4400 | 3870 | polycarbonate | | 841142 |

Emergency

| | | | | | |
|----|------|-------------------|---------------------------|-----------|---------------|
| 20 | 2200 | 2123 962 in EM | transparent polycarbonate | on-off | 849171 |
| 40 | 4400 | 4244 945 in EM | polycarbonate | emergency | 849172 |
| 20 | 2200 | 1935 962 in EM | opal polycarbonate | 3h | 841171 |

Painted AISI 316L stainless steel

| | | | | | |
|----|------|------|--------------------|--------|---------------|
| 20 | 2200 | 1935 | opal polycarbonate | on-off | 878141 |
| 40 | 4400 | 3870 | polycarbonate | | 878142 |

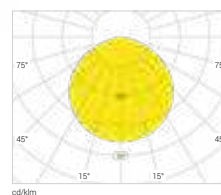
Bulkhead

| | | | | | |
|----|------|------|--------------------|--------|---------------|
| 20 | 2200 | 1935 | opal polycarbonate | on-off | 878741 |
| 40 | 4400 | 3870 | polycarbonate | | 878742 |

RINO-NAVE LED

1,300 mm

4,000 K - 50,000 h



110° symmetrical optics

| Power (W) | Nominal flux (lm)Tj=25° C | Output flux (lm)Tq=25° C | Diffuser | Version | Palazzoli code |
|-----------|---------------------------|--------------------------|----------|---------|----------------|
|-----------|---------------------------|--------------------------|----------|---------|----------------|

Painted galvanised steel

| | | | | | |
|----|------|------|---------------------------|--------|---------------|
| 40 | 4400 | 4244 | transparent polycarbonate | on-off | 849243 |
| | | 3870 | opal polycarbonate | | 841243 |

Emergency

| | | | | | |
|----|------|-----------|---------------------------|-----------|---------------|
| 40 | 4400 | 4244 | transparent polycarbonate | on-off | 849273 |
| | | 920 in EM | opal | emergency | 841273 |
| | | 3870 | polycarbonate | 3h | |

Painted AISI 316L stainless steel

| | | | | | |
|----|------|------|--------------------|--------|---------------|
| 40 | 4400 | 3870 | opal polycarbonate | on-off | 878243 |
|----|------|------|--------------------|--------|---------------|



Pair of supports for bulkhead installation

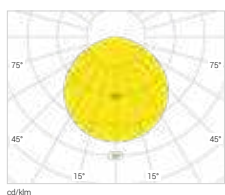
| Manufacturing material | Palazzoli code |
|---------------------------|----------------|
| AISI 316L stainless steel | 820007 |

Equipment included: 2 terminal blocks 2P+T for supply line entry/exit.
2 cable glands and 1 nickel-plated brass cap.
The indicated flux and power values have a tolerance of +/-7%.

**RINO-NAVE LED**

460 mm

4,000 K - 50,000 h

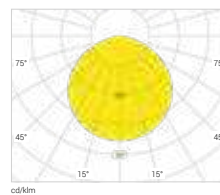


110° symmetrical optics

| Power (W) | Nominal flux (lm)Tj=25° C | Output flux (lm)Tq=25° C | Diffuser | Version | Palazzoli code |
|---------------------------------|---------------------------|--------------------------|--------------------|---------|----------------|
| Painted galvanised steel | | | | | |
| 21 | 2646 | 2205 | opal polycarbonate | on-off | 841040 |

**RINO-NAVE LED**
WELL GLASS FIXTURE

4,000 K - 50,000 h



110° symmetrical optics

| Power (W) | Nominal flux (lm)Tj=25° C | Output flux (lm)Tq=25° C | Diffuser | Version | Palazzoli code |
|------------------------|---------------------------|--------------------------|----------|---------|----------------|
| Aluminium alloy | | | | | |
| 10 | 1200 | 1,000 | glass | on-off | 813001 |



Wall installation bracket

| Manufacturing material | Palazzoli code |
|---------------------------|----------------|
| AISI 316L stainless steel | 813101 |

Equipment included: 1 cable glands and 1 nickel-plated brass cap.
The indicated flux and power values have a tolerance of +/-7%.

Equipment included: 1 connector
The indicated flux and power values have a tolerance of +/-7%.

RINO-NAVE

illuminates the MSC Seaside ship





RINO-NAVE fluorescent



| | |
|---------------------------------|---|
| Body material | AISI 316L stainless steel Painted galvanised steel |
| Surface finish | Non-toxic polyester, anti UV, kiln-polymerised coating |
| Colour | RAL 9016 |
| Diffuser material | Transparent and opal polycarbonate |
| Protection rating | IP66/IP67 |
| Impact resistance | IK09 |
| Corrosivity category | Equivalent to C5-H AISI 304 stainless steel C5-M / C4-H painted galvanised steel |
| Mounting system | Provided with 2 M8 threaded holes |
| Ambient operating temperature | -25°C - +50°C 0 °C - +35 °C (emergency versions) |
| Ambient storage temperature | -40°C - +70°C -30°C - +50°C (emergency versions) |
| Lamp holder type | G5 T5 |
| Emergency battery lifetime | 1h |
| Emergency battery charging time | 24h |
| Insulation class | I |
| Supply voltage | 220-240V 0/50/60Hz |
| Power factor | > 0.90 |
| Type of power supply | Screw terminals and M20 cable glands |
| Max. conductor cross-section | 2.5 mm ² |
| Entry cable diameter | 7 to 15 mm |



DIRECTIVES

2014/30/EU (EMC)
2014/35/EU (LVD)
2011/65/EU (RoHS)
2012/19/EU (WEEE)
2009/125/EC (ErP)
EU Reg. 2019/2020 (EcoDesign)

PRODUCT STANDARDS

EN 55015
EN 60598-1
EN 60598-2-1
EN 60598-2-22
EN 60598-2-24
EN 61000-3-2
EN 61000-3-3
EN 61547
EN 62311
EN 62493
EN 63000



RINO-NAVE fluorescent



Light fixtures in painted galvanised steel

| Length (mm) | Power (W) | Tube type | Diffuser | Reflector | Version | Palazzoli code |
|-------------|-----------|-----------|---------------------------|-----------|--------------|----------------|
| 690 | 2x14 | T5 | transparent polycarbonate | white | on-off | 849062 |
| | 2x24 | | | | emergency 1h | 849562 |
| | 1+1x14 | | | | emergency 1h | 849011 |
| | 1+1x24 | | | | emergency 1h | 849511 |
| 1300 | 2x28 | T5 | opal polycarbonate | white | on-off | 849462 |
| | 1+1x28 | | | | emergency 1h | 849411 |
| 690 | 2x14 | T5 | opal polycarbonate | white | on-off | 841062 |
| | 2x24 | | | | emergency 1h | 841562 |
| | 1+1x14 | | | | emergency 1h | 841011 |
| 1300 | 2x28 | T5 | opal polycarbonate | white | on-off | 841462 |
| | 1+1x28 | | | | emergency 1h | 841411 |

Equipment included: 2 terminal blocks 2P+T for supply line entry/exit.

2 cable glands and 1 nickel-plated brass cap.

Fixing kit with screws, gaskets and washers.

Features: fluorescent tubes are not included.

Notes: for light fixtures in emergency the operating temperature is 0 °C - +35 °C.



Painted 316L stainless steel light fixtures

| Length (mm) | Power (W) | Tube type | Diffuser | Reflector | Version | Palazzoli code |
|-------------|-----------|-----------|--------------------|-----------|---------|----------------|
| 690 | 2x14 | T5 | opal polycarbonate | white | on-off | 879062 |
| | 2x24 | | | | on-off | 879562 |
| 1300 | 2x28 | T5 | opal polycarbonate | white | on-off | 879462 |

Equipment included: 2 terminal blocks 2P+T for supply line entry/exit.

2 cable glands and 1 nickel-plated brass cap.

Fixing kit with screws, gaskets and washers.

Features: fluorescent tubes are not included.



Painted 316L stainless steel light fixtures for bulkhead

| Length (mm) | Power (W) | Tube type | Diffuser | Reflector | Version | Palazzoli code |
|-------------|-----------|-----------|--------------------|-----------|---------|----------------|
| 690 | 2x14 | T5 | opal polycarbonate | white | on-off | 881062 |
| | 2x24 | | | | on-off | 881562 |

Equipment included: 2 terminal blocks 2P+T for supply line entry/exit.

Features: fluorescent tubes are not included.

Notes: the light fixture is completed with the code 820007.



Pair of supports for bulkhead installation

| Manufacturing material | Palazzoli code |
|---------------------------|----------------|
| AISI 316L stainless steel | 820007 |



NAVE E27 bulkhead light fixtures and cylindrical well glass fixtures



| | |
|-------------------------------|---|
| Body material | Brass (EN 46100) |
| Surface treatment | Fluorozirconate passivation |
| Surface finish | Non-toxic polyester, anti UV, kiln-polymerised coating |
| Colour | RAL 7040 (brass) RAL 7042 (thermosetting GRP) |
| Diffuser material | Prismatic tempered glass |
| Protection rating | IP66 |
| Impact resistance | IK07 |
| Mounting system | Ready for wall installation |
| Ambient operating temperature | -40°C - +70°C |
| Ambient storage temperature | -50°C - +80°C |
| Lamp holder type | Type E27 in porcelain |
| Insulation class | I |
| Supply voltage | 230V 0/50/60Hz |
| Type of power supply | M20 cable gland |
| Max. conductor cross-section | 2.5 mm ² |
| Entry cable diameter | 7 - 13 mm |



DIRECTIVES

2014/30/EU (EMC)
2011/65/EU (RoHS)
2012/19/EU (WEEE)
2009/125/EC (ErP)
EU Reg. 2019/2020 (EcoDesign)

PRODUCT STANDARDS

EN 60598-1
EN 60598-2-1
EN 63000



NAVE E27 bulkhead light fixtures and cylindrical well glass fixtures



Bulkhead light fixtures
in painted brass

| Power (W) | Dimensions (W) | Lamp holder type | Diffuser | No. of cable glands | Version | Palazzoli code |
|-----------|----------------|------------------|----------|---------------------|-----------|----------------|
| 60 | 199x112 | E27 | glass | 2 | UNAV 2135 | 831089 |
| 75 | 226x130 | | | | | 831189 |
| 100 | 295x170 | | | | | 831289 |

Equipment included: M24x1.5 brass cable glands. Internal and external earth screws.



Stainless steel wire protection cage
for oval light fixtures
type UNAV 2135

| Manufacturing material | Light fixture power (W) | Palazzoli code |
|------------------------|-------------------------|----------------|
| Stainless steel | 60 | 831527 |
| | 75 | 831627 |
| | 100 | 831727 |



Swann bayonet lamp holder

| Manufacturing material | Type | Palazzoli code |
|------------------------|---------------|----------------|
| brass | B 22d 4A 250V | 859412 |



Cylindrical well glass fixture
in painted brass

| Power (W) | Lamp holder type | Diffuser | No. of cable glands | Version | Palazzoli code |
|-----------|------------------|----------|---------------------------------|-----------|----------------|
| 75 | E27 | glass | 2 opposite | UNAV 2132 | 850143 |
| 60 | | | 2 combined bulkhead feedthrough | UNAV 2133 | 850054 |

Equipment included: 3/4" feedthrough brass cable glands. Internal and external earth screws.



Bodies for cylindrical well glass
fixtures in painted brass

| Power (W) | Lamp holder type | Diffuser | No. of cable glands | Version | Palazzoli code |
|-----------|------------------|----------|---------------------|-----------|----------------|
| 60 | E27 | glass | 2 opposite | UNAV 2133 | 850045 |
| | | | 2 combined | UNAV 2134 | 815161 |

Equipment included: brass cable glands. Internal and external earth screws.

Features: the item code 815181 is UNAV 1796.



Diffusers for cylindrical well glass
fixtures

| Power (W) | Lamp holder type | Diffuser | Colour | Version | Palazzoli code |
|-----------|------------------|--------------|-------------|-----------|----------------|
| 60 | E27 | smooth glass | transparent | UNAV 1268 | 850060 |
| | | | blue | | 850061 |
| 40 | E27 | smooth glass | yellow | UNAV 1268 | 850062 |
| | | | red | | 850063 |
| | | | green | | 850064 |



Cylindrical well glass fixture
in thermosetting GRP
with steel protective cage

| Power (W) | Lamp holder type | Diffuser | No. of entries | Version | Palazzoli code |
|-----------|------------------|--------------|----------------|--------------------|----------------|
| 60 | E27 | ribbed glass | 1 M20 | portable UNAV 2137 | 814052 |

Equipment included: cable entry with 1 M20 cable gland and internal cable clamp.

Features: diffuser in ribbed clear glass. Lamp holder in porcelain.



Diffuser
for portable well glass fixture

| Power (W) | Lamp holder type | Diffuser | Colour | Version | Palazzoli code |
|-----------|------------------|--------------|-------------|-----------|----------------|
| 60 | E27 | ribbed glass | transparent | UNAV 1268 | 819012 |



Accessories NAVE light fixtures and cylindrical well glass fixtures E27



Globe-holder ring
for watertight cylindrical well glass fixtures
type UNAV 2133

| Manufacturing material | Well glass fixture power (W) | Palazzoli code |
|------------------------|------------------------------|----------------|
| nickel-plated brass | 60 | 850050 |



Protection cage in stainless steel
wire for watertight cylindrical well
glass fixtures
type UNAV 2132

| Manufacturing material | Well glass fixture power (W) | Palazzoli code |
|------------------------|------------------------------|----------------|
| Stainless steel | 60 | 819022 |
| | 75 | 850172 |



Ceiling installation bases
for cylindrical well glass fixtures
type UNAV 2132, 2122, 2134

| Manufacturing material | Type | Palazzoli code |
|-----------------------------------|-------------|----------------|
| galvanised and tropicalised steel | A UNAV 1228 | 850090 |



Reflectors
for cylindrical well glass fixtures

| Manufacturing material | Well glass fixture power (W) | Palazzoli code |
|--------------------------|------------------------------|----------------|
| painted galvanised steel | 60 | 819030 |
| | 75 | 819130 |
| | 100 | 819230 |



Wall mounting bases
for cylindrical well glass fixtures
type UNAV 2132, 2122, 2134

| Manufacturing material | Type | Palazzoli code |
|-----------------------------------|-------------|----------------|
| galvanised and tropicalised steel | B UNAV 1228 | 850091 |



Brass cable gland
UNAV 1062 type

| Threading | Palazzoli code |
|-----------|----------------|
| M24x1.5 | 585480 |



Brass screw cap with gaskets

| Threading | Palazzoli code |
|-----------|----------------|
| M24x1.5 | 585490 |



Swann lamp holder with fins

| Manufacturing material | Type | Palazzoli code |
|------------------------|---------------|----------------|
| brass | B 22d 4A 250V | 859400 |



Washers with seals

| Manufacturing material | Diameter (mm) | Palazzoli code |
|------------------------|---------------|----------------|
| brass | 10 | 585408 |
| | 13 | 585412 |
| | 16 | 585415 |



Services



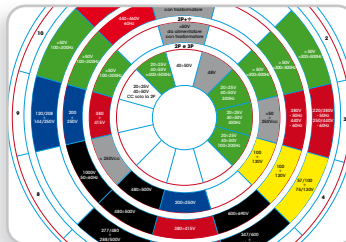
SPARE PARTS

Page 428



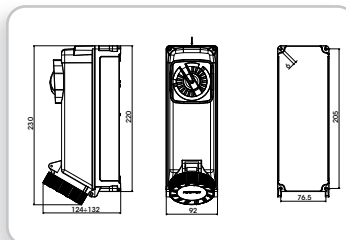
LABORATORY TESTS

Page 436



CERTIFICATIONS AND STANDARDS

Page 444




DIMENSIONS

From 3630 lm to 4835 lm
Page 454

| | | | | |
|--------|---|---|--------|--------|
| 750550 | 8 | 1 | 59-127 | 760347 |
| 750650 | 8 | 1 | 59-127 | 760349 |
| 750750 | 8 | 1 | 59-127 | 760434 |
| 751530 | 8 | 1 | 59 | 760436 |
| 751550 | 8 | 1 | 59 | 760437 |
| 751650 | 8 | 1 | 59 | 760439 |
| 751750 | 8 | 1 | 59 | 760444 |

SEQUENTIAL INDEX

Page 508



CONDITIONS OF SALE

Page 529



Spare parts



90° angled wall-mounted fixed plugs for heavy-duty applications 50/60Hz IP67

| Rated current (A) | Rated voltage (V) | Voltage colour | Poles | h ref. | Palazzoli code | Pack Qty |
|-------------------|-------------------|----------------|---------|--------|----------------|---------------|
| 16 | 110 | Yellow | 2P+ ⚡ | 4 | 476203 | 1 |
| | 110 | Yellow | 3P+ ⚡ | 4 | 476213 | 1 |
| | 110 | Yellow | 3P+N+ ⚡ | 4 | 476223 | 1 |
| | 230 | Blue | 2P+ ⚡ | 6 | 476303 | 10 |
| | 230 | Blue | 3P+ ⚡ | 9 | 476313 | 1 |
| | 230 | Blue | 3P+N+ ⚡ | 9 | 476323 | 1 |
| | 400 | Red | 2P+ ⚡ | 9 | 476403 | 1 |
| | 400 | Red | 3P+ ⚡ | 6 | 476413 | 1 |
| | 400 | Red | 3P+N+ ⚡ | 6 | 476423 | 1 |
| | 32 | 110 | Yellow | 2P+ ⚡ | 4 | 476206 |
| 110 | | Yellow | 3P+ ⚡ | 4 | 476216 | 1 |
| 110 | | Yellow | 3P+N+ ⚡ | 4 | 476226 | 1 |
| 230 | | Blue | 2P+ ⚡ | 6 | 476306 | 1 |
| 230 | | Blue | 3P+ ⚡ | 9 | 476316 | 1 |
| 230 | | Blue | 3P+N+ ⚡ | 9 | 476326 | 1 |
| 400 | | Red | 2P+ ⚡ | 9 | 476406 | 1 |
| 400 | | Red | 3P+ ⚡ | 6 | 476416 | 1 |
| 400 | | Red | 3P+N+ ⚡ | 6 | 476426 | 1 |
| 380/440 | | Red | 3P+ ⚡ | 3 | 476486 | 1 |



Blind front panel for PRIMA distribution boards

| Description | Palazzoli code | Pack Qty |
|--------------------------|----------------|----------|
| Spare blind frontal part | 579592 | 1 |



Cover with transparent door for PRIMA distribution boards

| Description | No. of DIN modules | Palazzoli code | Pack Qty |
|--------------------------|--------------------|----------------|----------|
| spare blind frontal part | 9 | 579462 | 1 |

Equipment included: stainless steel screws, DIN rail.
Uses: RCDS can be installed for protection against indirect contacts.



Spacer kit for terminal blocks of PRIMA sockets with fuses in flush-mounted boxes

| Description | Palazzoli code | Pack Qty |
|--------------------------|----------------|----------|
| 3 spacers thickness 1 mm | 579590 | 1 |



Aesthetic frame for topTER socket-outlets

| Description | Palazzoli code | Pack Qty |
|--|----------------|----------|
| reduces the flange hole from 88x100 to 65x83 | 579846 | 1 |



Kit for mounting padlockable handles on 0 and 1 positions for 16A to 63A devices

| For TAIS socket-outlets module | For ALUPRES socket-outlets module | For CAM devices module | Palazzoli code | Pack Qty |
|--------------------------------|-----------------------------------|------------------------|----------------|----------|
| M95 | M92 | M95 | 538295 | 1 |
| M125 | M125 | M125 | 538225 | 1 |

Equipment included: kit consisting of front plate, handle, screw cover cap, screw and washer.



Kit for mounting padlockable emergency handles in 0 and 1 positions for 16A to 63A devices

| For TAIS socket-outlets module | For ALUPRES socket-outlets module | For CAM devices module | Palazzoli code | Pack Qty |
|--------------------------------|-----------------------------------|------------------------|----------------|----------|
| M95 | M92 | M95 | 538395 | 1 |
| M125 | M125 | M125 | 538325 | 1 |

Equipment included: kit consisting of front plate, handle, screw cover cap, screw and washer.



Padlockable spare knobs for switched socket-outlets and control devices

| For socket-outlets and control devices of the TAIS - ALUPRES - CAM series | Block position | Palazzoli code | Pack Qty |
|---|----------------|----------------|----------|
| module 92 - 95 | 0 | 270902 | 1 |
| module 92 - 95 | 1 | 270903 | 1 |
| module 125 | 0 | 270912 | 1 |
| module 125 | 1 | 270913 | 1 |

Uses: prevents the operation of unqualified persons. Very useful during maintenance operations for the block in position 0.



Padlockable emergency spare knobs for switched socket-outlets and control devices

| For socket-outlets and control devices of the TAIS - ALUPRES - CAM series | Block position | Palazzoli code | Pack Qty |
|---|----------------|----------------|----------|
| module 92 - 95 | 0 | 270914 | 1 |
| module 125 | 0 | 270916 | 1 |

Features: thermoplastic material.



Spare parts



Spare socket inserts with metal support for TAIS and ALUPRES socket-outlets 50/60Hz

| Rated current (A) | Rated voltage (V) | Voltage colour | Poles | h ref. | Palazzoli code | Pack Qty |
|-------------------|-------------------|----------------|--------|--------|----------------|----------|
| 63 | 230V | ● | 2P+⊕ | 6 | 472970 | 1 |
| | 400V | ● | 3P+⊕ | 6 | 472971 | 1 |
| | 400V | ● | 3P+N+⊕ | 6 | 472972 | 1 |
| 125 | 400V | ● | 3P+⊕ | 6 | 472980 | 1 |
| | 400V | ● | 3P+N+⊕ | 6 | 472981 | 1 |

Notes: not compatible with black inserts.



Spare socket inserts for socket-outlets with transformer

| Series | Power (VA) | Palazzoli code | Pack Qty |
|-------------------|------------|----------------|----------|
| TAIS M95 - ULYSSE | 150 | 472990 | 1 |
| ALUPRES | 144 | 472991 | 1 |



Replacement transformer for 24V and 48V sockets 50/60Hz

| Rated current (A) | Rated voltage (V) | Voltage colour | Power (VA) | Palazzoli code | Pack Qty |
|-------------------|-------------------|----------------|------------|----------------|----------|
| 16 | 230/24 | ● | 150 | 471950 | 1 |
| | 230/24 | ● | 144 | 471922 | 1 |
| | 400/24 | ● | 144 | 471932 | 1 |
| 32 | 230/48 | ● | 720 | 471908 | 1 |
| | 400/48 | ● | 720 | 471909 | 1 |



Spare signalling lamp for sockets with MCB of the TAIS and ALUPRES series

| Rated current (A) | Rated voltage (V) | Palazzoli code | Pack Qty |
|-------------------|-------------------|----------------|----------|
| 16-32-63 | 110 | 474951 | 1 |
| | 230 | 474953 | 1 |
| | 400 | 474955 | 1 |



Spare CAM switches for sockets with switch of the TAIS and ALUPRES series

| Rated current (A) | Poles | Type | Palazzoli code | Pack Qty |
|-------------------|---------|------|----------------|----------|
| 16 | 4P | CAM | 274854 | 1 |
| 32 | 2P - 4P | CAM | 274857 | 1 |
| 63 | 4P | CAM | 274828 | 1 |
| 125 | 4P | CAM | 274948 | 1 |

Notes: for 16A and 32A socket-outlets manufactured before 1990. Use 4P switches also when replacing 2P and 3P switches and wire only those that are required.



Spare switches for sockets with switch of the ULYSSE, TAIS and ALUPRES series

| Rated current (A) | Poles | Palazzoli code | Pack Qty |
|-------------------|---------|----------------|----------|
| 16 - 32 | 2P - 4P | 274657 | 1 |
| 63 | 3P - 4P | 274658 | 1 |
| 125 | 3P - 4P | 274659 | 1 |

Notes: use 4P switches also when replacing 2P and 3P switches and wire only those that are necessary.



Kit for mounting auxiliary contacts for 16A and 32A TAIS socket-outlets

| For TAIS - ULYSSE - ALUPRES socket-outlets | Contact type 10A | Palazzoli code | Pack Qty |
|--|------------------------------|----------------|----------|
| 16A - 32A | NCP - NAA - NC NA - NA+NC | 270335 | 1 |

Equipment included: kit consisting of protection cap, contact control cam and door lock. Notes: auxiliary contacts not included.



Spare parts



Spare screwcaps
for Diazed fuse-holder bases
for TAIS and ALUPRES socket-outlets

| Rated current (A) | Fuse type | Palazzoli code | Pack Qty |
|-------------------|-------------------|----------------|----------|
| 25 | E16 (NDz) reduced | 347001 | 10 |
| 25 | E27 (DII) | 347003 | 50 |
| 63 | E33 (DIII) | 347005 | 50 |

* only for code 347082.



Diazed fast fuses
500V

| Fuse holder base | Rated current (A) | Palazzoli code | Pack Qty |
|------------------|-------------------|----------------|----------|
| E16 (NDz) | 16 | 348117 | 25 |
| E16 (NDz) | 25 | 348122 | 25 |
| E16 (NDz) | 30 | 348123 | 25 |
| E33 (DIII) | 32 | 348326 | 25 |
| E33 (DIII) | 63 | 348333 | 5 |



Diazed delayed fuses
500V

| Fuse holder base | Rated current (A) | Palazzoli code | Pack Qty |
|------------------|-------------------|----------------|----------|
| E16 (NDz) | 16 | 349117 | 25 |
| E16 (NDz) | 25 | 349122 | 25 |
| E16 (NDz) | 30 | 349123 | 25 |
| E27 (DII) | 16 | 349217 | 25 |
| E33 (DIII) | 32 | 349326 | 25 |
| E33 (DIII) | 63 | 349333 | 5 |



ACR fuses
with high breaking capacity
500V

| Fuse holder base | Rated current (A) | Palazzoli code | Pack Qty |
|------------------|-------------------|----------------|----------|
| NH-00 | 100 | 339039 | 3 |
| NH-00 | 125 | 339041 | 3 |
| NH-1 | 200 | 339147 | 3 |
| NH-1 | 250 | 339150 | 3 |
| NH-2 | 400 | 339259 | 3 |
| NH-3 | 630 | 339367 | 1 |



NH fuse extraction handles

| For fuses | Palazzoli code | Pack Qty |
|---------------|----------------|----------|
| NH-00-0-1-2-3 | 339998 | 10 |
| NH-00 | 339988 | 1 |

Features: code 339988 is to be used with devices code 283053, code 293053, code 337010, code 337050 and 125A interlocked socket-outlets.



Fittings with Pg threading
in technopolymer
for composition of socket boards
IP67

| Pg | Mounting hole (mm) | For cable Ø (mm) | Palazzoli code | Pack Qty |
|----|--------------------|------------------|----------------|----------|
| 21 | 29 | 17 | 580242 | 5 |
| 29 | 38 | 24 | 580243 | 5 |
| 36 | 48 | 37 | 580244 | 1 |



Transparent lids
in polycarbonate
for modular devices

| No. of DIN modules | Dimensions (mm) | Palazzoli code | Pack Qty |
|--------------------|-----------------|----------------|----------|
| 4 | 92x84x30 | 538610 | 10 |
| 6.5 or 7.5 | 152x84x30 | 538620 | 10 |
| 9 or 11 | 214x84x30 | 538630 | 5 |

Features: padlockable lid and with tamper-proof screw.



Spare parts



Spare gaskets in non-ageing elastomer for socket-outlets and boxes of the TAIS and ALUPRES series

| For windows | Palazzoli code | Pack Qty |
|-------------|----------------|----------|
| F0 | 540000 | 1 |
| F1 | 540001 | 1 |
| F2 | 540002 | 1 |
| F3 | 540003 | 1 |
| F4 | 540004 | 1 |
| F5 | 540005 | 1 |
| F6 | 540006 | 1 |



Spare socket/plug inserts with flat poles FP type

| For socket/plug code | Palazzoli code | Pack Qty |
|----------------------|----------------|----------|
| 422039, 421029 | 421909 | 1 |
| 427019 | 427909 | 1 |



Spare switches for sockets with flat poles ALUPRES series

| For socket code | Switch type | Palazzoli code | Pack Qty |
|-----------------|-------------|----------------|----------|
| 422039 | 3x400A | 274772 | 1 |



Spare blind door for TAIS CUBE boards IP66

| Size | Outer dimensions (mm) | Palazzoli code | Pack Qty |
|------|-----------------------|----------------|----------|
| 1 | 260x305 | 550701 | 1 |
| 2 | 340x430 | 550702 | 1 |
| 3 | 450x505 | 550703 | 1 |
| 4 | 450x655 | 550704 | 1 |
| 5 | 560x655 | 550705 | 1 |
| 6 | 630x810 | 550706 | 1 |
| 7 | 850x1060 | 550707 | 1 |



Spare transparent door for TAIS CUBE boards IP66

| Size | Outer dimensions (mm) | Palazzoli code | Pack Qty |
|------|-----------------------|----------------|----------|
| 1 | 260x305 | 550731 | 1 |
| 2 | 340x430 | 550732 | 1 |
| 3 | 450x505 | 550733 | 1 |
| 4 | 450x655 | 550734 | 1 |
| 5 | 560x655 | 550735 | 1 |
| 6 | 630x810 | 550736 | 1 |
| 7 | 850x1060 | 550737 | 1 |



Spare standard lock kit

| No. of locks | Size | Palazzoli code | Pack Qty |
|--------------|-----------------------------|----------------|----------|
| 2 | all TAIS CUBE series boards | 550689 | 1 |



Spare parts



Domestic socket
Italian standard
bivalent P11/P17

| Description | Pitch (mm) | Type | No. of modules | For pins (mm) | Palazzoli code | Pack Qty |
|------------------|------------|---------|----------------|---------------|----------------|----------|
| 2P+T 10/16A Dual | 19/26 | P11/P17 | 1 | Ø 4/5 | 641216 | 1 |

Features: shuttered receptacles. Rear terminals equipped with cable tie plates and captive screws.



Schuko domestic socket
Italian/German standard
P30

| Description | Pitch (mm) | Type | No. of modules | For pins (mm) | Palazzoli code | Pack Qty |
|--|------------|------|----------------|---------------|----------------|----------|
| 2P+T 10/16A UNEL/P30 Schuko type (with lateral and central earth) | 19 | P30 | 2 | Ø 4/4.8 | 643216 | 10 |

Features: shuttered receptacles.
Rear terminals equipped with cable tie plates and captive screws.



Spare diffusers
for signalling lamps
TAIS MIGNON series

| Colour | Palazzoli code | Pack Qty |
|-------------|----------------|----------|
| red | 800091 | 10 |
| green | 800092 | 10 |
| yellow | 800094 | 10 |
| transparent | 800093 | 10 |



Screwcaps
with Gas threading
IP67

| Mounting hole type (mm) | Palazzoli code | Pack Qty |
|-------------------------|----------------|----------|
| 3/8" | 580051 | 5 |
| 1/2" | 580052 | 5 |
| 3/4" | 580054 | 5 |

Uses: it closes unused Gas threaded holes.



Coupling fittings
with Gas threading
IP67

| Mounting hole type (mm) | Internal hole Ø (mm) | Palazzoli code | Pack Qty |
|-------------------------|----------------------|----------------|----------|
| 1/2" | 16 | 590002 | 5 |
| 3/4" | 20 | 590004 | 1 |

Equipment included: complete with gasket in elastomer.
Uses: they are used to couple boxes with the same passage holes.



Spare coils
for ALARM and NAVÉ sirens

| Rated voltage (V) | For siren code | Palazzoli code | Pack Qty |
|-------------------|----------------|----------------|----------|
| 24 | 900453, 900553 | 900459 | 1 |
| 110 | 900463, 900563 | 900469 | 1 |
| 230 | 900473, 900573 | 900479 | 1 |



Spare coils
for ALARM and NAVÉ bells

| Rated voltage (V) | For siren code | Palazzoli code | Pack Qty |
|-------------------|--------------------------------|----------------|----------|
| 24 | 900253, 900255, 900355 | 900259 | 1 |
| 110 | 900263, 900265, 900266, 900365 | 900269 | 1 |
| 230 | 900273, 900375 | 900279 | 1 |



Spare parts



Spare door kit
for assemblies

| For distribution boards type | Palazzoli code | Pack Qty |
|---------------------------------|-------------------|-------------|
| ENERGYBOX surface/zone | 501531 | 1 |



Spare handles
for control devices
of the CAM series

| For control devices type | Palazzoli code | Pack Qty |
|--|-------------------|-------------|
| for distribution boards, flush-mounting and cabinets 16/25A | 270901 | 1 |
| for distribution boards, flush-mounting and cabinets 40/63A | 270911 | 1 |
| for boxes, distribution boards and cabinets 100/200A, for interlocked socket-outlets 125A | 270921 | 1 |



Spare inserts
for watertight control devices
of NAVE series
UNAV 2162 type

| Device code | Palazzoli code | Pack Qty |
|------------------------|-------------------|-------------|
| 232616, 232626, 262636 | 239611 | 5 |
| 232627, 232637 | 239612 | 5 |
| 232628 | 239613 | 5 |



Spare levers
for control devices
of the CAM series
for back panel mounting

| For control devices type | Palazzoli code | Pack Qty |
|-----------------------------|-------------------|-------------|
| 16/25A | 270941 | 1 |
| 40/63A | 270951 | 1 |
| 100/800A | 270961 | 1 |



Spare parts



Spare glass diffusers for oval bulk-head lamps UNAV 2132

| Colour | Light fixtures max. power | Palazzoli code | Pack Qty |
|-------------|---------------------------|----------------|----------|
| transparent | 60W | 831512 | 1 |
| | 75W | 831612 | 1 |
| | 100W | 831712 | 1 |



Spare glass diffusers for round bulk-head lamps

| Colour | Light fixtures max. power | Palazzoli code | Pack Qty |
|-------------|---------------------------|----------------|----------|
| transparent | 75W | 830512 | 1 |



Spare gaskets in non-ageing elastomer for oval bulkhead lamps

| Light fixtures max. power | Palazzoli code | Pack Qty |
|---------------------------|----------------|----------|
| 60W | 831540 | 1 |
| 75W and 5-7W | 831640 | 1 |
| 100W and 5-7-9W | 831740 | 1 |



Spare gaskets in non-ageing elastomer for round bulkhead lamps

| Light fixtures max. power | Palazzoli code | Pack Qty |
|---------------------------|----------------|----------|
| 75W | 830540 | 1 |



Spare lamp holders E27 in porcelain with bracket for oval and round bulk-head lamps

| Manufacturing material | Palazzoli code | Pack Qty |
|------------------------|----------------|----------|
| porcelain | 819056 | 10 |



Spare lamp holders E27 in porcelain for RINO cylindrical lighting fixtures and NAVE series UNAV 2137

| Manufacturing material | Palazzoli code | Pack Qty |
|------------------------|----------------|----------|
| porcelain | 819055 | 20 |



Spare diffusers in polycarbonate for RINO steel light fixtures

| Length (mm) | Manufacturing material | Diffuser colour | Palazzoli code | Pack Qty |
|-------------|------------------------|-----------------|----------------|----------|
| 690 | polycarbonate | transparent | 820020 | 1 |
| | polycarbonate | opaline | 820021 | 1 |
| | glass | transparent | 820022 | 1 |
| 1300 | polycarbonate | transparent | 820030 | 1 |
| | polycarbonate | opaline | 820031 | 1 |
| | glass | transparent | 820032 | 1 |

Notes: the following codes are suitable for fluorescent light fixtures in the industrial and naval sectors and LED light fixtures in the naval sector.



Spare parts



Spare lamp holders E27
for NAVE well glass fixtures
UNAV 2132, 2133, 2134

| Manufacturing material | Palazzoli code | Pack Qty |
|------------------------|----------------|----------|
| porcelain | 859180 | 1 |



Cylindrical diffuser
in smooth glass
for well glass fixtures
UNAV 2132

| Well glass fixtures max. power | Palazzoli code | Pack Qty |
|--------------------------------|----------------|----------|
| 75W | 819160 | 1 |



Spare globe holder ring
in grey brass for well glass fixtures
with cylindrical diffuser of the NAVE series
UNAV 2134

| Well glass fixtures max. power | Palazzoli code | Pack Qty |
|--------------------------------|----------------|----------|
| 60W | 819001 | 1 |



Spare support
with screws for fixing the lamp holder
for well glass fixtures NAVE series
UNAV 1236.1

| Well glass fixtures max. power | Palazzoli code | Pack Qty |
|--------------------------------|----------------|----------|
| 75W | 859188 | 10 |



Spare gaskets
in non-ageing elastomer
for well glass fixtures
of the RINO and NAVE series

| Well glass fixture type | Well glass fixtures max. power | Palazzoli code | Pack Qty |
|-------------------------|--------------------------------|----------------|----------|
| cylindrical | 60W | 819040 | 1 |
| | 75W | 819140 | 1 |
| | 100W | 831640 | 1 |
| UNAV 2133 | 60W | 850080 | 1 |




Heating Testing



One of the tests required by electrical safety standards is the product's heating test, which verifies its continued safety under normal operating conditions. The product is fed under the worst load conditions as per specifications and it is checked that the temperature of critical components, materials and accessible parts does not exceed the limit values permitted by the product standards.



Endurance Testing



The purpose of the endurance test is to verify that the safety performance of products is maintained even after the wear and tear caused by using the product during its lifetime. The test consists of performing cycles of plugging and unplugging the plugs from the socket-outlets connected to a load corresponding to the product ratings. At the end of the test, the safety requirements of the standards must be maintained.



Impact resistance testing




The IEC/EN 62262 standard defines a coding system, the IK code, to indicate the level of protection provided by an enclosure of electrical equipment against external mechanical impacts.

| Symbol | 00 | no protection. |
|-----------|----|---|
| IK | 01 | resistant to impacts with an energy up to 0.150 J |
| | 02 | resistant to impacts with an energy up to 0.200 J |
| | 03 | resistant to impacts with an energy up to 0.350 J |
| | 04 | resistant to impacts with an energy up to 0.500 J |
| | 05 | resistant to impacts with an energy up to 0.700 J |
| | 06 | resistant to impacts with an energy up to 1.00 J |
| | 07 | resistant to impacts with an energy up to 2.00 J |
| | 08 | resistant to impacts with an energy up to 5.00 J |
| | 09 | resistant to impacts with an energy up to 10.00 J |
| | 10 | resistant to impacts with an energy up to 20.00 J |
| | 11 | resistant to impacts with an energy up to 50.00 J |



Test of the degree of protection against solid objects and liquids




The IEC/EN 60529 standard allows to indicate through the IP (Ingress Protection) rating system the degree of protection provided by the enclosures of electrical equipment against access to hazardous parts and against the penetration of solid foreign bodies and/or water.

| Symbol | 1st digit: Protection against penetration by solid foreign bodies | 2nd digit: Protection against the penetration of liquids | | |
|-----------|---|---|---|---|
| IP | 0 | No Protection. | 0 | No Protection. |
| | 1 | Protected against the penetration of solid foreign bodies larger than 50 mm (hands). | 1 | Protected against the vertical fall of water drops. |
| | 2 | Protected against the penetration of solid foreign bodies larger than 12 mm (fingers). | 2 | Protected against the fall of water drops at a maximum angle of 15° to the vertical. |
| | 3 | Protected against the penetration of solid foreign bodies larger than 2.5 mm (tools, cables). | 3 | Protected against falling rain with a maximum inclination of 60° to the vertical. |
| | 4 | Protected against the penetration of solid foreign bodies larger than 1 mm (wires). | 4 | Protected against water splashes coming from all directions. |
| | 5 | Protected against harmful dust deposits affecting good operation. | 5 | Protected against jets of water coming from all directions. |
| | 6 | Totally protected against dust. | 6 | Protected against water projections similar to sea waves. |
| | Warning IPX7 and IPX8 protection degrees do not include IPX5 and IPX6 protection degrees. A double rating is applied: IP66/IP67 enclosures meet the requirements for both exposure to high-energy water jets and temporary immersion. While enclosures IP67 are deemed suitable for temporary immersion only | | 7 | Protected against the effects of temporary immersion in water under specified duration and pressure conditions. |
| | | | 8 | Protected against the effects of continuous immersion inside water under defined pressure conditions. |
| | | | 9 | Protected against high temperature and high pressure jets. |



Glow wire test



The Glow-wire Test simulates the effects of a thermal stress caused by an electrically heated source to reproduce a fire hazard. The plastic material is brought into contact with an incandescent wire to simulate the possible effects of an electrical system that has been overheated for a short time following a fault, resulting in a possible fire hazard. The purpose of the test is to verify the self-extinguishing properties and non-flame propagation of insulation materials.



Corrosion resistance test



The Corrosion Resistance Test measures the insulation capacity of solid insulation materials against surface discharges (called traces) under wet conditions. The 'trace' is a conductive path that forms on the surface of an insulating material due to the voltage present between two points in the presence of wet conducting pollution. It can generate overheating, fire and however irreversibly alters the insulating properties of the material.



Environmental tests (corrosion, temperature and humidity)



Environmental tests examine the effects of various climatic conditions on the components and construction materials of devices to ensure their safety and performance even under extreme weather conditions. Salt spray tests are among the most effective for simulating the real lifespan of materials and surface coatings in relation to resistance to deterioration in aggressive environments.

| Symbol | Corrosivity categories according to ISO 12944-2, ISO 9223 | |
|----------|---|----------------------------------|
| C | C1 | Very low corrosivity resistance |
| | C2 | Low corrosivity resistance |
| | C3 | Medium corrosivity resistance |
| | C4 | High corrosivity resistance |
| | C5 | Very high corrosivity resistance |
| | CX | Extreme corrosivity resistance |
| | ISO 12944-1 durability ranges | |
| | (L) | low durability: < 7 years |
| | (M) | medium durability: 7-15 years |
| | (H) | high durability: 15-25 years |
| | (VH) | very high-durability: >25 years |



Test for photometric data



Photometric tests, carried out using a mirror goniophotometer, allow the total flux emitted by the light fixtures to be measured and their photometric distribution to be determined. The simultaneous measurement of all electrical parameters of the light fixture being tested also makes it possible to determine its efficacy in lm/W .



Resistance to chemical agents and atmospheric conditions

The resistance of a material to the erosive and ageing action of chemicals or atmospheric agents is not a direct relationship, but depends on the conditions of installation, temperature, chemical agent concentration and on the other interactions that different substances present inside the atmosphere can have on the concerned product. Material chemical resistance tables, resulting from lab tests, represent a useful instrument, but provide indications only, as universal installation conditions cannot be established. To make reading easier, and taking what is stated above into account, we summarised the material resistance levels in 3 values: high resistance (arrow up), partial resistance (arrow to the right) and low resistance (arrow down).

| Thermoplastic | | | | | | | | | |
|---------------|-----------------|--------------|-----------|--------------|-----------|-----------------|----------|-------------------|-----------|
| WATER | SALINE SOLUTION | ACIDS | | BASES | | SOLVENTS | | | |
| | | CONCENTRATED | DILUTED | CONCENTRATED | DILUTED | ALCOHOL | ACETONE | PERCHLOROETHYLENE | BENZENE |
| ↑ | → | ↓ | → | → | ↑ | → | ↑ | → | ↑ |
| OILS | | FATS | | AMMONIA | OXIDISERS | INORGANIC SALTS | GASOLINE | DETERGENTS | U.V. RAYS |
| MINERAL | VEGETABLE | ANIMAL | SYNTHETIC | | | | | | |
| ↑ | ↑ | ↑ | ↑ | ↑ | ↓ | ↑ | ↑ | ↑ | → |

| Technopolymer - Antistatic technopolymer | | | | | | | | | |
|--|-----------------|--------------|-----------|--------------|-----------|-----------------|----------|-------------------|-----------|
| WATER | SALINE SOLUTION | ACIDS | | BASES | | SOLVENTS | | | |
| | | CONCENTRATED | DILUTED | CONCENTRATED | DILUTED | ALCOHOL | ACETONE | PERCHLOROETHYLENE | BENZENE |
| ↑ | ↑ | ↓ | → | → | ↑ | → | ↑ | → | ↑ |
| OILS | | FATS | | AMMONIA | OXIDISERS | INORGANIC SALTS | GASOLINE | DETERGENTS | U.V. RAYS |
| MINERAL | VEGETABLE | ANIMAL | SYNTHETIC | | | | | | |
| ↑ | ↑ | ↑ | ↑ | ↑ | ↓ | ↑ | ↑ | ↑ | ↑ |

| Palazzoli Thermosetting GRP - Palazzoli antistatic Thermosetting GRP | | | | | | | | | |
|--|-----------------|--------------|-----------|--------------|-----------|-----------------|----------|-------------------|-----------|
| WATER | SALINE SOLUTION | ACIDS | | BASES | | SOLVENTS | | | |
| | | CONCENTRATED | DILUTED | CONCENTRATED | DILUTED | ALCOHOL | ACETONE | PERCHLOROETHYLENE | BENZENE |
| ↑ | ↑ | ↑ | ↑ | → | ↑ | ↑ | ↑ | ↑ | ↑ |
| OILS | | FATS | | AMMONIA | OXIDISERS | INORGANIC SALTS | GASOLINE | DETERGENTS | U.V. RAYS |
| MINERAL | VEGETABLE | ANIMAL | SYNTHETIC | | | | | | |
| ↑ | ↑ | ↑ | ↑ | ↑ | ↑ | ↑ | ↑ | ↑ | ↑ |

| Rubber | | | | | | | | | |
|---------|-----------------|--------------|-----------|--------------|-----------|-----------------|----------|-------------------|-----------|
| WATER | SALINE SOLUTION | ACIDS | | BASES | | SOLVENTS | | | |
| | | CONCENTRATED | DILUTED | CONCENTRATED | DILUTED | ALCOHOL | ACETONE | PERCHLOROETHYLENE | BENZENE |
| ↑ | ↑ | → | ↑ | ↑ | ↑ | ↑ | → | ↓ | ↓ |
| OILS | | FATS | | AMMONIA | OXIDISERS | INORGANIC SALTS | GASOLINE | DETERGENTS | U.V. RAYS |
| MINERAL | VEGETABLE | ANIMAL | SYNTHETIC | | | | | | |
| ↓ | ↓ | ↓ | ↓ | ↑ | → | ↑ | ↓ | ↑ | ↑ |

| EN 46100 aluminium alloy | | | | | | | | | |
|--------------------------|-----------------|--------------|-----------|--------------|-----------|-----------------|----------|-------------------|-----------|
| WATER | SALINE SOLUTION | ACIDS | | BASES | | SOLVENTS | | | |
| | | CONCENTRATED | DILUTED | CONCENTRATED | DILUTED | ALCOHOL | ACETONE | PERCHLOROETHYLENE | BENZENE |
| ↑ | → | ↓ | → | → | ↑ | ↑ | ↑ | ↑ | ↑ |
| OILS | | FATS | | AMMONIA | OXIDISERS | INORGANIC SALTS | GASOLINE | DETERGENTS | U.V. RAYS |
| MINERAL | VEGETABLE | ANIMAL | SYNTHETIC | | | | | | |
| ↑ | ↑ | ↑ | ↑ | ↑ | → | ↑ | ↑ | ↑ | ↑ |



Resistance to chemical agents and atmospheric conditions

EN44300 aluminium alloy and marine aluminium alloy

| WATER | SALINE SOLUTION | ACIDS | | BASES | | SOLVENTS | | | |
|---------|-----------------|--------------|-----------|--------------|-----------|-----------------|----------|-------------------|-----------|
| | | CONCENTRATED | DILUTED | CONCENTRATED | DILUTED | ALCOHOL | ACETONE | PERCHLOROETHYLENE | BENZENE |
| ↑ | ↑ | → | ↑ | → | ↑ | ↑ | ↑ | ↑ | ↑ |
| OILS | | FATS | | AMMONIA | OXIDISERS | INORGANIC SALTS | GASOLINE | DETERGENTS | U.V. RAYS |
| MINERAL | VEGETABLE | ANIMAL | SYNTHETIC | | | | | | |
| ↑ | ↑ | ↑ | ↑ | ↑ | ↑ | ↑ | ↑ | ↑ | ↑ |

Painted galvanised steel

| WATER | SALINE SOLUTION | ACIDS | | BASES | | SOLVENTS | | | |
|---------|-----------------|--------------|-----------|--------------|-----------|-----------------|----------|-------------------|-----------|
| | | CONCENTRATED | DILUTED | CONCENTRATED | DILUTED | ALCOHOL | ACETONE | PERCHLOROETHYLENE | BENZENE |
| ↑ | → | ↓ | → | → | ↑ | ↑ | ↑ | ↑ | ↑ |
| OILS | | FATS | | AMMONIA | OXIDISERS | INORGANIC SALTS | GASOLINE | DETERGENTS | U.V. RAYS |
| MINERAL | VEGETABLE | ANIMAL | SYNTHETIC | | | | | | |
| ↑ | → | → | ↑ | ↑ | → | → | ↑ | ↑ | ↑ |

INOX 304 stainless steel

| WATER | SALINE SOLUTION | ACIDS | | BASES | | SOLVENTS | | | |
|---------|-----------------|--------------|-----------|--------------|-----------|-----------------|----------|-------------------|-----------|
| | | CONCENTRATED | DILUTED | CONCENTRATED | DILUTED | ALCOHOL | ACETONE | PERCHLOROETHYLENE | BENZENE |
| ↑ | ↑ | → | ↑ | → | ↑ | ↑ | ↑ | ↑ | ↑ |
| OILS | | FATS | | AMMONIA | OXIDISERS | INORGANIC SALTS | GASOLINE | DETERGENTS | U.V. RAYS |
| MINERAL | VEGETABLE | ANIMAL | SYNTHETIC | | | | | | |
| ↑ | ↑ | ↑ | ↑ | ↑ | → | ↑ | ↑ | ↑ | ↑ |

316L stainless steel

| WATER | SALINE SOLUTION | ACIDS | | BASES | | SOLVENTS | | | |
|---------|-----------------|--------------|-----------|--------------|-----------|-----------------|----------|-------------------|-----------|
| | | CONCENTRATED | DILUTED | CONCENTRATED | DILUTED | ALCOHOL | ACETONE | PERCHLOROETHYLENE | BENZENE |
| ↑ | ↑ | ↑ | ↑ | ↑ | ↑ | ↑ | ↑ | ↑ | ↑ |
| OILS | | FATS | | AMMONIA | OXIDISERS | INORGANIC SALTS | GASOLINE | DETERGENTS | U.V. RAYS |
| MINERAL | VEGETABLE | ANIMAL | SYNTHETIC | | | | | | |
| ↑ | ↑ | ↑ | ↑ | ↑ | ↑ | ↑ | ↑ | ↑ | ↑ |

Brass

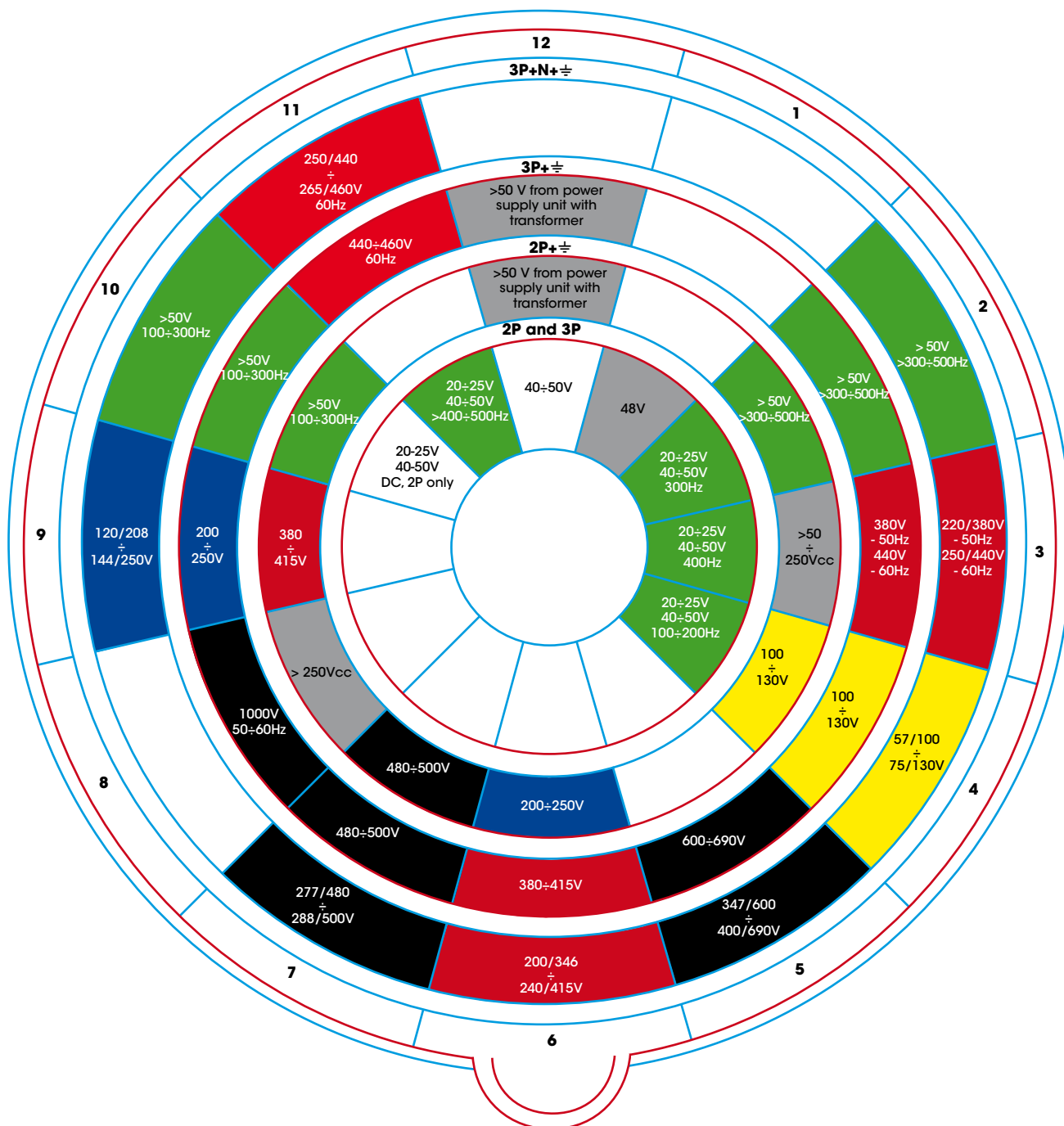
| WATER | SALINE SOLUTION | ACIDS | | BASES | | SOLVENTS | | | |
|---------|-----------------|--------------|-----------|--------------|-----------|-----------------|----------|-------------------|-----------|
| | | CONCENTRATED | DILUTED | CONCENTRATED | DILUTED | ALCOHOL | ACETONE | PERCHLOROETHYLENE | BENZENE |
| ↑ | ↑ | ↓ | → | ↓ | → | ↑ | ↑ | ↑ | ↑ |
| OILS | | FATS | | AMMONIA | OXIDISERS | INORGANIC SALTS | GASOLINE | DETERGENTS | U.V. RAYS |
| MINERAL | VEGETABLE | ANIMAL | SYNTHETIC | | | | | | |
| ↑ | ↑ | → | ↑ | ↑ | → | ↑ | ↑ | ↑ | ↑ |

Legend: ↑ high resistance → partial resistance ↓ low resistance



Hour Reference according to EN 60309-1 and EN 60309-2

Voltage and current combinations differ based on the position of the earth contact in one of the twelve different positions at 30° from one another around the pole circle. The reference of the different position is given by looking at the socket-outlet open (front) side; the 6 o'clock (180°) position is pointing down. The most common positions are yellow 2P+⊕, blue 2P+⊕, red 3P+⊕ and red 3P+N+⊕.





Interlocked socket-outlets

EN 60309-1 standard specifies that socket-outlets must have a suitable breaking capacity and must withstand, with no excessive wear, the mechanical, electrical and temperature stresses originated during standard operation. If breaking capacity is too low (usually in higher capacity socket-outlets) or if additional safety is required under specific conditions (as envisaged by CEI 64/8), a suitable interlock device is required.



OPERATOR'S RISKS

When you plug in or unplug a plug into its socket, you run the risk of a direct electrical contact. If the fixed socket-outlet is a ground, you always run the risk of indirect electrical contact. Laboratory experiments made on 16A socket-outlets showed that when the short-circuit current exceeds 4-5kA, the arc can become very dangerous (violent expulsion of gas with explosive phenomenon). There are also risks which could be originated by the environment, such as the risk of fire, for which electrical components must not be a cause of ignition and drag.

RISK PREVENTION

To prevent the risks operator is subject to, socket-outlets must prevent both direct and indirect electrical contacts. A good method to prevent direct electrical contacts is the interlock device.

INTERLOCK DEVICES

Interlock devices must be connected to a disconnecter switch so as to prevent the plug from being unplugged from the fixed socket-outlet when the contacts are live and, at the same time, to prevent the plug from being plugged in while the disconnecter switch is in closed position. This lock can be either mechanical or electrical. In case of mechanical lock, switch and socket-outlet must be integral with each other. In case of electrical lock, an auxiliary contact will be fitted on the socket-outlet and operated by plugging in the plug. This contact will operate on switch locking coil, allowing contact closing only with plug duly plugged in.

Standard EN 60309-4 provides for a short-circuit resistance of at least 10kA and utilisation category AC-22A.





Isolator switches

The aim of switches and isolators is to enable or disable defined loads and, if necessary, to provide for the relevant protection. Based on the equipment functional mode, there can be:

-) Isolators: these are devices able to supply continuous current, but unable to establish or to interrupt it. Their main function is to ensure power supply electrical separation. To this end, the isolator must ensure, in the opening position, a suitable distance between contacts;
-) Switches: they differ from isolators as they can establish or interrupt the load current, taking also into account the temporary standard overload conditions. They can thus perform the actual opening and closing controls also with connected loads;
-) Switch-disconnectors: these are control switches that, in the opening position, meet the isolating capacities specified for an isolator switch.

The following tables summarise the meaning of the use categories.

| Switching and disconnecting of power circuits | Type of current | Utilisation category | | Typical applications |
|---|-----------------|----------------------|----------------------|--|
| | | frequent operation | infrequent operation | |
| Alternating current | | AC-20A (*) | AC-20B (*) | Connecting and disconnecting under no-load conditions |
| | | AC-21A | AC-21B | Control of resistive loads with moderate overcurrents |
| | | AC-22A | AC-22B | Control of mixed resistive and inductive loads with moderate overcurrents |
| | | AC-23A | AC-23B | Control of motors or other highly inductive loads |
| Direct current | | DC-20A (*) | DC-20B (*) | Connecting and disconnecting under no-load conditions |
| | | DC-21A | DC-21B | Control of resistive loads with moderate overcurrents |
| | | DC-22A | DC-22B | Control of mixed, resistive and inductive, loads, with moderate overcurrents (e.g. shunt motors) |
| | | DC-23A | DC-23B | Control of highly inductive loads (e.g. motors in series) |

(*) The use of these categories is not permitted in the USA.

Motor start-up

| Type of current | Category | Typical applications |
|---------------------|----------|---|
| Alternating current | AC-2 | Slip-ring motors: starting, plugging (*1), stopping |
| | AC-3 | Squirrel-cage motors: starting, stopping |
| | AC-4 | Squirrel-cage motors: starting, plugging (*1), inching (*2) |
| Direct current | DC-3 | Shunt-motors: starting, plugging (*1), inching (*2), dynamic motor plugging in DC |
| | DC-5 | Motors in series: starting, plugging (*1), inching (*2), dynamic motor plugging in DC |

(*1) by plugging it is intended a stopping or a reversal of the motor direction by inverting the primary connections of the motor while it is still running.
 (*2) by inching it is intended a command characterised by one or more short breaks of the power supply circuit in order to jog the motor.

| Comparison between test values for AC-23A and AC-3 categories | Closing and opening power tests | | | | | Operating performance tests | | | | | |
|---|---------------------------------|--------|-------|-----------|------------|-----------------------------|--------|-------|-----------|-------|------|
| | Vtest | Vtest | | cosφ | No. of op. | Vtest | Vtest | | cosφ | Vtest | |
| | | Closes | Opens | | | | Closes | Opens | | empty | load |
| AC-23A | 1.05 Ue | 10 Ie | 8 Ie | 0.45/0.35 | 5/3 | Ue | Ie | Ie | 0.65 | 8500 | 1500 |
| AC-3 | 1.05 Ue | 8 Ie | 8 Ie | 0.45/0.35 | 50 | 1.05 Ue | 2 Ie | 2 Ie | 0.45/0.35 | - | 6000 |

The use of category AC-23A and AC-3 control and isolator switches covers the majority of applications in industrial plants and systems, as they are suitable for use even after a high number of operations and under overload conditions.

The above-indicated performance data for the isolator switches of the CAM-ST, CAM-SZ and CAM series were obtained using dual breaker cells with robust pads in Ag which guarantee the best possible performance of closing/opening powers, performances in short-circuit conditions, and they also allow a high number of disconnecting instances without losing their characteristics of high electrical reliability and durability.



Isolator switches

| CAM E CAM-ALUPRES* SERIES | SWITCHES - ISOLATOR SWITCHES | | | | | | | ISOLATORS | | | |
|--|------------------------------|--------------------|---------------------|----------------------|----------------------|----------------------|------------------------|-----------|------|-------|--|
| | 16A | 25A | 40A | 63A | 100A | 200A | 400A | 600A | 800A | 1200A | |
| Rated insulation voltage Ui | V | 500 | 500 | 500 | 500 | 500 | 500 | 500 | 500 | 500 | |
| Rated impulse-withstand voltage Uimp | kV | 4 | 4 | 4 | 4 | 4 | 4 | 4 | 4 | 4 | |
| Rated closing capacity | A | 160 | 250 | 400 | 630 | 1000 | 1250 | 1250 | 1250 | 1250 | |
| Rated breaking capacity | A | 128 | 200 | 320 | 504 | 800 | 1000 | 1000 | 1000 | 1000 | |
| Protection against short circuit | | | | | | | | | | | |
| Rated short-time (1 sec.) withstand current | A | 240 | 380 | 600 | 950 | 1500 | 3000 | 3000 | 3000 | 3000 | |
| Conditional short-circuit current | kA | 10 | 10 | 10 | 10 | 15 | 10 | 15 | 15 | 15 | |
| Protective fuse max. current (gG) | A | 16 | 25 | 40 | 63 | 100 | 200 | 400 | 600 | 800 | |
| Rated and interrupted thermal current Ith = Iu | A | 16 | 25 | 40 | 63 | 100 | 200 | 400 | 600 | 800 | |
| Rated use voltage Ie | | | | | | | | | | | |
| AC-21A 415V 500V | A | 16 | 25 | 40 | 63 | 100 | 200 | - | - | - | |
| AC-22A 415V 500V | A | 16 | 25 | 40 | 63 | 100 | 200 | - | - | - | |
| AC-23A 230V 400V 500V | A | 16 | 25 | 40 | 63 | 100 | 200 | - | - | - | |
| AC-23A 230V 400V 500V | kW | 5.1 8.9 11.1 | 8.0 13.9 17.3 | 12.7 22.2 27.7 | 20.1 34.9 43.6 | 31.9 55.4 69.3 | 63.7 110.9 138.6 | - | - | - | |
| AC-3 230V 400V 500V | kW | 4.5 7.8 9.7 | 6.4 11.1 13.9 | 11.2 19.4 24.2 | 17.5 30.5 38.1 | - - - | 31.9 55.4 51.9 | - | - | - | |
| AC-4 230V 400V 500V | kW | 3.5 6.1 7.6 | 4.5 7.8 9.7 | 6.7 11.6 14.5 | 11.2 19.4 24.2 | - - - | - - - | - | - | - | |
| DC-23A 30V Max. voltage per pole in series | A | 16 | 25 | 40 | 63 | - | - | - | - | - | |

*Notes: 6-pole switches, 2-way switches, selector switches and inverters.

| CAM-ST SERIE | | 12A | 16A | 20A | 25A | 32A | 40A | 63A |
|---|----|--------------------------|--------------------------|----------------------------|-----------------------------|------------------------------|------------------------------|------------------------------|
| Rated insulation voltage Ui | V | 690 | 690 | 690 | 690 | 690 | 690 | 690 |
| Rated impulse-withstand voltage Uimp | kV | 4 | 4 | 4 | 4 | 4 | 4 | 4 |
| Rated closing capacity | A | 120 | 160 | 200 | 250 | 320 | 400 | 630 |
| Rated breaking capacity | A | 96 | 128 | 160 | 200 | 256 | 320 | 504 |
| Protection against short circuit | | | | | | | | |
| Rated short-time (1 sec.) withstand current Icw | A | 480 | 480 | 480 | 480 | 480 | 600 | 950 |
| Conditional short-circuit current | kA | 10 | 10 | 10 | 10 | 10 | 10 | 10 |
| Protective fuse max. current (gI or aM) | A | 12 | 16 | 20 | 25 | 32 | 40 | 63 |
| Rated and interrupted thermal current Ith = Iu | A | 12 | 16 | 20 | 25 | 32 | 40 | 63 |
| Rated use voltage Ie | | | | | | | | |
| AC-21A 400V 500V 690V | A | 12 | 16 | 20 | 25 | 32 | 40 | 63 |
| AC-22A 400V 500V 690V | A | 12 | 16 | 20 | 25 | 32 | 40 | 63 |
| AC-23A 230V 400V 500V 600V | A | 10 6 | 14 10 | 18 12 | 20 16 | 32 25 | 40 32 | 63 50 |
| AC-23A 230V 400V 500V 600V | kW | 3.2 5.5 4.2 5.0 | 4.5 7.8 6.9 8.3 | 5.7 10.0 8.3 10.0 | 6.4 11.1 11.1 13.3 | 10.2 17.7 17.3 20.8 | 12.7 22.2 22.2 26.6 | 20.1 34.9 34.6 41.6 |
| AC-3 230V 500V 400V 600V | kW | 2.5 4.4 4.2 5.7 | 3.8 6.7 6.9 9.6 | 5.1 8.9 8.3 11.5 | 5.7 10.0 11.1 15.3 | 8.9 15.5 17.3 23.9 | 11.2 19.4 22.2 30.6 | 17.8 31.0 34.6 47.8 |
| AC-4 400V | kW | 1.2 | 1.7 | 2.2 | 2.5 | 3 | 5.5 | 7.5 |



Isolator switches

| CAM-SZ, CAM-TAIS AND CAM-ALUPRES* SERIES | | 16A | 25A | 32A | 40A | 40A CAM-SZ | 63A | 100A | 125A | 160A | 200A | 250A | 400A | 630A | |
|--|----|-----|-----|------|------|---------------|------|-------|------|-------|------|------|-------|-------|-----|
| Rated insulation voltage Ui | V | 690 | 690 | 690 | 690 | 690 | 690 | 690 | 750 | 1,000 | 1000 | 1000 | 1000 | 1,000 | |
| Rated impulse-withstand voltage Uimp | kV | 4 | 4 | 4 | 4 | 6 | 6 | 6 | 8 | 12 | 12 | 12 | 12 | 12 | |
| Rated closing capacity | A | 160 | 250 | 320 | 320 | 400 | 630 | 1,000 | 500 | 1600 | 2000 | 2500 | 4000 | 6300 | |
| Rated breaking capacity | A | 125 | 200 | 256 | 256 | 320 | 504 | 800 | 400 | 1280 | 1600 | 2000 | 3200 | 5040 | |
| Protection against short circuit | | | | | | | | | | | | | | | |
| Rated short-time (1 sec.) withstand current Icw | A | 240 | 375 | 480 | 480 | 480 | 756 | 1200 | 2500 | 8000 | 8000 | 8000 | 15000 | 16000 | |
| Rated short-circuit making capacity (Icm) (690V) | kA | 1.5 | 1.5 | 1.5 | 1.5 | 2.2 | 2.2 | 2.2 | 3.6 | 30 | 30 | 30 | 65 | 26 | |
| Conditional short-circuit current | kA | 10 | 10 | 10 | 10 | 10 | 10 | 10 | - | - | - | - | - | - | |
| Protective fuse max. current (gG) | A | 16 | 25 | 32 | 40 | 40 | 63 | 100 | - | - | - | - | - | - | |
| Rated and interrupted thermal current Ith = Iu | A | 16 | 25 | 32 | 40 | 40 | 63 | 100 | 125 | 160 | 200 | 250 | 400 | 630 | |
| Rated use voltage Ie | | | | | | | | | | | | | | | |
| AC-21A 690V | A | 16 | 25 | 32 | 40 | 40 | 63 | 100 | 125 | 160 | 200 | 250 | 400 | 630 | |
| AC-22A 690V | A | 16 | 25 | 32 | 40 | 40 | 63 | 100 | 125 | 160 | 200 | 250 | 400 | 630 | |
| AC-23A 400V 500V 690V | A | 16 | 25 | 32 | 32 | 40 | 63 | 63 | 90 | 160 | 200 | 250 | 400 | 630 | |
| | | | | | | | | | 70 | | | | | | |
| | | | | | | | | | 50 | | | | | | |
| AC-23A 230V 400V 500V 690V | kW | 5.1 | 8.0 | 10.2 | 10.2 | 12.7 | 20.1 | 20.1 | 22 | 48 | 60 | 75 | 132 | 200 | |
| | | | | | | | | | 8.9 | | | | | | 110 |
| | | | | | | | | | 11.1 | | | | | | 140 |
| | | | | | | | | | 15.3 | | | | | | 220 |
| AC-3 230V 400V 500V 690V | kW | 5.1 | 8.0 | 10.2 | 10.2 | 12.7 | 15.9 | 15.9 | - | - | - | - | - | - | |
| | | | | | | | | | 8.9 | | | | | | 110 |
| | | | | | | | | | 11.1 | | | | | | 140 |
| | | | | | | | | | 15.3 | | | | | | 220 |
| AC-4 230V 400V 500V | kW | 2.9 | 4.5 | 5.7 | 5.7 | - | - | - | - | - | - | - | - | - | |
| | | | | | | | | | 5.0 | | | | | | 110 |
| | | | | | | | | | 6.2 | | | | | | 140 |

*Notes: only for 2, 3 and 4 pole switches.

| USE WITH DIRECT CURRENT | | | | | | | | | | | | | | |
|--|---------------------------------|-----------------|------|------|------|------|------|------|------|-------|-------|-------|-------|-------|
| DC-21A | Rated use voltage Ie | A | 16 | 25 | 32 | 32 | 40 | 63 | 100 | - | - | - | - | - |
| | Max. voltage per pole in series | V | 60 | 60 | 60 | 60 | 62 | 62 | 62 | - | - | - | - | - |
| DC-22A | Rated use voltage Ie | A | 16 | 25 | 32 | 32 | 40 | 63 | 63 | - | - | - | - | - |
| | Max. voltage per pole in series | V | 50 | 50 | 50 | 50 | 62 | 62 | 62 | - | - | - | - | - |
| DC-23A | Rated use voltage Ie | A | 16 | 25 | 32 | 32 | 40 | 40 | 40 | - | - | - | - | - |
| | Max. voltage per pole in series | V | 30 | 30 | 30 | 30 | 31 | 31 | 31 | - | - | - | - | - |
| Frequency of operations at rated current | | Op./h | 120 | 120 | 120 | 120 | 120 | 120 | 120 | - | - | - | - | - |
| Cross-section of solid conductors | | mm ² | 1-10 | 1-10 | 1-10 | 1-10 | 6-35 | 6-35 | 6-35 | 10-70 | 10-70 | - | - | 240 |
| Cross-section of flexible conductors | | mm ² | 1-10 | 1-10 | 1-10 | 1-10 | 6-35 | 6-35 | 6-35 | - | - | - | - | - |
| Tightening torque | | Nm | 2 | 2 | 2 | 2 | 3 | 3 | 3 | 6 | 6 | 15-22 | 15-22 | 30-44 |



Electrical systems and distribution boards for construction sites

The electrical system of a construction site must meet the CEI 64-8/7 Standard (Electrical utility systems at a nominal voltage of no more than 1000 V in alternating current and 1500 V in direct current. Part 7: Particular environments and applications), which integrate the general requirements of CEI 64-8 Standard. Section 704 of this standard specifically covers "Construction and demolition sites".

A useful help to all plant installers for the execution of electrical installations in construction sites is provided by the Guide CEI 64-17, ed. 2010-2, "Guide to the execution of electrical installations on construction sites", which provides interesting information and suggestions for installation procedures. The guide also includes recommendations for circuits powered with plug-type sockets for the power supply of construction site electrical equipment that can be used by untrained personnel. In addition, the execution of the electrical system at construction sites is subject to Ministerial Decree 37/2008 and to Chapter IV of Legislative Decree 81/08 (ex Legislative Decree 494/96). Consequently, the electrical installer who builds the system, must issue the declaration of conformity as provided for in art. 7 of Ministerial Decree 37/08. The site's electrical system is excluded from the requirement that the project be signed by a professional technician registered in the register of building engineers. However, the installer is still obliged to issue a declaration of conformity (art. 10, paragraph 1, of Ministerial Decree 37/08).

We remind you art. 117 of Legislative Decree 81/2008 and art. 73 of Legislative Decree 106/2009 on safety distance from power lines.

Distribution boards for the distribution of electrical energy in construction sites must be constructed in compliance with the requirements of European Standard EN 61439-4 "Low-voltage (LV) switchgear and control gear assemblies, Part 4: Particular requirements for assemblies for construction sites (ACS)".

The standard defines low-voltage switchgear and controlgear subject to type tests for construction sites (ASC), in the following way: "Combination of one or several transforming or low voltage switching devices with associated control, measuring, signalling, protective and regulating equipment complete with all their internal electrical and mechanical connections and structural parts. designed and built for use on all construction sites, indoors and outdoors."

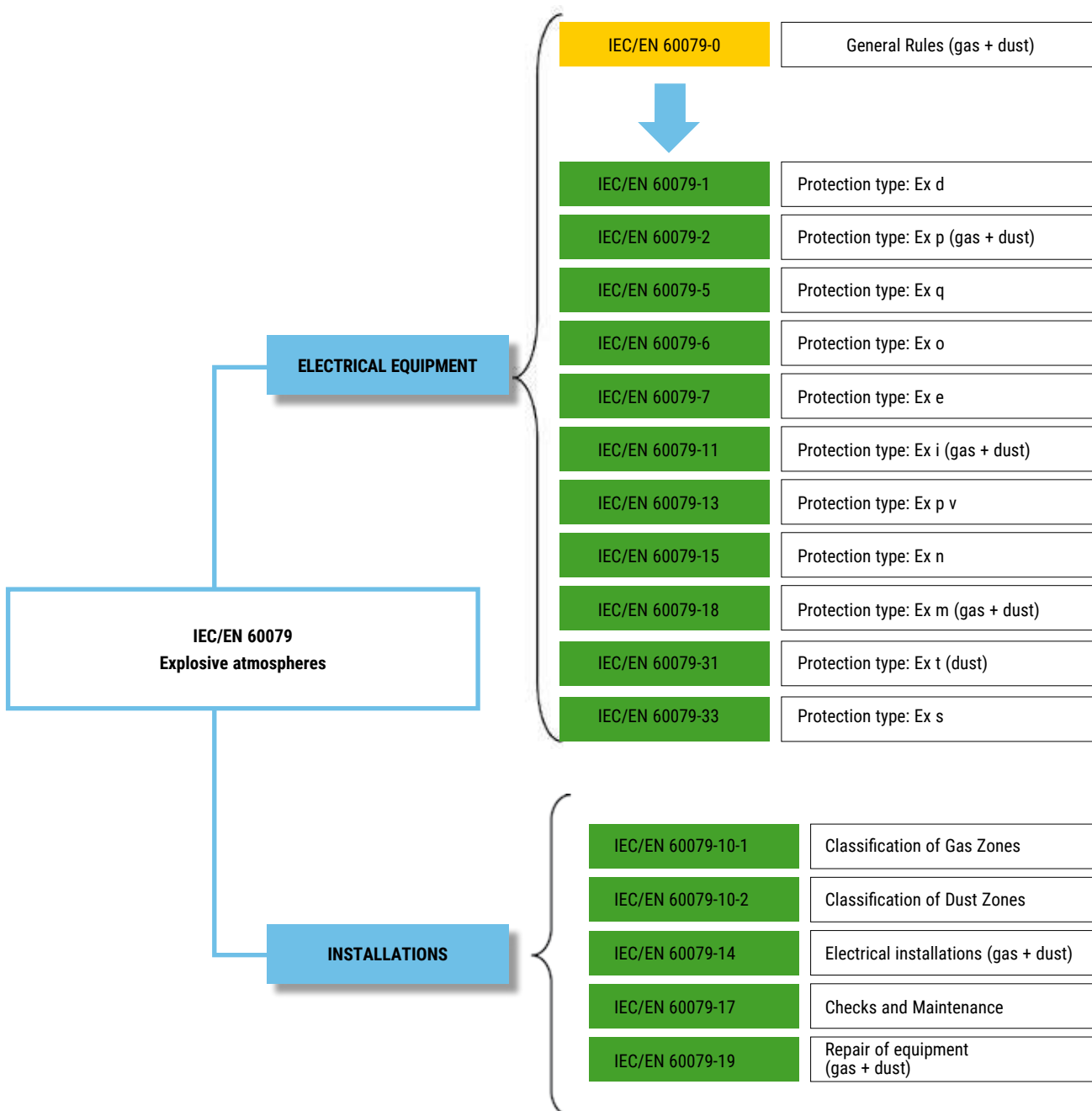
ACS Boards for construction sites are classified based on their function (IEC EN 61439-4 Standard):





ATEX electrical equipment


The structure of IEC/EN 60079 standards is such that the series is divided into parts. Part 0 sets out the general requirements for all equipment. From part 1 onwards the requirements are set out for each specific protection method. In order to conform to safety requirements, equipment used in hazardous and partially explosive environments should be produced in a specific way to protect people on site. Therefore it should not be able to trigger explosive atmospheres during its normal functioning, in conditions of first fault and/or in conditions of rare fault according to the explosion-proof level (EPL).






Marking

CE marking is mandatory and must be affixed to any equipment, assembly or protection system (excluding components) before it is placed on the market or put into service. The manufacturer affixes the CE marking on the product that complies with the directive, in accordance with the following indications:

CE EU mark + identification number of the Notified Body responsible for supervision +  + Group + Category

For example: **CE0051  II 2GD**

As regards Category 3, as no intervention of a notified body is envisaged and therefore no CE type testing is required, nor production supervision, the marking will be as follows:

CE EU mark +  + Group + Category

For example: **CE  II 3G**


The purpose of marking is to inform those that purchase, install, use, maintain, check, etc., that the device has been constructed in compliance with the essential safety requirements, to the level established by the category.

In order to install equipment (whether electrical or not) in a potentially explosive area, it is necessary and sufficient that it is marked as above.

This means that electrical and non-electrical products which do not comply with the harmonised standards (e.g. Ex constructions) may be installed while still compliant with the law and with explosion protection principles.

In this case the equipment will be marked as shown in the examples above.

If, on the other hand, equipment (e.g. electrical equipment) is installed that is compliant with the directive as a consequence of the conformity with harmonised standards, i.e. Ex electrical equipment that are consequently presumed to comply with the Essential Safety Requirements, the ATEX marking requirements must be affixed in accordance with the following indications:


EU mark CE+ identification number of the Notified Body responsible for supervision +  + Group + Category + Ex mark

Example 1: **CE0051  II 2G Ex de IIC T5 Gb**

Example 2: **CE0051  II 2D Ex tb IIIC T 100°C Db IP66**

Example 3: **CE  II 3G Ex nR IIC T6 Gc**

A complete marking of an Ex electrical equipment, in conformity with directive 94/9/EC, must show the following:

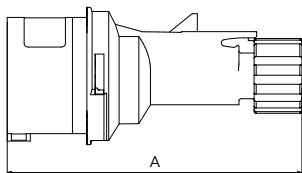
ABCD SpA, Via Moro 2, Milan (manufacturer's name and address)
 MRT - 1234 - 2004 (type, serial or batch number, year)
CE0051 (CE mark, identification number of the Notified Body responsible for manufacturing supervision)
 II 2G (group, category)
 Ex d IIB T4 Gb (protection method, gas group, EPL temperature class)
 CESI 02 ATEX 0999 (CE type test certificate number)
 Characteristic parameters (supply voltage, frequency, etc.)



PLUGS AND SOCKETS

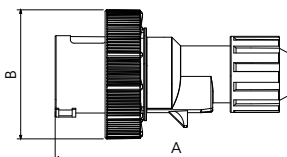
MULTIMAX

IP44 plugs



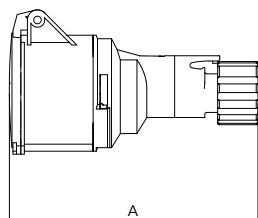
| Rated current (A) | No. of poles | A (mm) |
|-------------------|--------------|--------|
| 16 | 2P+⊕ | 127 |
| | 3P+⊕ | 134 |
| | 3P+N+⊕ | 142 |
| 32 | 2P+⊕ | 154 |
| | 3P+⊕ | 154 |
| | 3P+N+⊕ | 173 |

IP67 plugs



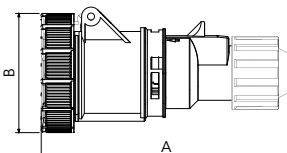
| Rated current (A) | No. of poles | A (mm) | B (mm) |
|-------------------|--------------|--------|--------|
| 16 | 2P+⊕ | 135 | 69.5 |
| | 3P+⊕ | 140 | 77.5 |
| | 3P+N+⊕ | 150 | 85.5 |
| 32 | 2P+⊕ | 165 | 92 |
| | 3P+⊕ | 165 | 92 |
| | 3P+N+⊕ | 170 | 98.5 |
| 63 | 2P+⊕ | 250 | 111 |
| | 3P+⊕ | 250 | 111 |
| | 3P+N+⊕ | 250 | 111 |

IP44 mobile socket-outlets



| Rated current (A) | No. of poles | A (mm) |
|-------------------|--------------|--------|
| 16 | 2P+⊕ | 134 |
| | 3P+⊕ | 143 |
| | 3P+N+⊕ | 151 |
| 32 | 2P+⊕ | 163 |
| | 3P+⊕ | 163 |
| | 3P+N+⊕ | 182 |

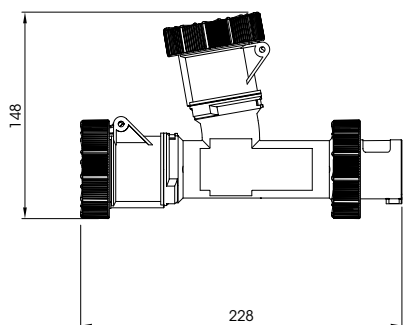
IP67 mobile socket-outlets



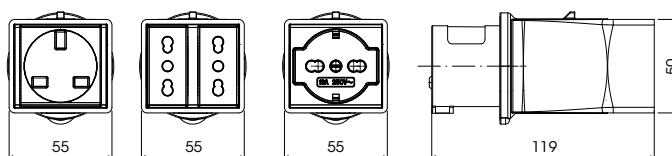
| Rated current (A) | No. of poles | A (mm) | B (mm) |
|-------------------|--------------|--------|--------|
| 16 | 2P+⊕ | 145 | 69.5 |
| | 3P+⊕ | 150 | 77.5 |
| | 3P+N+⊕ | 165 | 85.5 |
| 32 | 2P+⊕ | 180 | 92 |
| | 3P+⊕ | 180 | 92 |
| | 3P+N+⊕ | 185 | 98.5 |
| 63 | 2P+⊕ | 270 | 111 |
| | 3P+⊕ | 270 | 111 |
| | 3P+N+⊕ | 270 | 111 |

MULTIPLAY

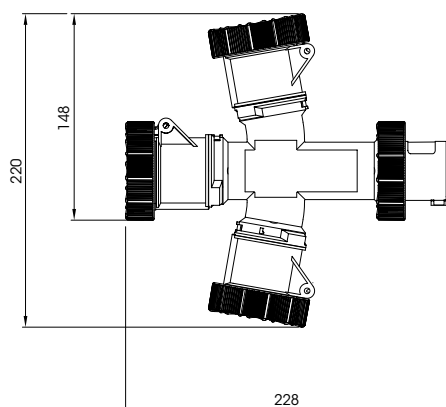
Multipliers with 2 outlets



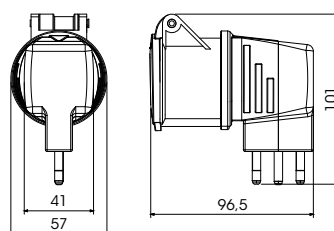
Adaptor with industrial plug



Multipliers with 3 outlets



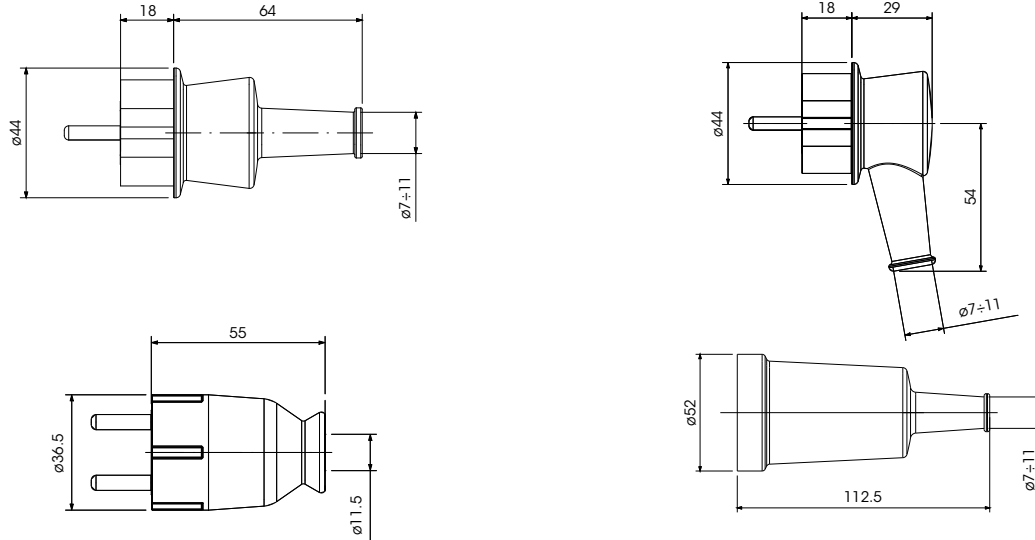
Adaptor with domestic plug





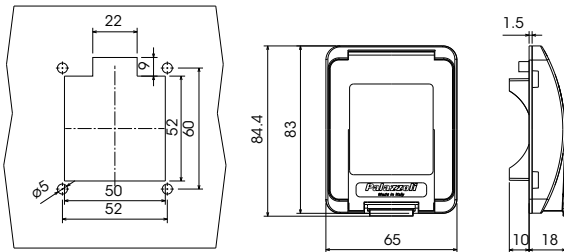
PLUGS AND SOCKETS

SPIN

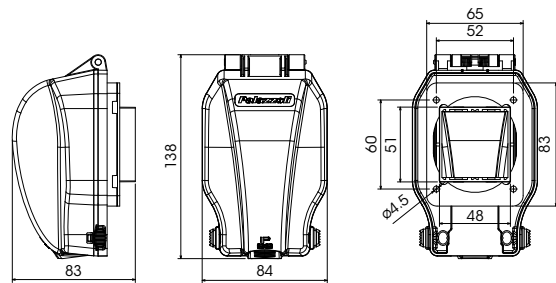


topTER

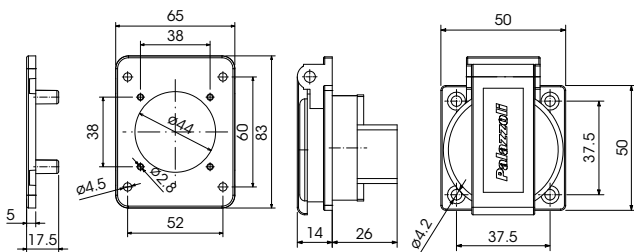
IP66 cap



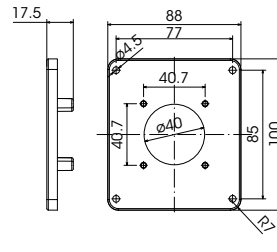
IP66 cap



Flange and international domestic sockets



Flange for extra low voltage sockets





PLUGS AND SOCKETS

TOPTER

16A/32A sockets

Technical drawings of 16A/32A sockets. The side view shows dimensions A, B, and S. The front view shows dimensions C, D, E, F, and G. Template A shows dimensions 60, 12, 24, 52, 60, and $\phi 4.5$. Template B shows dimensions 85, 77, 39, and $\phi 4.5$.

| Rated current (A) | No. of poles | A (mm) | B (mm) | C (mm) | D (mm) | F (mm) | G (mm) | ϕ (mm) | Template |
|-------------------|--------------|--------|--------|--------|--------|--------|--------|-------------|----------|
| 16 | 2P+ \neq | 5 | 45 | 65 | 52 | 83 | 60 | 72 | A |
| | 3P+ \neq | 5 | 46 | 65 | 52 | 83 | 60 | 80 | A |
| | 3P+N+ \neq | 7 | 47 | 88 | 77 | 100 | 85 | 88 | B |
| 32 | 2P+ \neq | 7 | 54 | 88 | 77 | 100 | 85 | 93 | B |
| | 3P+ \neq | 7 | 54 | 88 | 77 | 100 | 85 | 93 | B |
| | 3P+N+ \neq | 7 | 55 | 88 | 77 | 100 | 85 | 100 | B |

63A fixed socket-outlets

Technical drawings of 63A fixed socket-outlets. The side view shows dimensions 145, 68, 10, and 10. The front view shows dimensions 6.5, 80, 85, 80, 100, 45, and 40. The top view shows dimensions 80, 40, and $\phi 90$.

Compact panel-mounted sockets

Technical drawings of compact panel-mounted sockets. The side view shows dimensions 37.5 and 5. The front view shows dimensions 60 and 60. The top view shows dimensions 47, 23, 24, 47, and $\phi 4.5$.

Distribution boards

Technical drawings of distribution boards. The top row shows a side view with dimensions 148 and 86.5, and two front views with dimensions 121.5 and 452. The middle row shows a side view with dimensions 160 and 120.5, and a front view with dimensions 456 and A. The bottom row shows a detailed front view with dimensions 171.5, 72, 370, 274.25, 579012, 120, 12, 336, 417, and C.

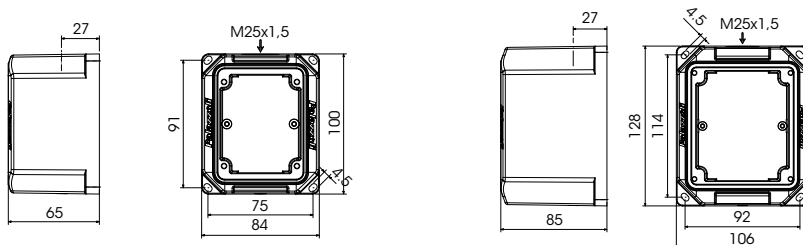
| Palazzoli code | A (mm) | B (mm) | C (mm) |
|----------------|--------|--------|--------|
| 579824 | 239 | 120 | 289 |
| 579826 | 350 | 230 | 400 |
| 579828 | 461 | 340 | 511 |
| 579863 | 239 | 120 | 289 |
| 579865 | 350 | 230 | 400 |



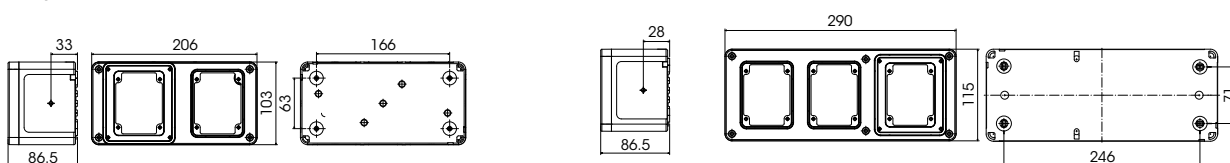
PLUGS AND SOCKETS

TOPTER

Individual back boxes code 579750 and code 579751

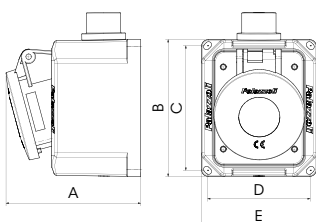


Multiple back boxes



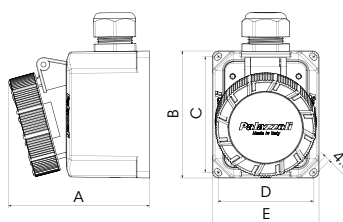
topTER for wall mounting

15° angled IP44 sockets



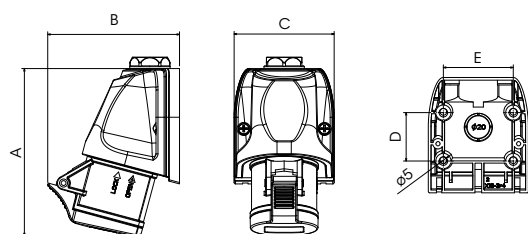
| Palazzoli code | A (mm) | B (mm) | C (mm) | D (mm) | E (mm) |
|-----------------|--------|--------|--------|--------|--------|
| 438124 - 438126 | 98 | 100 | 91 | 75 | 84 |
| 438136 | 99 | | | | |
| 438146 | 118 | 128 | 114 | 92 | 106 |
| 438224 - 438236 | 128 | | | | |
| 438246 | 128 | | | | |

15° angled IP66/IP67 sockets



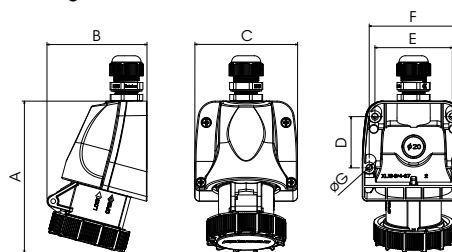
| Palazzoli code | A (mm) | B (mm) | C (mm) | D (mm) | E (mm) |
|--------------------------|--------|--------|--------|--------|--------|
| 439124 - 439126 | 110 | 100 | 91 | 75 | 84 |
| 439136 | 111 | | | | |
| 439146 | 132 | | | | |
| 439233 - 439224 - 439236 | 139 | 128 | 114 | 92 | 106 |
| 439246 | 140 | | | | |

90° angled IP44 sockets



| Rated current (A) | No. of poles | A (mm) | B (mm) | C (mm) | D (mm) | E (mm) |
|-------------------|--------------|--------|--------|--------|--------|--------|
| 16 | 2P+≋ | 124 | 98 | 74.5 | 36 | 52 |
| | 3P+≋ | 125 | 97 | 74.5 | 36 | 52 |
| | 3P+N+≋ | 138 | 115 | 85 | 40 | 60 |
| 32 | 2P+≋ | 150 | 116 | 85 | 40 | 60 |
| | 3P+≋ | 150 | 116 | 85 | 40 | 60 |
| | 3P+N+≋ | 150 | 118 | 85 | 40 | 60 |

90° angled IP67 sockets



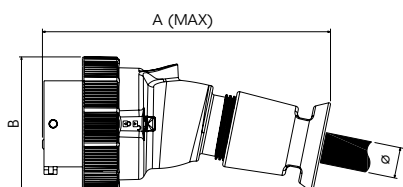
| Rated current (A) | No. of poles | A (mm) | B (mm) | C (mm) | D (mm) | E (mm) | F (mm) | G (mm) |
|-------------------|--------------|--------|--------|--------|--------|--------|--------|--------|
| 16 | 2P+≋ | 133 | 88 | 90 | 45 | 68 | 78 | 4.5 |
| | 3P+≋ | 135 | 90 | 90 | 45 | 68 | 78 | 4.5 |
| | 3P+N+≋ | 145 | 108 | 105 | 43 | 78 | 92 | 4.5 |
| 32 | 2P+≋ | 156 | 114 | 105 | 43 | 78 | 92 | 4.5 |
| | 3P+≋ | 156 | 114 | 105 | 43 | 78 | 92 | 4.5 |
| | 3P+≋ (3h) | 164 | 113 | 94 | 46 | 80 | 80 | 4.5 |
| | 3P+N+≋ | 157 | 117 | 105 | 43 | 78 | 92 | 4.5 |
| 63 | 2P+≋ | 230 | 172 | 119 | 156 | 103 | 103 | 6 |
| | 3P+≋ | 230 | 172 | 119 | 156 | 103 | 103 | 6 |
| | 3P+N+≋ | 230 | 172 | 119 | 156 | 103 | 103 | 6 |



PLUGS AND SOCKETS

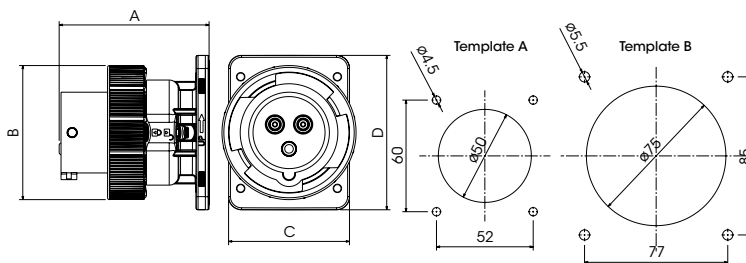
XCEE

Plugs

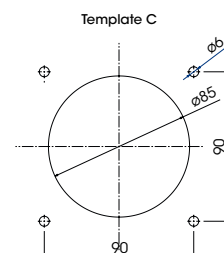


| Rated current (A) | No. of poles | A (mm) | B (mm) | Ø (mm) |
|-------------------|--------------------|--------|--------|---------|
| 16 | 2P+± | 167 | 72 | 6.3-18 |
| | 3P+± | 173.5 | 80 | |
| | 3P+N+± | 186.5 | 87 | 11-23 |
| 32 | 2P+± | 194 | 93 | 11-23 |
| | 3P+± | | | |
| | 3P+N+± | 207 | 100 | 13-27 |
| 63 | 2P+±, 3P+±, 3P+N+± | 252 | 112 | 14.5-37 |
| 125 | 2P+±, 3P+±, 3P+N+± | 312 | 126 | 25-50 |

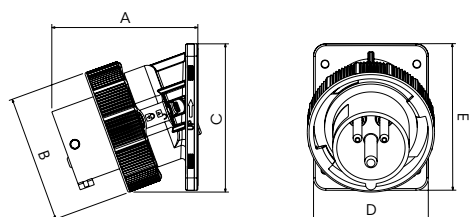
Straight panel-mounted inlets



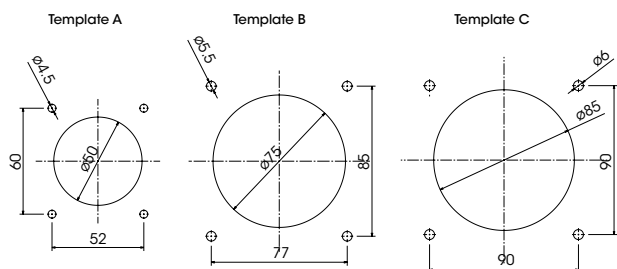
| Rated current (A) | No. of poles | A (mm) | B (mm) | C (mm) | D (mm) | Template |
|-------------------|--------------------|--------|--------|--------|--------|----------|
| 16 | 2P+± | 81 | 72 | 65 | 83 | A |
| | 3P+± | 82 | 80 | | | |
| | 3P+N+± | 84 | 87 | | | |
| 32 | 2P+± | 91 | 93 | 100 | 108 | B |
| | 3P+± | | | | | |
| | 3P+N+± | 93.5 | 100 | | | |
| 63 | 2P+±, 3P+±, 3P+N+± | 128.5 | 112 | 100 | 108 | B |
| 125 | 2P+±, 3P+±, 3P+N+± | 134 | 126 | 114 | 114 | C |



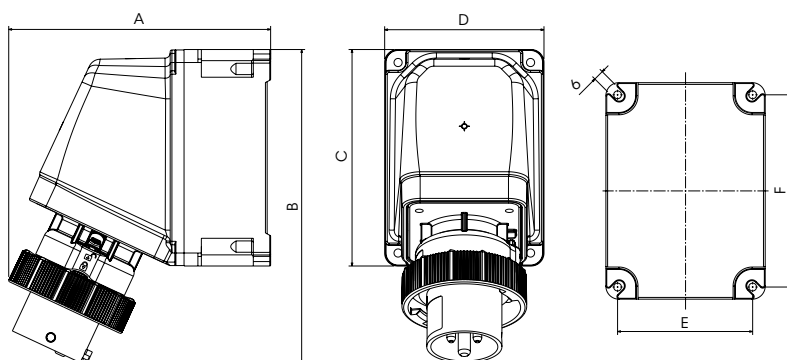
Angled panel-mounted inlets



| Rated current (A) | No. of poles | A (mm) | B (mm) | C (mm) | D (mm) | E (mm) | Template |
|-------------------|--------------------|--------|--------|--------|--------|--------|----------|
| 16 | 2P+± | 83 | 72 | 84 | 65 | 83 | A |
| | 3P+± | 84 | 80 | 88 | | | |
| | 3P+N+± | 89 | 87 | 92 | | | |
| 32 | 2P+± | 95 | 93 | 96 | 100 | 108 | B |
| | 3P+± | | | | | | |
| | 3P+N+± | 100 | 100 | 115 | | | |
| 63 | 2P+±, 3P+±, 3P+N+± | 134 | 112 | 132 | 100 | 108 | B |
| 125 | 2P+±, 3P+±, 3P+N+± | 144 | 126 | 147 | 114 | 114 | C |



65° angled wall-mounted inlets



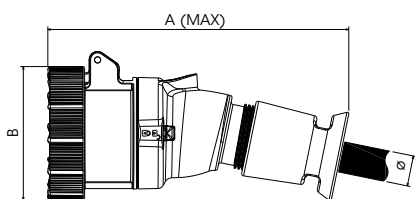
| Rated current (A) | No. of poles | A (mm) | B (mm) | C (mm) | D (mm) | E (mm) | F (mm) |
|-------------------|--------------------|--------|--------|--------|--------|--------|--------|
| 16 | 2P+± | 152 | 183 | 125 | 92 | 78 | 111 |
| | 3P+± | 156 | 185 | | | | |
| | 3P+N+± | 160 | 189 | | | | |
| 32 | 2P+± | 163 | 195 | 185 | 125 | 111 | 171 |
| | 3P+± | | | | | | |
| | 3P+N+± | 207 | 239 | | | | |
| 63 | 2P+±, 3P+±, 3P+N+± | 219 | 272 | 185 | 125 | 111 | 171 |
| 125 | 2P+±, 3P+±, 3P+N+± | 222 | 283 | | | | |



PLUGS AND SOCKETS

XCEE

Straight mobile socket-outlets



| Rated current (A) | No. of poles | A (mm) | B (mm) | Ø (mm) |
|-------------------|--------------------|--------|--------|---------|
| 16 | 2P+⊕ | 176 | 72 | 6.3-18 |
| | 3P+⊕ | 183 | 80 | |
| | 3P+N+⊕ | 197 | 87 | 11-23 |
| 32 | 2P+⊕ | 207 | 93 | 11-23 |
| | 3P+⊕ | | | |
| | 3P+N+⊕ | 221 | 100 | 13-27 |
| 63 | 2P+⊕, 3P+⊕, 3P+N+⊕ | 272 | 109 | 14.5-37 |
| 125 | 2P+⊕, 3P+⊕, 3P+N+⊕ | 336 | 124 | 25-50 |

Straight panel-mounted sockets

| Rated current (A) | No. of poles | A (mm) | B (mm) | C (mm) | C1 (mm) | D (mm) | E (mm) | Template |
|-------------------|--------------------|--------|--------|--------|---------|--------|--------|----------|
| 16 | 2P+⊕ | 90 | 72 | 87 | | 65 | 83 | A |
| | 3P+⊕ | 91 | 80 | 91 | | | | |
| | 3P+N+⊕ | 94 | 87 | 97 | | | | |
| 32 | 2P+⊕ | 104 | 93 | 97.5 | 102.5 | 100 | 108 | B |
| | 3P+⊕ | | | | | | | |
| | 3P+N+⊕ | 108 | 100 | 114 | | | | |
| 63 | 2P+⊕, 3P+⊕, 3P+N+⊕ | 150 | 109 | 116.5 | 117 | 114 | 114 | C |
| 125 | 2P+⊕, 3P+⊕, 3P+N+⊕ | 157 | 124 | 127 | 132 | | | |

Panel-mounted angled sockets

| Rated current (A) | No. of poles | A (mm) | B (mm) | C (mm) | D (mm) | E (mm) | Template |
|-------------------|--------------------|--------|--------|--------|--------|--------|----------|
| 16 | 2P+⊕ | 97 | 72 | 96 | 65 | 83 | A |
| | 3P+⊕ | 99 | 80 | 100 | | | |
| | 3P+N+⊕ | 103 | 87 | 104 | | | |
| 32 | 2P+⊕ | 113 | 93 | 110 | 100 | 108 | B |
| | 3P+⊕ | | | | | | |
| | 3P+N+⊕ | 118 | 100 | 130 | | | |
| 63 | 2P+⊕, 3P+⊕, 3P+N+⊕ | 161 | 109 | 152 | 114 | 114 | C |
| 125 | 2P+⊕, 3P+⊕, 3P+N+⊕ | 172 | 124 | 168 | | | |

65° angled wall-mounted socket-outlets

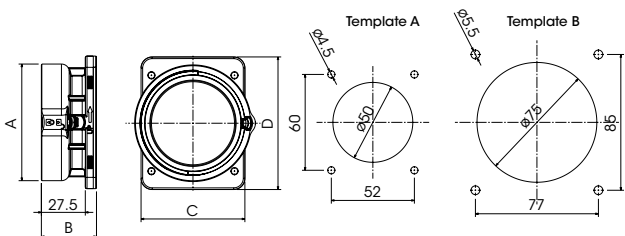
| Rated current (A) | No. of poles | A (mm) | B (mm) | C (mm) | D (mm) | E (mm) | F (mm) |
|-------------------|--------------------|--------|--------|--------|--------|--------|--------|
| 16 | 2P+⊕ | 166 | 196 | 125 | 92 | 78 | 111 |
| | 3P+⊕ | 170 | 198 | | | | |
| | 3P+N+⊕ | 173 | 200 | | | | |
| 32 | 2P+⊕ | 180 | 210 | 185 | 125 | 111 | 171 |
| | 3P+⊕ | | | | | | |
| | 3P+N+⊕ | 225 | 257 | | | | |
| 63 | 2P+⊕, 3P+⊕, 3P+N+⊕ | 246 | 297 | 234 | 307 | | |
| 125 | 2P+⊕, 3P+⊕, 3P+N+⊕ | 234 | 307 | | | | |



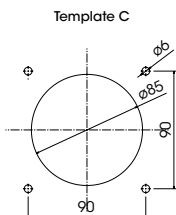
PLUGS AND SOCKETS

XCEE

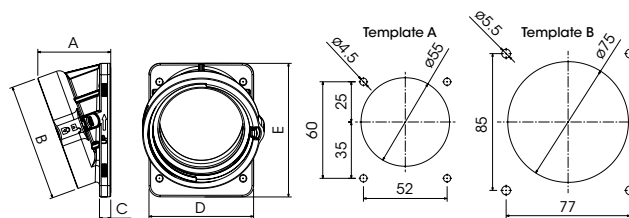
Panel-mounted straight flanges



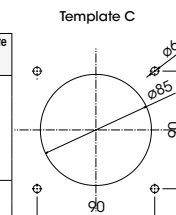
| Rated current (A) | No. of poles | A (mm) | B (mm) | C (mm) | D (mm) | Template |
|-------------------|--------------------|--------|--------|--------|--------|----------|
| 16 | 2P+⊕ | 56.5 | 34.5 | 65 | 83 | A |
| | 3P+⊕ | 64 | | | | |
| 32 | 2P+⊕ | 73 | 100 | 100 | 108 | B |
| | 3P+⊕ | | | | | |
| 63 | 2P+⊕, 3P+⊕, 3P+N+⊕ | 93 | 48 | 114 | 114 | C |
| 125 | 2P+⊕, 3P+⊕, 3P+N+⊕ | 108 | 46 | 114 | 114 | C |



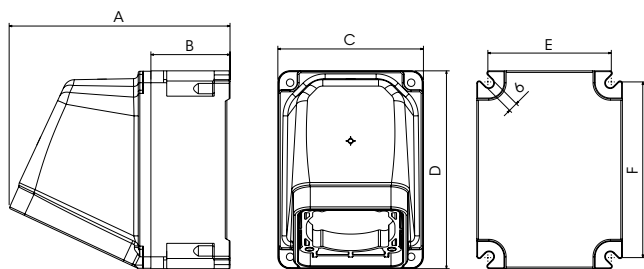
Panel-mounted angled flanges



| Rated current (A) | No. of poles | A (mm) | B (mm) | C (mm) | D (mm) | E (mm) | Template |
|-------------------|--------------------|--------|--------|--------|--------|--------|----------|
| 16 | 2P+⊕ | 42 | 56.5 | 7 | 65 | 83 | A |
| | 3P+⊕ | 44 | 64 | | | | |
| 32 | 2P+⊕ | 45 | 73 | 9 | 100 | 108 | B |
| | 3P+⊕ | 48.5 | 80 | | | | |
| 63 | 2P+⊕, 3P+⊕, 3P+N+⊕ | 63 | 93 | 9.5 | 114 | 114 | C |
| 125 | 2P+⊕, 3P+⊕, 3P+N+⊕ | 65 | 108 | 9.5 | 114 | 114 | C |

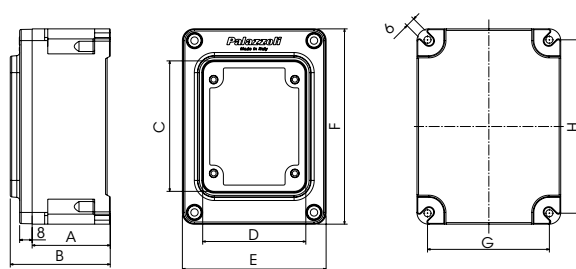


65° angled wall-mounted boxes



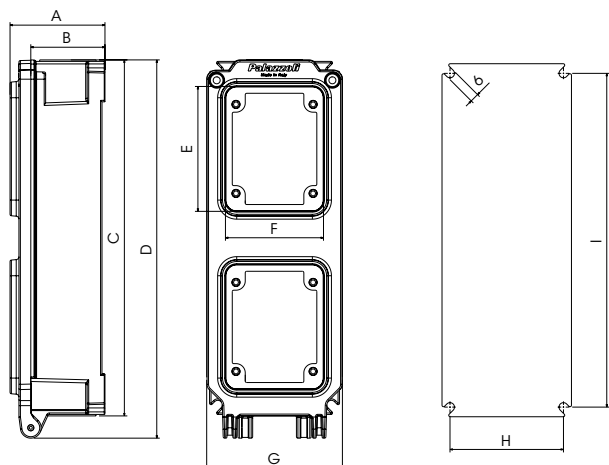
| Palazzoli code | A (mm) | B (mm) | C (mm) | D (mm) | E (mm) | F (mm) |
|----------------|--------|--------|--------|--------|--------|--------|
| 532131 | 140 | 50 | 92 | 125 | 78 | 111 |
| 532132 | 190 | 75 | 125 | 185 | 111 | 171 |
| 532133 | 208 | | | | | |

Wall-mounted boxes for one device



| Palazzoli code | A (mm) | B (mm) | C (mm) | D (mm) | E (mm) | F (mm) | G (mm) | H (mm) |
|----------------|--------|--------|--------|--------|--------|--------|--------|--------|
| 532101 | 50 | 64 | 83 | 65 | 92 | 125 | 78 | 111 |
| 532102 | 75 | 91 | 108 | 100 | 125 | 185 | 111 | 171 |
| 532103 | | 108.5 | 14 | 114 | | | | |

Wall-mounted boxes for two devices



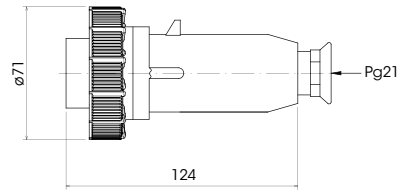
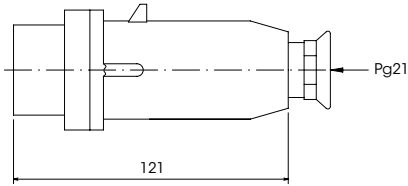
| Palazzoli code | A (mm) | B (mm) | C (mm) | D (mm) | E (mm) | F (mm) | G (mm) | H (mm) | I (mm) |
|----------------|--------|--------|--------|--------|--------|--------|--------|--------|--------|
| 532121 | 64 | 50 | 240 | 255 | 83 | 65 | 92 | 78 | 225 |
| 532122 | 91 | 75 | 335 | 352 | 108 | 100 | 125 | 109 | 319 |



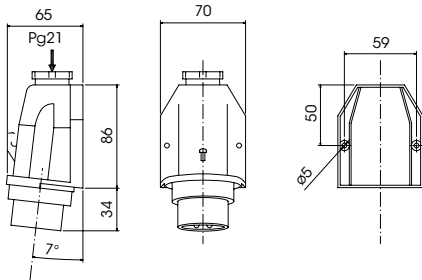
PLUGS AND SOCKETS

EXTRA low voltage CEE

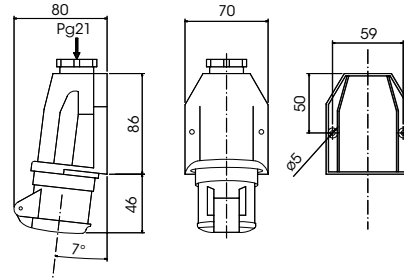
Straight mobile plugs IP67



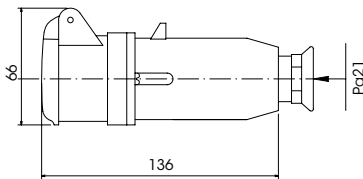
90° angled wall-mounted fixed plugs



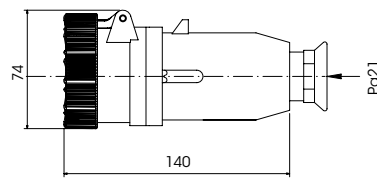
90° angled wall-mounted socket-outlets



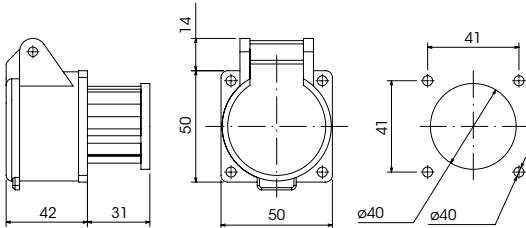
IP44 straight mobile socket-outlets



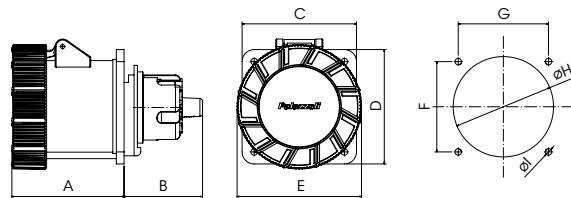
IP67 straight mobile socket-outlets



Flush-mounted IP44 sockets

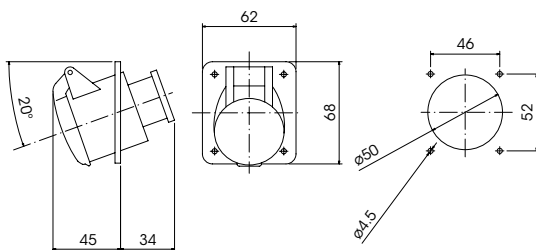


Flush-mounted IP67 sockets

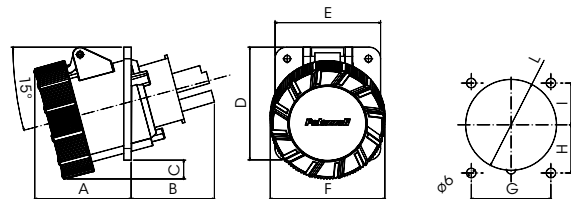


| Rated current (A) | A (mm) | B (mm) | C (mm) | D (mm) | E (mm) | F (mm) | G (mm) | H (mm) | I (mm) |
|-------------------|--------|--------|--------|--------|--------|--------|--------|--------|--------|
| 16 | 44 | 28 | 50 | 50 | 73 | 41 | 41 | 40 | 4.5 |
| 32 | 44 | 28 | 50 | 50 | 73 | 41 | 41 | 40 | 4.5 |
| 63 | 96 | 64 | 100 | 108 | 110 | 85 | 77 | 85 | 6.5 |
| 125 | 113 | 78 | 114 | 114 | 126 | 90 | 90 | 98 | 6.5 |

Flush-mounted angled IP44 sockets



Flush-mounted angled IP67 sockets



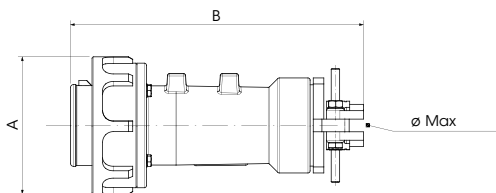
| Rated current (A) | A (mm) | B (mm) | C (mm) | D (mm) | E (mm) | F (mm) | G (mm) | H (mm) | I (mm) | L (mm) |
|-------------------|--------|--------|--------|--------|--------|--------|--------|--------|--------|--------|
| 63 | 80 | 80 | 10 | 108 | 100 | 109 | 77 | 46 | 39 | 86 |
| 125 | 101 | 82 | 20 | 114 | 114 | 128 | 90 | 47 | 43 | 96 |



PLUGS AND SOCKETS

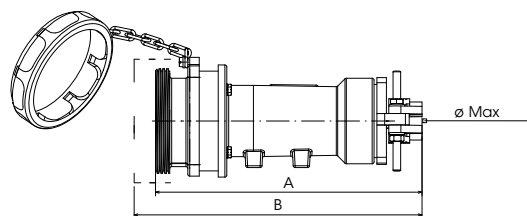
ALUMAX

Mobile plugs



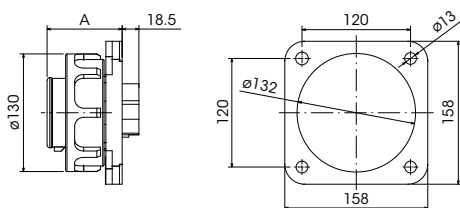
| Rated current (A) | A (mm) | B (mm) | ØMax |
|-------------------|--------|--------|------|
| 250A | 130 | 287.5 | 62 |
| 320/400A | 155 | 378 | 80 |

Fixed socket-outlets



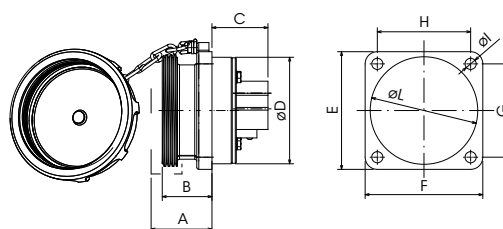
| Rated current (A) | A (mm) | B (mm) | ØMax |
|-------------------|--------|--------|------|
| 250A | 295 | 303 | 62 |
| 320/400A | 375 | 391 | 82 |

Fixed plugs



| Rated current (A) | A (mm) |
|-------------------|--------|
| 250A | 83 |
| 320/400A | 109 |

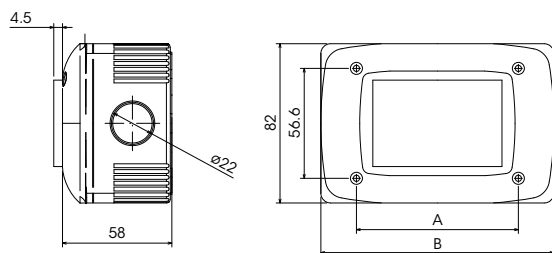
Fixed socket-outlets



| Rated current (A) | A (mm) | B (mm) | C (mm) | D (mm) | E (mm) | F (mm) | G (mm) | H (mm) | I (mm) | L (mm) |
|-------------------|--------|--------|--------|--------|--------|--------|--------|--------|--------|--------|
| 250A | 60 | 49 | 59 | 105 | 116 | 116 | 92 | 92 | 11 | 107 |
| 320/400A | 78 | 62 | 67 | 129 | 158 | 158 | 120 | 120 | 13 | 132 |

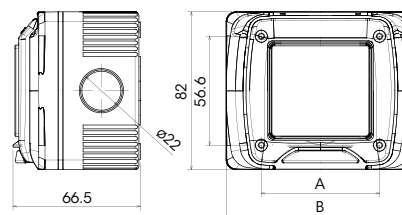
DOMOTER

Boxes for domestic devices - IP40



| Palazzoli code | A (mm) | B (mm) |
|----------------|--------|--------|
| 630001 | 39.4 | 76 |
| 630002 | 61.4 | 98 |
| 630003 | 83.4 | 120 |

Boxes for domestic devices - IP55



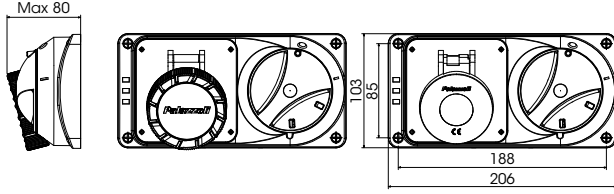
| Palazzoli code | A (mm) | B (mm) |
|----------------|--------|--------|
| 630011 | 39.4 | 76 |
| 630012 | 61.4 | 98 |
| 630013 | 83.4 | 120 |



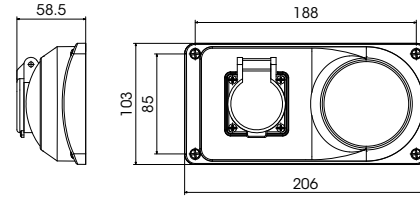
INTERLOCKED SOCKET-OUTLETS

PRIMA

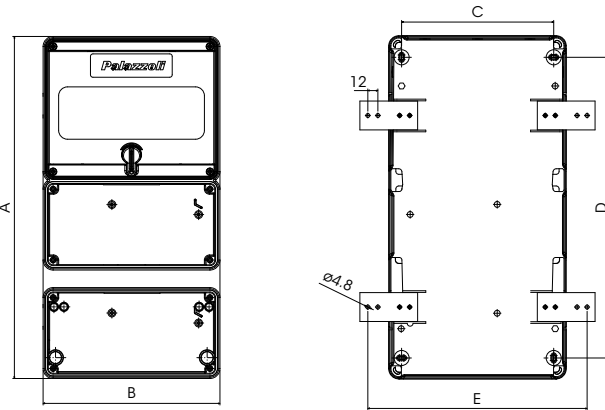
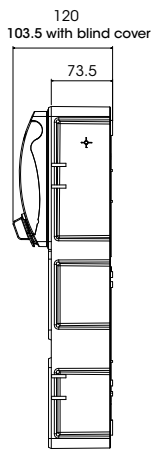
Socket-outlets with switch



Socket-outlets with transformer



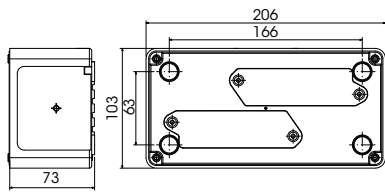
Distribution boards



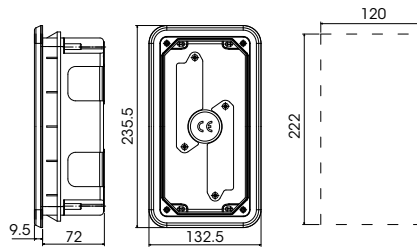
| Palazzoli code | A (mm) | B (mm) | C (mm) | D (mm) | E (mm) |
|----------------|--------|--------|--------|--------|--------|
| 579602 | 280 | 424 | 393 | 230 | 474 |
| 579620 | 410 | 212 | 182 | 360 | 262 |
| 579621 | 410 | 212 | 182 | 360 | 262 |
| 579640 | 410 | 424 | 393 | 360 | 474 |
| 579641 | 410 | 424 | 393 | 360 | 474 |
| 579642 | 410 | 424 | 393 | 360 | 474 |

Bottom boxes - flanges - control unit

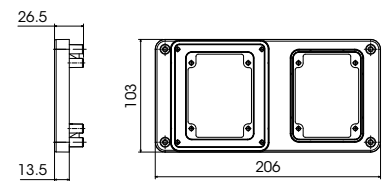
code 579500



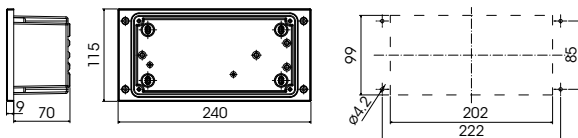
code 579510



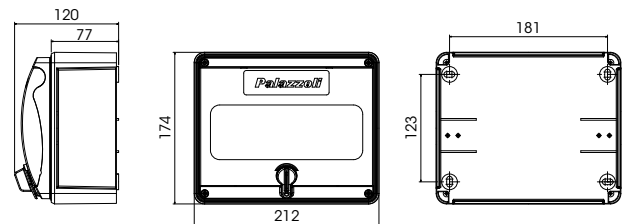
code 579718



code 575501



code 579612

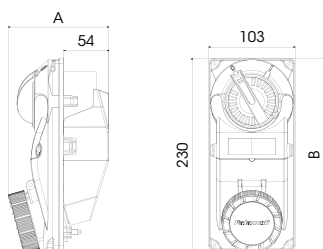




INTERLOCKED SOCKET-OUTLETS

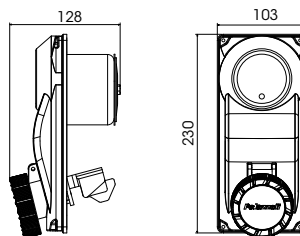
TOPTER

Socket-outlets with switch

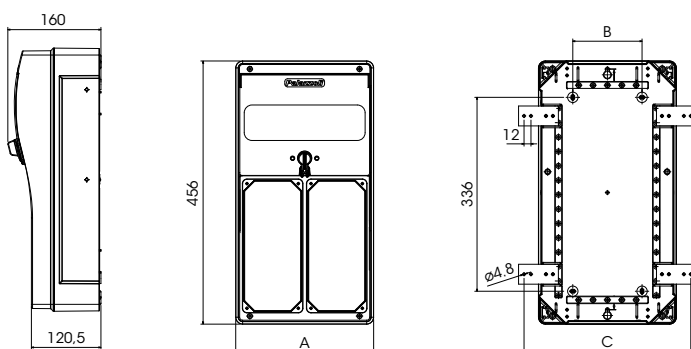


| Rated current (A) | No. of poles | A (mm) | B (mm) |
|-------------------|--------------|--------|--------|
| 16 | 2P+⊕ | 120 | 232 |
| | 3P+⊕ | 123 | 233 |
| | 3P+N+⊕ | 127 | 234 |
| 32 | 2P+⊕ | 135 | 237 |
| | 3P+⊕ | 135 | 237 |
| | 3P+N+⊕ | 140 | 238 |

24V sockets with transformer

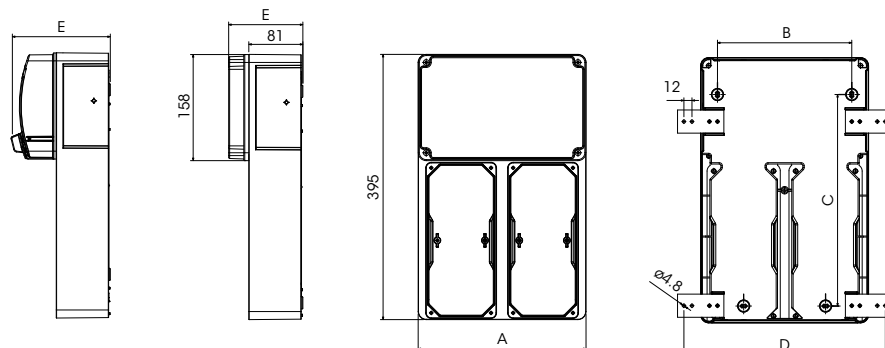


Boards with transparent door



| Palazzoli code | A (mm) | B (mm) | C (mm) |
|----------------|--------|--------|--------|
| 579742 | 239 | 120 | 289 |
| 579743 | 350 | 230 | 400 |
| 579744 | 461 | 340 | 511 |

Distribution boards with transparent and blind cover

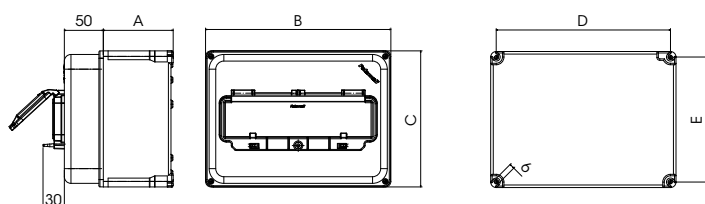
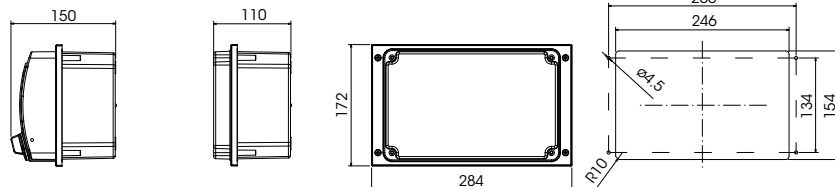


| Palazzoli code | A (mm) | B (mm) | C (mm) | D (mm) | E (mm) |
|----------------|--------|--------|--------|--------|--------|
| 579741 | 122 | 72 | 275 | 172 | 147 |
| 579721 | 122 | 72 | 275 | 172 | 111 |
| 579722 | 250 | 200 | 315 | 300 | 111 |
| 579723 | 380 | 330 | 315 | 430 | 111 |

Wall-mounted control unit

code 575506

code 575505



| Palazzoli code | A (mm) | B (mm) | C (mm) |
|----------------|--------|--------|--------|
| 579708 | 122 | 110 | 80 |
| 579709 | 250 | 108 | 200 |

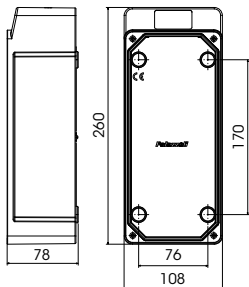


INTERLOCKED SOCKET-OUTLETS

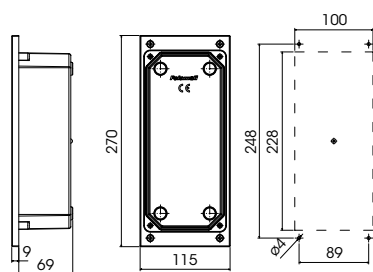
TOPTER

Boxes and flanges

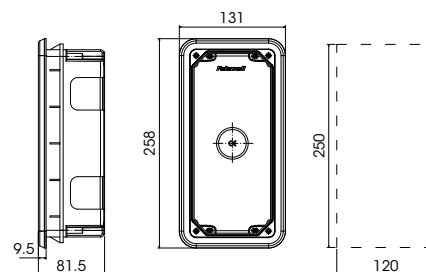
code 579710



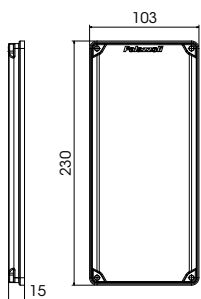
code 579711



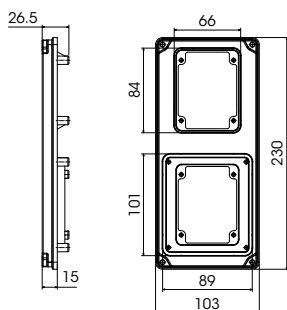
code 579712



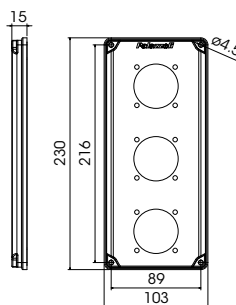
code 579713



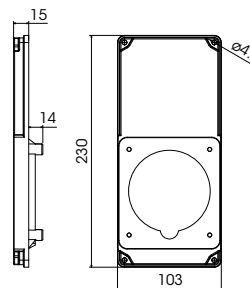
code 579714



code 579716

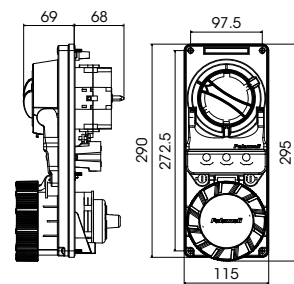


code 579717

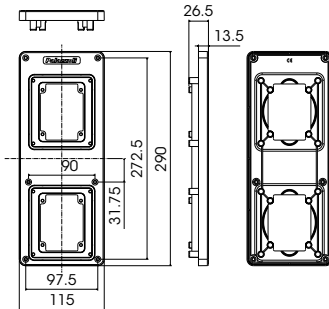


topTER 63A

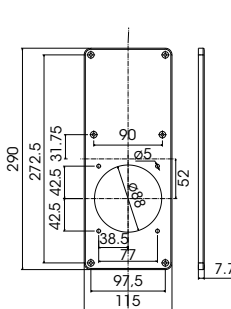
Socket-outlets



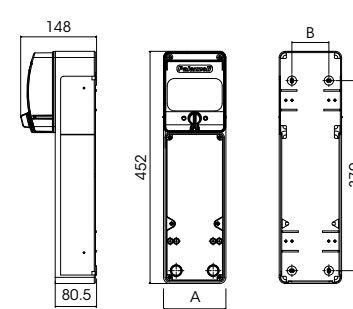
code 579719



code 579910

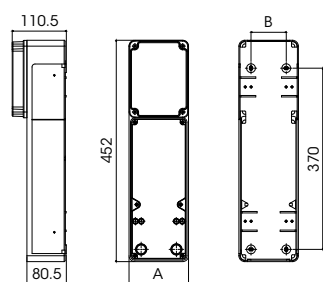


Boards and boxes
code 579631

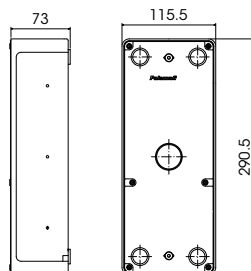


| Palazzoli code | A (mm) | B (mm) |
|----------------|--------|--------|
| 579631 | 121.5 | 72 |
| 579622 | 250 | 200 |
| 579623 | 378.5 | 328.5 |

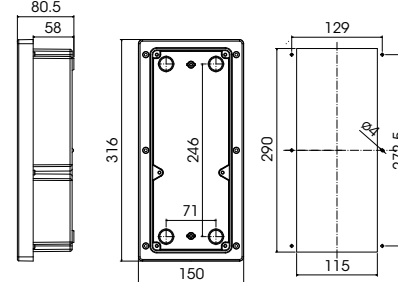
code 579421



code 579400



code 575502



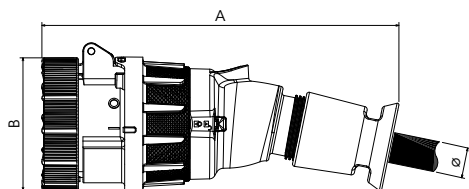
| Palazzoli code | A (mm) | B (mm) |
|----------------|--------|--------|
| 579421 | 121.5 | 72 |
| 579422 | 250 | 200 |
| 579423 | 378.5 | 328.5 |



INTERLOCKED SOCKET-OUTLETS

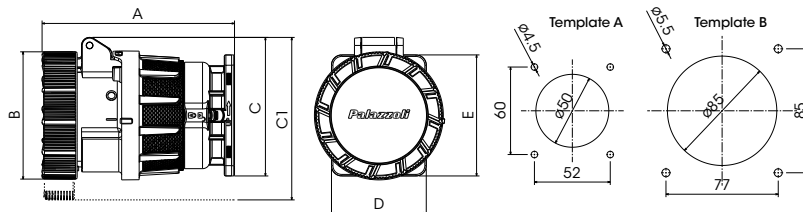
ROTOR

Straight mobile rotoswitches



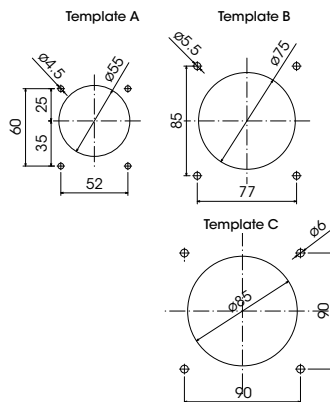
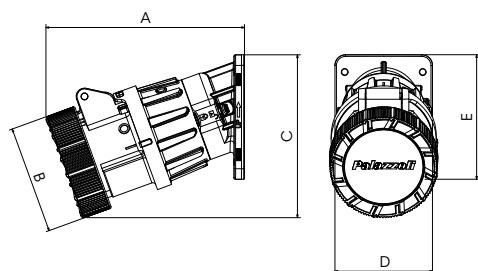
| Rated current (A) | No. of poles | A (mm) | B (mm) | ∅ (mm) |
|-------------------|--------------|--------|--------|---------|
| 16 | 2P+⊕ | 214 | 72 | 6.3-18 |
| | 3P+⊕ | 222 | 80 | |
| | 3P+N+⊕ | 235 | 87 | |
| 32 | 2P+⊕ | 250 | 93 | 11 - 23 |
| | 3P+⊕ | | 100 | |
| | 3P+N+⊕ | 264 | 13-27 | |
| 63 | 2P+⊕ | 345 | 109 | 14.5-37 |
| | 3P+⊕ | | 125 | |
| | 3P+N+⊕ | 145 | 155 | |
| 125 | 2P+⊕ | 415 | 155 | 25-50 |
| | 3P+⊕ | | 175 | |
| | 3P+N+⊕ | 195 | 215 | |

Straight panel-mounted rotoswitched sockets



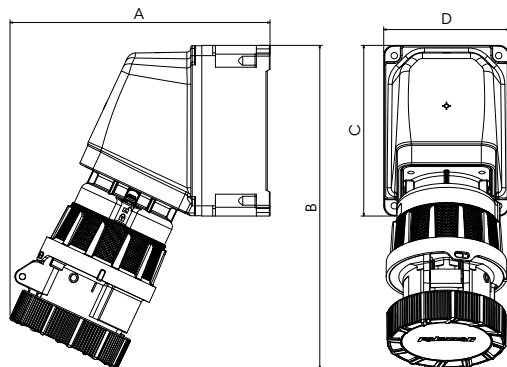
| Rated current (A) | No. of poles | A (mm) | B (mm) | C (mm) | C1 (mm) | D (mm) | E (mm) | Template |
|-------------------|--------------|--------|--------|--------|---------|--------|--------|----------|
| 16 | 2P+⊕ | 129 | 72 | 87 | - | 65 | 83 | A |
| | 3P+⊕ | | 80 | 91 | - | | | |
| | 3P+N+⊕ | | 87 | 97 | - | | | |
| 32 | 2P+⊕ | 146 | 93 | 97.5 | 102.5 | 100 | 108 | B |
| | 3P+⊕ | | 100 | 114 | - | | | |
| | 3P+N+⊕ | 150 | 100 | 114 | - | | | |
| 63 | 3P+⊕ | 218 | 108.6 | 132 | - | 100 | 108 | B |
| | 3P+N+⊕ | | 132 | - | 100 | | | |

Panel-mounted angled rotoswitches



| Rated current (A) | No. of poles | A (mm) | B (mm) | C (mm) | D (mm) | E (mm) | Template |
|-------------------|--------------|--------|--------|--------|--------|--------|----------|
| 16 | 2P+⊕ | 133 | 72 | 109 | 65 | 83 | A |
| | 3P+⊕ | 135 | 80 | 113 | | | |
| | 3P+N+⊕ | 139 | 87 | 117 | | | |
| 32 | 2P+⊕ | 152 | 93 | 125 | 100 | 108 | B |
| | 3P+⊕ | | 100 | 144 | | | |
| | 3P+N+⊕ | 157 | 100 | 144 | | | |
| 63 | 3P+⊕ | 224 | 109 | 175 | 100 | 108 | B |
| | 3P+N+⊕ | | 124 | 195 | | | |
| 125 | 3P+⊕ | 245 | 124 | 195 | 114 | 114 | C |
| | 3P+N+⊕ | | 124 | 195 | | | |

Panel-mounted 65° angled rotoswitches



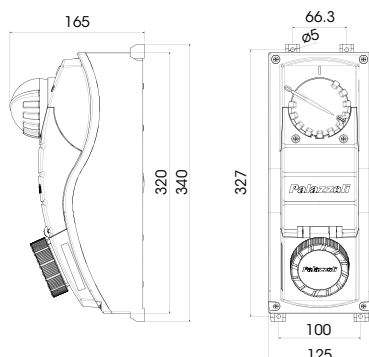
| Rated current (A) | No. of poles | A (mm) | B (mm) | C (mm) | D (mm) | E (mm) | F (mm) |
|-------------------|--------------|--------|--------|--------|--------|--------|--------|
| 16 | 2P+⊕ | 182 | 230 | 125 | 92 | 78 | 111 |
| | 3P+⊕ | 186 | 233 | | | | |
| | 3P+N+⊕ | 191 | 237 | | | | |
| 32 | 2P+⊕ | 200 | 250 | 185 | 125 | 111 | 171 |
| | 3P+N+⊕ | | 243 | | | | |
| 63 | 3P+⊕ | 275 | 358 | 185 | 125 | 111 | 171 |
| | 3P+N+⊕ | | 275 | | | | |
| 125 | 3P+⊕ | 250 | 385 | 185 | 125 | 111 | 171 |
| | 3P+N+⊕ | | 250 | | | | |



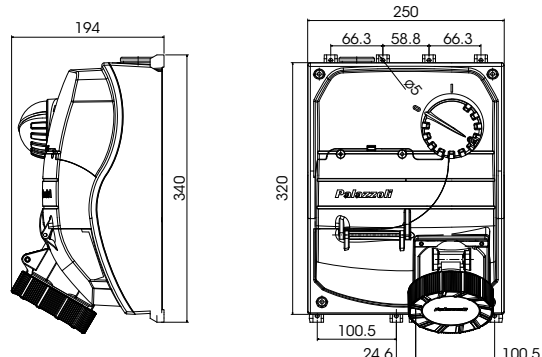
INTERLOCKED SOCKET-OUTLETS

ULYSSE

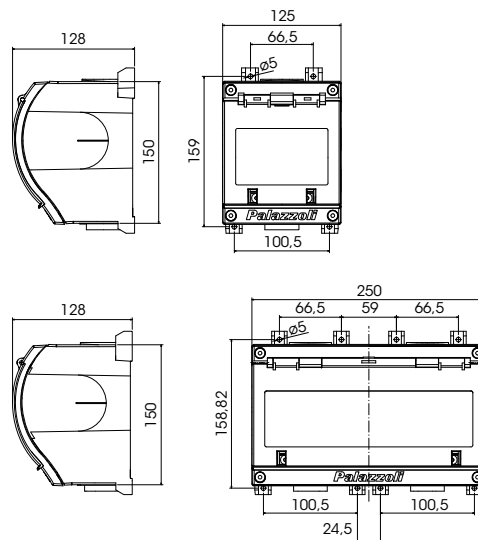
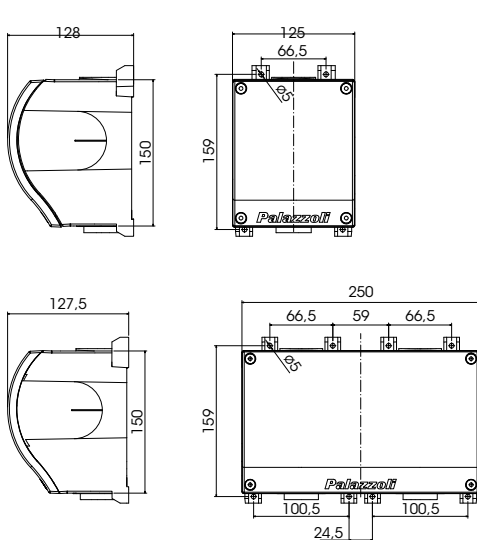
Sockets with 16A/32A switch



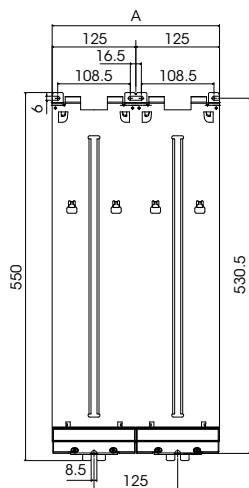
Socket-outlets with 63A switch



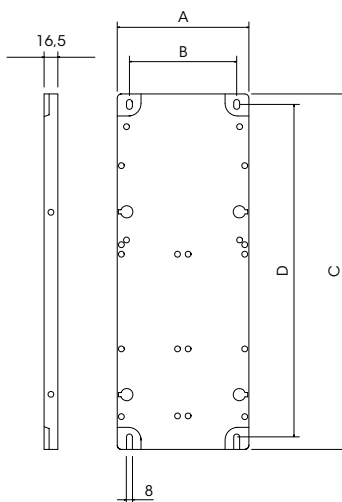
Boxes



Back plates in steel and thermosetting GRP



| Palazzoli code | A (mm) |
|----------------|--------|
| 415901 | 125 |
| 415902 | 250 |
| 415903 | 375 |
| 415904 | 500 |



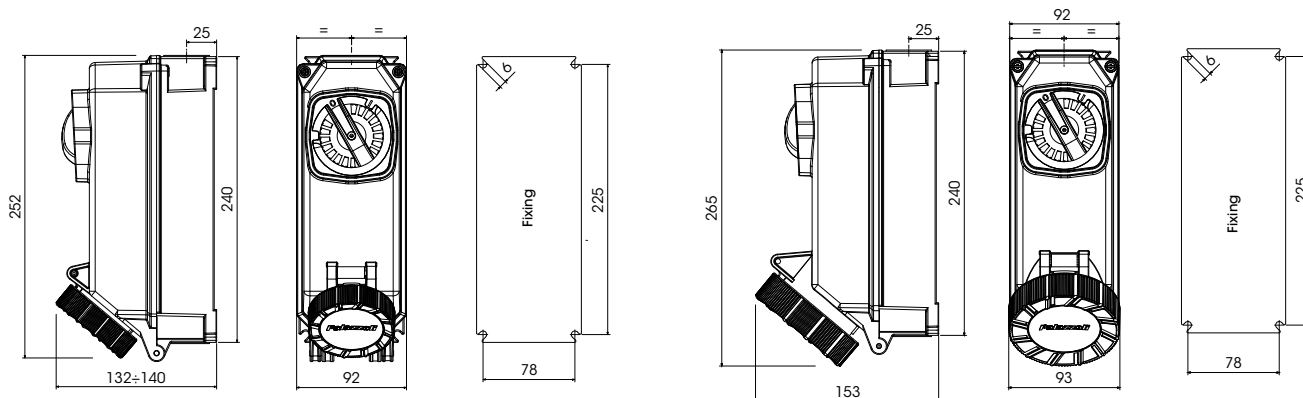
| Palazzoli code | A (mm) | B (mm) | C (mm) | D (mm) |
|----------------|--------|--------|--------|--------|
| 415801 | 125 | 90 | 540 | 515 |
| 415802 | 250 | 215 | 540 | 515 |



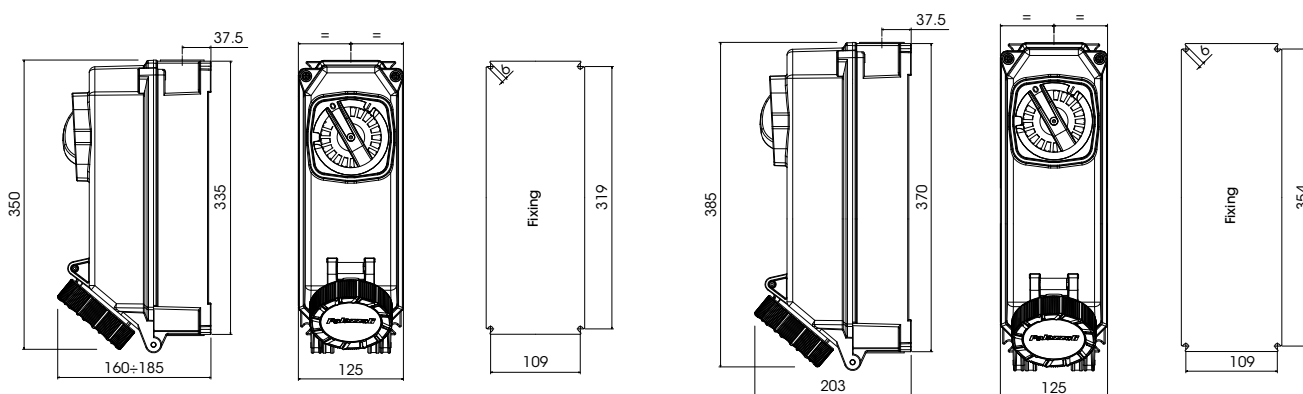
INTERLOCKED SOCKET-OUTLETS

TAIS

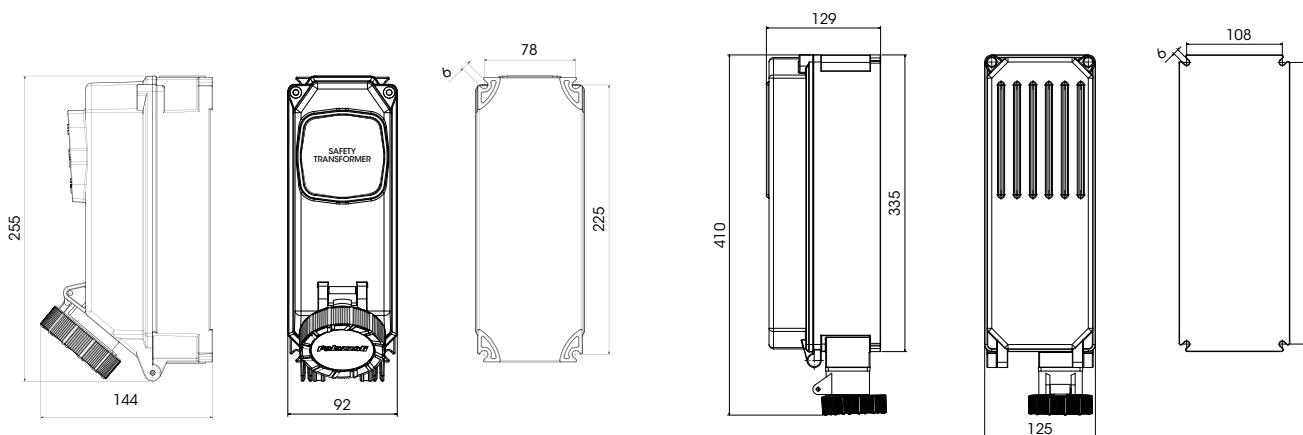
Interlocked socket-outlets - Module 95, 16A - 32A



Interlocked socket-outlets - Module 125, 16A/32A - 63A



24V sockets with transformer

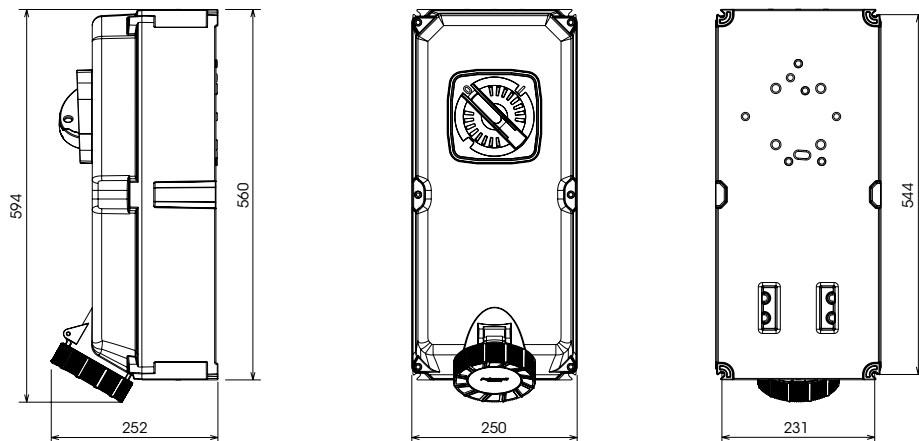




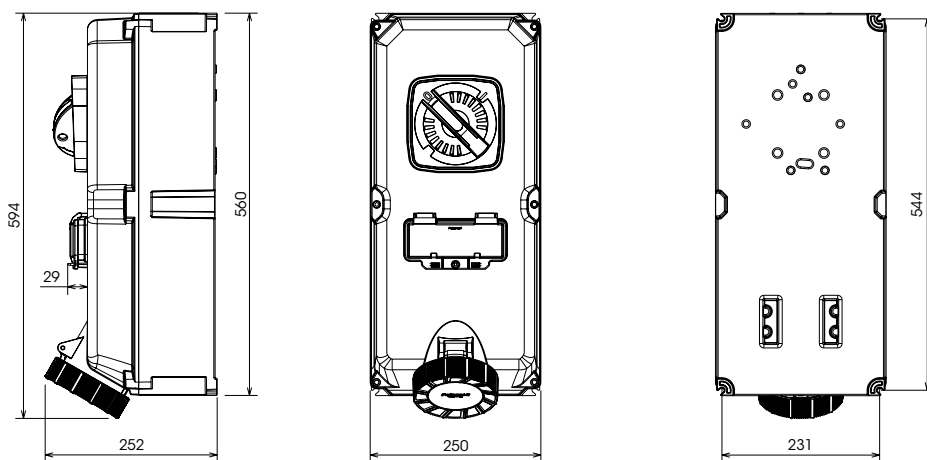
INTERLOCKED SOCKET-OUTLETS

TAIS

Interlocked socket-outlets - Module 250 - 125A



Interlocked socket-outlets with DIN rail - Module 250 - 125A

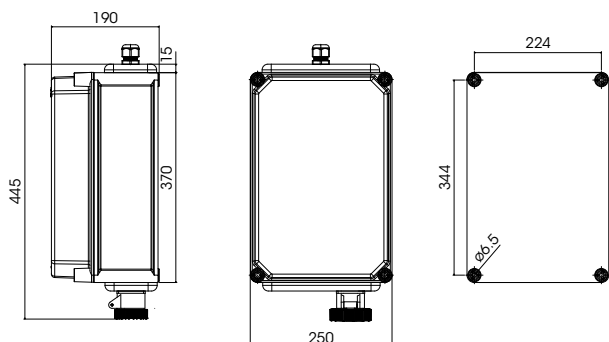




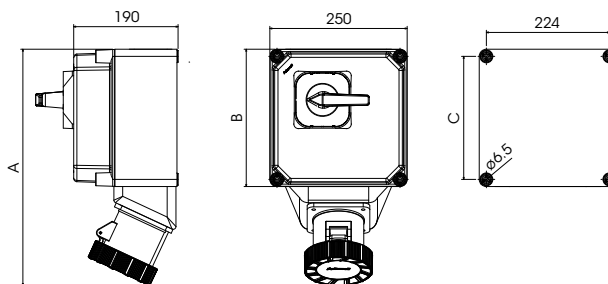
INTERLOCKED SOCKET-OUTLETS

TAIS

48V socket with transformer

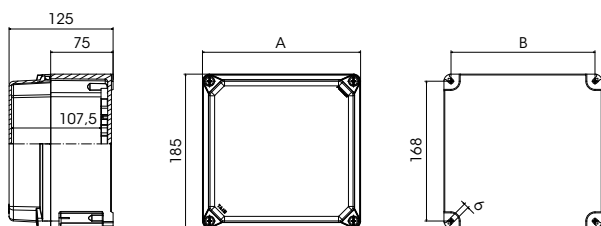


Socket-outlets with electrical interlock



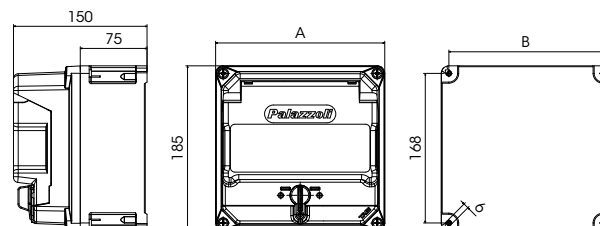
| Palazzoli code | A (mm) | B (mm) | C (mm) |
|----------------|--------|--------|--------|
| 478336 | 402 | 250 | 224 |
| 478346 | 402 | 250 | 224 |
| 478436 | 425 | 250 | 224 |
| 478446 | 425 | 250 | 224 |
| 476336 | 520 | 370 | 344 |
| 476346 | 520 | 370 | 344 |
| 476436 | 544 | 370 | 344 |
| 476446 | 544 | 370 | 344 |

Blind boxes



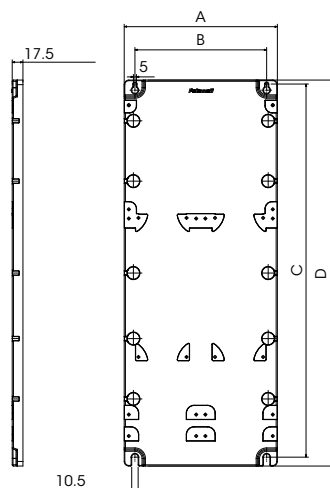
| Palazzoli code | A (mm) | B (mm) |
|----------------|--------|--------|
| 532200 | 125 | 108 |
| 532201 | 190 | 173 |
| 532202 | 250 | 233 |
| 532203 | 290 | 273 |
| 532204 | 380 | 363 |

Boxes with window



| Palazzoli code | A (mm) | B (mm) |
|----------------|--------|--------|
| 532300 | 125 | 108 |
| 532301 | 190 | 173 |
| 532302 | 250 | 233 |
| 532303 | 290 | 273 |
| 532304 | 380 | 363 |

Back plates in thermosetting GRP



| Palazzoli code | A (mm) | B (mm) | C (mm) | D (mm) |
|----------------|--------|--------|--------|--------|
| 538800 | 125 | 90 | 609 | 630 |
| 538801 | 190 | 155 | 480 | 500 |
| 538802 | 250 | 215 | 609 | 630 |
| 538803 | 290 | 255 | 483 | 500 |
| 538804 | 380 | 345 | 609 | 630 |

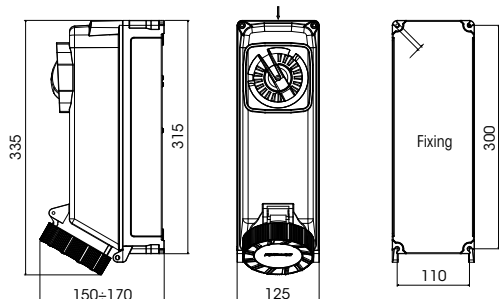


INTERLOCKED SOCKET-OUTLETS

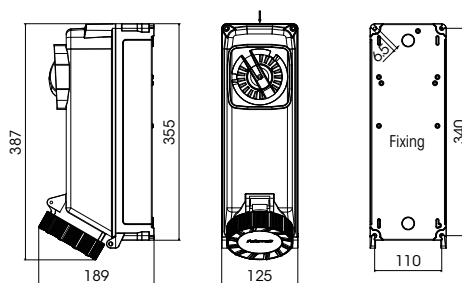
ALUPRES

Interlocked socket-outlets - Module 125

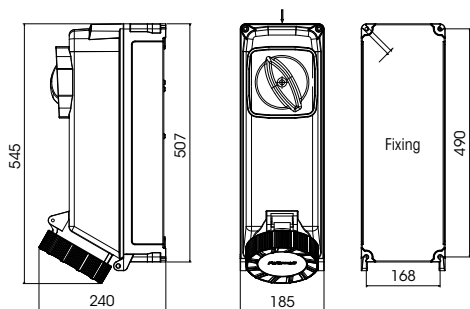
16A/32A



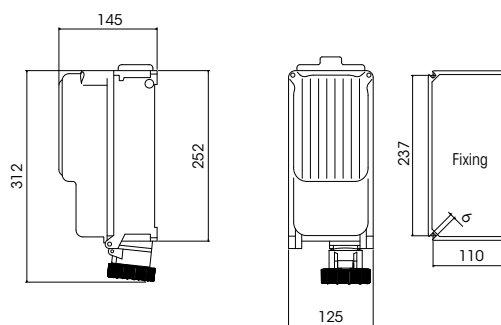
63A



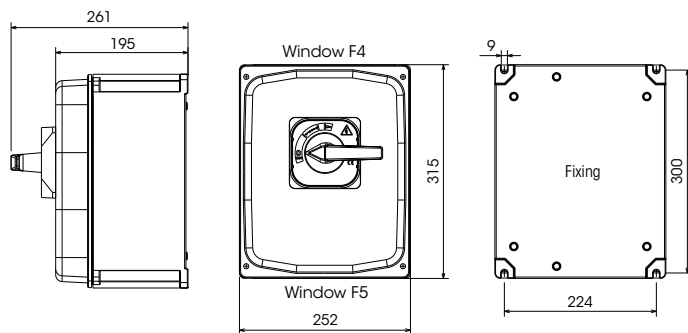
Interlocked socket-outlets - Module 185 - 125A



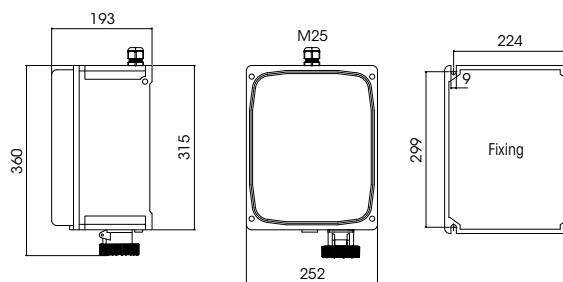
24V sockets with transformer



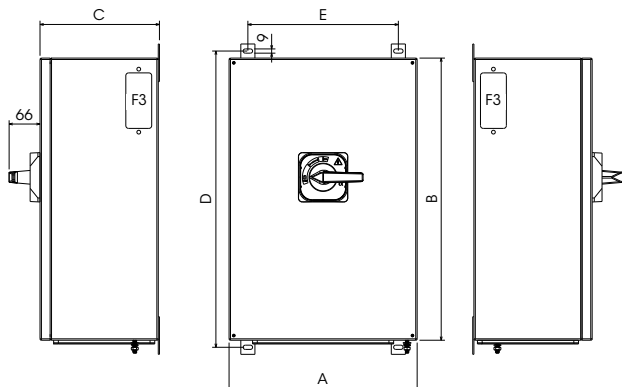
Switch of module 250 - 125A/160A/250A



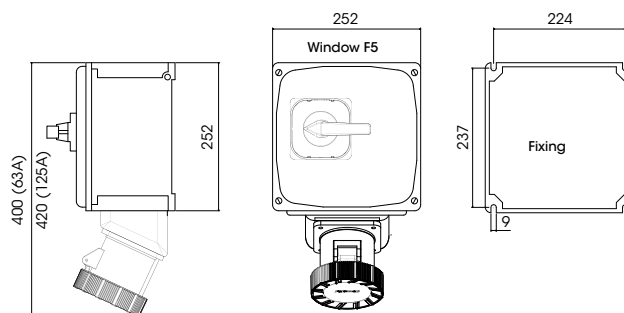
48V socket-outlets with transformer



400A/630A switch



Socket-outlets with electrical interlock



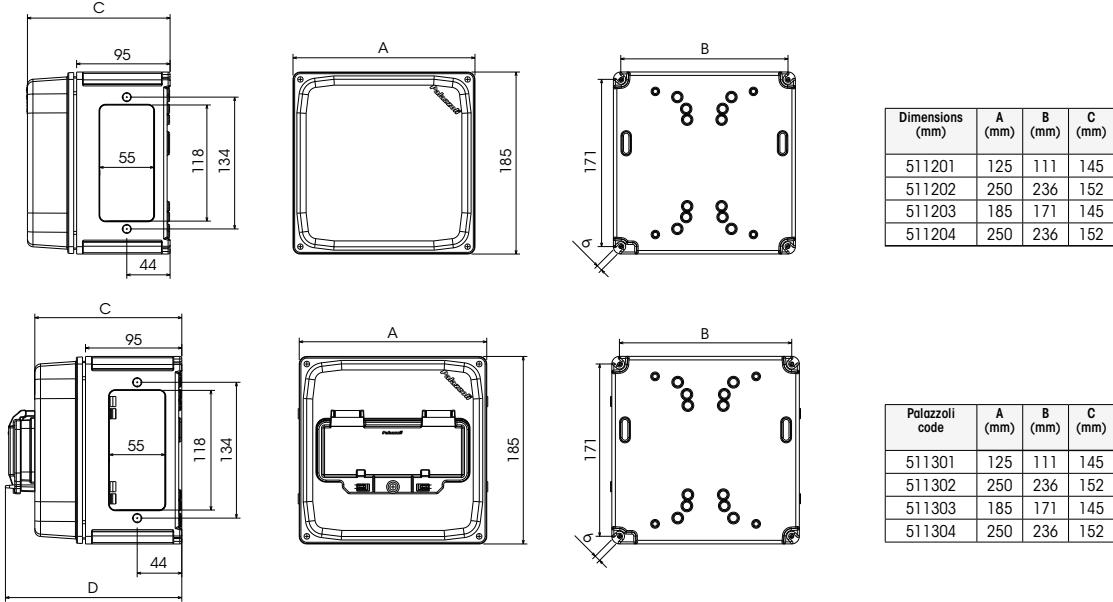
| Palazzoli code | A (mm) | B (mm) | C (mm) | D (mm) | E (mm) |
|----------------|--------|--------|--------|--------|--------|
| 274440 | 400 | 600 | 252 | 630 | 320 |
| 274463 | 500 | 900 | 252 | 930 | 450 |



INTERLOCKED SOCKET-OUTLETS

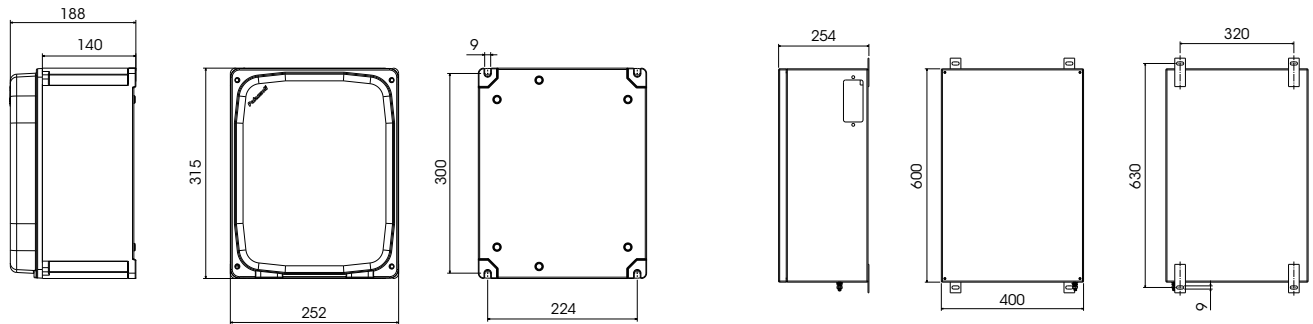
ALUPRES

Boxes in aluminium alloy

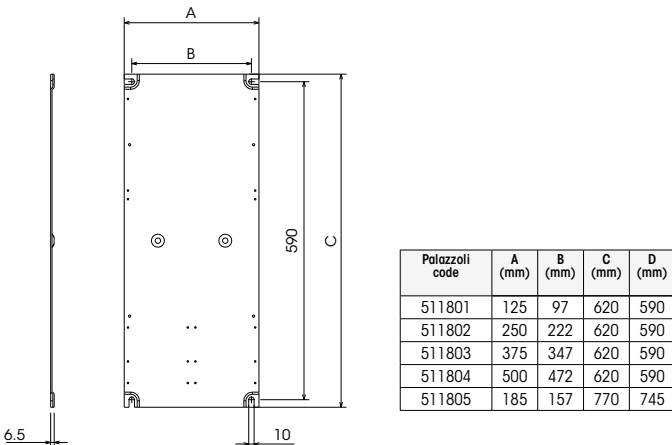


Boxes in aluminium alloy

Steel boxes



Mounting plate



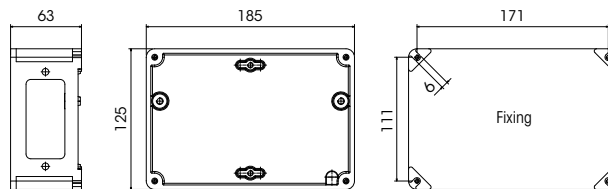
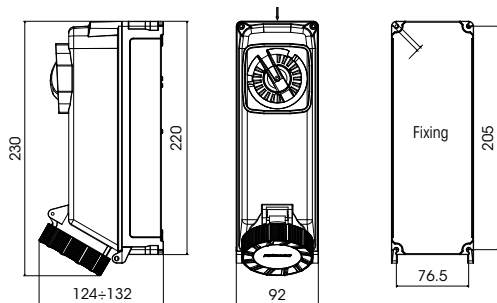


INTERLOCKED SOCKET-OUTLETS

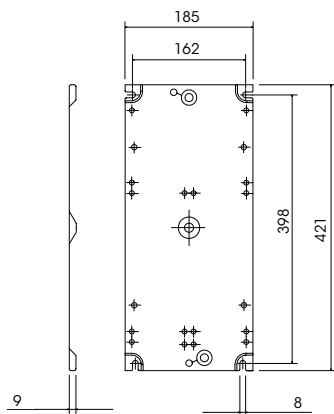
ALUPRES

Compact socket-outlets of module 92 - 16A

Compact aluminium alloy box



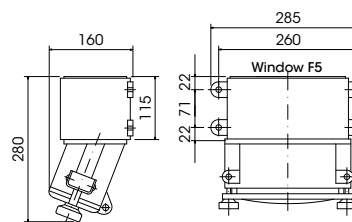
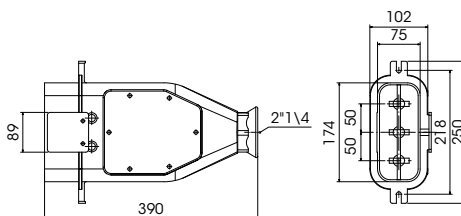
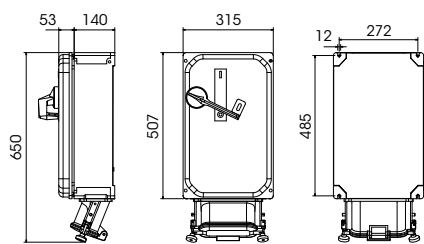
Mounting plate for compact socket-outlets



Interlocked socket-outlets 250A

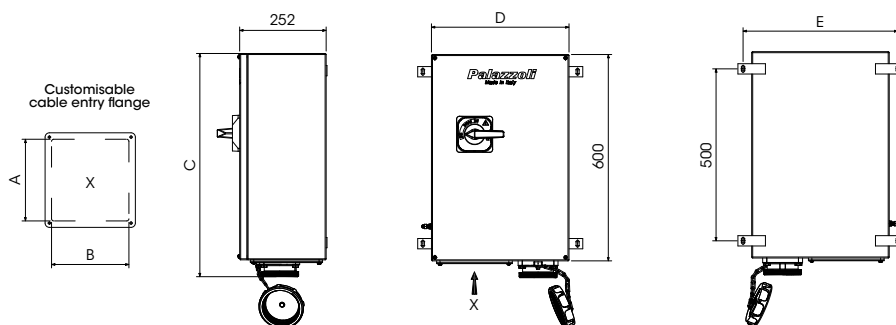
Mobile plugs

Fixed socket-outlets



ALUMAX

Wall sockets with electrical interlock



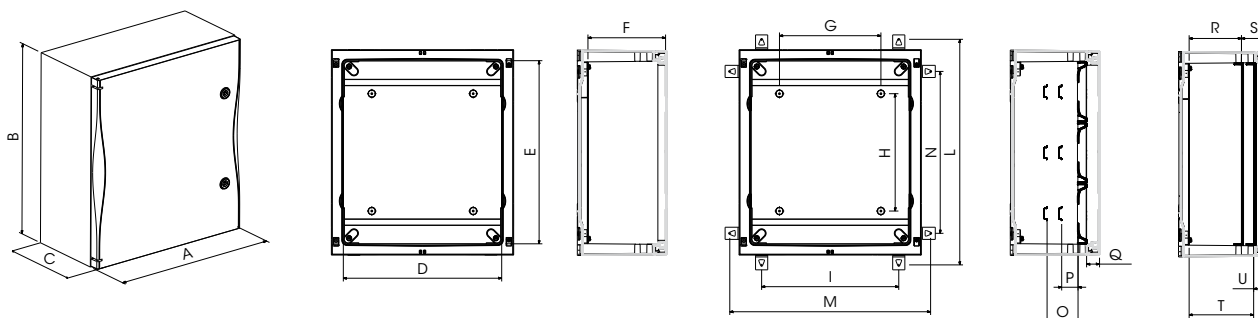
| Rated current (A) | A (mm) | B (mm) | C (mm) | D (mm) | E (mm) |
|-------------------|--------|--------|--------|--------|--------|
| 250 | 180 | 190 | 650 | 400 | 450 |
| 320/400 | 180 | 270 | 660 | 500 | 550 |



BOARDS AND BOXES

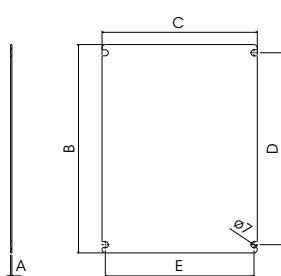
TAIS CUBE

Distribution boards in thermosetting GRP



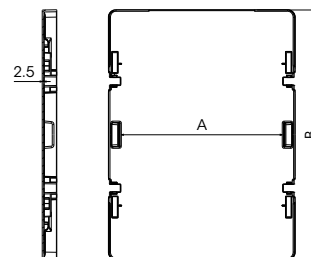
| Size | A (mm) | B (mm) | C (mm) | D (mm) | E (mm) | F (mm) | G (mm) | H (mm) | I (mm) | L (mm) | M (mm) | N (mm) | O (mm) | P (mm) | Q (mm) | R (mm) | S (mm) | T (mm) | U (mm) |
|------|--------|--------|--------|--------|--------|--------|--------|--------|--------|--------|--------|--------|--------|--------|--------|--------|--------|--------|--------|
| 1 | 258 | 304 | 160 | 200 | 250 | 131 | 60 | 87 | 148 | 355 | 305 | 198 | - | - | - | - | - | - | - |
| 2 | 340 | 430 | 180 | 282 | 376 | 151 | 142 | 214 | 230 | 481 | 386 | 324 | 78 | 50 | 34 | 93 | 58 | 120 | 31 |
| 3 | 449 | 506 | 220 | 390 | 451 | 191 | 250 | 290 | 338 | 556 | 495 | 399 | 78 | 50 | 34 | 133 | 58 | 160 | 31 |
| 4 | 449 | 656 | 220 | 390 | 601 | 191 | 250 | 439 | 338 | 706 | 495 | 549 | 78 | 50 | 34 | 133 | 58 | 160 | 31 |
| 5 | 558 | 656 | 260 | 498 | 601 | 230 | 358 | 439 | 446 | 706 | 603 | 549 | 78 | 50 | 34 | 173 | 57 | 200 | 30 |
| 6 | 631 | 807 | 300 | 570 | 751 | 269 | 430 | 590 | 518 | 856 | 675 | 699 | 78 | 50 | 34 | 212 | 57 | 239 | 30 |
| 7 | 848 | 1058 | 350 | 786 | 1001 | 319 | 646 | 842 | 734 | 1106 | 891 | 949 | 78 | 50 | 34 | 257 | 62 | 287 | 32 |

Plates



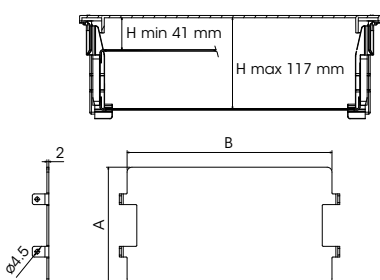
| Palazzoli code | A (mm) | B (mm) | C (mm) | D (mm) | E (mm) |
|-----------------|--------|--------|--------|--------|--------|
| 550601 - 550611 | 1.5 | 241 | 179.5 | 222 | 172 |
| 550602 - 550612 | 1.5 | 367 | 261.5 | 348 | 254 |
| 550603 - 550613 | 2 | 442 | 369.5 | 423 | 362 |
| 550604 - 550614 | 2 | 592 | 369.5 | 573 | 362 |
| 550605 - 550615 | 2 | 592 | 477.5 | 573 | 470 |
| 550606 - 550616 | 2 | 742 | 549.5 | 723 | 542 |
| 550607 - 550617 | 2 | 992 | 765.5 | 973 | 758 |
| 550621 | 3 | 244 | 194 | 222 | 172 |
| 550622 | 3 | 370 | 276 | 348 | 254 |
| 550623 | 3 | 445 | 384 | 423 | 362 |
| 550624 | 3.7 | 595 | 384 | 573 | 362 |
| 550625 | 3.7 | 595 | 492 | 573 | 470 |
| 550626 | 3.7 | 745 | 564 | 723 | 542 |

Inner doors



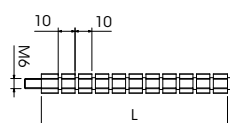
| Palazzoli code | A (mm) | B (mm) |
|----------------|--------|--------|
| 550502 | 240 | 374 |
| 550503 | 348 | 447 |
| 550504 | 348 | 596 |
| 550505 | 457 | 596 |
| 550506 | 529 | 746 |
| 550507 | 745 | 998 |

Partial plates



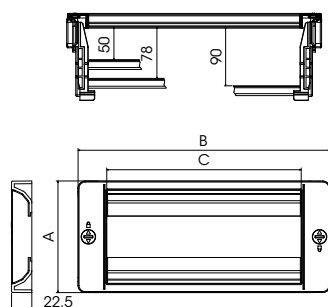
| Palazzoli code | A (mm) | B (mm) |
|----------------|--------|--------|
| 550632 | 120 | 211 |
| 550633 | 145 | 319 |
| 550635 | 145 | 427 |
| 550636 | 145 | 499 |
| 550637 | 195 | 715 |

Spacer



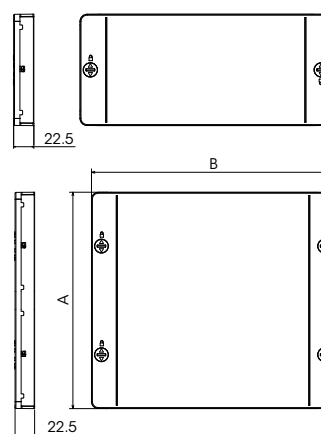
| Palazzoli code | L (mm) | No. of positions |
|----------------|--------|------------------|
| 550662 | 70 | 7 |
| 550663 | 110 | 11 |
| 550665 | 150 | 15 |
| 550666 | 190 | 19 |
| 550667 | 240 | 24 |

Windowed panels



| Palazzoli code | A (mm) | B (mm) | C (mm) |
|----------------|--------|--------|--------|
| 550522 | 124 | 280 | 216 |
| 550523 | 149 | 388 | 324 |
| 550525 | 149 | 496 | 432 |
| 550526 | 149 | 568 | 504 |
| 550507 | 199 | 784 | 720 |

Blind panels

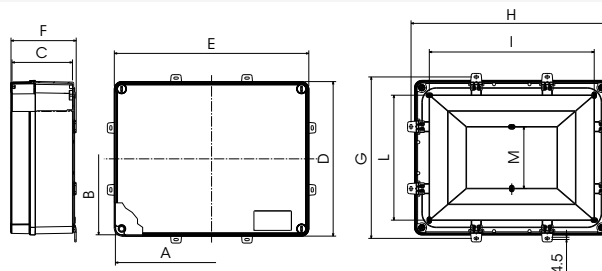
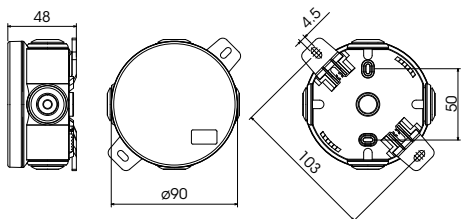


| Palazzoli code | A (mm) | B (mm) |
|----------------|--------|--------|
| 550542 | 124 | 280 |
| 550543 | 149 | 388 |
| 550545 | 149 | 496 |
| 550546 | 149 | 568 |
| 550547 | 199 | 784 |
| 550552 | 249 | 280 |
| 550553 | 299 | 387 |
| 550555 | 299 | 495 |
| 550556 | 299 | 567 |
| 550557 | 399 | 783 |



BOARDS AND BOXES

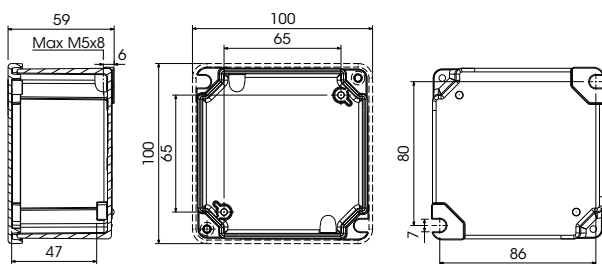
TERBOX



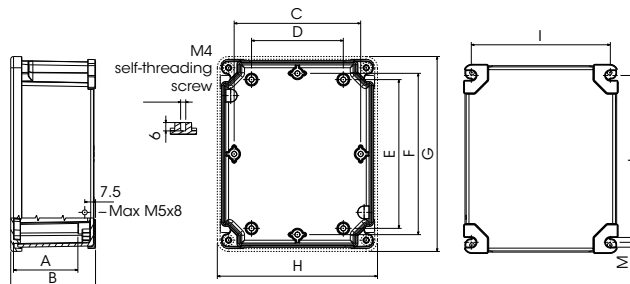
| Box type | A (mm) | B (mm) | C (mm) | D (mm) | E (mm) | F (mm) | G (mm) | H (mm) | I (mm) | L (mm) | M (mm) |
|----------|--------|--------|--------|--------|--------|--------|--------|--------|--------|--------|--------|
| 791234 | 98 | 98 | 49 | 108 | 108 | 59 | 123 | 123 | 60 | 60 | - |
| 791236 | 148 | 108 | 70 | 118 | 158 | 80 | 133 | 173 | 110 | 70 | - |
| 791207 | 188 | 138 | 70 | 148 | 198 | 80 | 163 | 213 | 150 | 100 | - |
| 791208 | 237 | 187 | 90 | 199 | 249 | 99.5 | 213 | 263 | 193 | 136 | - |
| 791209 | 297 | 217 | 121 | 230 | 309 | 130 | 243 | 323 | 250 | 170 | - |
| 791210 | 379 | 297 | 121 | 309 | 389 | 130.5 | 323 | 403 | 330 | 250 | 123 |

UNIBOX E UNIBOX-EXU

UNI B9 box

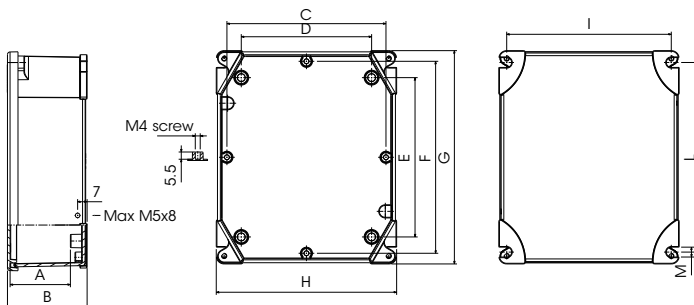


Boxes from UNI B11 to UNI B19



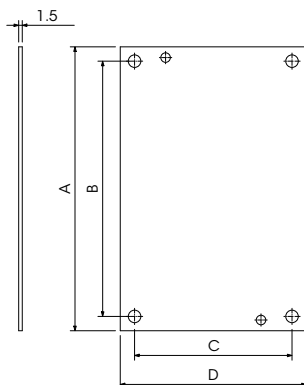
| Box type | A (mm) | B (mm) | C (mm) | D (mm) | E (mm) | F (mm) | G (mm) | H (mm) | I (mm) | L (mm) | M (mm) |
|----------|--------|--------|--------|--------|--------|--------|--------|--------|--------|--------|--------|
| UNI B11 | 46 | 61 | 91 | 66 | 107 | 116 | 140 | 115 | 100 | 120 | 7 |
| UNI B12 | 50 | 65 | 115 | 99 | 121 | 140 | 166 | 141 | 125 | 144 | 7.5 |
| UNI B14 | 65 | 80 | 142 | 113 | 153 | 172 | 192 | 168 | 149 | 168 | 7.5 |
| UNI B19 | 76 | 93 | 190 | 153 | 188 | 226 | 253 | 217 | 196 | 226 | 10 |

UNI B20 and UNI B21 boxes



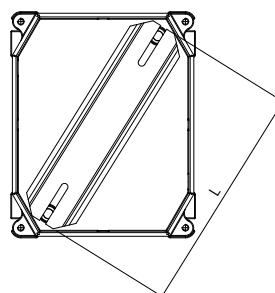
| Box type | A (mm) | B (mm) | C (mm) | D (mm) | E (mm) | F (mm) | G (mm) | H (mm) | I (mm) | L (mm) | M (mm) |
|----------|--------|--------|--------|--------|--------|--------|--------|--------|--------|--------|--------|
| UNI B20 | 105.5 | 122 | 236 | 198 | 238 | 286 | 314 | 264 | 236 | 275 | 10 |
| UNI B21 | 132.5 | 150 | 286 | 248 | 333 | 381 | 410 | 315 | 283 | 367 | 10 |

Plates



| For box type | A (mm) | B (mm) | C (mm) | D (mm) |
|--------------|--------|--------|--------|--------|
| UNI B11 | 119 | 107 | 66 | 78 |
| UNI B12 | 132 | 121 | 99 | 108 |
| UNI B14 | 165 | 153 | 113 | 125 |
| UNI B19 | 200 | 188 | 153 | 165 |
| UNI B20 | 250 | 238 | 198 | 210 |
| UNI B21 | 345 | 333 | 248 | 257 |

DIN rails



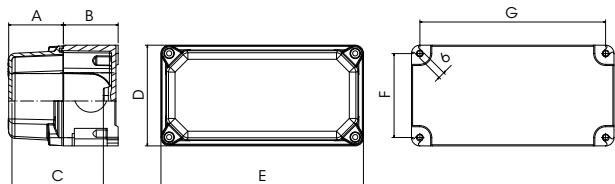
| For box type | L (mm) |
|--------------|--------|
| UNI B9 | 100 |
| UNI B11 | 138 |
| UNI B12 | 164 |
| UNI B14 | 202 |
| UNI B19 | 264 |
| UNI B20 | 320 |
| UNI B21 | 422 |



BOARDS AND BOXES

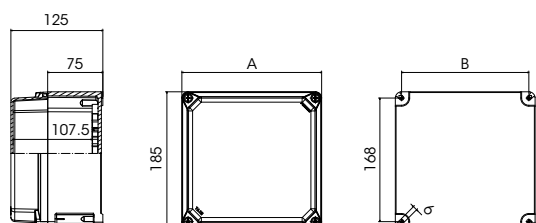
TAISBOX

Enclosures in thermosetting GRP



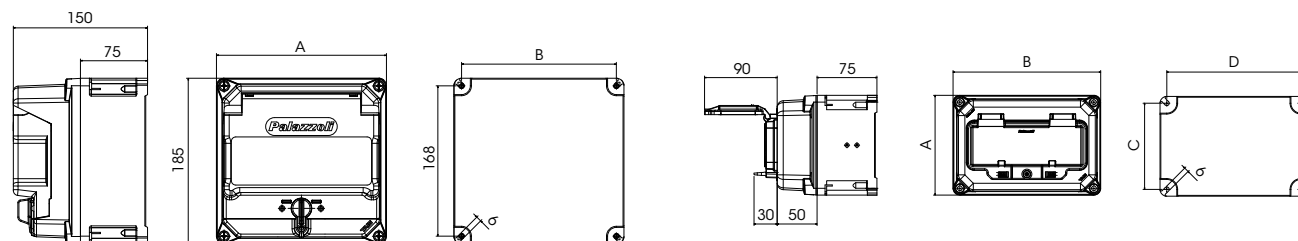
| Palazzoli code | A (mm) | B (mm) | C (mm) | D (mm) | E (mm) | F (mm) | G (mm) |
|----------------|--------|--------|--------|--------|--------|--------|--------|
| 532035 | 18 | 50 | 51 | 92 | 92 | 78 | 78 |
| 532045 | 18 | 50 | 51 | 92 | 125 | 78 | 111 |
| 532055 | 18 | 50 | 51 | 92 | 185 | 78 | 171 |
| 532116 | 18 | 75 | 75 | 125 | 125 | 111 | 111 |
| 532117 | 18 | 75 | 75 | 125 | 185 | 111 | 171 |
| 532118 | 18 | 75 | 75 | 125 | 250 | 111 | 238 |
| 532005 | 50 | 50 | 83 | 92 | 92 | 78 | 78 |
| 532006 | 50 | 50 | 83 | 92 | 125 | 78 | 111 |
| 532015 | 50 | 50 | 83 | 92 | 185 | 78 | 171 |
| 532016 | 50 | 75 | 100 | 125 | 125 | 111 | 111 |
| 532017 | 50 | 75 | 100 | 125 | 185 | 111 | 171 |
| 532018 | 50 | 75 | 100 | 125 | 250 | 111 | 238 |

Enclosures with blind cover



| Palazzoli code | A (mm) | B (mm) |
|----------------|--------|--------|
| 532200 | 125 | 108 |
| 532201 | 190 | 173 |
| 532202 | 250 | 233 |
| 532203 | 290 | 273 |
| 532204 | 380 | 363 |

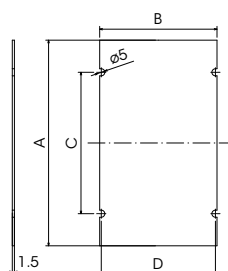
Enclosures with transparent door



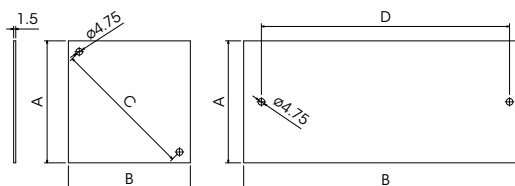
| Palazzoli code | A (mm) | B (mm) |
|----------------|--------|--------|
| 532300 | 125 | 108 |
| 532301 | 190 | 173 |
| 532302 | 250 | 233 |
| 532303 | 290 | 273 |
| 532304 | 380 | 363 |

| Palazzoli code | A (mm) | B (mm) | C (mm) | D (mm) |
|----------------|--------|--------|--------|--------|
| 532516 | 125 | 125 | 109 | 109 |
| 532557 | 125 | 185 | 109 | 169 |
| 532658 | 125 | 250 | 109 | 234 |

Steel back plates



| Palazzoli code | A (mm) | B (mm) | C (mm) | D (mm) |
|----------------|--------|--------|--------|--------|
| 532700 | 145 | 82.7 | 99.7 | 80.5 |
| 532701 | 140 | 160 | 99.7 | 145.5 |
| 532702 | 145 | 208 | 99.7 | 205.5 |
| 532703 | 145 | 260 | 99.7 | 245.5 |
| 532704 | 145 | 350 | 99.7 | 335.5 |



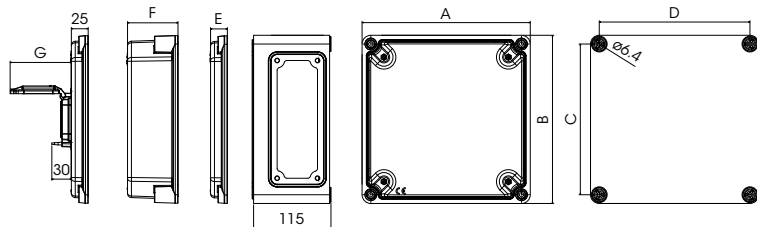
| Palazzoli code | A (mm) | B (mm) | C (mm) | D (mm) |
|----------------|--------|--------|--------|--------|
| 532705 | 59 | 59 | 70 | - |
| 532714 | 59 | 92 | 96.5 | - |
| 532715 | 62 | 142 | - | 100 |
| 532716 | 86 | 86 | 100 | - |
| 532717 | 86 | 135 | - | 100 |
| 532718 | 86 | 200 | - | 175 |



BOARDS AND BOXES

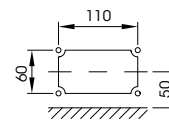
TAISBOX

Boxes in thermosetting GRP

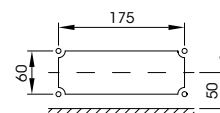


| Dimensions (mm) | A (mm) | B (mm) | C (mm) | D (mm) | E (mm) | F (mm) | G (mm) |
|-----------------|--------|--------|--------|--------|--------|--------|--------|
| 185x185 | 185 | 185 | 159 | 159 | 25 | - | 90 |
| 250x185 | 250 | 185 | 224 | 159 | 25 | 75 | 90 |
| 250x250 | 250 | 250 | 224 | 224 | 25 | 75 | - |
| 370x250 | 370 | 250 | 224 | 344 | 25 | 75 | - |
| 500x370 | 500 | 370 | 344 | 474 | 25 | 75 | - |

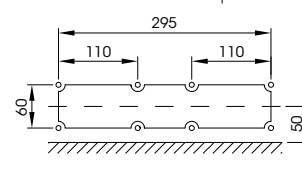
Window "a"



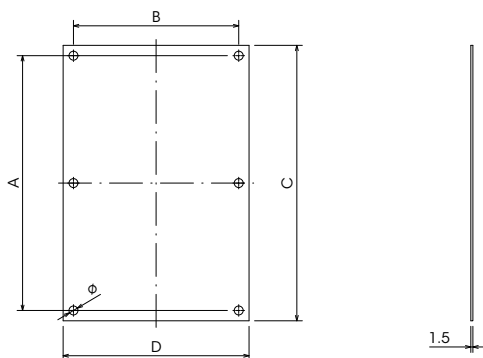
Window "b"



Window "c"



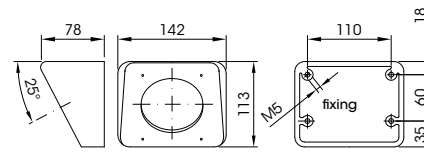
Steel back plates



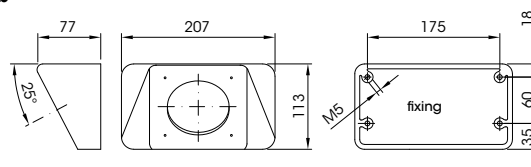
| Dimensions (mm) | A (mm) | B (mm) | C (mm) | D (mm) | Ø (mm) |
|-----------------|--------|--------|--------|--------|--------|
| 185x185 | 120 | 120 | 135 | 135 | 6.5 |
| 250x185 | 185 | 120 | 200 | 135 | 6.5 |
| 250x250 | 185 | 185 | 200 | 200 | 6.5 |
| 370x250 | 305 | 185 | 321 | 200 | 6.5 |
| *500x370 | 435 | 305 | 450 | 320 | 8 |

Mounting brackets for XCEE 63A - 125A socket-outlets

Window "a"



Window "b"

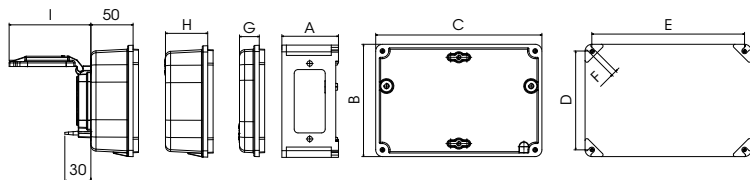




BOARDS AND BOXES

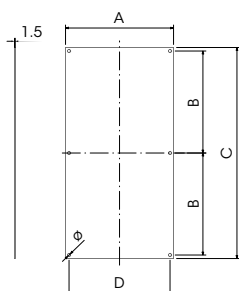
ALUCASE

Boxes in aluminium alloy



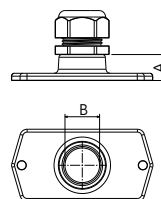
| Dimensions (mm) | A (mm) | B (mm) | C (mm) | D (mm) | E (mm) | F (mm) | G (mm) | H (mm) | I (mm) |
|-----------------|--------|--------|--------|--------|--------|--------|--------|--------|--------|
| 92x92 | 42 | 92 | 92 | 78 | 78 | 6 | 23 | 35 | - |
| 125x92 | 42 | 92 | 125 | 78 | 111 | 6 | - | 50 | - |
| 185x92 | 42 | 92 | 185 | 78 | 171 | 6 | - | 50 | - |
| 125x125 | 63 | 125 | 125 | 111 | 111 | 6 | 10 | 50 | 90 |
| 185x125 | 63 | 125 | 185 | 111 | 171 | 6 | 25 | 50 | 90 |
| 252x125 | 63 | 125 | 252 | 111 | 238 | 6 | - | 50 | 90 |
| 155x155 | 63 | 155 | 155 | 141 | 141 | 6 | 10 | - | - |
| 185x185 | 95 | 185 | 185 | 171 | 171 | 6 | 10 | 50 | 90 |
| 252x185 | 95 | 185 | 252 | 169 | 236 | 6 | - | 50 | 90 |
| 220x220 | 95 | 220 | 220 | 192 | 205 | 6 | 13 | - | - |
| 252x252 | 140 | 252 | 252 | 224 | 237 | 6 | 25 | 57 | - |
| 315x252 | 140 | 252 | 315 | 224 | 300 | 6 | - | 53 | - |
| 507x252 | 140 | 252 | 507 | 224 | 492 | 9 | 53 | - | - |
| 295x295 | 105 | 295 | 295 | 266 | 280 | 9 | 18 | - | - |
| 315x315 | 140 | 315 | 315 | 286 | 300 | 9 | 53 | - | - |
| 373x373 | 140 | 373 | 373 | 330 | 353 | 12 | 25 | 80 | - |
| 507x373 | 140 | 373 | 507 | 330 | 487 | 12 | 53 | 165 | - |
| 630x373 | 140 | 373 | 630 | 330 | 610 | 12 | 53 | 127 | - |
| 630x507 | 140 | 507 | 630 | 464 | 610 | 12 | 53 | - | - |

Steel back plates



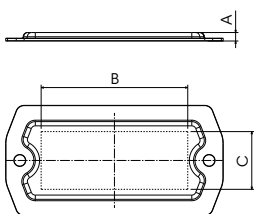
| Dimensions (mm) | A (mm) | B (mm) | C (mm) | D (mm) | Ø (mm) |
|-----------------|--------|--------|--------|--------|--------|
| 92x185 | 77 | 65 | 142 | 65 | 5 |
| 125x125 | 100 | 39 | 90 | 88 | 5.5 |
| 125x185 | 100 | 61.5 | 135 | 88 | 5.5 |
| 125x252 | 100 | 94 | 200 | 88 | 5.5 |
| 155x155 | 118 | 55 | 122 | 40 | 5.5 |
| 185x185 | 135 | 74 | 160 | 123 | 5.5 |
| 185x252 | 160 | 94 | 200 | 148 | 5.5 |
| 220x220 | 152 | 88 | 190 | 62 | 5.5 |
| 252x252 | 210 | 85.5 | 185 | 196 | 6.5 |
| 252x315 | 210 | 110.5 | 235 | 196 | 6.5 |
| 252x507 | 215 | 203 | 420 | 201 | 6.5 |
| 295x295 | 220 | 111 | 240 | 76 | 6.5 |
| 315x315 | 270 | 108 | 230 | 256 | 6.5 |
| 373x373 | 320 | 134.5 | 285 | 304 | 8 |
| 373x507 | 320 | 202 | 419 | 304 | 8 |
| 373x630 | 320 | 262 | 539 | 304 | 8 |
| 507x630 | 430 | 262 | 539 | 414 | 8 |

Flanges with metric thread



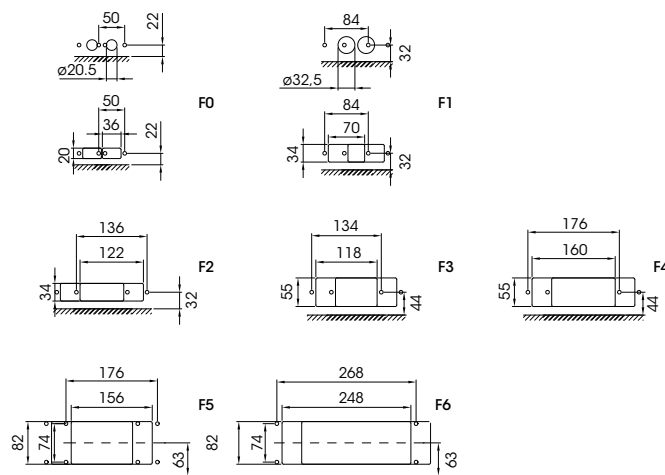
| Palazzoli code | A (mm) | B (mm) |
|----------------|--------|--------|
| 541050 | 22 | M25 |
| 541055 | 18 | M25 |
| 540180 | 51 | M32 |
| 540190 | 69.5 | M40 |
| 540191 | 69.5 | M50 |
| 540193 | 51 | M40 |
| 540195 | 80 | M50 |

Flat flanges

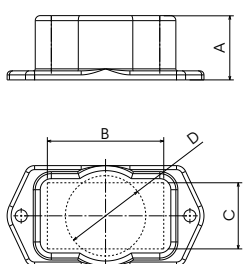


| Palazzoli code | A (mm) | B (mm) | C (mm) |
|----------------|--------|--------|--------|
| 540090 | 2.5 | 30 | 14 |
| 540091 | 5.5 | 59 | 25 |
| 540032 | 5.5 | 95 | 25 |
| 540033 | 6 | 106 | 49 |
| 540034 | 6 | 148 | 49 |
| 540035 | 7 | 142 | 80 |
| 540036 | 8 | 238 | 84 |

Windows and holes



Raised flanges

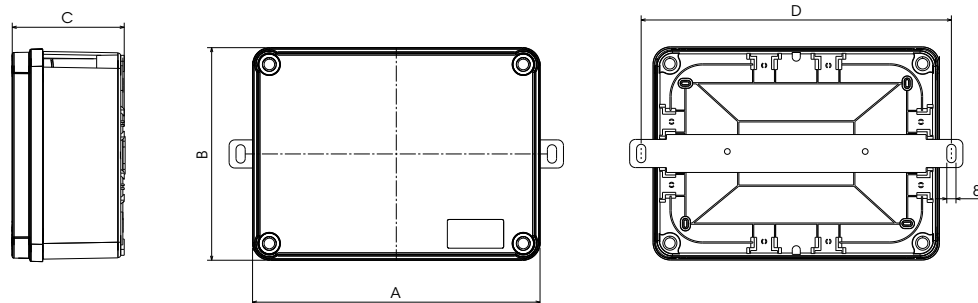


| Palazzoli code | A (mm) | B (mm) | C (mm) | D (mm) |
|----------------|--------|--------|--------|--------|
| 540061 | 32 | 60 | 30 | 35 |
| 540062 | 32 | 112 | 30 | 35 |
| 540063 | 50 | 100 | 50 | 60 |
| 540064 | 50 | 140 | 50 | 60 |
| 540065 | 80 | 140 | 90 | 90 |
| 540066 | 80 | 230 | 85 | 85 |

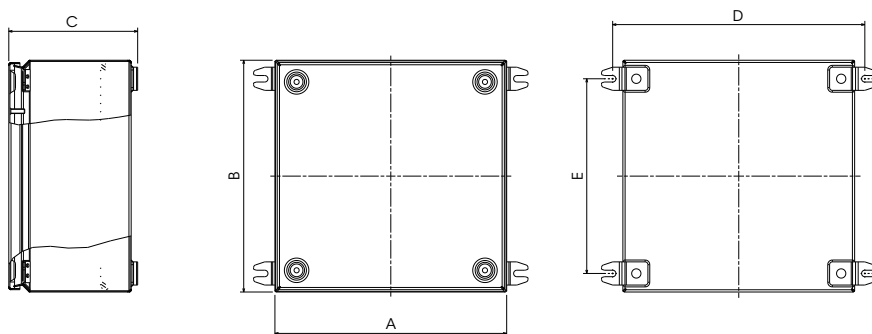


BOARDS AND BOXES

FIREBOX

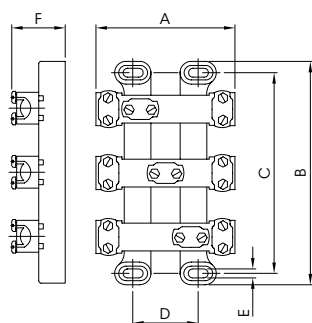


| Palazzoli code | A (mm) | B (mm) | C (mm) | D (mm) |
|----------------|--------|--------|--------|--------|
| 151700 | 160 | 120 | 80 | 170 |
| 151702 | 200 | 150 | 80 | 220 |
| 151703 | 250 | 185 | 100 | 270 |

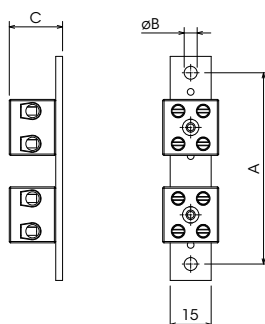


| Palazzoli code | A (mm) | B (mm) | C (mm) | D (mm) | E (mm) |
|----------------|--------|--------|--------|--------|--------|
| 151301 | 150 | 150 | 100 | 172 | 110 |
| 151304 | 250 | 250 | 140 | 272 | 210 |

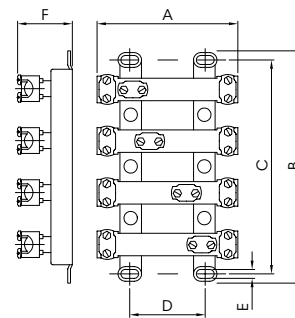
CONTACT



| Palazzoli code | A (mm) | øB (mm) | C (mm) |
|----------------|--------|-------------------------|--------|
| 532725 | 70 | 4.75 | 19.5 |
| 532745 | 98 | 4.75 x 7 (slotted hole) | 19.5 |
| 532747 | 100 | 4.75 | 25.2 |



| Palazzoli code | A (mm) | B (mm) | C (mm) | D (mm) | E (mm) | F (mm) |
|----------------|--------|--------|--------|--------|--------|--------|
| 159030 | 59 | 78 | 69 | - | 5 | 27 |
| 159032 | 78 | 101 | 88 | 32 | 5.5 | 29 |
| 159033 | 86 | 128 | 110 | 40 | 6.5 | 38 |
| 159034 | 100 | 150 | 134 | 55 | 7.5 | 46 |
| 159035 | 128 | 196 | 176 | 62 | 7.5 | 56 |
| 159036 | 178 | 240 | 222 | 76 | 7 | 80 |
| 159037 | 232 | 294 | 274 | 88 | 7 | 88 |



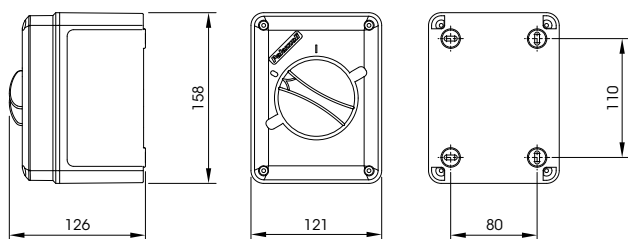
| Palazzoli code | A (mm) | B (mm) | C (mm) | D (mm) | E (mm) | F (mm) |
|----------------|--------|--------|--------|--------|--------|--------|
| 159040 | 70 | 101 | 88 | 32 | 5.5 | 27 |
| 159042 | 92 | 128 | 110 | 40 | 6.5 | 32 |
| 159043 | 102 | 150 | 134 | 55 | 7.5 | 43 |
| 159044 | 119 | 196 | 176 | 62 | 7.5 | 50 |
| 159045 | 154 | 240 | 222 | 76 | 7 | 64 |
| 159046 | 222 | 294 | 274 | 88 | 7 | 80 |



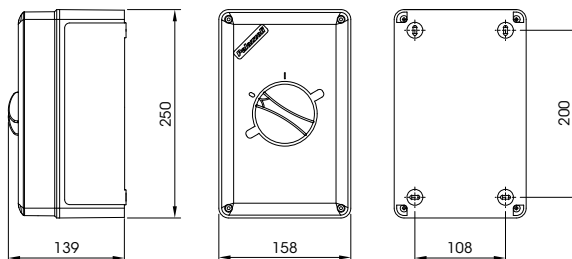
CONTROL AND PROTECTION

CAM-SZ in thermoplastic material for wall-mounting

16A to 32A



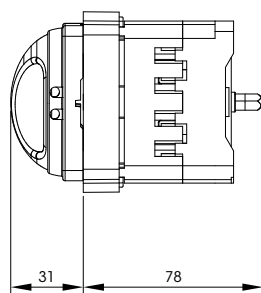
40A to 100A



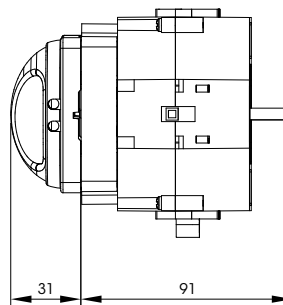
CAM-SZ

Isolator switches for back panel mounting

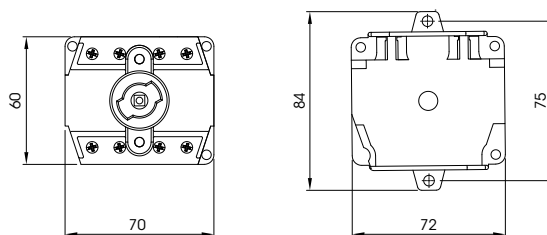
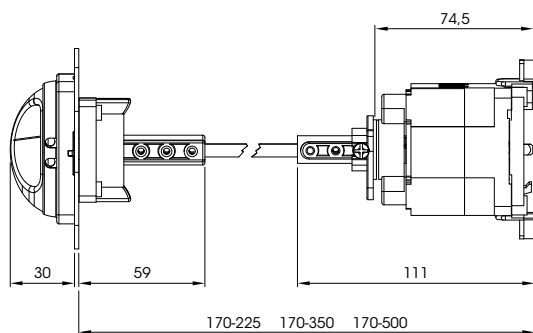
16A/32A



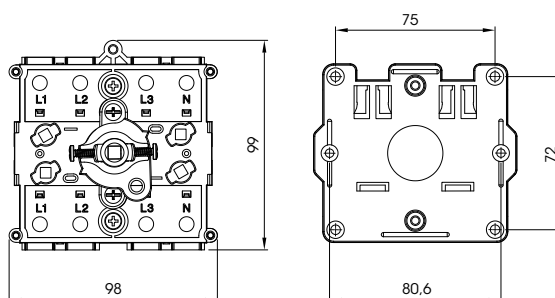
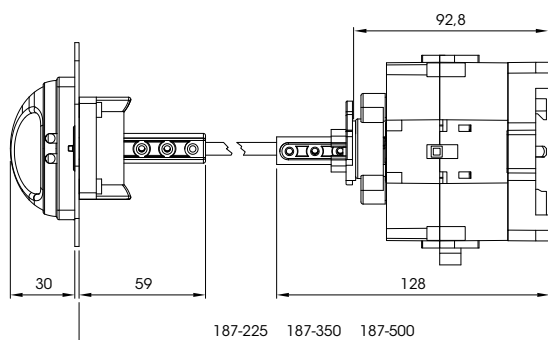
40A/100A



16A/32A isolator switches with door lock for base-mounting



40A/100A isolator switches with door lock for base-mounting

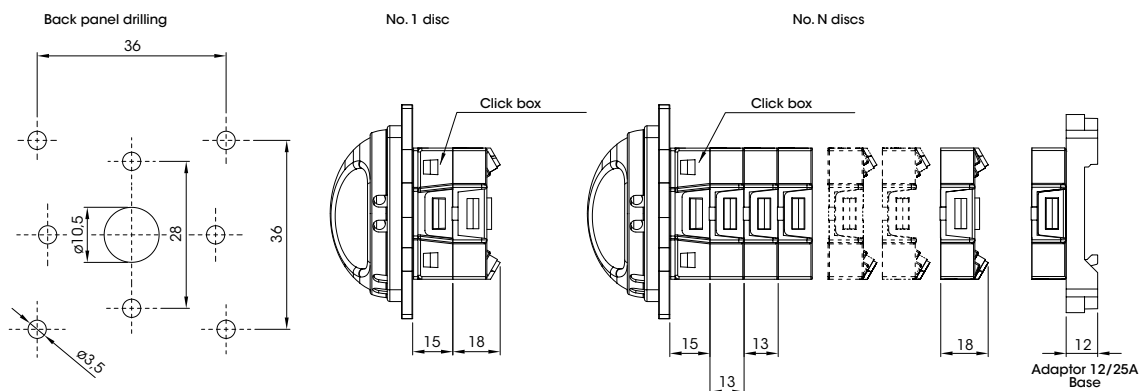




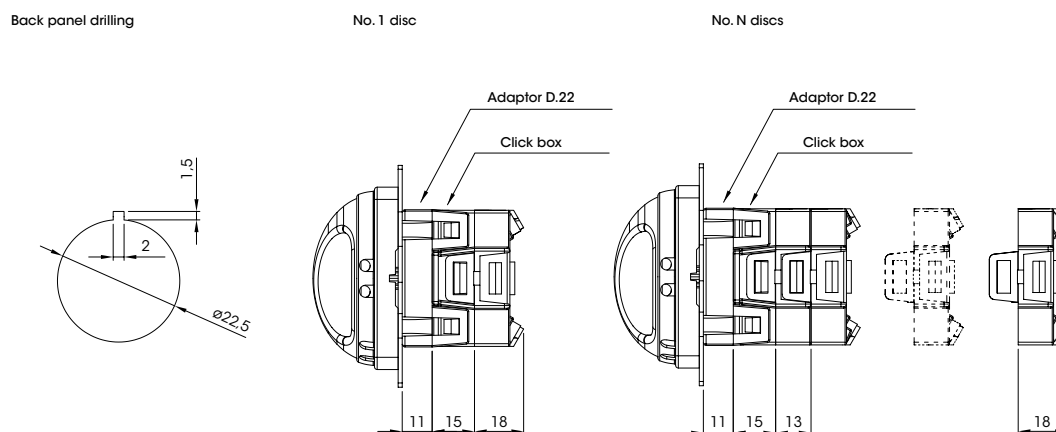
CONTROL AND PROTECTION

CAM-ST

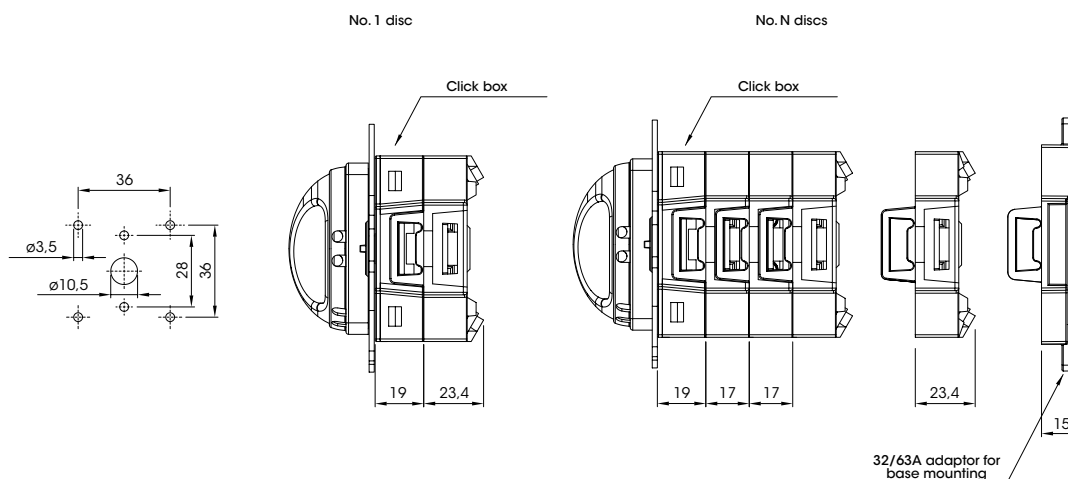
12/25A rotary devices for back panel mounting



12/25A rotary devices for back panel mounting - 22 mm hole



32/63A rotary devices for back panel mounting and base mounting

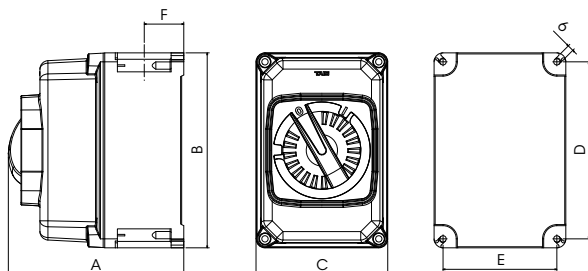




CONTROL AND PROTECTION

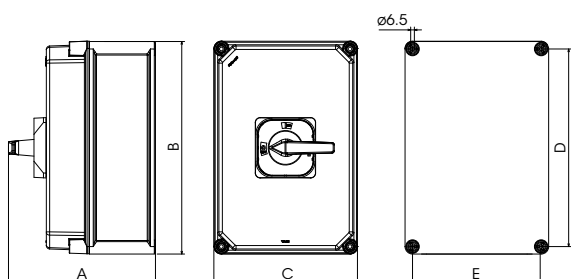
CAM-TAIS in thermosetting GRP for wall-mounting

16A - 63A



| Palazzoli code | A (mm) | B (mm) | C (mm) | D (mm) | E (mm) | F (mm) |
|---|--------|--------|--------|--------|--------|--------|
| 292101 - 292102 - 292103 292202 - 292203 - 292232 - 292233 | 130 | 125 | 92 | 110 | 78 | 25 |
| 292302 - 292303 - 292412 - 292413 | 167 | 185 | 125 | 169 | 109 | 37.5 |

100A - 630A

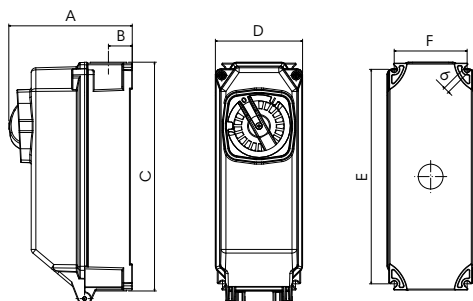


| Palazzoli code | A (mm) | B (mm) | C (mm) | D (mm) | E (mm) |
|--|--------|--------|--------|--------|--------|
| 292512 - 292503 - 292542 - 292543 | 206 | 250 | 185 | 224 | 169 |
| 292552 - 292553 - 292621 292623 - 292632 - 292633 | 256 | 370 | 250 | 344 | 224 |
| 292703 - 292733 | 256 | 500 | 370 | 474 | 344 |

CAM-TAIS in thermosetting GRP for wall-mounting

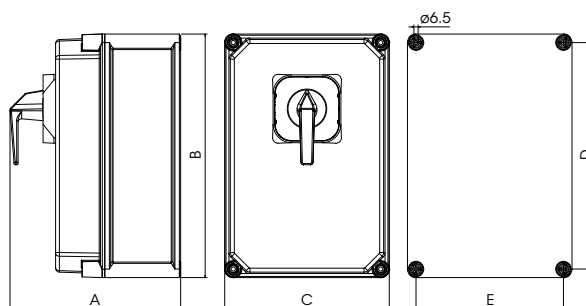
Isolator switches with fuse holder base

16A - 63A



| Rated current (A) | A (mm) | B (mm) | C (mm) | D (mm) | E (mm) | F (mm) |
|-------------------|--------|--------|--------|--------|--------|--------|
| 16-25-32 | 130 | 25 | 240 | 92 | 226 | 78 |
| 40-63 | 176 | 37.5 | 335 | 125 | 319 | 109 |

100A-250A



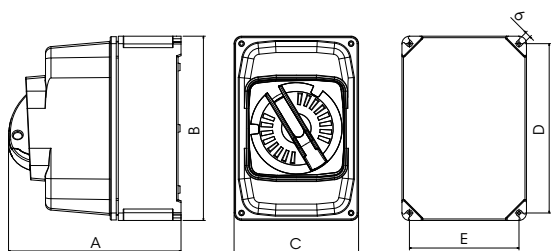
| Palazzoli code | A (mm) | B (mm) | C (mm) | D (mm) | E (mm) |
|-----------------|--------|--------|--------|--------|--------|
| 293053 - 293123 | 206 | 370 | 250 | 344 | 224 |
| 293163 | 256 | 370 | 250 | 344 | 224 |
| 293063 - 293263 | 256 | 500 | 370 | 474 | 344 |



CONTROL AND PROTECTION

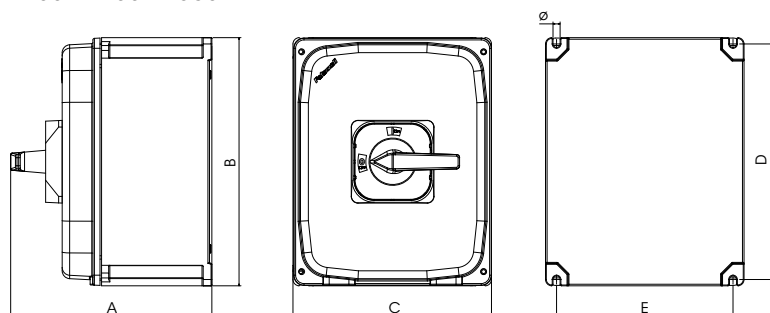
CAM-ALUPRES in aluminium alloy for wall-mounting

16A - 63A



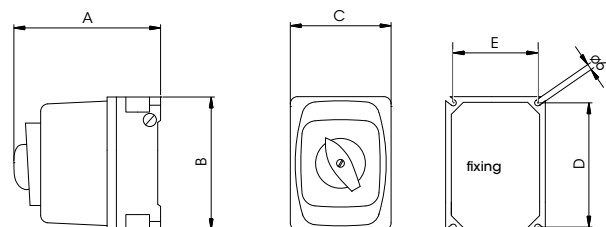
| Palazzoli code | A (mm) | B (mm) | C (mm) | D (mm) | E (mm) |
|---|--------|--------|--------|--------|--------|
| 272141 - 272142 - 272143 272242 - 272243 - 272232 - 272233 | 138 | 125 | 92 | 110 | 77 |
| 272144 - 272244 | 123 | 125 | 92 | 110 | 77 |
| 272302 - 272303 - 282402 282403 - 282404 | 173 | 185 | 125 | 170 | 110 |
| 272304 | 160 | 185 | 125 | 170 | 110 |

100A - 200A - 630A



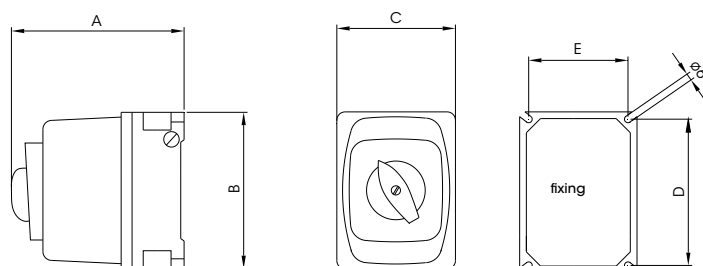
| Palazzoli code | A (mm) | B (mm) | C (mm) | D (mm) | E (mm) | φ (mm) |
|------------------------------------|--------|--------|--------|--------|--------|--------|
| 272502 - 272503 | 215 | 252 | 185 | 237 | 170 | 7 |
| 272542 - 272543 272552 - 272553 | 256 | 315 | 252 | 300 | 224 | 9 |
| 282602 - 282603 272632 - 272633 | 256 | 507 | 252 | 491 | 224 | 9 |
| 282703 | 256 | 507 | 373 | 485 | 330 | 12 |
| 282803 | 256 | 630 | 373 | 608 | 330 | 12 |

Two-way switch, reversing switches



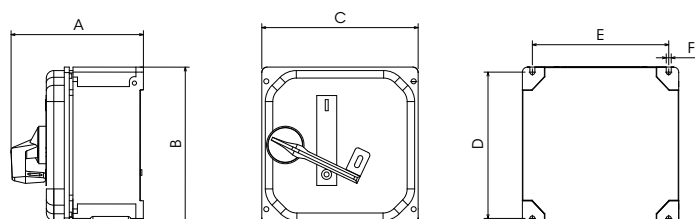
| Palazzoli code | A (mm) | B (mm) | C (mm) | D (mm) | E (mm) |
|------------------------------------|--------|--------|--------|--------|--------|
| 272148 - 272178 | 87 | 92 | 92 | 77 | 77 |
| 272152 - 272252 272155 - 272255 | 135 | 125 | 92 | 110 | 77 |
| 272312 - 282412 | 150 | 185 | 125 | 170 | 110 |

16A-63A selector switches



| Palazzoli code | A (mm) | B (mm) | C (mm) | D (mm) | E (mm) |
|-----------------|--------|--------|--------|--------|--------|
| 272146 - 272246 | 120 | 125 | 92 | 110 | 77 |
| 272147 - 272247 | 135 | 125 | 92 | 110 | 77 |
| 272306 | 150 | 185 | 125 | 170 | 110 |
| 272307 - 272406 | 170 | 185 | 125 | 170 | 110 |

63A-200A selector switches



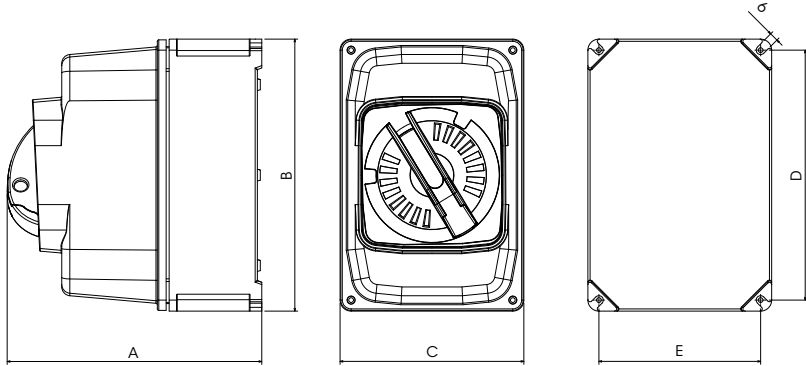
| Palazzoli code | A (mm) | B (mm) | C (mm) | D (mm) | E (mm) | F (mm) |
|-----------------|--------|--------|--------|--------|--------|--------|
| 282407 - 282413 | 195 | 252 | 185 | 237 | 170 | 7 |
| 272507 | 270 | 315 | 315 | 299 | 286 | 9 |
| 282607 | 270 | 373 | 373 | 351 | 330 | 12 |



CONTROL AND PROTECTION

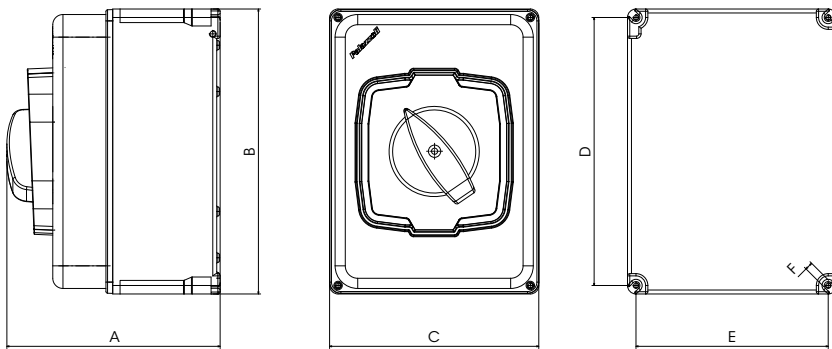
CAM-FIRE

16A - 25A - 40A



| Rated current (A) | A (mm) | B (mm) | C (mm) | D (mm) | E (mm) |
|-------------------|--------|--------|--------|--------|--------|
| 16 | 138 | 125 | 92 | 110 | 77 |
| 25-40 | 173 | 185 | 125 | 170 | 110 |

63A - 125A - 160A - 200A



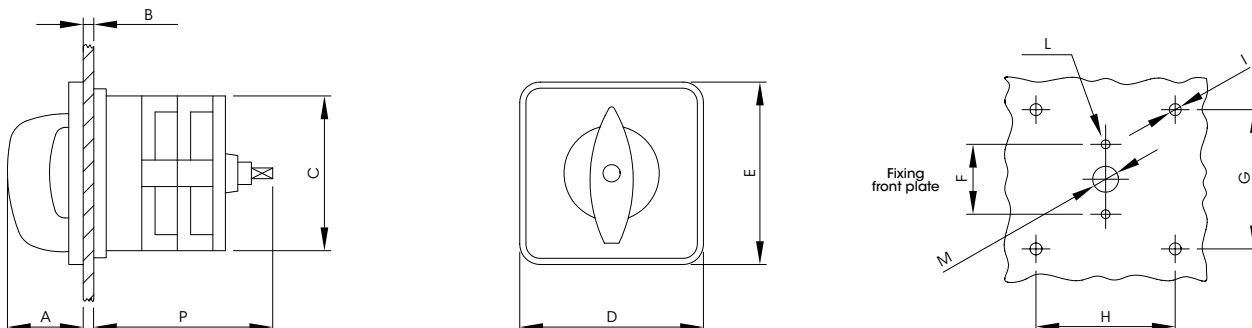
| Rated current (A) | A (mm) | B (mm) | C (mm) | D (mm) | E (mm) | F (mm) |
|-------------------|--------|--------|--------|--------|--------|--------|
| 63 | 230 | 252 | 185 | 237 | 170 | 7 |
| 125 - 200 | 240 | 315 | 220 | 300 | 224 | 9 |



CONTROL AND PROTECTION

CAM

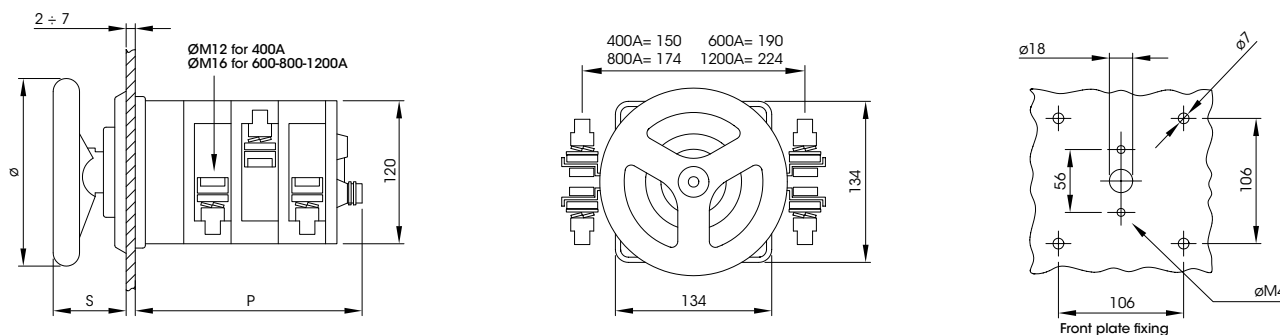
16A/200A rotary switches with handle



| Rated current (A) | A (mm) | B (mm) | C (mm) | D (mm) | E (mm) | F (mm) | G (mm) | H (mm) | I (mm) | L (mm) | M (mm) |
|-------------------|--------|--------|--------|--------|--------|--------|--------|--------|--------|--------|--------|
| 16-25 | 30 | 1,5-4 | 52 | 64 | 64 | 25 | 46 | 46 | 5 | M3 | 10 |
| 40-63 | 37 | 1,5-7 | 87 | 94 | 94 | 32 | 70 | 70 | 6 | M3 | 13 |
| 100-200 | 59 | 2-7 | 120 | 134 | 134 | 56 | 106 | 106 | 7 | M4 | 18 |

P* the dimension refers to the depth indicated in the corresponding catalogue tables.

400A/1200A rotary devices with handle



| Rated current (A) | Ø (mm) | S (mm) |
|-------------------|--------|--------|
| 400-600-800 | 156 | 61 |
| 1200 | 200 | 67 |

P* the dimension refers to the depth indicated in the corresponding catalogue tables.

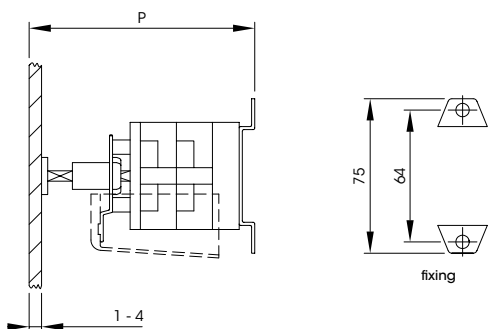


CONTROL AND PROTECTION

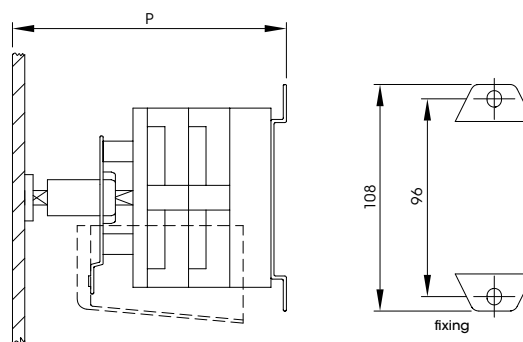
CAM

Rotary devices for base mounting

16A - 25A



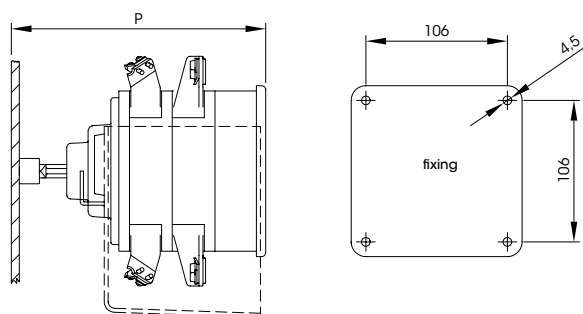
40A - 63A



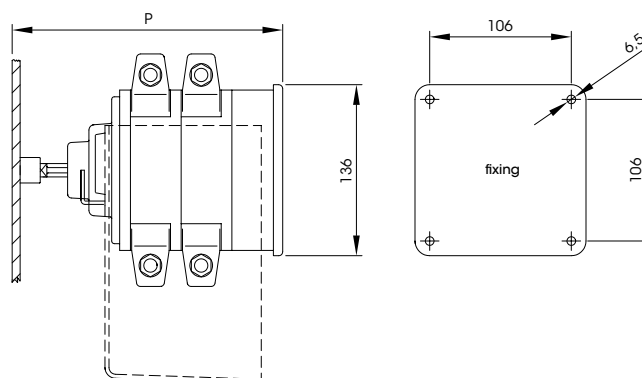
P* the dimension refers to the depth indicated in the corresponding catalogue tables.

Rotary devices for base mounting

100A



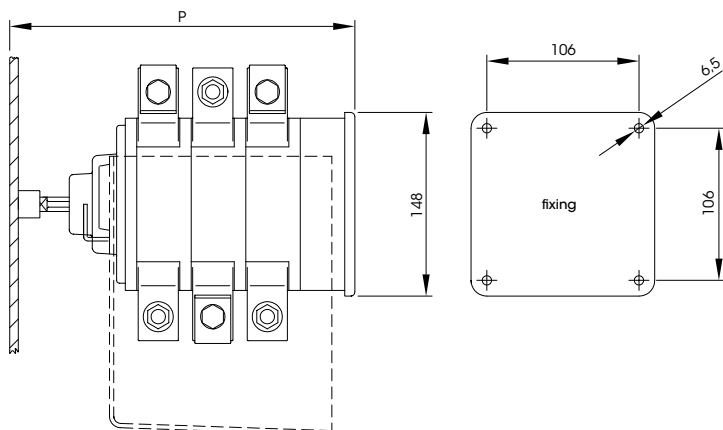
200A



P* the dimension refers to the depth indicated in the corresponding catalogue tables.

Rotary devices for base mounting

400A



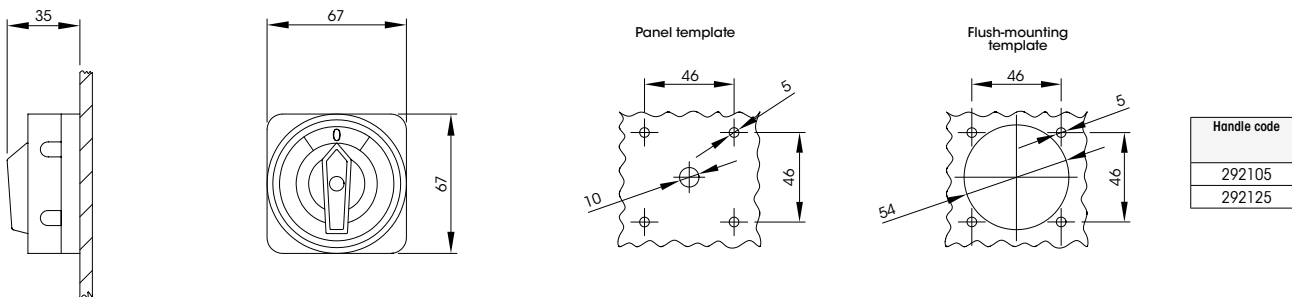
P* the dimension refers to the depth indicated in the corresponding catalogue tables.



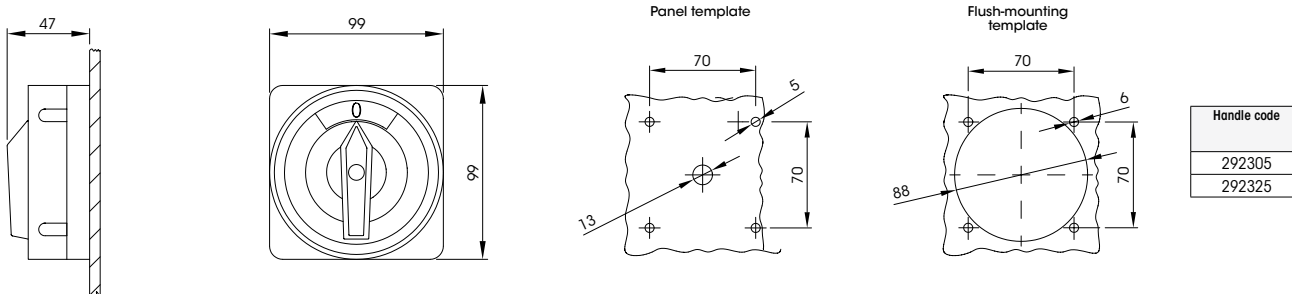
CONTROL AND PROTECTION

CAM

Handles for panel- and flush-mounting - 16A/25A



Handles for panel- and flush-mounting - 40A/63A



Handles for flush-mounting - 16A/25A



Handles for flush-mounting - 40A/63A

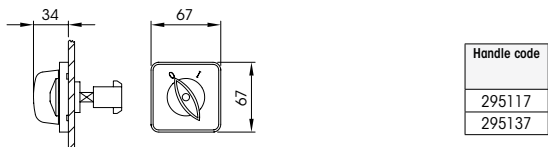




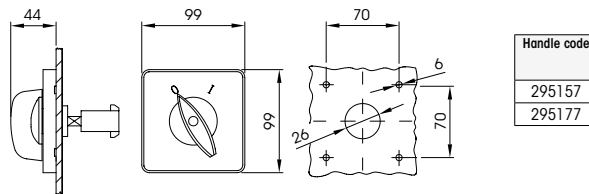
CONTROL AND PROTECTION

CAM

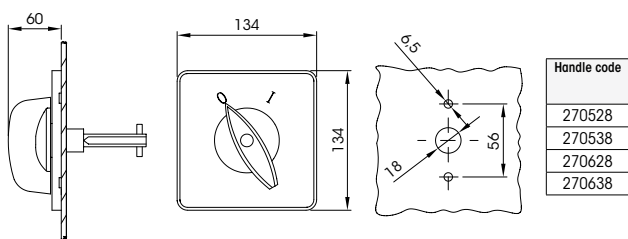
Handles with doorlock and front plate
16A/25A



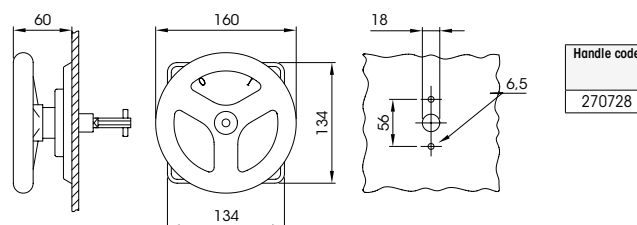
40A/63A



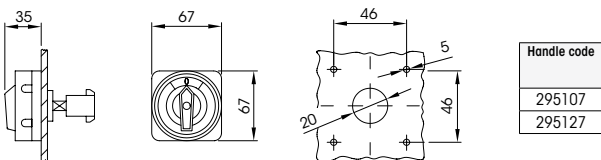
100A/200A



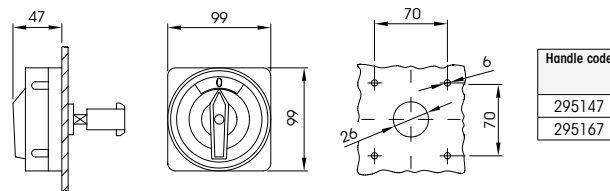
400A



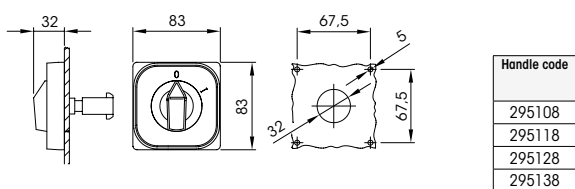
16A/25A



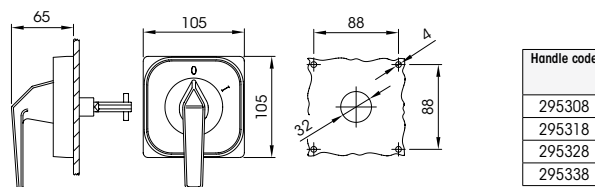
40A/63A



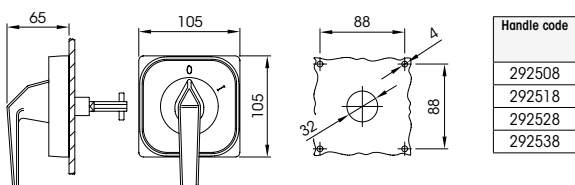
16A/25A



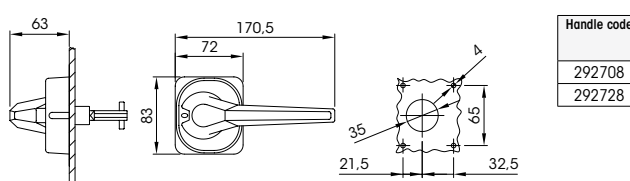
40A/63A



100A/200A



400A

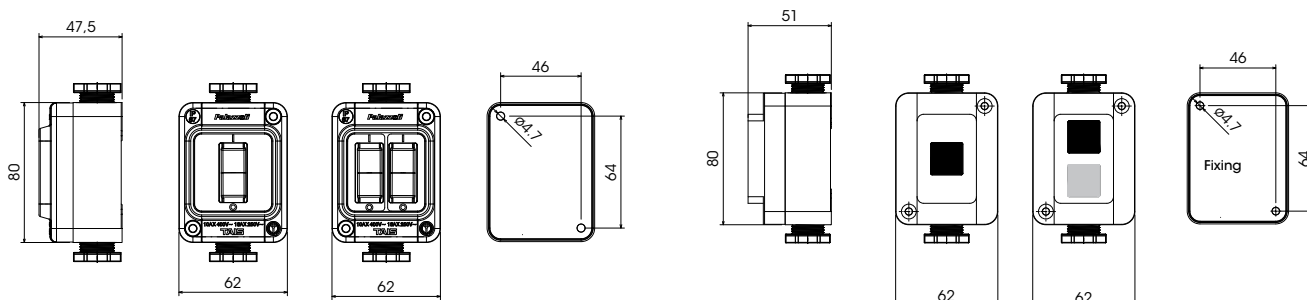




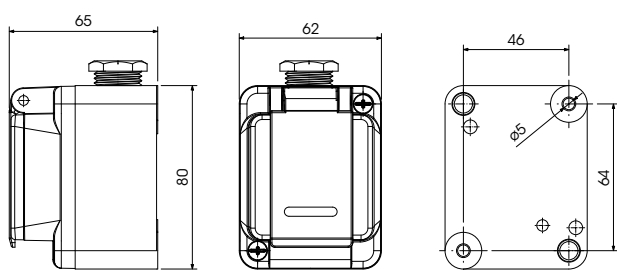
CONTROL AND PROTECTION

TAIS MIGNON

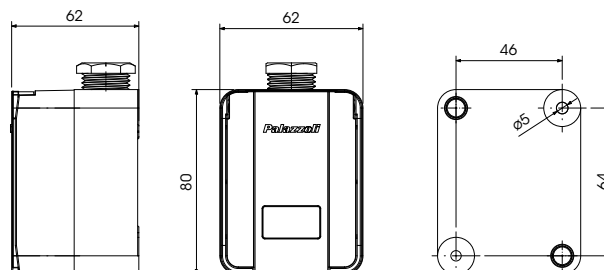
Switches and push-buttons



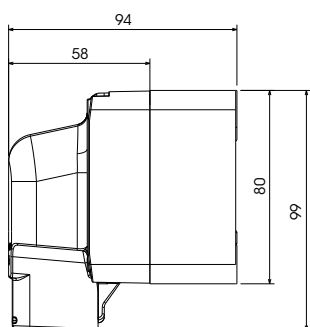
Schuko domestic socket



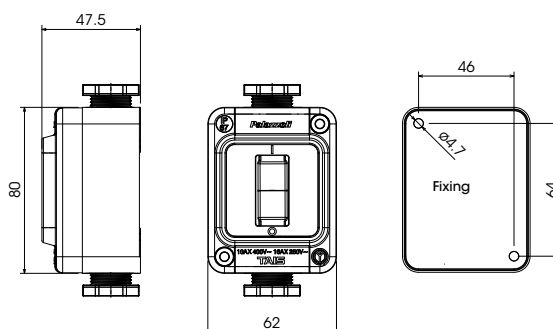
Box for domoTER devices



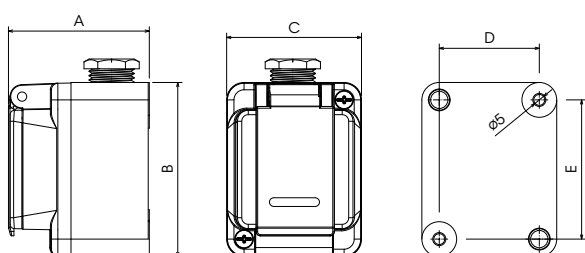
Box with watertight cap



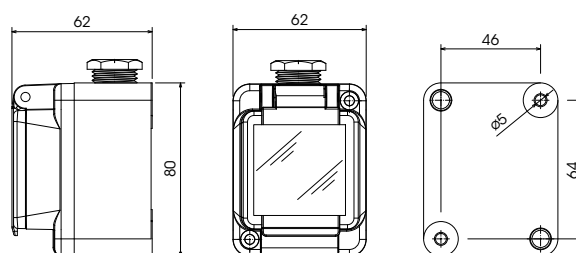
TAISMIGNON-EX switches and two-way switches



Industrial socket-outlets



Boxes for Ticino Magic devices



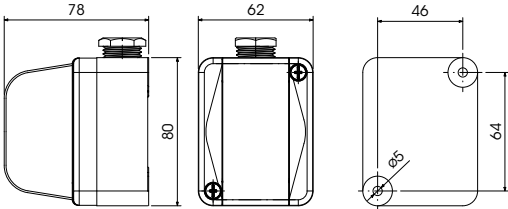
| Rated current (A) | No. of poles | A (mm) | B (mm) | C (mm) | D (mm) | E (mm) |
|-------------------|--------------|--------|--------|--------|--------|--------|
| 16 | 2P+≋ | 75 | 80 | 62 | 46 | 64 |
| | 3P+≋ | 75 | 80 | 62 | 46 | 64 |
| | 3P+N+≋ | 82 | 102 | 77 | 61 | 86 |
| | 2P/3P | 75 | 80 | 62 | 46 | 64 |



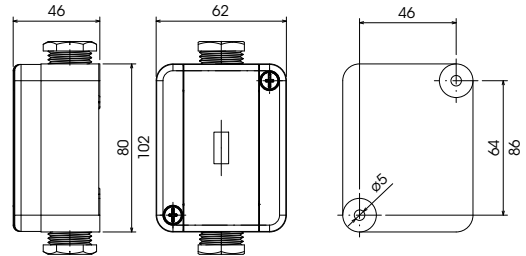
CONTROL AND PROTECTION

TAIS MIGNON

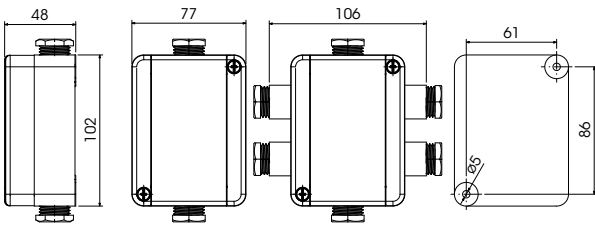
Signalling lamps



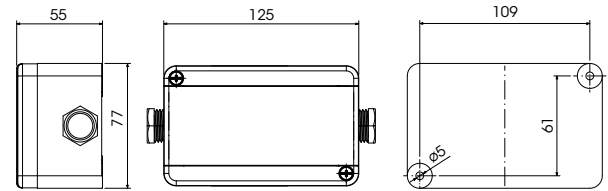
Fuse holder



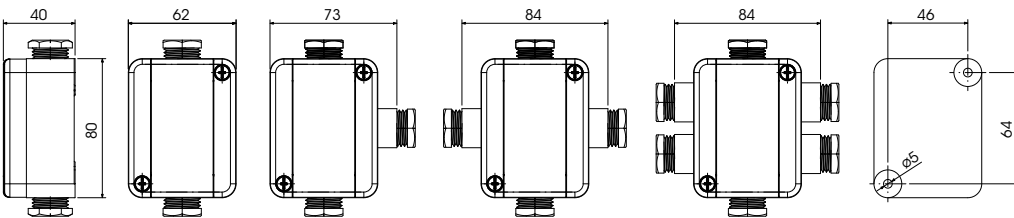
Junction boxes



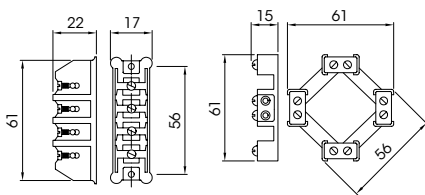
Modular box



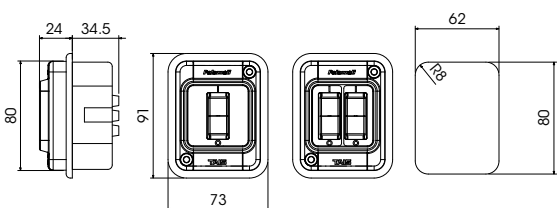
Junction boxes with terminals



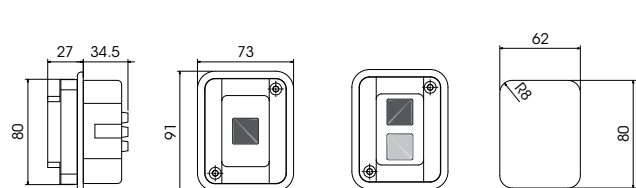
Terminal blocks



Flush-mounted switches



Flush-mounted push-buttons

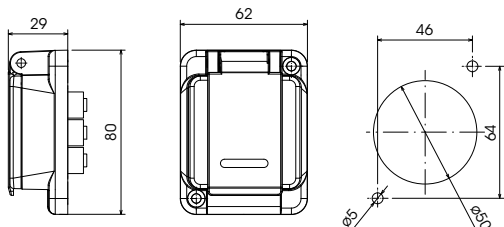




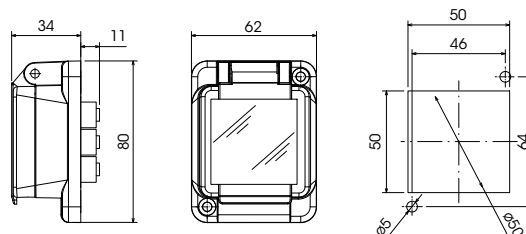
CONTROL AND PROTECTION

TAIS MIGNON

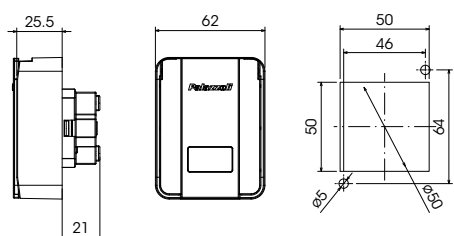
Flush-mounted shuko domestic sockets



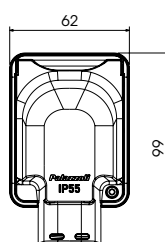
Flush-mounted boxes for Ticino Magic devices



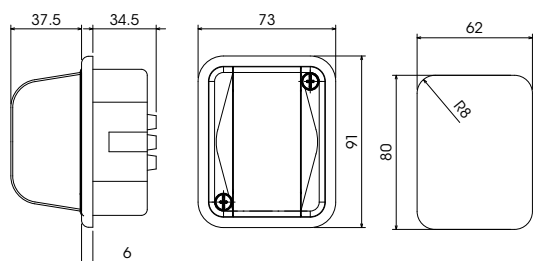
Flush-mounted boxes for Domoter devices



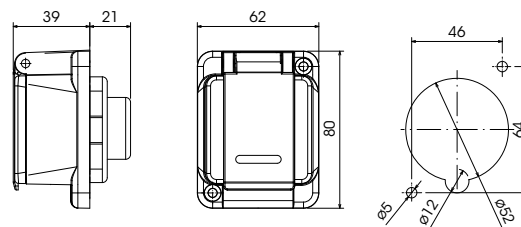
Flush-mounted box with watertight cap



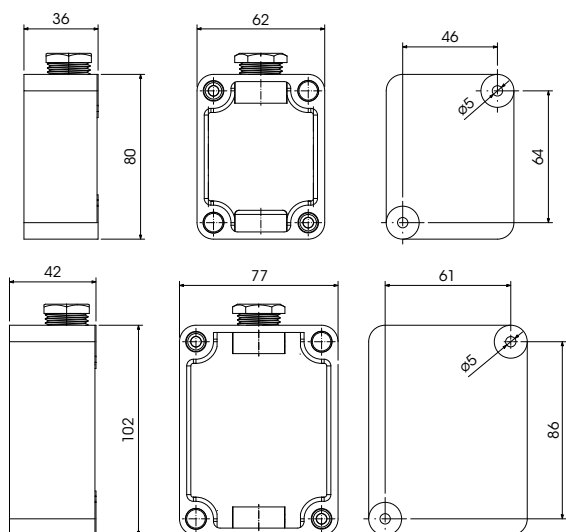
Flush-mounted signalling lamps



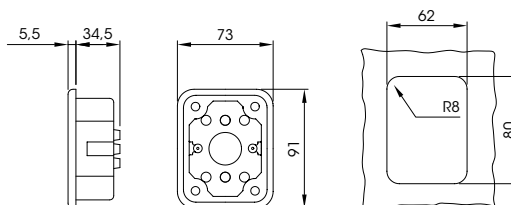
Flush-mounted industrial socket-outlets



Wall-mounted box



Flush-mounted box

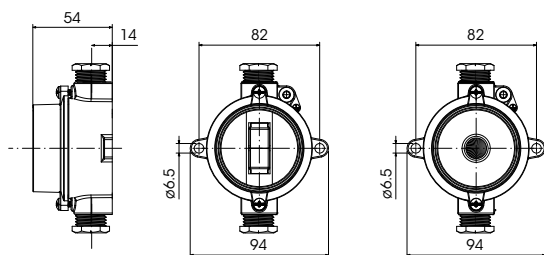




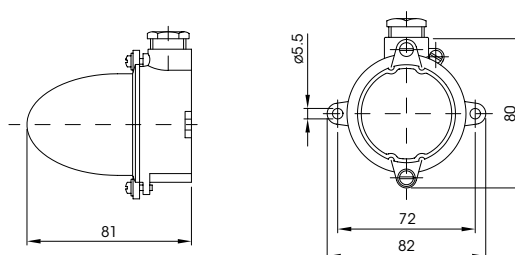
CONTROL AND PROTECTION

RONDÒ

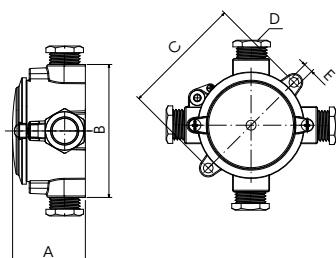
Switches and push-buttons



Signalling lamps

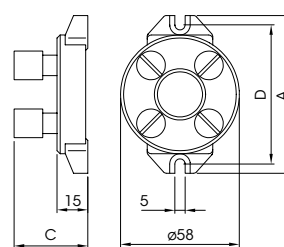


Boxes



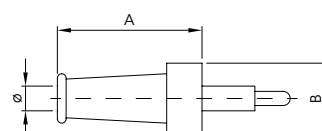
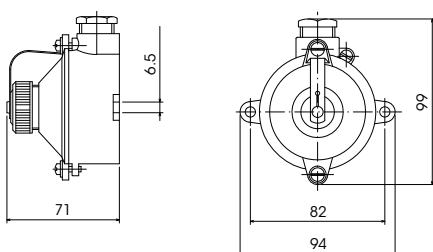
| inner Ø (mm) | A (mm) | B (mm) | C (mm) | D (mm) | E (mm) |
|--------------|--------|--------|--------|---------|--------|
| 62 | 45 | 140 | 82 | M20x1.5 | 6.5 |
| 82 | 57 | 180 | 106 | M25x1.5 | 7 |

Terminal blocks



| Palazzoli code | A (mm) | B (mm) | Ø (mm) |
|----------------|--------|--------|--------|
| 112094 | 57 | 31 | 49 |
| 113094 | 77 | 35 | 68 |
| 113194 | 77 | 42 | 68 |

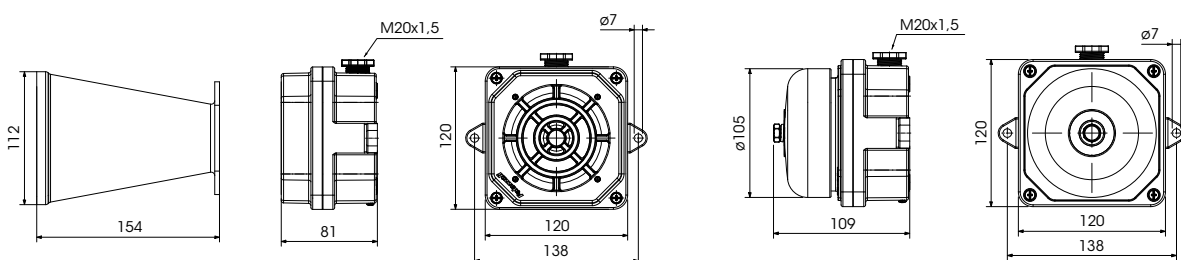
Concentric plugs and sockets



| Palazzoli code | A (mm) | B (mm) | Ø (mm) |
|----------------|--------|--------|--------|
| 407030 | 75 | 33 | 10 |
| 407031 | 84 | 39 | 14 |

ALARM

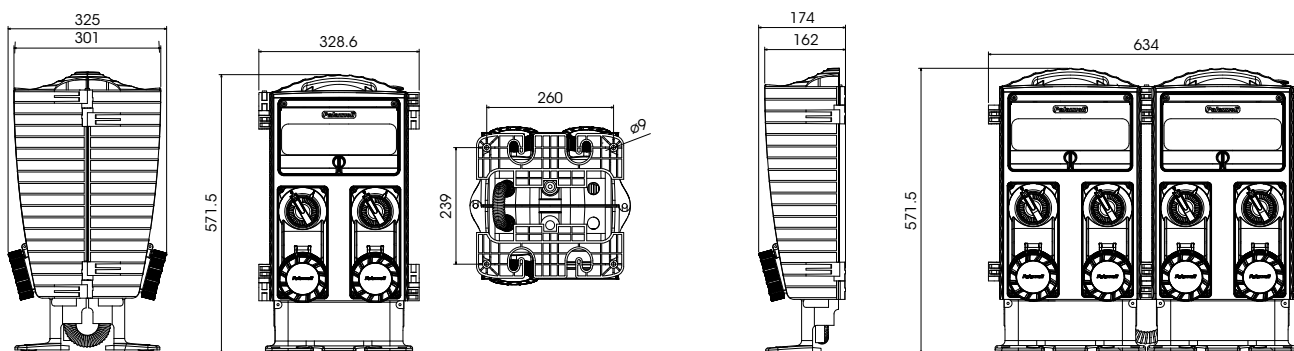
Sirens and bells





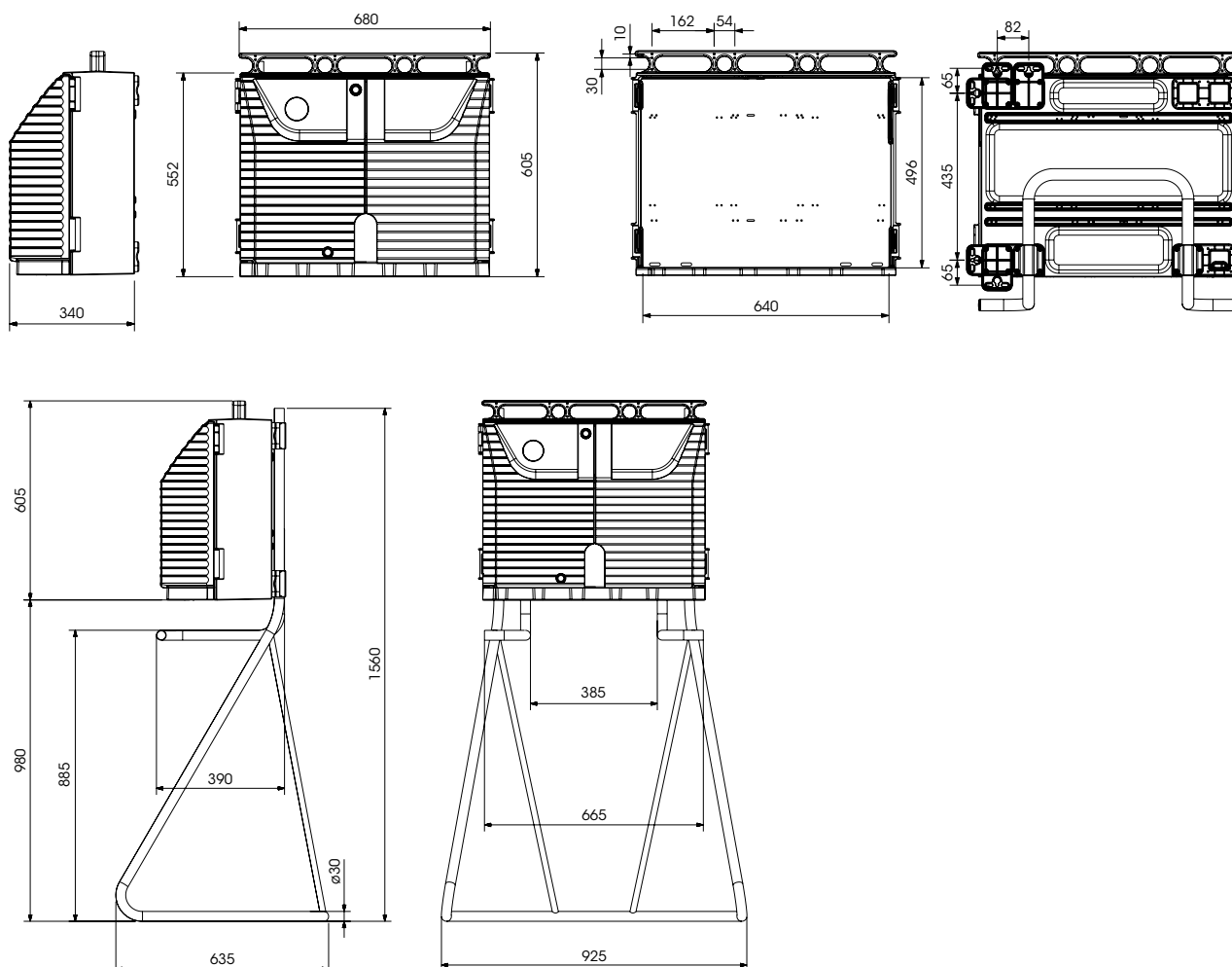
PRE-WIRED DISTRIBUTION BOARDS

JANUS



ENERGY BOX

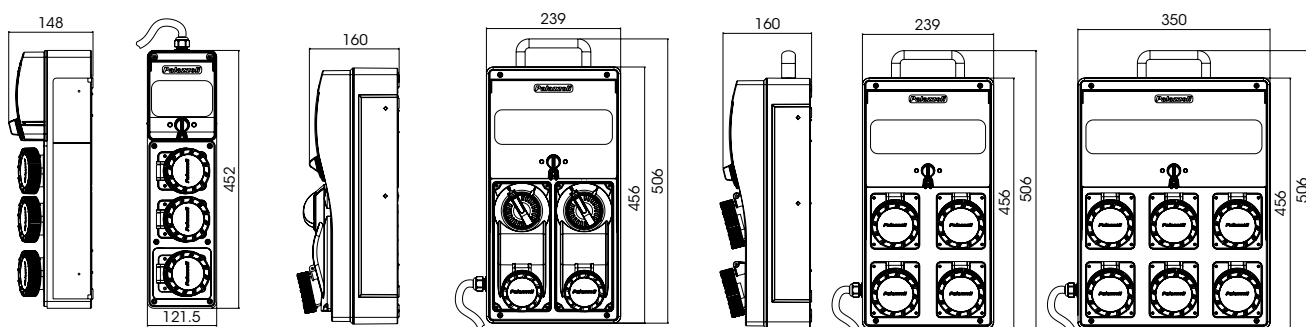
Distribution boards in insulating box





PRE-WIRED DISTRIBUTION BOARDS

ENERGY GO

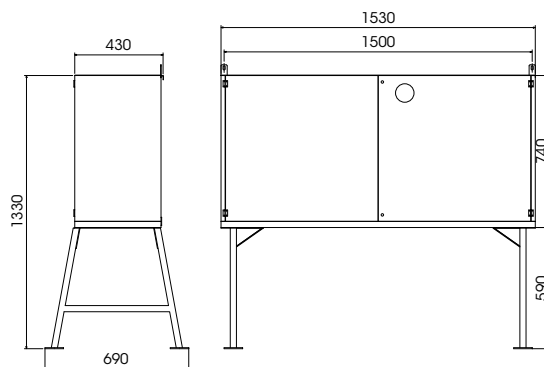
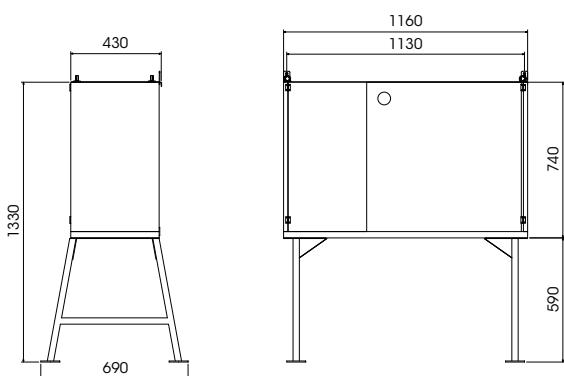


ENERGY METALBOX

Distribution boards in metal cabinet

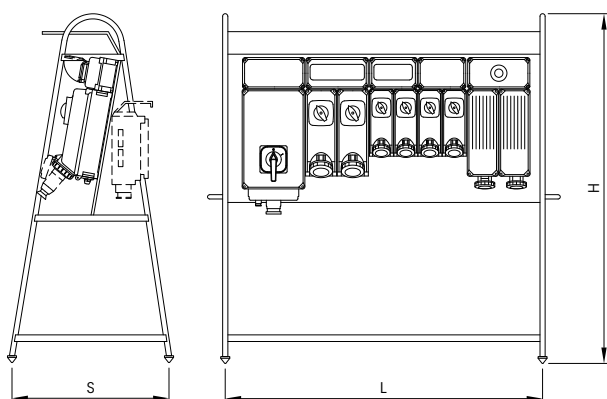
Dimensions 1160x740x430 up to 6 sockets

Dimensions 1530x740x430



ENERGY TAIS

Distribution boards on stainless steel stand



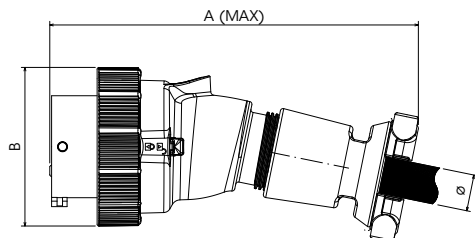
| Type |
|------------------------------|
| With MCB - 5 sockets |
| With MCB - 6 sockets |
| With MCB - 7 to 9 sockets |
| With fuses - 5 sockets |
| With fuses - 6 to 10 sockets |
| With fuses - 11 sockets |

| L (mm) | H (mm) | S (mm) |
|--------|--------|--------|
| 1118 | 1335 | 565 |
| 1313 | 1335 | 565 |
| 1853 | 1685 | 748 |
| 803 | 1335 | 565 |
| 1313 | 1335 | 565 |
| 1853 | 1685 | 748 |



ATEX

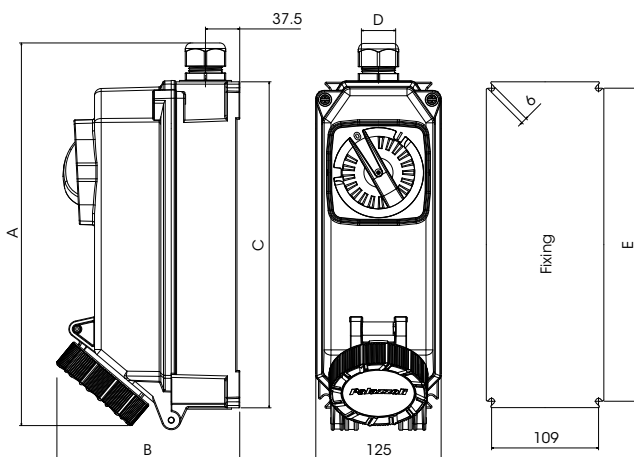
XCEE-EX



| Rated current (A) | No. of poles | A (mm) | B (mm) | ∅ (mm) |
|-------------------|--------------|--------|--------|---------|
| 16 | 2P+≋ | 180 | 72 | 6.3-18 |
| | 3P+≋ | 187 | 80 | |
| | 3P+N+≋ | 200 | 87 | |
| 32 | 2P+≋ | 215 | 93 | 9 - 23 |
| | 3P+≋ | | | |
| | 3P+N+≋ | 225 | 100 | |
| 63 | 2P+≋ | 270 | 112 | 14 - 36 |
| | 3P+≋ | | | |
| | 3P+N+≋ | | | |

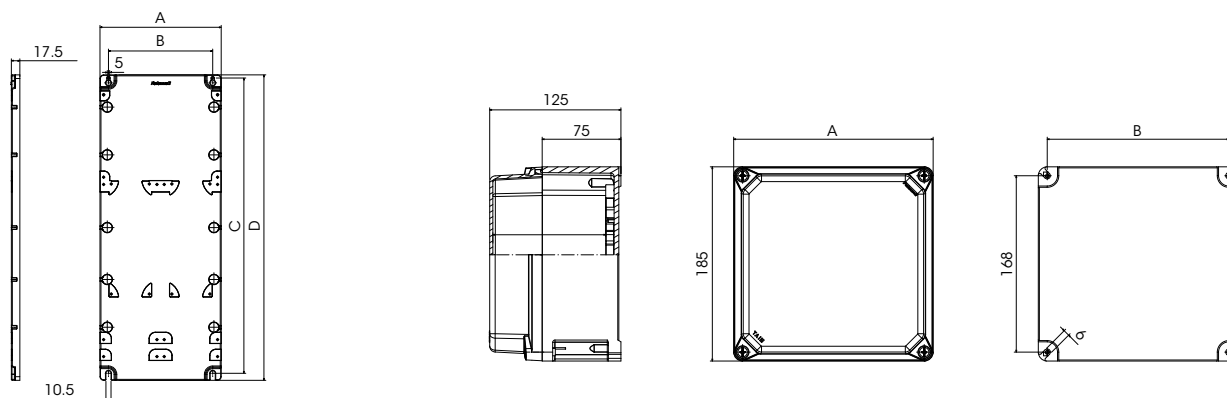
TAIS-EX

Socket-outlets



| Rated current (A) | Poles | entry cable ∅ (mm) | A (mm) | B (mm) | C (mm) | D (mm) | E (mm) |
|-------------------|--------|--------------------|--------|--------|--------|--------|--------|
| 16 | 2P++ | 12-18 | 380 | 159 | 335 | M32 | 319 |
| | 3P++ | | | 164 | | | |
| | 3P+N++ | | | 175 | | | |
| 32 | 2P++ | 16-25 | 380 | 177 | 335 | M32 | 319 |
| | 3P++ | | | 185 | | | |
| | 3P+N++ | | | | | | |
| 50 / 63 | 2P++ | 16-25 | 423 | 423 | 370 | M40 | 354 |
| | 3P++ | | | | | | |
| | 3P+N++ | | | | | | |

Mounting plates



| Palazzoli code | A (mm) | B (mm) | C (mm) | D (mm) |
|----------------|--------|--------|--------|--------|
| 538800 | 125 | 90 | 609 | 630 |
| 538802 | 250 | 215 | 609 | 630 |
| 538804 | 380 | 345 | 609 | 630 |

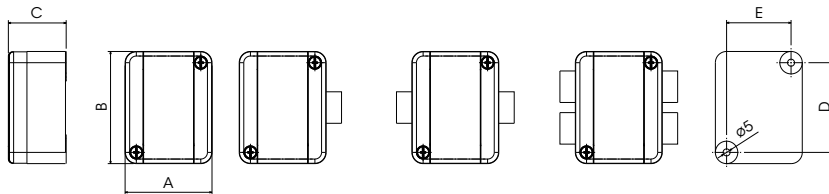
| Palazzoli code | A (mm) | B (mm) |
|---------------------|--------|--------|
| 532281EX - 532286EX | 125 | 108 |
| 532282EX | 250 | 233 |
| 532283EX | 380 | 363 |



ATEX

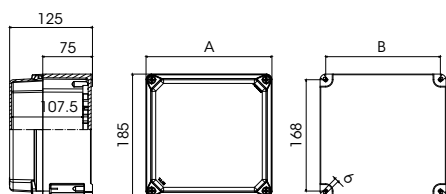
TAISBOX-EXU E TAISBOX-EX

Compact enclosures

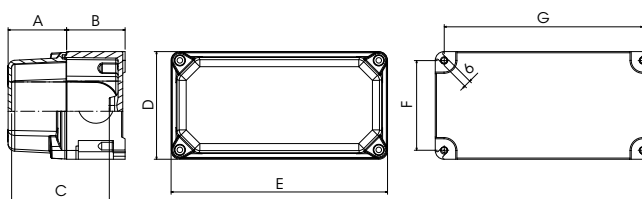


| Palazzoli code | A (mm) | B (mm) | C (mm) | D (mm) | E (mm) |
|--------------------------------|--------|--------|--------|--------|--------|
| 102025EX - 102035EX - 102045EX | 62 | 80 | 38 | 64 | 46 |
| 102156EX - 102157EX | 77 | 102 | 48 | 86 | 61 |

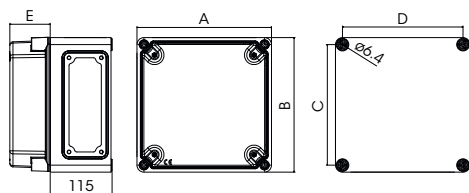
Enclosures



| Palazzoli code | A (mm) | B (mm) |
|---------------------|--------|--------|
| 532200EX - 532240EX | 125 | 108 |
| 532201EX | 190 | 173 |
| 532202EX - 532242EX | 250 | 233 |
| 532203EX | 290 | 273 |
| 532204EX - 532244EX | 380 | 363 |



| Palazzoli code | A (mm) | B (mm) | C (mm) | D (mm) | E (mm) | F (mm) | G (mm) |
|--|--------|--------|--------|--------|--------|--------|--------|
| 532035EX | 18 | 50 | 51 | 92 | 92 | 78 | 78 |
| 532045EX | 18 | 50 | 51 | 92 | 125 | 78 | 111 |
| 532055EX | 18 | 50 | 51 | 92 | 185 | 78 | 171 |
| 532116EX - 102335EX - 102345EX - 102365EX | 25 | 75 | 75 | 125 | 125 | 111 | 111 |
| 532117EX - 102443EX - 102463EX - 102445EX - 102485EX | 25 | 75 | 75 | 125 | 185 | 111 | 171 |
| 532118EX | 25 | 75 | 75 | 125 | 250 | 111 | 238 |
| 532005EX - 102232EX - 102242EX | 50 | 50 | 83 | 92 | 92 | 78 | 78 |
| 532006EX | 50 | 50 | 83 | 92 | 125 | 78 | 111 |
| 532015EX | 50 | 50 | 83 | 92 | 185 | 78 | 171 |
| 532016EX | 50 | 75 | 100 | 125 | 125 | 111 | 111 |
| 532017EX | 50 | 75 | 100 | 125 | 185 | 111 | 171 |
| 532018EX | 50 | 75 | 100 | 125 | 250 | 111 | 238 |

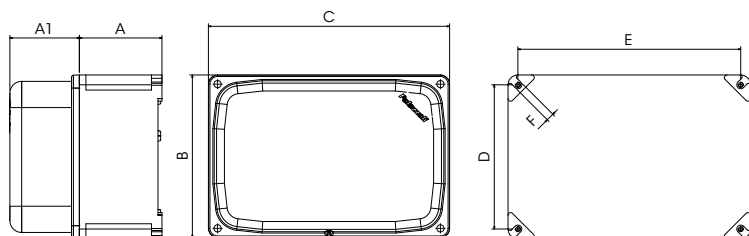


| Palazzoli code | A (mm) | B (mm) | C (mm) | D (mm) | E (mm) |
|----------------|--------|--------|--------|--------|--------|
| 531011EX | 185 | 185 | 159 | 159 | 25 |
| 531021EX | 250 | 185 | 224 | 159 | 75 |
| 531040EX | 250 | 250 | 224 | 224 | 75 |
| 531042EX | 250 | 370 | 344 | 224 | 75 |
| 531062EX | 370 | 500 | 474 | 344 | 75 |



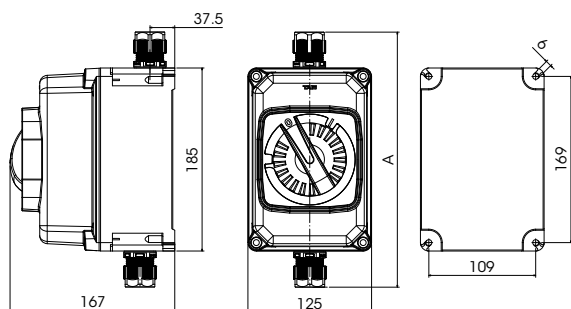
ATEX

UNIBOX-EXU in aluminium



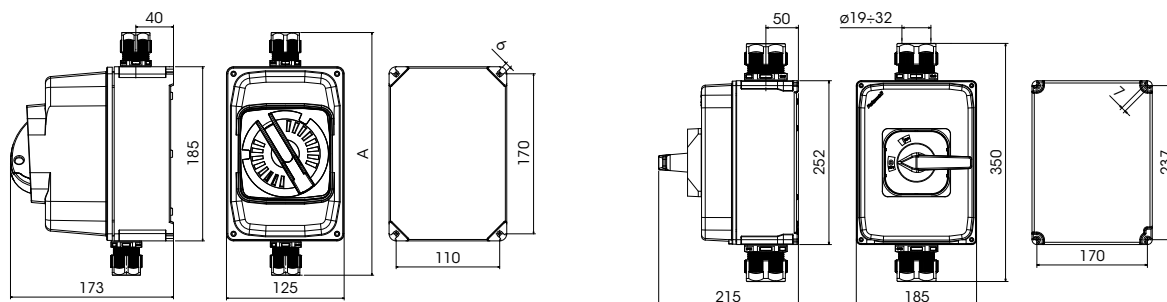
| Palazzoli code | A (mm) | A1 (mm) | B (mm) | C (mm) | D (mm) | E (mm) | F (mm) |
|----------------|--------|---------|--------|--------|--------|--------|--------|
| 511910EX | 42 | 35 | 92 | 92 | 78 | 78 | 6 |
| 511913EX | 63 | 50 | 125 | 125 | 111 | 111 | 6 |
| 511220EX | 63 | 50 | 125 | 185 | 111 | 171 | 6 |
| 150021EX | 63 | 10 | 155 | 155 | 141 | 141 | 6 |
| 511920EX | 95 | 50 | 185 | 185 | 171 | 171 | 6 |
| 521310EX | 95 | 13 | 220 | 220 | 192 | 205 | 6 |
| 511921EX | 95 | 50 | 185 | 252 | 169 | 236 | 6 |
| 511410EX | 140 | 57 | 252 | 252 | 224 | 237 | 6 |
| 521420EX | 105 | 18 | 295 | 295 | 266 | 280 | 9 |
| 511420EX | 140 | 53 | 252 | 315 | 224 | 300 | 6 |
| 511510EX | 140 | 53 | 315 | 315 | 286 | 300 | 9 |
| 511610EX | 140 | 80 | 373 | 373 | 330 | 353 | 12 |

CAMTAIS-EX in thermosetting GRP



| Rated current (A) | entry cable Ø (mm) | A (mm) |
|-------------------|--------------------|--------|
| 16-25 | 9 - 18 | 257 |
| 32 - 63 | 12.5 - 25 | 267 |

CAMALUPRES-EX in aluminium alloy



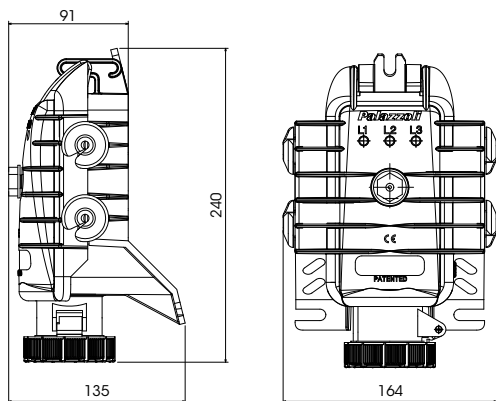
| Rated current (A) | entry cable Ø (mm) | A (mm) |
|-------------------|--------------------|--------|
| 16-25 | 9 - 18 | 257 |
| 32 - 63 | 12.5 - 25 | 267 |



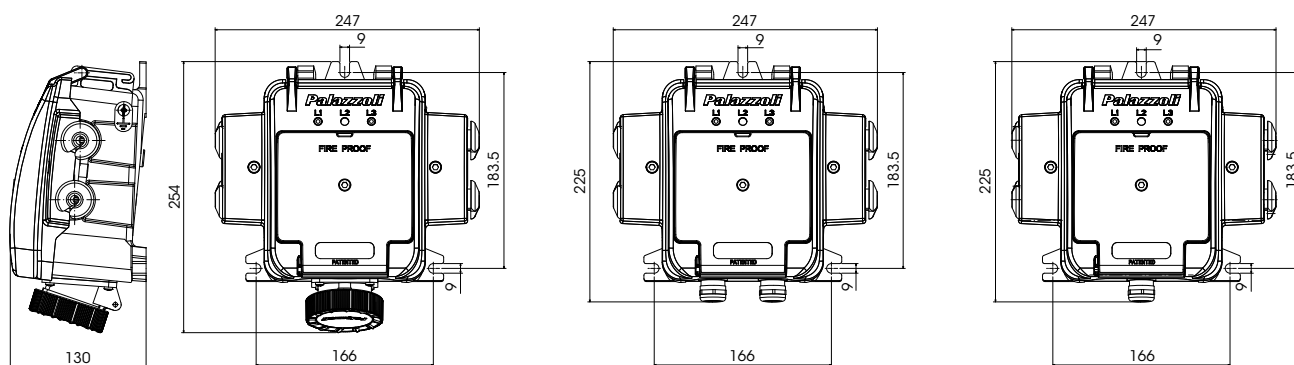
ATEX

FASTBOX-T54

Insulation-piercing boxes for ordinary circuits



Insulation-piercing boxes for emergency circuits

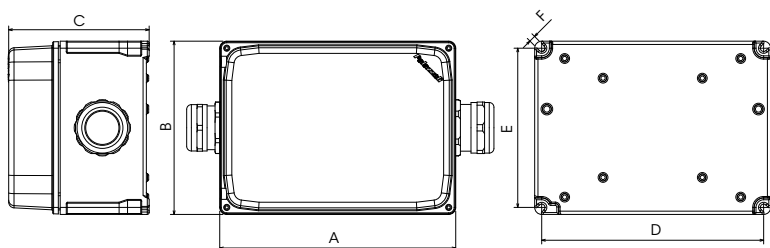




INFRASTRUCTURES

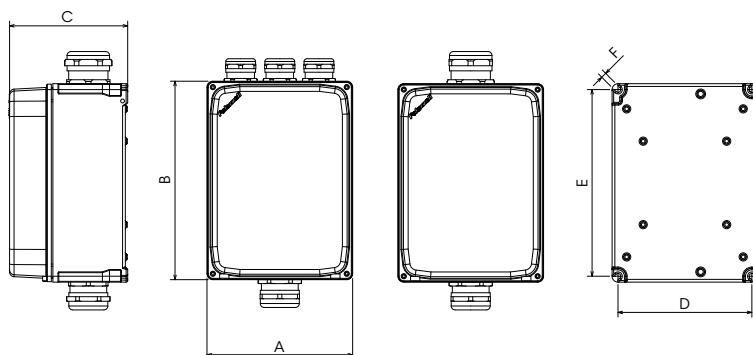
ALUCASE-T54

Line junction boxes



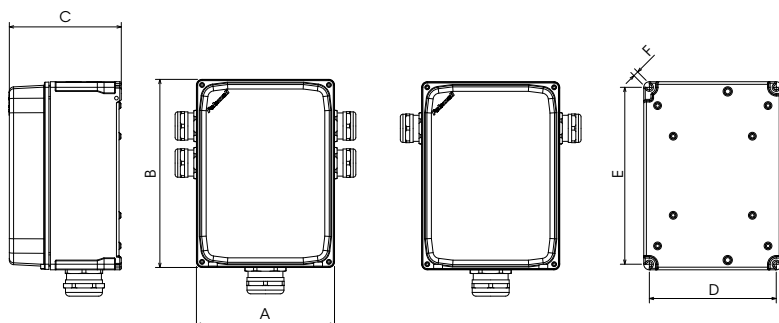
| Palazzoli code | A (mm) | B (mm) | C (mm) | D (mm) | E (mm) | F (mm) |
|---|--------|--------|--------|--------|--------|--------|
| 151553 | 185 | 185 | 105 | 171 | 171 | 6 |
| 151564 - 151575 151585 - 151641 151642 - 151652 151664 | 252 | 185 | 152 | 236 | 169 | 6 |
| 151675 - 151685 | 315 | 252 | 193 | 300 | 224 | 6 |

Adaptors



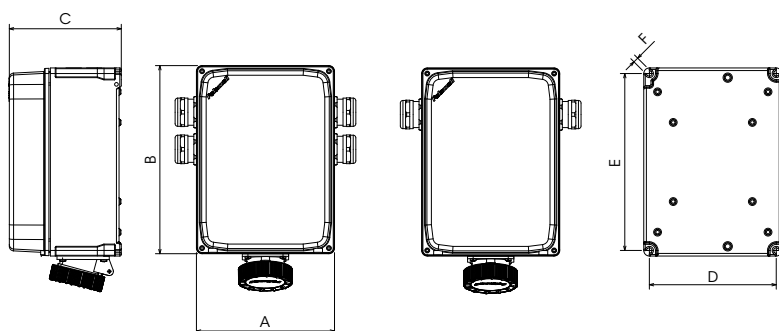
| Palazzoli code | A (mm) | B (mm) | C (mm) | D (mm) | E (mm) | F (mm) |
|---------------------------|--------|--------|--------|--------|--------|--------|
| 151531 - 151532 151533 | 185 | 252 | 152 | 169 | 236 | 6 |
| 151534 | 252 | 315 | 193 | 224 | 300 | 6 |
| 151535 | 315 | 315 | 193 | 286 | 300 | 9 |

Boxes with terminal box and cable gland



| Palazzoli code | A (mm) | B (mm) | C (mm) | D (mm) | E (mm) | F (mm) |
|--|--------|--------|--------|--------|--------|--------|
| 151011 - 151022 | 185 | 185 | 105 | 171 | 171 | 6 |
| 151034 - 151241 151242 - 151252 151264 | 185 | 252 | 152 | 169 | 236 | 6 |
| 151045 - 151275 151285 | 252 | 315 | 193 | 224 | 300 | 6 |

Boxes with terminal box and socket-outlet

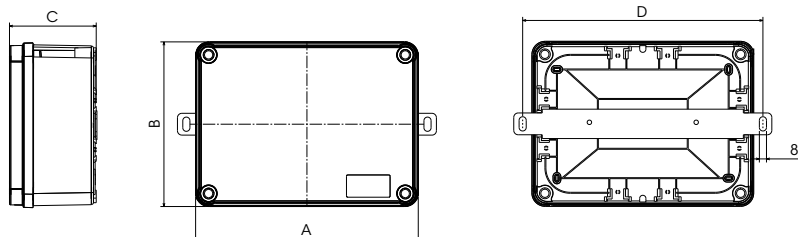


| Palazzoli code | A (mm) | B (mm) | C (mm) | D (mm) | E (mm) | F (mm) |
|--|--------|--------|--------|--------|--------|--------|
| 151311 - 151322 | 185 | 185 | 105 | 171 | 171 | 6 |
| 151334 - 154441 151442 - 151452 151464 | 185 | 252 | 152 | 169 | 236 | 6 |
| 151345 - 151475 151485 | 252 | 315 | 193 | 224 | 300 | 6 |

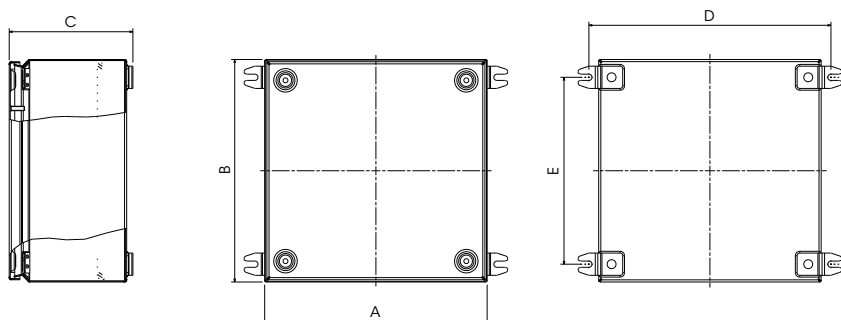


INFRASTRUCTURES

FIREBOX-T54



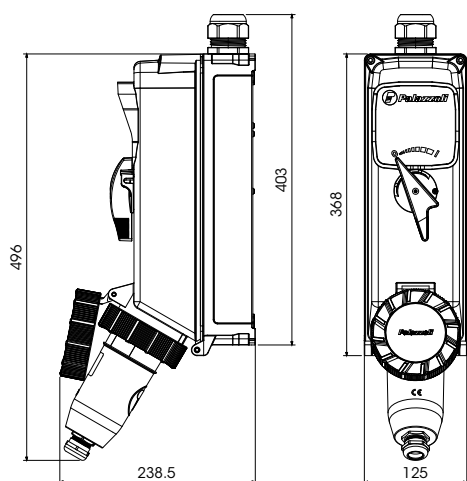
| Palazzoli code | A (mm) | B (mm) | C (mm) | D (mm) |
|------------------------------------|--------|--------|--------|--------|
| 151735 - 151755 | 160 | 120 | 80 | 170 |
| 151731 - 151751 151835 - 151855 | 200 | 150 | 80 | 220 |
| 151733 - 151753 151831 - 151851 | 250 | 185 | 100 | 270 |



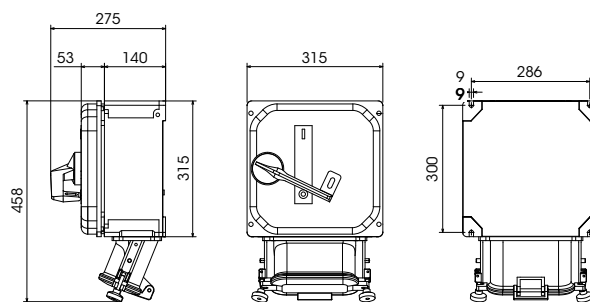
| Palazzoli code | A (mm) | B (mm) | C (mm) | D (mm) | E (mm) |
|-----------------|--------|--------|--------|--------|--------|
| 151355 | 150 | 150 | 100 | 172 | 110 |
| 151351 - 151353 | 250 | 250 | 140 | 272 | 210 |

ALUPRES-T54

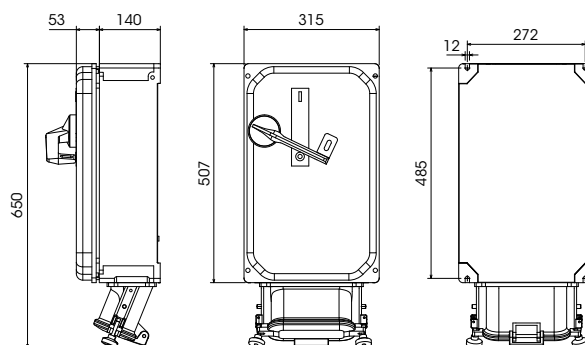
Sockets for fans
63A



63A



125A

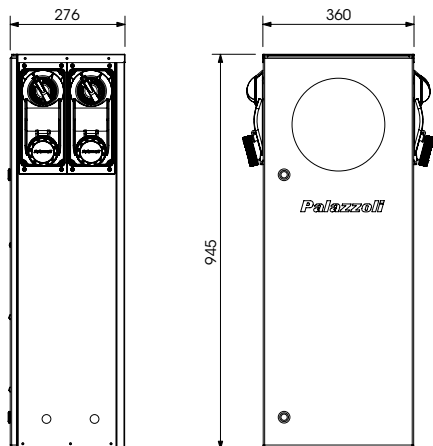




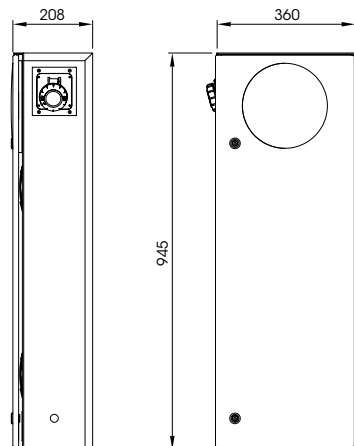
MARINE

B-SMART

Standard distribution turrets

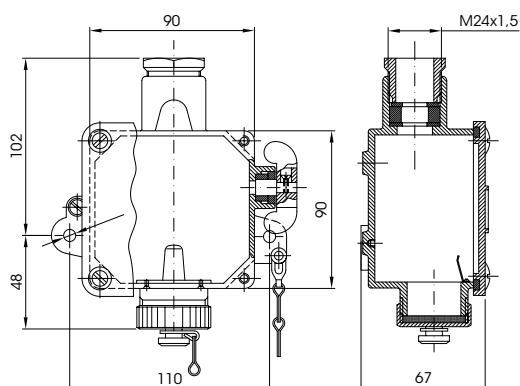


Compact distribution turrets

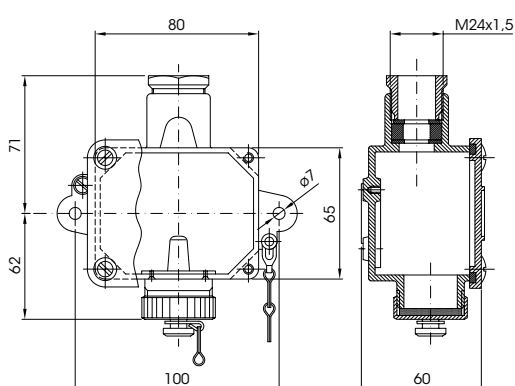


UNAV

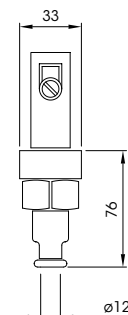
Interlocked socket-outlet
UNAV 1436



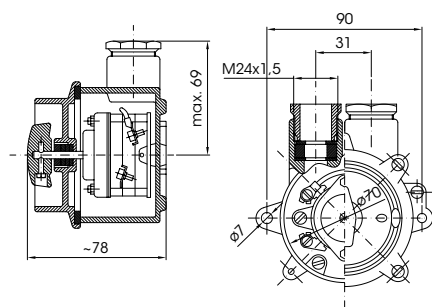
Socket
UNAV 1435



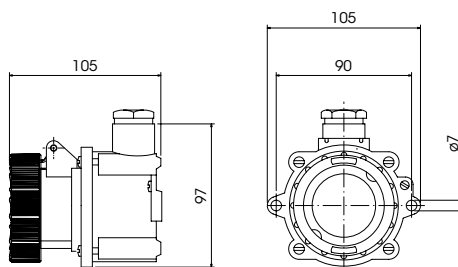
Plug
UNAV 1437



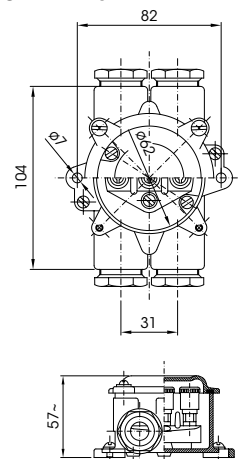
Switches and two-way switches
in brass UNAV 2162



Industrial socket-outlets
UNAV 2166



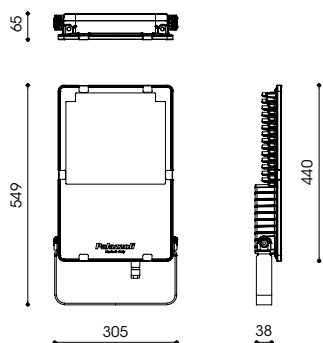
Industrial socket-outlets
UNAV 2161



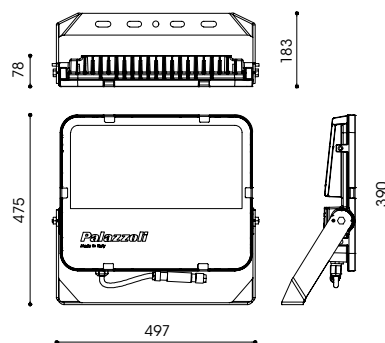


FLOODLIGHTS

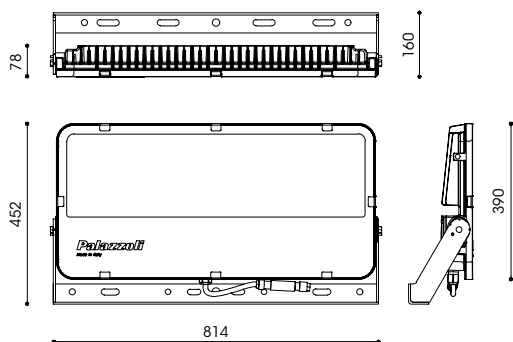
TIGUA AND TIGUA-EX



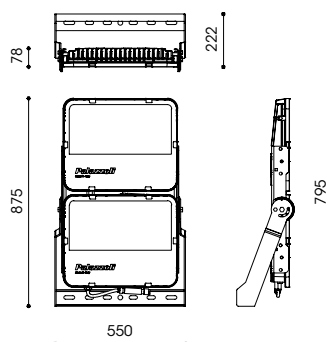
XTIGUA AND XTIGUA-EX size M



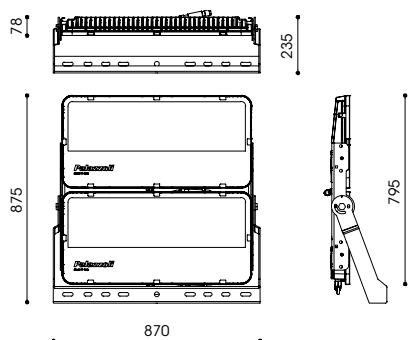
XTIGUA size L



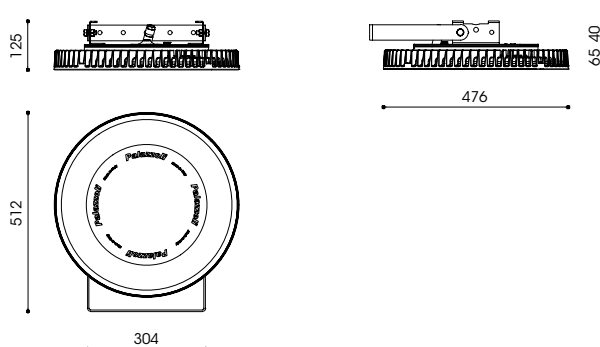
XTIGUA size XL



XTIGUA size XXL



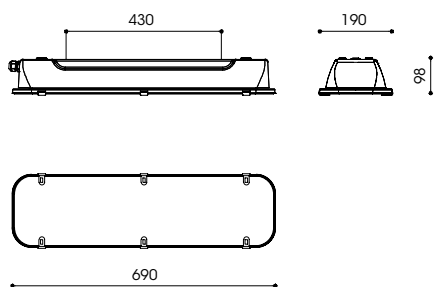
META



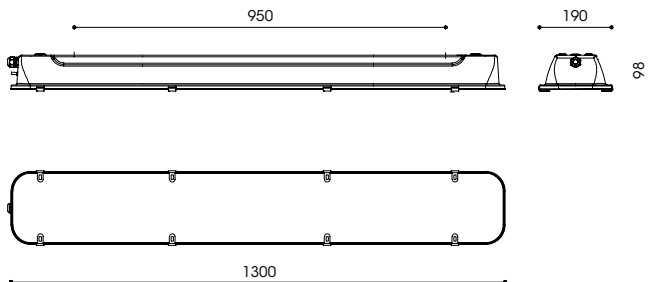


LIGHT FIXTURES PENDANTS CONTROL

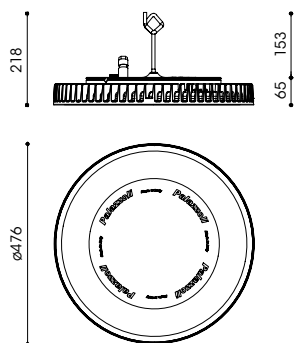
RINO LED AND RINO LED-EX 690 mm



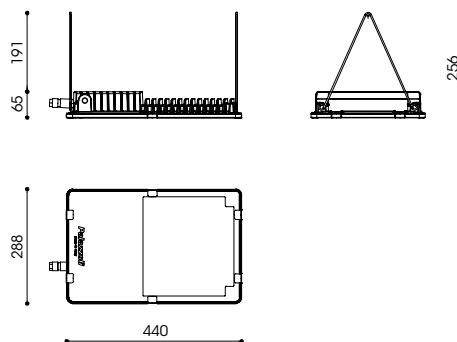
RINO LED AND RINO LED-EX 1300 mm



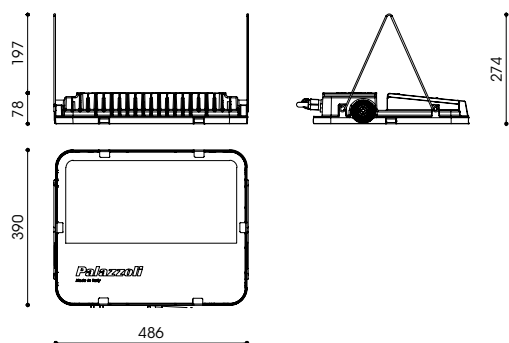
META AND META-EX



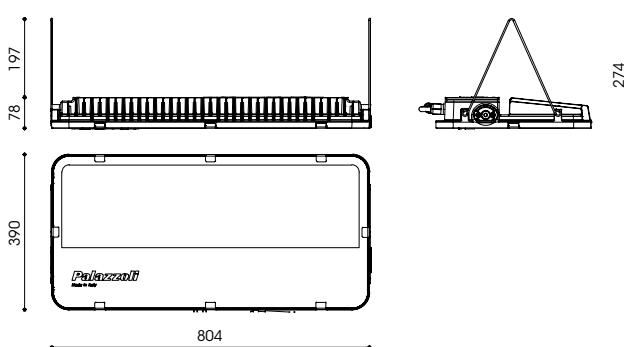
TIGUA AND TIGUA-EX



XTIGUA AND XTIGUA-EX size M



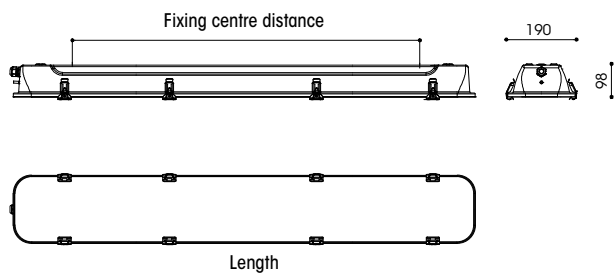
XTIGUA size L





LIGHT FIXTURES PENDANTS CONTROL

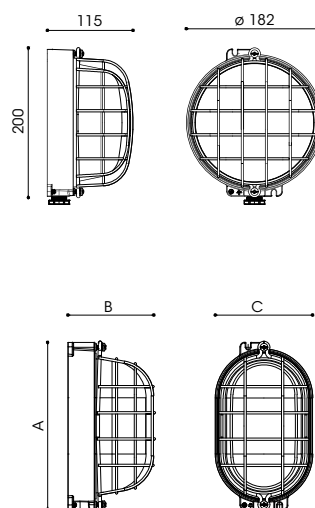
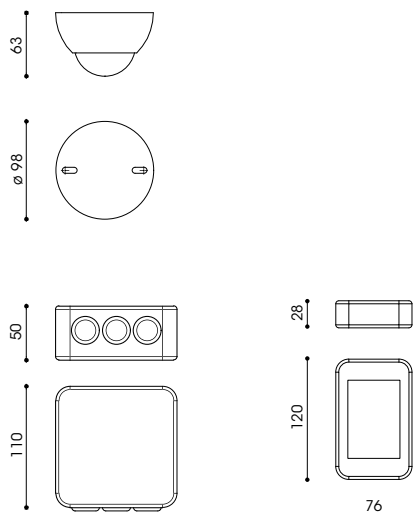
RINO AND RINO-EX FLUORESCENT



| Light fixture width (mm) | Fixing centre distance (mm) |
|--------------------------|-----------------------------|
| 690 | 480 |
| 1300 | 1090 |

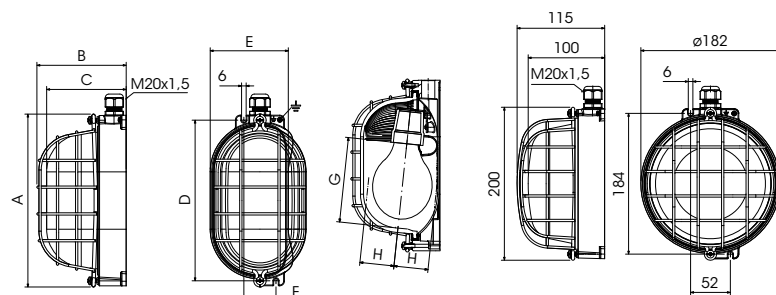
IMPERIUM

RINO AND RINO-EX FLUORESCENT



| Max. power (W) | A (mm) | B (mm) | C (mm) |
|----------------|--------|--------|--------|
| 60 | 199 | 119 | 112 |
| 75 | 226 | 122 | 130 |
| 100 | 295 | 142 | 170 |

RINO-EX E27 - G23



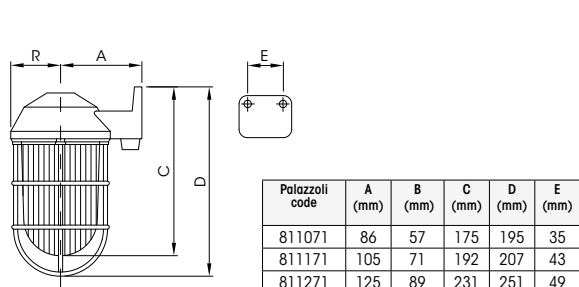
| Type of oval light fixture (W) | A (mm) | B (mm) | C (mm) | D (mm) | E (mm) | F (mm) |
|--------------------------------|--------|--------|--------|--------|--------|--------|
| 18 | 199 | 119 | 100 | 184 | 112 | 42 |
| 28 | 226 | 122 | 105 | 210 | 130 | 42 |
| 53 | 295 | 142 | 127 | 278 | 170 | 52 |



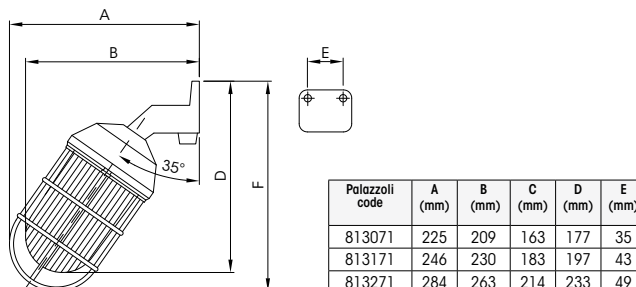
LIGHT FIXTURES PENDANTS CONTROL

WELL GLASS FIXTURES

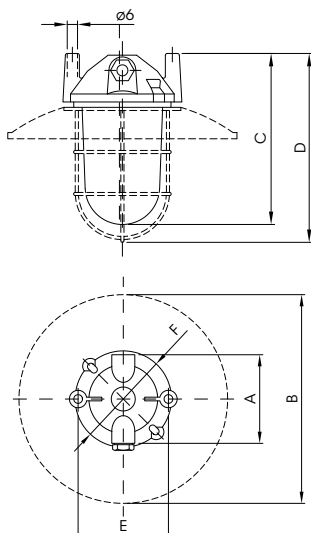
90° well glass fixtures in aluminium alloy



Angled well glass fixtures in aluminium alloy

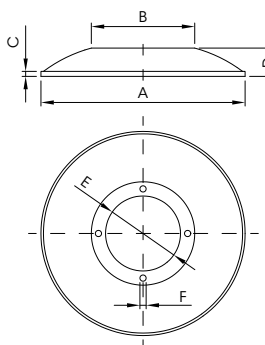


Well glass fixtures in aluminium alloy for ceiling mounting



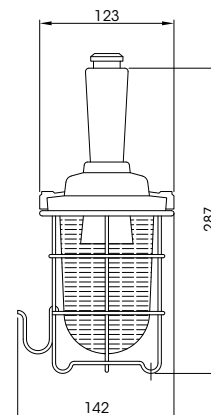
| Type | A (mm) | B (mm) | C (mm) | D (mm) | E (mm) | F (mm) |
|------|--------|--------|--------|--------|--------|--------|
| 60W | 106 | 245 | 180 | 200 | 108 | 113 |
| 100W | 134 | 200 | 200 | 220 | 135 | 140 |
| 200W | 170 | 245 | 245 | 265 | 172 | 177 |

Reflectors for well glass fixtures

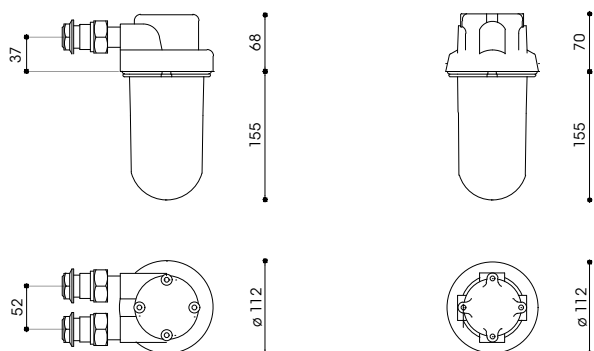


| Palazzoli code | A (mm) | B (mm) | C (mm) | D (mm) | E (mm) | F (mm) |
|----------------|--------|--------|--------|--------|--------|--------|
| 819030 | 245 | 124 | 6 | 34 | 90 | 7.5 |
| 819130 | 275 | 155 | 7 | 42 | 116 | 8 |
| 819230 | 325 | 196 | 7 | 42 | 150 | 8 |

Portable well glass fixture UNAV 2137



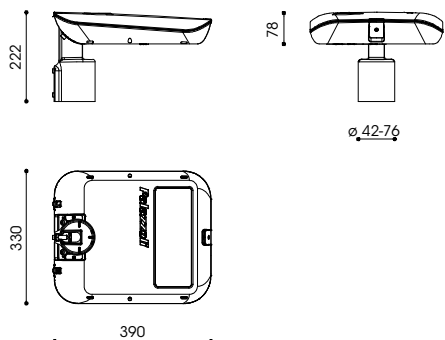
NAVE - WELL GLASS FIXTURE



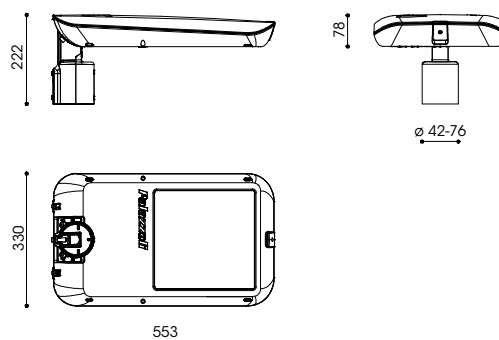


PUBLIC - TUNNEL - MARINE

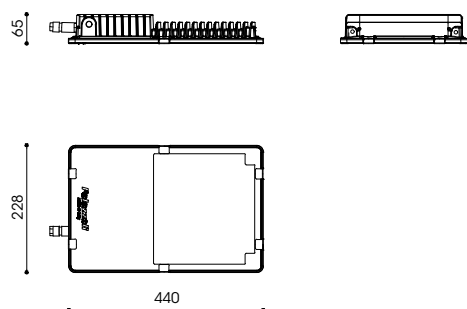
FIT 55 size S



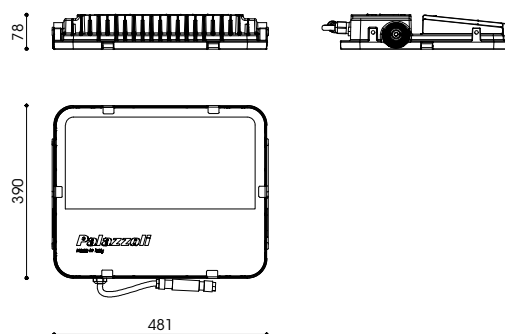
FIT 55 size M



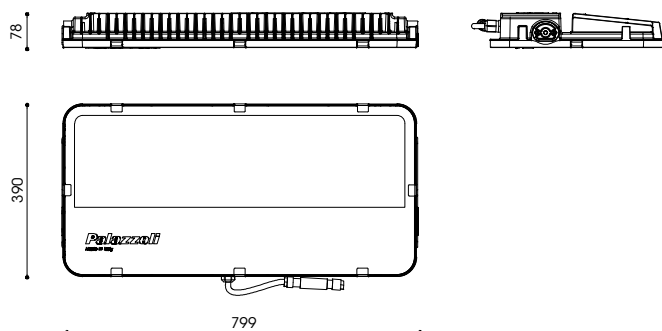
TIGUA-T54 size S



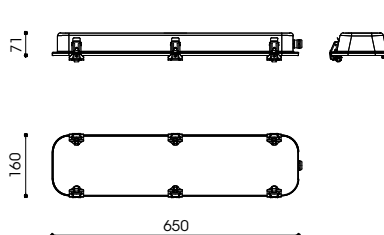
XTIGUA-T54 size M



XTIGUA-T54 size L



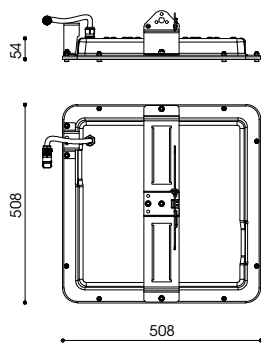
RINO-T54 size S



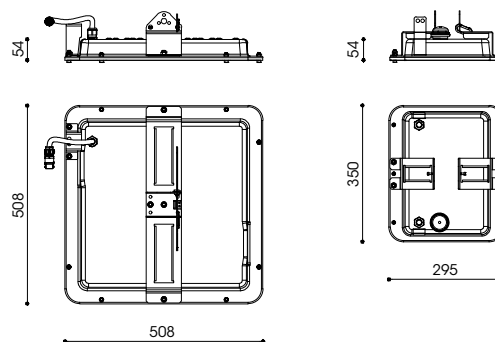


PUBLIC - TUNNEL - MARINE

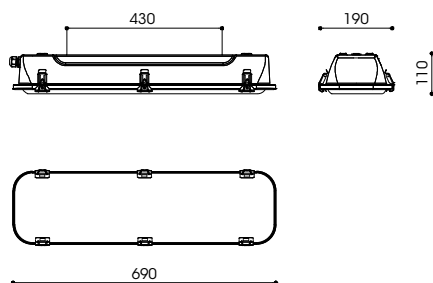
RINO-T54 size M



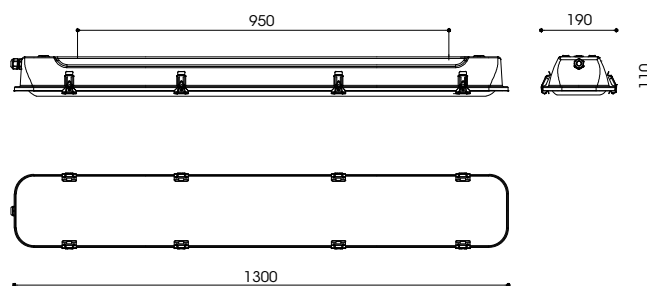
XRINO-T54 size L



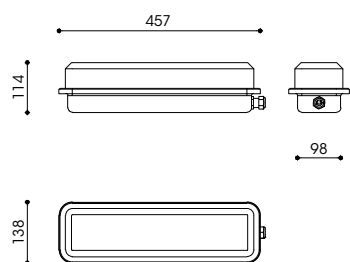
RINO-NAVE 690 mm



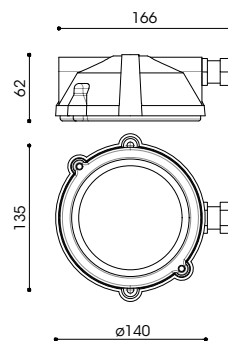
RINO-NAVE 1300 mm



RINO-NAVE LED 460 mm



RINO-NAVE LED WELL GLASS FIXTURE





| Palazzoli code | Marks | Pack Qty | Catalogue page | Palazzoli code | Marks | Pack Qty | Catalogue page | Palazzoli code | Marks | Pack Qty | Catalogue page | Palazzoli code | Marks | Pack Qty | Catalogue page | Palazzoli code | Marks | Pack Qty | Catalogue page |
|-----------------|-------|----------|----------------|-----------------|--------|----------|----------------|----------------|-------|----------|----------------|----------------|-------|----------|----------------|-----------------|-------------|----------|----------------|
| 1 | | | | 113094 | 1-4 | 20 | 209 | 151612 | 1-4 | 1 | 276 | 151940 | | 1 | 278 | 159035 | 4-1 | 1 | 174 |
| 101021 | 8-1-4 | 12 | 203 | 115628 | | 1 | 292 | 151613 | 1-4 | 1 | 276 | 151941 | | 1 | 278 | 159036 | 4-1 | 1 | 174 |
| 101022 | 1-4-8 | 10 | 203 | 150021EX | 6-10-8 | 1 | 252 | 151614 | 1-4 | 1 | 276 | 151942 | | 1 | 278 | 159037 | 1-4 | 1 | 174 |
| 101025 | 4-8-1 | 12 | 204 | 151011 | 4-1 | 1 | 270 | 151641 | 4-1-2 | 1 | 271 | 152130 | 1-4 | 1 | 189 | 159040 | 1-4 | 10 | 133-174 |
| 101031 | 1-8-4 | 10 | 203 | 151022 | 1-4 | 1 | 270 | 151642 | 1-4-2 | 1 | 271 | 152140 | 1-4 | 1 | 189 | 159042 | 1-4 | 5 | 133-174 |
| 101035 | 8-4-1 | 10 | 204 | 151034 | 1-4 | 1 | 270 | 151652 | 1-2-4 | 1 | 271 | 152160 | 1-4 | 1 | 189 | 159043 | 4-1 | 1 | 133-174 |
| 101041 | 1-8-4 | 12 | 203 | 151045 | 1-4 | 1 | 270 | 151664 | 4-2-1 | 1 | 271 | 152230 | 4-1 | 1 | 189 | 159044 | 1-4 | 1 | 174 |
| 101045 | 1-4-8 | 12 | 204 | 151241 | 4-1 | 1 | 271 | 151675 | 2-1-4 | 1 | 271 | 152240 | 4-1 | 1 | 189 | 159045 | 4-1 | 1 | 174 |
| 101061 | 1-4-8 | 12 | 203 | 151242 | 1-4 | 1 | 271 | 151685 | 4-2-1 | 1 | 271 | 152260 | 1-4 | 1 | 189 | 159046 | 4-1 | 1 | 174 |
| 101081 | 8-1-4 | 12 | 204 | 151252 | 1-4 | 1 | 271 | 151700 | | 1 | 169 | 152330 | 1-4 | 1 | 189 | 190124 | 1-4-8 | 1 | 80 |
| 101092 | 8-4-1 | 10 | 207 | 151264 | 1-4 | 1 | 271 | 151702 | | 1 | 169 | 152340 | 4-1 | 1 | 189 | 190126 | 4-1-8 | 1 | 80 |
| 101095 | 4-1 | 10 | 204 | 151275 | 1-4 | 1 | 271 | 151703 | | 1 | 169 | 152360 | 1-4 | 1 | 189 | 190136 | 1-8-4 | 1 | 80 |
| 101096 | 1-4 | 20 | 204 | 151285 | 1-4 | 1 | 271 | 151711 | | 1 | 169 | 152430 | 4-1 | 1 | 189 | 190146 | 8-4-1 | 1 | 80 |
| 101121 | 4-8-1 | 8 | 203 | 151301 | | 1 | 169 | 151712 | | 1 | 169 | 152440 | 1-4 | 1 | 189 | 190226 | 1-8-4 | 1 | 80 |
| 101151 | 1-4-8 | 10 | 203 | 151304 | | 1 | 169 | 151713 | | 1 | 169 | 152460 | 1-4 | 1 | 189 | 190236 | 8-1-4 | 1 | 80 |
| 101156 | 4-1-8 | 10 | 204 | 151311 | 1-4-2 | 1 | 270 | 151721 | | 1 | 169 | 152530 | 1-4 | 1 | 189 | 190246 | 1-8-4 | 1 | 80 |
| 101157 | 4-8-1 | 10 | 204 | 151322 | 4-1-2 | 1 | 270 | 151722 | | 1 | 169 | 152540 | 1-4 | 1 | 189 | 2 | | | |
| 101161 | 1-8-4 | 1 | 203 | 151334 | 1-4-2 | 1 | 270 | 151723 | | 1 | 169 | 152630 | 1-4 | 1 | 189 | 201151 | 2-4-1 | 1 | 208 |
| 101191 | 4-8-1 | 1 | 207 | 151345 | 4-2-1 | 1 | 270 | 151731 | | 1 | 273 | 152631 | 1-4 | 1 | 189 | 201152 | 2-4-1 | 1 | 208 |
| 101221 | 8-1-4 | 10 | 207 | 151351 | | 1 | 273 | 151733 | | 1 | 273 | 152640 | 1-4 | 1 | 189 | 201155 | 4-2-1 | 1 | 208 |
| 102025EX | | 1 | 249 | 151353 | | 1 | 273 | 151735 | | 1 | 273 | 152641 | 1-4 | 1 | 189 | 201156 | 1-2-4 | 1 | 208 |
| 102035EX | | 1 | 249 | 151355 | | 1 | 273 | 151751 | | 1 | 273 | 157001 | 4-2-1 | 1 | 269 | 201162 | 2-1-4 | 1 | 208 |
| 102045EX | | 1 | 249 | 151441 | 4-2-1 | 1 | 271 | 151753 | | 1 | 273 | 157011 | 2-4-1 | 1 | 269 | 201166 | 1-4-2 | 1 | 208 |
| 102156EX | | 1 | 249 | 151442 | 1-4-2 | 1 | 271 | 151755 | | 1 | 273 | 157012 | 2-1-4 | 1 | 269 | 202261 | 3-2-1-4-8 | 1 | 200 |
| 102157EX | | 1 | 249 | 151452 | 4-1-2 | 1 | 271 | 151791 | | 1 | 169 | 157050 | | 20 | 269 | 202262 | 1-3-4-2-8 | 10 | 200 |
| 102232EX | | 1 | 249 | 151464 | 1-4-2 | 1 | 271 | 151792 | | 1 | 169 | 157051 | | 20 | 269 | 202265 | 4-1-2-3-8 | 1 | 200 |
| 102242EX | | 1 | 249 | 151475 | 2-1-4 | 1 | 271 | 151831 | | 1 | 273 | 157060 | | 100 | 269 | 202266 | 3-4-2-8-1 | 1 | 200 |
| 102335EX | | 1 | 249 | 151485 | 1-2-4 | 1 | 271 | 151835 | | 1 | 273 | 157101 | 4-1-2 | 1 | 269 | 202271 | 4-1-3-2-8 | 10 | 200 |
| 102342EX | | 1 | 249 | 151531 | 1-4-2 | 1 | 277 | 151851 | | 1 | 273 | 157111 | 4-1-2 | 1 | 269 | 202271EX | 10-8-1 | 1 | 261 |
| 102345EX | | 1 | 249 | 151532 | 1-4-2 | 1 | 277 | 151855 | | 1 | 273 | 157112 | 2-4-1 | 1 | 269 | 202275 | 1-2-3-4-8 | 1 | 200 |
| 102365EX | | 1 | 249 | 151533 | 1-4-2 | 1 | 277 | 151880 | 1-4 | 1 | 278 | 158001 | 2-4-1 | 1 | 269 | 202275EX | 1-10-8 | 1 | 261 |
| 102443EX | | 1 | 249 | 151534 | 2-4-1 | 1 | 277 | 151881 | 1-4 | 1 | 278 | 158011 | 1-4-2 | 1 | 269 | 202276 | 1-4-3-2-8 | 10 | 200 |
| 102445EX | | 1 | 249 | 151535 | 1-2-4 | 1 | 277 | 151890 | 1-4 | 1 | 278 | 158012 | 4-1-2 | 1 | 269 | 202276EX | 1-10-8 | 1 | 261 |
| 102463EX | | 1 | 249 | 151541 | | 1 | 277 | 151891 | 1-4 | 1 | 278 | 158101 | 4-1-2 | 1 | 269 | 202282 | 4-2-1-8-3 | 10 | 200 |
| 102485EX | | 1 | 249 | 151542 | | 1 | 277 | 151900 | | 1 | 278 | 158111 | 1-2-4 | 1 | 269 | 202282EX | 10-8-1 | 1 | 261 |
| 112020 | 4-1 | 1 | 209 | 151543 | | 1 | 277 | 151901 | | 10 | 271 | 158112 | 1-2-4 | 1 | 269 | 202283 | 3-8-4-2-2-1 | 10 | 200 |
| 112030 | 1-4 | 10 | 209 | 151544 | | 1 | 277 | 151902 | | 10 | 271 | 158201 | 1-4 | 1 | 269 | 202291 | 4-1-2-8-3 | 1 | 205 |
| 112040 | 1-4 | 1 | 209 | 151553 | 4-1-2 | 1 | 278 | 151903 | | 10 | 271 | 158211 | 1-4 | 1 | 269 | 202292 | 4-1-2-3-8 | 1 | 205 |
| 112094 | 4-1 | 30 | 209 | 151564 | 4-2-1 | 1 | 278 | 151930 | | 1 | 278 | 159030 | 1-4 | 1 | 174 | 202293 | 8-2-1-4-3-2 | 1 | 205 |
| 113020 | 1-4 | 1 | 209 | 151575 | 2-1-4 | 1 | 278 | 151931 | | 1 | 278 | 159032 | 1-4 | 1 | 133-174 | 202295 | 8-4-2-3-1 | 1 | 205 |
| 113030 | 1-4 | 10 | 209 | 151585 | 1-4-2 | 1 | 278 | 151932 | | 1 | 278 | 159033 | 1-4 | 5 | 133-174 | 202296 | 8-3-2-4-1 | 1 | 205 |
| 113040 | 1-4 | 1 | 209 | 151611 | 4-1 | 1 | 276 | 151933 | | 1 | 278 | 159034 | 1-4 | 1 | 133-174 | 202299 | 1-8-4 | 1 | 206 |



| Palazzoli code | Marks | Pack Qty | Catalogue page | Palazzoli code | Marks | Pack Qty | Catalogue page | Palazzoli code | Marks | Pack Qty | Catalogue page | Palazzoli code | Marks | Pack Qty | Catalogue page | Palazzoli code | Marks | Pack Qty | Catalogue page |
|----------------|-----------|----------|----------------|----------------|-----------|----------|----------------|----------------|-----------|----------|----------------|----------------|-----------|----------|----------------|----------------|-----------|----------|----------------|
| 208103 | 4-1-8 | 1 | 178 | 210203 | 2-3-4-2-1 | 1 | 181 | 212631 | 4-1 | 1 | 181 | 216201 | 1-2-3-2-4 | 1 | 182 | 232627 | | 1 | 293 |
| 208104 | 1-8-4 | 1 | 178 | 210204 | 1-4-2-2-3 | 1 | 181 | 212632 | 1-4 | 1 | 181 | 216202 | 2-4-3-2-1 | 1 | 182 | 232628 | | 1 | 293 |
| 208162 | 2-1-2-4-8 | 1 | 178 | 210205 | 4-3-2-2-1 | 1 | 181 | 212633 | 1-4 | 1 | 181 | 216203 | 2-1-2-4-3 | 1 | 182 | 232637 | | 1 | 293 |
| 208163 | 2-8-2-4-1 | 1 | 178 | 210206 | 1-2-3-4-2 | 1 | 181 | 212634 | 1-4 | 1 | 181 | 216204 | 2-1-3-4-2 | 1 | 182 | 236121 | 3-1-2-2-4 | 1 | 181 |
| 208164 | 2-8-4-2-1 | 1 | 178 | 210251 | 4-2-2-1-3 | 1 | 181 | 214123 | 1-3-2-4-2 | 1 | 181 | 216251 | 2-2-1-3-4 | 1 | 182 | 236122 | 4-3-2-2-1 | 1 | 181 |
| 208253 | 1-2-4-2-8 | 1 | 178 | 210252 | 3-2-1-4-2 | 1 | 181 | 214124 | 2-1-4-3 | 1 | 181 | 216252 | 2-1-2-4-3 | 1 | 182 | 236123 | 2-4-2-1-3 | 1 | 181 |
| 208254 | 8-2-2-1-4 | 1 | 178 | 210253 | 2-4-1-2-3 | 1 | 181 | 214163 | 2-1-4-3-2 | 1 | 181 | 216253 | 2-1-3-2-4 | 1 | 182 | 236161 | 1-2-3-2-4 | 1 | 181 |
| 208322 | 1-4-2-8-2 | 1 | 178 | 210254 | 1-4-2-2-3 | 1 | 181 | 214164 | 4-1-3-2-2 | 1 | 181 | 216254 | 2-3-2-1-4 | 1 | 182 | 236162 | 2-4-2-1-3 | 1 | 181 |
| 208323 | 1-2-8-2-4 | 1 | 178 | 210255 | 2-1-4-3-2 | 1 | 181 | 214203 | 3-4-1-2-2 | 1 | 181 | 217321 | 4-1 | 1 | 182 | 236163 | 1-2-3-2-4 | 1 | 181 |
| 208324 | 2-4-1-2-8 | 1 | 178 | 210256 | 2-4-2-3-1 | 1 | 181 | 214204 | 1-2-2-4-3 | 1 | 181 | 217322 | 4-1 | 1 | 182 | 236201 | 1-2-3-4-2 | 1 | 181 |
| 208403 | 1-8-4 | 1 | 178 | 211121 | 1-4-2-2-3 | 1 | 181 | 214253 | 1-2-2-4-3 | 1 | 181 | 217323 | 1-4 | 1 | 182 | 236202 | 4-2-3-2-1 | 1 | 181 |
| 208404 | 1-4-8 | 1 | 178 | 211122 | 3-2-4-2-1 | 1 | 181 | 214254 | 3-1-2-2-4 | 1 | 181 | 217324 | 1-4 | 1 | 182 | 236203 | 2-3-4-2-1 | 1 | 181 |
| 208633 | 8-1-4 | 1 | 178 | 211123 | 2-2-1-3-4 | 1 | 181 | 214323 | 3-4-1 | 1 | 181 | 217401 | 1-4 | 1 | 182 | 236251 | 1-4-2-2-3 | 1 | 181 |
| 208634 | 4-1-8 | 1 | 178 | 211124 | 3-2-1-2-4 | 1 | 181 | 214324 | 4-3-1 | 1 | 181 | 217402 | 4-1 | 1 | 182 | 236252 | 2-2-3-4-1 | 1 | 181 |
| 209103 | 1-4 | 1 | 178 | 211125 | 2-3-1-2-4 | 1 | 181 | 214403 | 4-1-3 | 1 | 181 | 217403 | 1-4 | 1 | 182 | 236253 | 2-1-3-2-4 | 1 | 181 |
| 209104 | 4-1 | 1 | 178 | 211126 | 3-4-1-2-2 | 1 | 181 | 214404 | 4-1-3 | 1 | 181 | 217404 | 4-1 | 1 | 182 | 237121 | 4-1-3-2 | 1 | 181 |
| 209162 | 2-4-2-1 | 1 | 178 | 211161 | 1-2-3-2-4 | 1 | 181 | 214633 | 4-1 | 1 | 181 | 217631 | 1-4 | 1 | 182 | 237122 | 4-1-2-3-2 | 1 | 181 |
| 209163 | 4-2-2-1 | 1 | 178 | 211162 | 4-3-2-1 | 1 | 181 | 214634 | 4-3-1 | 1 | 181 | 217632 | 1-4 | 1 | 182 | 237123 | 1-2-2-4-3 | 1 | 181 |
| 209164 | 2-2-4-1 | 1 | 178 | 211163 | 2-4-3-1-2 | 1 | 181 | 215121 | 2-3-1-4-2 | 1 | 182 | 217633 | 4-1 | 1 | 182 | 237161 | 4-1-2-3-2 | 1 | 181 |
| 209253 | 2-2-1-4 | 1 | 178 | 211164 | 2-2-4-1-3 | 1 | 181 | 215122 | 3-2-4-2-1 | 1 | 182 | 217634 | 4-1 | 1 | 182 | 237162 | 4-1-2-2-3 | 1 | 181 |
| 209254 | 2-4-2-1 | 1 | 178 | 211165 | 1-3-2-2-4 | 1 | 181 | 215123 | 2-4-2-1-3 | 1 | 182 | 218123 | 3-2-2-1-4 | 1 | 182 | 237163 | 2-3-1-4-2 | 1 | 181 |
| 209322 | 2-1-4-2 | 1 | 178 | 211166 | 4-1-2-3-2 | 1 | 181 | 215124 | 2-2-1-3-4 | 1 | 182 | 218163 | 3-2-4-1-2 | 1 | 182 | 237201 | 4-2-1-2-3 | 1 | 181 |
| 209323 | 2-2-4-1 | 1 | 178 | 211201 | 2-4-3-2-1 | 1 | 181 | 215161 | 3-1-2-2-4 | 1 | 182 | 218203 | 2-1-3-2-4 | 1 | 182 | 237202 | 1-4-3-2 | 1 | 181 |
| 209324 | 2-1-2-4 | 1 | 178 | 211202 | 4-1-2-3-2 | 1 | 181 | 215162 | 2-2-1-4-3 | 1 | 182 | 218253 | 1-3-2-2-4 | 1 | 182 | 237203 | 2-2-4-3-1 | 1 | 181 |
| 209403 | 1-4 | 1 | 178 | 211203 | 3-2-1-2-4 | 1 | 181 | 215163 | 1-2-2-4-3 | 1 | 182 | 219123 | 3-1-2-2-4 | 1 | 182 | 237251 | 2-2-1-3-4 | 1 | 181 |
| 209404 | 4-1 | 1 | 178 | 211204 | 4-2-1-2-3 | 1 | 181 | 215164 | 2-1-3-4-2 | 1 | 182 | 219163 | 2-4-2-1-3 | 1 | 182 | 237252 | 3-4-2-2-1 | 1 | 181 |
| 209633 | 1-4 | 1 | 178 | 211205 | 2-2-3-4-1 | 1 | 181 | 215201 | 3-1-2-2-4 | 1 | 182 | 219203 | 2-4-1-3-2 | 1 | 182 | 237253 | 2-1-3-4-2 | 1 | 181 |
| 209634 | 4-1 | 1 | 178 | 211206 | 4-2-2-1-3 | 1 | 181 | 215202 | 1-3-4-2-2 | 1 | 182 | 219253 | 2-3-2-1-4 | 1 | 182 | 239611 | | 5 | 433 |
| 210121 | 2-2-1-4-3 | 1 | 181 | 211251 | 2-2-3-4-1 | 1 | 181 | 215203 | 4-1-2-2-3 | 1 | 182 | 220323 | 4-1-3 | 1 | 182 | 239612 | | 5 | 433 |
| 210122 | 3-4-2-2-1 | 1 | 181 | 211252 | 1-3-4-2-2 | 1 | 181 | 215204 | 2-4-2-3-1 | 1 | 182 | 220403 | 3-4-1 | 1 | 182 | 239613 | | 5 | 433 |
| 210123 | 1-3-2-4-2 | 1 | 181 | 211253 | 3-2-1-2-4 | 1 | 181 | 215251 | 3-4-2-2-1 | 1 | 182 | 220633 | 4-1-3 | 1 | 182 | 261021 | 1-2-4 | 1 | 209 |
| 210124 | 1-4-2-3-2 | 1 | 181 | 211254 | 2-4-2-1-3 | 1 | 181 | 215252 | 2-3-1-4-2 | 1 | 182 | 221123 | 1-2-3-2-4 | 1 | 182 | 261403 | 3-2-1-4-2 | 1 | 201 |
| 210125 | 3-4-1-2-2 | 1 | 181 | 211255 | 3-4-2-2-1 | 1 | 181 | 215253 | 3-2-2-1-4 | 1 | 182 | 221163 | 2-4-2-3-1 | 1 | 182 | 261413 | 2-2-1-3-4 | 1 | 201 |
| 210126 | 1-2-3-2-4 | 1 | 181 | 211256 | 3-2-1-4-2 | 1 | 181 | 215254 | 2-4-3-1-2 | 1 | 182 | 221203 | 4-2-1-2-3 | 1 | 182 | 261432 | 1-4 | 1 | 201 |
| 210161 | 2-3-1-4-2 | 1 | 181 | 212321 | 4-1 | 1 | 181 | 216121 | 3-2-2-1-4 | 1 | 182 | 221253 | 1-4-2-3-2 | 1 | 182 | 261432EX | 1-10-8 | 1 | 261 |
| 210162 | 1-2-3-2-4 | 1 | 181 | 212322 | 1-4 | 1 | 181 | 216122 | 2-1-3-2-4 | 1 | 182 | 222123 | 1-4-2-2-3 | 1 | 182 | 261433 | 2-2-3-1-4 | 1 | 201 |
| 210163 | 2-1-2-4-3 | 1 | 181 | 212323 | 1-4 | 1 | 181 | 216123 | 3-1-2-2-4 | 1 | 182 | 222163 | 2-3-4-2-1 | 1 | 182 | 261433EX | 1-10-8 | 1 | 261 |
| 210164 | 2-2-1-4-3 | 1 | 181 | 212324 | 1-4 | 1 | 181 | 216124 | 2-3-2-4-1 | 1 | 182 | 222203 | 3-2-1-4-2 | 1 | 182 | 261435 | 4-1-3-2-2 | 10 | 201 |
| 210165 | 2-1-4-2-3 | 1 | 181 | 212401 | 4-1 | 1 | 181 | 216161 | 1-3-2-2-4 | 1 | 182 | 222253 | 1-3-2-2-4 | 1 | 182 | 261435EX | 1-10-8 | 1 | 261 |
| 210166 | 2-1-2-3-4 | 1 | 181 | 212402 | 1-4 | 1 | 181 | 216162 | 4-3-1-2-2 | 1 | 182 | 223323 | 3-4-1 | 1 | 182 | 261445 | 4-1-2-2-3 | 1 | 201 |
| 210201 | 1-2-4-2-3 | 1 | 181 | 212403 | 4-1 | 1 | 181 | 216163 | 4-3-2-1-2 | 1 | 182 | 223403 | 3-4-1 | 1 | 182 | 261445EX | 1-10-8 | 1 | 261 |
| 210202 | 2-1-2-3-4 | 1 | 181 | 212404 | 1-4 | 1 | 181 | 216164 | 4-1-3-2-2 | 1 | 182 | 223633 | 4-1-3 | 1 | 182 | 261493 | 1-2-2-4 | 1 | 205 |

Certifications and marking of Palazzoli codes are in continuous development. Please visit the www.palazzoli.com website to view any updates.



| Palazzoli code | Marks | Pack Qty | Catalogue page | Palazzoli code | Marks | Pack Qty | Catalogue page | Palazzoli code | Marks | Pack Qty | Catalogue page | Palazzoli code | Marks | Pack Qty | Catalogue page | Palazzoli code | Marks | Pack Qty | Catalogue page |
|----------------|-----------|----------|----------------|----------------|-------|----------|-----------------|----------------|-------|----------|----------------|----------------|-------|----------|----------------|----------------|-------|----------|----------------|
| 261495 | 2-1-4-3 | 1 | 205 | 270243 | | 1 | 183 | 271225 | | 1 | 183 | 274463 | 8-4-1 | 1 | 135 | 276705 | 4-1 | 1 | 191 |
| 261496 | 3-4-1-2-2 | 1 | 205 | 270247 | 1-4 | 1 | 183 | 271350 | | 1 | 183 | 274500 | | 1 | 183 | 276706 | 1-4 | 1 | 191 |
| 265103 | 1-4 | 1 | 179 | 270248 | 4-1 | 1 | 183 | 271500 | | 1 | 183 | 274657 | 1-4 | 1 | 429 | 276707 | 1-4 | 1 | 191 |
| 265104 | 4-1 | 1 | 179 | 270252EX | | 1 | 260 | 272141 | 1-4 | 1 | 186 | 274658 | | 1 | 429 | 276712 | 1-4 | 5 | 192 |
| 265162 | 2-1-2-4 | 1 | 179 | 270253EX | | 1 | 260 | 272142 | 4-1 | 1 | 186 | 274659 | | 1 | 429 | 276713 | 4-1 | 1 | 192 |
| 265163 | 4-2-2-1 | 1 | 179 | 270254EX | | 1 | 260 | 272143 | 4-1 | 1 | 186 | 274772 | 1-4 | 1 | 431 | 276801 | 1-4 | 1 | 191 |
| 265164 | 2-4-1-2 | 1 | 179 | 270323EX | | 1 | 260 | 272144 | 1-4 | 1 | 186 | 274828 | 1-4 | 1 | 429 | 276802 | 4-1 | 1 | 191 |
| 265253 | 4-1-2-2 | 1 | 179 | 270324EX | | 1 | 260 | 272146 | 4-1 | 1 | 187 | 274854 | 4-1 | 1 | 429 | 276803 | 4-1 | 1 | 191 |
| 265254 | 2-1-4-2 | 1 | 179 | 270326 | | 1 | 114-123-179-187 | 272147 | 1-4 | 1 | 187 | 274857 | 4-1 | 1 | 429 | 276805 | 1-4 | 1 | 191 |
| 265322 | 2-4-1-2 | 1 | 179 | 270327 | | 1 | 114-123-179-187 | 272148 | 1-4 | 1 | 187 | 274948 | 4-1 | 1 | 429 | 276806 | 4-1 | 1 | 191 |
| 265323 | 1-2-2-4 | 1 | 179 | 270330 | | 1 | 114-123-179-187 | 272152 | 4-1 | 1 | 187 | 275112 | 4-1 | 10 | 194 | 276807 | 1-4 | 1 | 191 |
| 265324 | 4-2-2-1 | 1 | 179 | 270331 | | 1 | 114-123-179-187 | 272232 | 1-4 | 1 | 186 | 275113 | 4-1 | 10 | 194 | 276812 | 4-1 | 1 | 192 |
| 265403 | 1-4 | 1 | 179 | 270332 | | 1 | 114-123-179-187 | 272233 | 4-1 | 1 | 186 | 275116 | 4-1 | 1 | 194 | 276813 | 4-1 | 1 | 192 |
| 265404 | 1-4 | 1 | 179 | 270335 | | 1 | 429 | 272242 | 4-1 | 1 | 186 | 275117 | 1-4 | 1 | 194 | 276910 | | 1 | 193 |
| 265632 | 4-1 | 1 | 179 | 270350 | | 1 | 179 | 272243 | 4-1 | 1 | 186 | 275212 | 4-1 | 10 | 194 | 276911 | | 1 | 193 |
| 265633 | 4-1 | 1 | 179 | 270403EX | | 1 | 260 | 272244 | 1-4 | 1 | 186 | 275213 | 4-1 | 10 | 194 | 276912 | | 1 | 193 |
| 265634 | 1-4 | 1 | 179 | 270404EX | | 1 | 260 | 272246 | 1-4 | 1 | 187 | 275216 | 1-4 | 1 | 194 | 276913 | | 1 | 193 |
| 267103 | 4-1 | 1 | 179 | 270500 | | 1 | 179 | 272247 | 4-1 | 1 | 187 | 275217 | 1-4 | 1 | 194 | 276930 | | 1 | 193 |
| 267104 | 1-4 | 1 | 179 | 270512 | 4-1 | 1 | 194 | 272252 | 4-1 | 1 | 187 | 275312 | 1-4 | 5 | 194 | 276931 | | 1 | 193 |
| 267162 | 2-2-4-1 | 1 | 179 | 270513 | 4-1 | 1 | 194 | 272302 | 4-1 | 1 | 186 | 275313 | 4-1 | 5 | 194 | 276932 | | 1 | 193 |
| 267163 | 4-2-1-2 | 1 | 179 | 270517 | 4-1 | 1 | 194 | 272303 | 4-1 | 1 | 186 | 275316 | 4-1 | 1 | 194 | 280612 | 1-4 | 1 | 194 |
| 267164 | 2-1-2-4 | 1 | 179 | 270528 | | 1 | 195 | 272304 | 1-4 | 1 | 186 | 275317 | 4-1 | 1 | 194 | 280613 | 1-4 | 1 | 194 |
| 267253 | 2-4-1-2 | 1 | 179 | 270538 | | 1 | 195 | 272306 | 4-1 | 1 | 187 | 276503 | 4-1 | 1 | 191 | 280617 | 4-1 | 1 | 194 |
| 267254 | 4-1-2-2 | 1 | 179 | 270628 | | 2 | 195 | 272307 | 1-4 | 1 | 187 | 276507 | 1-4 | 1 | 191 | 280712 | 1-4 | 1 | 194 |
| 267322 | 2-4-1-2 | 1 | 179 | 270633EX | | 1 | 260 | 272312 | 1-4 | 1 | 187 | 276513 | 1-4 | 1 | 192 | 280713 | 4-1 | 1 | 194 |
| 267323 | 4-1-2-2 | 1 | 179 | 270634EX | | 1 | 260 | 272502 | 1-4 | 1 | 186 | 276600 | 1-4 | 1 | 191 | 282402 | 1-4 | 1 | 186 |
| 267324 | 4-1-2-2 | 1 | 179 | 270638 | | 1 | 195 | 272503 | 1-4 | 1 | 186 | 276601 | 4-1 | 5 | 191 | 282403 | 4-1 | 1 | 186 |
| 267403 | 4-1 | 1 | 179 | 270728 | | 1 | 195 | 272507 | 1-4 | 1 | 187 | 276602 | 1-4 | 5 | 191 | 282404 | 1-4 | 1 | 186 |
| 267404 | 4-1 | 1 | 179 | 270900 | | 10 | 179-195 | 272542 | 4-1 | 1 | 186 | 276603 | 4-1 | 5 | 191 | 282406 | 4-1 | 1 | 187 |
| 267632 | 4-1 | 1 | 179 | 270901 | | 1 | 433 | 272543 | 4-1 | 1 | 186 | 276604 | 1-4 | 1 | 191 | 282407 | 4-1 | 1 | 187 |
| 267633 | 1-4 | 1 | 179 | 270902 | | 1 | 428 | 272552 | 1-4 | 1 | 186 | 276605 | 1-4 | 1 | 191 | 282412 | 4-1 | 1 | 187 |
| 267634 | 4-1 | 1 | 179 | 270903 | | 1 | 428 | 272553 | 4-1 | 1 | 186 | 276606 | 4-1 | 5 | 191 | 282602 | 4-1 | 1 | 186 |
| 270103EX | | 1 | 260 | 270909 | | 1 | 179 | 272632 | 4-1 | 1 | 186 | 276607 | 1-4 | 1 | 191 | 282603 | 1-4 | 1 | 186 |
| 270104EX | | 1 | 260 | 270911 | | 1 | 433 | 272633 | 1-4 | 1 | 186 | 276608 | 1-4 | 1 | 192 | 282607 | 4-1 | 1 | 187 |
| 270162EX | | 1 | 260 | 270912 | | 1 | 428 | 274225 | | 1 | 183 | 276609 | 1-4 | 1 | 192 | 282703 | 1-4 | 1 | 186 |
| 270163EX | | 1 | 260 | 270913 | | 1 | 428 | 274350 | | 1 | 183 | 276610 | 4-1 | 1 | 192 | 282803 | 1-4 | 1 | 186 |
| 270164EX | | 1 | 260 | 270914 | | 1 | 428 | 274401 | | 1 | 134 | 276611 | 4-1 | 1 | 192 | 285412 | 4-1 | 5 | 194 |
| 270225 | | 1 | 179 | 270916 | | 1 | 428 | 274402 | | 1 | 134 | 276612 | 4-1 | 5 | 192 | 285413 | 4-1 | 5 | 194 |
| 270236 | | 1 | 183 | 270921 | | 1 | 433 | 274412 | 4-1-8 | 1 | 135 | 276613 | 1-4 | 1 | 192 | 285416 | 4-1 | 1 | 194 |
| 270237 | | 1 | 183 | 270941 | | 1 | 433 | 274416 | 8-4-1 | 1 | 135 | 276701 | 4-1 | 1 | 191 | 285417 | 4-1 | 1 | 194 |
| 270239 | | 1 | 183 | 270951 | | 1 | 433 | 274425 | 8-4-1 | 1 | 135 | 276702 | 1-4 | 5 | 191 | 286603 | 4-1 | 1 | 191 |
| 270240 | | 1 | 183 | 270961 | | 1 | 433 | 274440 | 4-8-1 | 1 | 135 | 276703 | 1-4 | 5 | 191 | 286607 | 4-1 | 1 | 191 |



| Palazzoli code | Marks | Pack Qty | Catalogue page | Palazzoli code | Marks | Pack Qty | Catalogue page | Palazzoli code | Marks | Pack Qty | Catalogue page | Palazzoli code | Marks | Pack Qty | Catalogue page | Palazzoli code | Marks | Pack Qty | Catalogue page |
|----------------|-------|----------|----------------|----------------|-------|----------|----------------|----------------|-------|----------|----------------|----------------|-----------|----------|----------------|----------------|-------|----------|----------------|
| 286703 | 4-1 | 1 | 191 | 292156 | | 1 | 193 | 295128 | | 10 | 196 | 349122 | 4-1 | 25 | 430 | 401030 | 1 | 1 | 209 |
| 286732 | 1-4 | 1 | 191 | 292202 | 1-4 | 1 | 184 | 295137 | | 1 | 195 | 349123 | 1-4 | 25 | 430 | 401031 | 1 | 1 | 209 |
| 286762 | 4-1 | 1 | 191 | 292203 | 1-4 | 1 | 184 | 295138 | | 1 | 196 | 349217 | 1-4 | 25 | 430 | 403126 | 4-1 | 1 | 121 |
| 286782 | 4-1 | 1 | 191 | 292232 | 1-4 | 1 | 184 | 295147 | | 5 | 196 | 349326 | 1-4 | 25 | 430 | 403136 | 4-1 | 1 | 121 |
| 286902 | 1-4 | 1 | 191 | 292233 | 4-1 | 1 | 184 | 295157 | | 5 | 195 | 349333 | 4-1 | 5 | 430 | 403146 | 1-4 | 1 | 121 |
| 286903 | 1-4 | 5 | 191 | 292302 | 1-4 | 1 | 184 | 295167 | | 1 | 196 | 381123 | 1-3-2-4-2 | 1 | 182 | 403226 | 1-4 | 1 | 121 |
| 286906 | 1-4 | 1 | 191 | 292303 | 4-1 | 1 | 184 | 295177 | | 1 | 195 | 381163 | 2-2-4-1-3 | 1 | 182 | 403236 | 4-1 | 1 | 121 |
| 286907 | 4-1 | 1 | 191 | 292305 | | 1 | 193 | 295308 | | 5 | 196 | 381203 | 2-2-4-1-3 | 1 | 182 | 403246 | 1-4 | 1 | 121 |
| 286912 | 4-1 | 1 | 192 | 292316 | | 1 | 193 | 295318 | | 1 | 196 | 381253 | 3-2-1-2-4 | 1 | 182 | 403326 | 1-4 | 1 | 121 |
| 286913 | 4-1 | 1 | 192 | 292325 | | 1 | 193 | 295328 | | 5 | 196 | 382123 | 2-1-2-3-4 | 1 | 182 | 403336 | 1-4 | 1 | 121 |
| 290103EX | | 1 | 259 | 292336 | | 1 | 193 | 295338 | | 1 | 196 | 382163 | 2-2-4-3-1 | 1 | 182 | 403346 | 1-4 | 1 | 121 |
| 290104EX | | 1 | 259 | 292356 | | 1 | 193 | 3 | | | 382203 | 2-2-1-4-3 | 1 | 182 | 406126 | 4-1 | 1 | 121 | |
| 290162EX | | 1 | 259 | 292412 | 1-4 | 1 | 184 | 302044 | 4-8-1 | 1 | 203 | 382253 | 3-2-1-4-2 | 1 | 182 | 406136 | 4-1 | 1 | 121 |
| 290163 | 1-4 | 1 | 185 | 292413 | 1-4 | 1 | 184 | 302054 | 1-4-8 | 1 | 203 | 4 | | | 406146 | 4-1 | 1 | 121 | |
| 290163EX | | 1 | 259 | 292503 | 4-1 | 1 | 185 | 302091 | 1-4 | 10 | 203 | 400124 | 1-4 | 1 | 120 | 406226 | 1-4 | 1 | 121 |
| 290164 | 4-1 | 1 | 185 | 292508 | | 1 | 196 | 302092 | 1-4 | 10 | 203 | 400126 | 1-4 | 1 | 120 | 406233 | 1-4 | 1 | 121 |
| 290164EX | | 1 | 259 | 292512 | 4-1 | 1 | 185 | 302093 | 4-1 | 10 | 203 | 400129 | 1-4 | 1 | 120 | 406236 | 4-1 | 1 | 121 |
| 290252EX | | 1 | 259 | 292518 | | 1 | 196 | 302095 | 1-4 | 10 | 203 | 400134 | 4-1 | 1 | 120 | 406246 | 4-1 | 1 | 121 |
| 290253EX | | 1 | 259 | 292528 | | 2 | 196 | 302097 | 4-1 | 10 | 203 | 400136 | 4-1 | 1 | 120 | 406326 | 4-1 | 1 | 121 |
| 290254EX | | 1 | 259 | 292538 | | 1 | 196 | 302144 | 8-4-1 | 1 | 203 | 400139 | 4-1 | 1 | 120 | 406336 | 4-1 | 1 | 121 |
| 290323 | 4-1 | 1 | 185 | 292542 | 4-1 | 1 | 185 | 302154 | 8-1-4 | 1 | 203 | 400144 | 4-1 | 1 | 120 | 406346 | 4-1 | 1 | 121 |
| 290323EX | | 1 | 259 | 292543 | 1-4 | 1 | 185 | 302192 | 1-4 | 10 | 203 | 400146 | 4-1 | 1 | 120 | 407030 | 1 | 1 | 209 |
| 290324 | 1-4 | 1 | 185 | 292552 | 1-4 | 1 | 185 | 302193 | 4-1 | 30 | 203 | 400149 | 1-4 | 1 | 120 | 407031 | 1 | 1 | 209 |
| 290324EX | | 1 | 259 | 292553 | 4-1 | 1 | 185 | 302195 | 1-4 | 30 | 203 | 400224 | 1-4 | 1 | 120 | 408126 | 1-4 | 1 | 120 |
| 290403EX | | 1 | 259 | 292621 | 1-4 | 1 | 185 | 302197 | 4-1 | 30 | 203 | 400226 | 1-4 | 1 | 120 | 408136 | 1-4 | 1 | 120 |
| 290404EX | | 1 | 259 | 292623 | 1-4 | 1 | 185 | 339039 | 1-4 | 3 | 430 | 400229 | 1-4 | 1 | 120 | 408146 | 1-4 | 1 | 120 |
| 290522 | 1-4 | 1 | 185 | 292632 | 4-1 | 1 | 185 | 339041 | 1-4 | 3 | 430 | 400233 | 1-4 | 1 | 120 | 408226 | 1-4 | 1 | 120 |
| 290523 | 1-4 | 1 | 185 | 292633 | 1-4 | 1 | 185 | 339147 | 4-1 | 3 | 430 | 400234 | 1-4 | 1 | 120 | 408233 | 1-4 | 1 | 120 |
| 290633EX | | 1 | 259 | 292703 | 1-4 | 1 | 185 | 339150 | 1-4 | 3 | 430 | 400236 | 1-4 | 1 | 120 | 408236 | 4-1 | 1 | 120 |
| 290634EX | | 1 | 259 | 292708 | | 1 | 196 | 339259 | 1-4 | 3 | 430 | 400239 | 1-4 | 1 | 120 | 408246 | 1-4 | 1 | 120 |
| 290642 | 4-1 | 1 | 185 | 292728 | | 1 | 196 | 339367 | 1-4 | 1 | 430 | 400244 | 1-4 | 1 | 120 | 408326 | 4-1 | 1 | 120 |
| 290643 | 1-4 | 1 | 185 | 292733 | 1-4 | 1 | 185 | 339988 | | 1 | 430 | 400246 | 4-1 | 1 | 120 | 408336 | 1-4 | 1 | 120 |
| 290762 | 4-1 | 1 | 185 | 293053 | 1-4 | 1 | 185 | 339998 | | 10 | 430 | 400249 | 1-4 | 1 | 120 | 408346 | 1-4 | 1 | 120 |
| 290763 | 1-4 | 1 | 185 | 293063 | 4-1 | 1 | 185 | 347001 | 4-1 | 10 | 430 | 400324 | 4-1 | 1 | 120 | 409873 | 4-1 | 1 | 121 |
| 292101 | 4-1 | 1 | 184 | 293123 | 4-1 | 1 | 185 | 347003 | 4-1 | 50 | 430 | 400326 | 4-1 | 1 | 120 | 410124 | 1-4-8 | 1 | 99 |
| 292102 | 1-4 | 1 | 184 | 293163 | 1-4 | 1 | 185 | 347005 | 4-1 | 50 | 430 | 400329 | 1-4 | 1 | 120 | 410126 | 1-4-8 | 1 | 99 |
| 292103 | 1-4 | 1 | 184 | 293263 | 1-4 | 1 | 185 | 348117 | 4-1 | 25 | 430 | 400334 | 1-4 | 1 | 120 | 410129 | 4-8-1 | 1 | 99 |
| 292105 | | 10 | 193 | 295107 | | 10 | 196 | 348122 | 4-1 | 25 | 430 | 400336 | 4-1 | 1 | 120 | 410134 | 8-1-4 | 1 | 99 |
| 292116 | | 1 | 193 | 295108 | | 10 | 196 | 348123 | 1-4 | 25 | 430 | 400339 | 4-1 | 1 | 120 | 410136 | 1-4-8 | 1 | 99 |
| 292125 | | 10 | 193 | 295117 | | 1 | 195 | 348326 | 4-1 | 25 | 430 | 400344 | 1-4 | 1 | 120 | 410137 | 8-1-4 | 1 | 99 |
| 292136 | | 1 | 193 | 295118 | | 1 | 196 | 348333 | 1-4 | 5 | 430 | 400346 | 4-1 | 1 | 120 | 410139 | 1-8-4 | 1 | 99 |
| 292146 | | 1 | 193 | 295127 | | 1 | 196 | 349117 | 1-4 | 25 | 430 | 400349 | 1-4 | 1 | 120 | 410144 | 8-4-1 | 1 | 99 |

Certifications and marking of Palazzoli codes are in continuous development. Please visit the www.palazzoli.com website to view any updates.



| Palazzoli code | Marks | Pack Qty | Catalogue page | Palazzoli code | Marks | Pack Qty | Catalogue page | Palazzoli code | Marks | Pack Qty | Catalogue page | Palazzoli code | Marks | Pack Qty | Catalogue page | Palazzoli code | Marks | Pack Qty | Catalogue page |
|----------------|-------|----------|----------------|----------------|-------|----------|----------------|----------------|-------|----------|----------------|----------------|-------|----------|----------------|----------------|-------|----------|----------------|
| 410146 | 1-8-4 | 1 | 99 | 412246 | 1-8-4 | 1 | 99 | 416446 | 4-8-1 | 1 | 99 | 419144 | 1-4-8 | 1 | 100 | 419334 | 1-8-4 | 1 | 100 |
| 410147 | 4-8-1 | 1 | 99 | 412326 | 4-1 | 1 | 99 | 419000 | 1 | 1 | 101-123 | 419145 | 4-8-1 | 1 | 100 | 419335 | 4-1-8 | 1 | 100 |
| 410149 | 8-1-4 | 1 | 99 | 412336 | 4-1-8 | 1 | 99 | 419001 | | 5 | 65-101 | 419146 | 4-1-8 | 1 | 100 | 419336 | 1-4-8 | 1 | 100 |
| 410224 | 8-4-1 | 1 | 99 | 412346 | 1-4-8 | 1 | 99 | 419002 | | 5 | 65-101 | 419147 | 8-1-4 | 1 | 100 | 419337 | 4-8-1 | 1 | 100 |
| 410226 | 8-4-1 | 1 | 99 | 412436 | 8-4-1 | 1 | 99 | 419003 | | 5 | 65-101 | 419149 | 4-8-1 | 1 | 100 | 419338 | 4-1 | 1 | 100 |
| 410229 | 8-4-1 | 1 | 99 | 412446 | 4-8-1 | 1 | 99 | 419004 | | 5 | 65-101 | 419220 | 4-1 | 1 | 100 | 419339 | 8-4-1 | 1 | 100 |
| 410233 | 1-8-4 | 1 | 99 | 413124 | 4-8-1 | 1 | 99 | 419005 | | 5 | 65-101 | 419222 | 4-1 | 1 | 100 | 419340 | 1-4 | 1 | 100 |
| 410234 | 1-8-4 | 1 | 99 | 413126 | 8-4-1 | 1 | 99 | 419006 | | 5 | 65-101 | 419224 | 8-1-4 | 1 | 100 | 419341 | 1-4-8 | 1 | 100 |
| 410236 | 1-4-8 | 1 | 99 | 413136 | 1-4-8 | 1 | 99 | 419010 | | 1 | 99 | 419226 | 4-8-1 | 1 | 100 | 419342 | 1-4 | 1 | 100 |
| 410237 | 8-1-4 | 1 | 99 | 413146 | 4-1-8 | 1 | 99 | 419021 | | 5 | 65-101 | 419227 | 4-8-1 | 1 | 100 | 419343 | 8-4-1 | 1 | 100 |
| 410239 | 8-4-1 | 1 | 99 | 413224 | 8-1-4 | 1 | 99 | 419022 | | 5 | 65-101 | 419228 | 4-1 | 1 | 100 | 419344 | 4-8-1 | 1 | 100 |
| 410244 | 1-8-4 | 1 | 99 | 413226 | 8-1-4 | 1 | 99 | 419023 | | 5 | 65-101 | 419229 | 1-8-4 | 1 | 100 | 419345 | 4-8-1 | 1 | 100 |
| 410246 | 4-8-1 | 1 | 99 | 413236 | 8-1-4 | 1 | 99 | 419024 | | 5 | 65-101 | 419230 | 1-4 | 1 | 100 | 419346 | 4-8-1 | 1 | 100 |
| 410247 | 4-1-8 | 1 | 99 | 413246 | 8-1-4 | 1 | 99 | 419025 | | 5 | 65-101 | 419231 | 8-1-4 | 1 | 100 | 419347 | 4-8-1 | 1 | 100 |
| 410249 | 8-1-4 | 1 | 99 | 413326 | 4-1 | 1 | 99 | 419026 | | 5 | 65-101 | 419232 | 1-4 | 1 | 100 | 419349 | 8-1-4 | 1 | 100 |
| 410324 | 1-4-8 | 1 | 99 | 413336 | 8-4-1 | 1 | 99 | 419031 | | 5 | 65-101 | 419233 | 8-1-4 | 1 | 100 | 419420 | 4-1 | 1 | 100 |
| 410326 | 1-8-4 | 1 | 99 | 413346 | 8-1-4 | 1 | 99 | 419032 | | 5 | 65-101 | 419234 | 1-4-8 | 1 | 100 | 419422 | 1-4 | 1 | 100 |
| 410329 | 8-4-1 | 1 | 99 | 413436 | 8-4-1 | 1 | 99 | 419033 | | 5 | 65-101 | 419235 | 1-8-4 | 1 | 100 | 419424 | 1-4-8 | 1 | 100 |
| 410334 | 8-1-4 | 1 | 99 | 413446 | 1-8-4 | 1 | 99 | 419034 | | 5 | 65-101 | 419236 | 1-8-4 | 1 | 100 | 419426 | 1-4-8 | 1 | 100 |
| 410336 | 8-4-1 | 1 | 99 | 415000 | | 100 | 123 | 419035 | | 5 | 65-101 | 419237 | 1-8-4 | 1 | 100 | 419427 | 4-1-8 | 1 | 100 |
| 410337 | 1-8-4 | 1 | 99 | 415001 | 1-4 | 1 | 122 | 419036 | | 5 | 65-101 | 419238 | 4-1 | 1 | 100 | 419428 | 1-4 | 1 | 100 |
| 410339 | 4-8-1 | 1 | 99 | 415002 | 4-1 | 1 | 122 | 419120 | 1-4 | 1 | 100 | 419239 | 8-4-1 | 1 | 100 | 419429 | 4-8-1 | 1 | 100 |
| 410344 | 8-1-4 | 1 | 99 | 415101 | 4-1 | 1 | 122 | 419122 | 1-4 | 1 | 100 | 419240 | 1-4 | 1 | 100 | 419430 | 1-4 | 1 | 100 |
| 410346 | 8-4-1 | 1 | 99 | 415102 | 1-4 | 1 | 122 | 419124 | 1-4-8 | 1 | 100 | 419241 | 4-1-8 | 1 | 100 | 419431 | 1-8-4 | 1 | 100 |
| 410347 | 1-8-4 | 1 | 99 | 415801 | | 1 | 122 | 419126 | 1-8-4 | 1 | 100 | 419242 | 1-4 | 1 | 100 | 419432 | 1-4 | 1 | 100 |
| 410349 | 1-8-4 | 1 | 99 | 415802 | | 1 | 122 | 419127 | 8-1-4 | 1 | 100 | 419243 | 8-1-4 | 1 | 100 | 419433 | 1-8-4 | 1 | 100 |
| 410434 | 1-8-4 | 1 | 99 | 415901 | | 1 | 122 | 419128 | 4-1 | 1 | 100 | 419244 | 1-8-4 | 1 | 100 | 419434 | 4-8-1 | 1 | 100 |
| 410436 | 1-8-4 | 1 | 99 | 415902 | | 1 | 122 | 419129 | 8-4-1 | 1 | 100 | 419245 | 8-4-1 | 1 | 100 | 419435 | 4-8-1 | 1 | 100 |
| 410437 | 8-4-1 | 1 | 99 | 415903 | | 1 | 122 | 419130 | 4-1 | 1 | 100 | 419246 | 8-1-4 | 1 | 100 | 419436 | 8-1-4 | 1 | 100 |
| 410439 | 1-4-8 | 1 | 99 | 415904 | | 1 | 122 | 419131 | 1-4-8 | 1 | 100 | 419247 | 4-1-8 | 1 | 100 | 419437 | 8-1-4 | 1 | 100 |
| 410444 | 4-8-1 | 1 | 99 | 416124 | 1-4-8 | 1 | 99 | 419132 | 1-4 | 1 | 100 | 419249 | 1-4-8 | 1 | 100 | 419438 | 1-4 | 1 | 100 |
| 410446 | 8-4-1 | 1 | 99 | 416126 | 1-8-4 | 1 | 99 | 419133 | 8-1-4 | 1 | 100 | 419320 | 1-4 | 1 | 100 | 419439 | 1-8-4 | 1 | 100 |
| 410447 | 4-8-1 | 1 | 99 | 416136 | 1-8-4 | 1 | 99 | 419134 | 4-8-1 | 1 | 100 | 419322 | 4-1 | 1 | 100 | 419440 | 1-4 | 1 | 100 |
| 410449 | 4-8-1 | 1 | 99 | 416146 | 1-8-4 | 1 | 99 | 419135 | 8-1-4 | 1 | 100 | 419324 | 1-8-4 | 1 | 100 | 419441 | 8-1-4 | 1 | 100 |
| 412124 | 8-1-4 | 1 | 99 | 416224 | 4-8-1 | 1 | 99 | 419136 | 4-1-8 | 1 | 100 | 419326 | 4-8-1 | 1 | 100 | 419442 | 1-4 | 1 | 100 |
| 412126 | 4-8-1 | 1 | 99 | 416226 | 1-8-4 | 1 | 99 | 419137 | 8-1-4 | 1 | 100 | 419327 | 4-8-1 | 1 | 100 | 419443 | 1-4-8 | 1 | 100 |
| 412136 | 8-1-4 | 1 | 99 | 416236 | 4-8-1 | 1 | 99 | 419138 | 4-1 | 1 | 100 | 419328 | 4-1 | 1 | 100 | 419444 | 1-8-4 | 1 | 100 |
| 412146 | 4-1-8 | 1 | 99 | 416246 | 8-1-4 | 1 | 99 | 419139 | 8-1-4 | 1 | 100 | 419329 | 8-1-4 | 1 | 100 | 419445 | 8-4-1 | 1 | 100 |
| 412224 | 1-4-8 | 1 | 99 | 416326 | 4-1 | 1 | 99 | 419140 | 4-1 | 1 | 100 | 419330 | 4-1 | 1 | 100 | 419446 | 1-8-4 | 1 | 100 |
| 412226 | 1-4-8 | 1 | 99 | 416336 | 8-1-4 | 1 | 99 | 419141 | 1-4-8 | 1 | 100 | 419331 | 4-8-1 | 1 | 100 | 419447 | 1-8-4 | 1 | 100 |
| 412233 | 1-4 | 1 | 99-290 | 416346 | 4-1-8 | 1 | 99 | 419142 | 1-4 | 1 | 100 | 419332 | 4-1 | 1 | 100 | 419449 | 4-1-8 | 1 | 100 |
| 412236 | 1-4-8 | 1 | 99 | 416436 | 8-1-4 | 1 | 99 | 419143 | 1-8-4 | 1 | 100 | 419333 | 1-8-4 | 1 | 100 | 421029 | 1-4-8 | 1 | 139 |



| Palazzoli code | Marks | Pack Qty | Catalogue page | Palazzoli code | Marks | Pack Qty | Catalogue page | Palazzoli code | Marks | Pack Qty | Catalogue page | Palazzoli code | Marks | Pack Qty | Catalogue page | Palazzoli code | Marks | Pack Qty | Catalogue page |
|----------------|-----------|----------|----------------|----------------|--------|----------|----------------|----------------|--------|----------|----------------|----------------|--------|----------|----------------|----------------|---------|----------|----------------|
| 421909 | | 1 | 431 | 460247 | 1-8-4 | 1 | 131 | 461229EX | | 1 | 245 | 462249EX | | 1 | 245 | 469236 | 4-8-1 | 1 | 109 |
| 422039 | 8-1-4 | 1 | 139 | 460249 | 8-4-1 | 1 | 131 | 461234EX | | 1 | 245 | 462324EX | | 1 | 245 | 469873 | 4-1 | 1 | 110 |
| 427019 | 8-1-4 | 1 | 139 | 460324 | 1-4 | 1 | 131 | 461236EX | | 1 | 245 | 462326EX | | 1 | 245 | 470126 | 8-4-1 | 1 | 109 |
| 427909 | | 1 | 431 | 460326 | 4-1 | 1 | 131 | 461237EX | | 1 | 245 | 462329EX | | 1 | 245 | 470136 | 4-1-8 | 1 | 109 |
| 431237 | 3-1-2 | 10 | 201 | 460329 | 4-1 | 1 | 131 | 461239EX | | 1 | 245 | 462334EX | | 1 | 245 | 470146 | 1-8-4 | 1 | 109 |
| 431252 | 1-2 | 10 | 206 | 460331 | 8-1-4 | 1 | 131 | 461244EX | | 1 | 245 | 462336EX | | 1 | 245 | 470226 | 1-8-4 | 1 | 109 |
| 433052 | 1-2 | 10 | 39 | 460333 | 1-4 | 1 | 131 | 461246EX | 6-10-1 | 1 | 245 | 462337EX | | 1 | 245 | 470233 | 4-1-8 | 1 | 109 |
| 437012 | 2-1-2 | 10 | 39 | 460334 | 8-4-1 | 1 | 131 | 461247EX | | 1 | 245 | 462339EX | | 1 | 245 | 470236 | 8-4-1 | 1 | 109 |
| 437022 | 1-2-2 | 10 | 39 | 460336 | 4-1-8 | 1 | 131 | 461249EX | | 1 | 245 | 462344EX | | 1 | 245 | 470246 | 8-1-4 | 1 | 109 |
| 437152 | 1-2-2 | 10 | 39 | 460337 | 4-8-1 | 1 | 131 | 461324EX | | 1 | 245 | 462346EX | 10-6-1 | 1 | 245 | 470326 | 8-1-4 | 1 | 109 |
| 438124 | 5-8-1-9-4 | 1 | 49 | 460339 | 8-1-4 | 1 | 131 | 461326EX | | 1 | 245 | 462347EX | | 1 | 245 | 470336 | 1-4-8 | 1 | 109 |
| 438126 | 8-4-1-5-9 | 1 | 49 | 460341 | 4-8-1 | 1 | 131 | 461329EX | | 1 | 245 | 462349EX | | 1 | 245 | 470346 | 8-4-1 | 1 | 109 |
| 438136 | 9-4-1-8-5 | 1 | 49 | 460344 | 1-4-8 | 1 | 131 | 461334EX | | 1 | 245 | 466123 | 1-4-8 | 1 | 131 | 471002 | 1-4-2 | 1 | 68 |
| 438146 | 1-5-4-8-9 | 1 | 49 | 460346 | 1-8-4 | 1 | 131 | 461336EX | | 1 | 245 | 466124 | 4-8-1 | 1 | 131 | 471003 | 2-1-4-2 | 1 | 69 |
| 438224 | 1-5-4-8-9 | 1 | 49 | 460347 | 4-8-1 | 1 | 131 | 461337EX | | 1 | 245 | 466126 | 4-1-8 | 1 | 131 | 471004 | 1-8-4 | 1 | 202 |
| 438226 | 4-9-5-1-8 | 1 | 49 | 460349 | 8-1-4 | 1 | 131 | 461339EX | | 1 | 245 | 466129 | 8-4-1 | 1 | 131 | 471005 | 2-4-1 | 1 | 68 |
| 438236 | 5-8-9-1-4 | 1 | 49 | 460431 | 8-1-4 | 1 | 131 | 461344EX | | 1 | 245 | 466131 | 1-8-4 | 1 | 131 | 471007 | 2-4-2-1 | 1 | 69 |
| 438246 | 5-1-9-4-8 | 1 | 49 | 460434 | 1-4-8 | 1 | 131 | 461346EX | 6-1-10 | 1 | 245 | 466134 | 1-4-8 | 1 | 131 | 471011 | 1-2-4 | 1 | 68 |
| 439124 | 5-4-8-1-9 | 1 | 49 | 460436 | 8-4-1 | 1 | 131 | 461347EX | | 1 | 245 | 466136 | 1-8-4 | 1 | 131 | 471012 | 1-4-2 | 1 | 68 |
| 439126 | 8-4-1-9-5 | 1 | 49 | 460437 | 4-1-8 | 1 | 131 | 461349EX | | 1 | 245 | 466137 | 4-1-8 | 1 | 131 | 471013 | 2-2-1-4 | 1 | 69 |
| 439136 | 1-4-5-9-8 | 1 | 49 | 460439 | 8-4-1 | 1 | 131 | 462124EX | | 1 | 245 | 466139 | 8-1-4 | 1 | 131 | 471015 | 1-2-4 | 1 | 68 |
| 439146 | 8-5-9-1-4 | 1 | 49 | 460441 | 1-8-4 | 1 | 131 | 462126EX | | 1 | 245 | 466141 | 4-1-8 | 1 | 131 | 471017 | 4-1-2-2 | 1 | 69 |
| 439224 | 8-4-5-1-9 | 1 | 49 | 460444 | 4-8-1 | 1 | 131 | 462129EX | | 1 | 245 | 466144 | 4-1-8 | 1 | 131 | 471018 | 1-2-4 | 1 | 68 |
| 439226 | 1-4-9-5-8 | 1 | 49 | 460446 | 1-8-4 | 1 | 131 | 462131 | | 1 | 293 | 466146 | 4-8-1 | 1 | 131 | 471019 | 2-4-1 | 1 | 68 |
| 439233 | 9-1-8-5-4 | 1 | 49 | 460447 | 8-1-4 | 1 | 131 | 462134EX | | 1 | 245 | 466147 | 4-8-1 | 1 | 131 | 471022 | 4-1-2 | 1 | 69 |
| 439236 | 8-1-4-9-5 | 1 | 49 | 460449 | 1-8-4 | 1 | 131 | 462136EX | | 1 | 245 | 466149 | 1-4-8 | 1 | 131 | 471032 | 4-1-2 | 1 | 69 |
| 439246 | 9-1-4-5-8 | 1 | 49 | 461121 | | 1 | 293 | 462137EX | | 1 | 245 | 467021 | | 10 | 293 | 471035 | 4-2-1 | 1 | 69 |
| 460126 | 1-4 | 1 | 137 | 461124EX | | 1 | 245 | 462139EX | | 1 | 245 | 467031 | | 10 | 293 | 471042 | 2-1-4 | 1 | 69 |
| 460136 | 1-4 | 1 | 137 | 461126EX | | 1 | 245 | 462144EX | | 1 | 245 | 467051 | | 10 | 293 | 471045 | 1-2-4 | 1 | 69 |
| 460146 | 1-4 | 1 | 137 | 461129EX | | 1 | 245 | 462146EX | 6-10-1 | 1 | 245 | 467124 | 1-4-8 | 1 | 109 | 471051 | 2-4-1 | 1 | 69 |
| 460224 | 1-4-8 | 1 | 131 | 461131 | | 1 | 293 | 462147EX | | 1 | 245 | 467126 | 4-1-8 | 1 | 109 | 471054 | 2-1-8-4 | 1 | 207 |
| 460226 | 1-8-4 | 1 | 131 | 461134EX | | 1 | 245 | 462149EX | | 1 | 245 | 467136 | 4-8-1 | 1 | 109 | 471056 | 2-8-4-1 | 1 | 207 |
| 460229 | 1-4-8 | 1 | 131 | 461136EX | | 1 | 245 | 462224EX | | 1 | 245 | 467146 | 8-1-4 | 1 | 109 | 471058 | 2-1-4 | 1 | 69 |
| 460231 | 8-1-4 | 1 | 131 | 461137EX | | 1 | 245 | 462226EX | | 1 | 245 | 468224 | 1-8-4 | 1 | 108 | 471059 | 2-1-4 | 1 | 69 |
| 460233 | 4-1 | 1 | 131-289 | 461139EX | | 1 | 245 | 462229EX | | 1 | 245 | 468226 | 4-8-1 | 1 | 108 | 471062 | 2-1-4 | 1 | 69 |
| 460234 | 1-8-4 | 1 | 131 | 461144EX | | 1 | 245 | 462234EX | | 1 | 245 | 468229 | 8-1-4 | 1 | 108 | 471063 | 2-1-4-2 | 1 | 69 |
| 460236 | 4-1-8 | 1 | 131 | 461146EX | 6-10-1 | 1 | 245 | 462236EX | | 1 | 245 | 468233 | 1-4-8 | 1 | 108 | 471064 | 4-1-2-8 | 1 | 207 |
| 460237 | 8-4-1 | 1 | 131 | 461147EX | | 1 | 245 | 462237EX | | 1 | 245 | 468234 | 8-1-4 | 1 | 108 | 471065 | 2-4-1 | 1 | 69 |
| 460239 | 1-4-8 | 1 | 131 | 461149EX | | 1 | 245 | 462239EX | | 1 | 245 | 468236 | 1-8-4 | 1 | 108 | 471066 | 2-4-8-1 | 1 | 207 |
| 460241 | 4-8-1 | 1 | 131 | 461151 | | 1 | 293 | 462244EX | | 1 | 245 | 468239 | 8-4-1 | 1 | 108 | 471067 | 2-2-4-1 | 1 | 69 |
| 460244 | 1-4-8 | 1 | 131 | 461224EX | | 1 | 245 | 462246EX | 1-10-6 | 1 | 245 | 469226 | 1-8-4 | 1 | 109 | 471072 | 1-4-2 | 1 | 69 |
| 460246 | 8-1-4 | 1 | 131 | 461226EX | | 1 | 245 | 462247EX | | 1 | 245 | 469233 | 1-4-8 | 1 | 109-288 | 471075 | 1-4-2 | 1 | 69 |

Certifications and marking of Palazzoli codes are in continuous development. Please visit the www.palazzoli.com website to view any updates.



| Palazzoli code | Marks | Pack Qty | Catalogue page | Palazzoli code | Marks | Pack Qty | Catalogue page | Palazzoli code | Marks | Pack Qty | Catalogue page | Palazzoli code | Marks | Pack Qty | Catalogue page | Palazzoli code | Marks | Pack Qty | Catalogue page |
|----------------|-----------|----------|----------------|----------------|-----------|----------|----------------|----------------|---------|----------|----------------|----------------|-------|----------|----------------|----------------|-------|----------|----------------|
| 471094 | 2-1-4-8 | 1 | 202 | 471404 | 8-3-4-2-1 | 1 | 202 | 472243 | 4-8-2-1 | 1 | 137 | 472556 | 8-1-4 | 1 | 130 | 472751 | 8-1-4 | 1 | 108 |
| 471102 | 4-1-2 | 1 | 68 | 471414 | 8-4-1-3-2 | 1 | 202 | 472246 | 1-4-8 | 1 | 130 | 472557 | 1-8-4 | 1 | 130 | 472752 | 4-1-8 | 1 | 108 |
| 471103 | 2-1-2-4 | 1 | 69 | 471424 | 4-3-1-2-8 | 1 | 202 | 472247 | 8-4-1 | 1 | 130 | 472610 | 4-8-1 | 1 | 108 | 472754 | 1-8-4 | 1 | 108 |
| 471104 | 8-4-1 | 1 | 202 | 471434 | 2-8-1-4 | 1 | 207 | 472248 | 8-4-1 | 1 | 130 | 472611 | 4-1-8 | 1 | 108 | 472755 | 1-8-4 | 1 | 108 |
| 471105 | 2-1-4 | 1 | 68 | 471454 | 2-8-4-1 | 1 | 207 | 472253 | 8-4-1-2 | 1 | 137 | 472612 | 8-4-1 | 1 | 108 | 472760 | 1-8-4 | 1 | 108 |
| 471107 | 4-2-1-2 | 1 | 69 | 471464 | 2-8-1-4 | 1 | 207 | 472256 | 1-8-4 | 1 | 130 | 472620 | 1-8-4 | 1 | 108 | 472761 | 8-1-4 | 1 | 108 |
| 471108 | 4-2-1 | 1 | 69 | 471602 | 4-1-2 | 1 | 68 | 472257 | 4-8-1 | 1 | 130 | 472621 | 1-8-4 | 1 | 108 | 472762 | 8-1-4 | 1 | 108 |
| 471111 | 2-1-4 | 1 | 69 | 471603 | 1-4-2-2 | 1 | 69 | 472258 | 1-4-8 | 1 | 130 | 472622 | 4-8-1 | 1 | 108 | 472771 | 1-4-8 | 1 | 108 |
| 471112 | 4-2-1 | 1 | 68 | 471605 | 2-1-4 | 1 | 68 | 472333 | 2-4-1-8 | 1 | 137 | 472623 | 4-1-8 | 1 | 132 | 472780 | 4-8-1 | 1 | 108 |
| 471113 | 2-4-2-1 | 1 | 69 | 471607 | 1-2-4-2 | 1 | 69 | 472336 | 4-1-8 | 1 | 130 | 472624 | 1-8-4 | 1 | 132 | 472781 | 1-8-4 | 1 | 108 |
| 471114 | 1-8-4 | 1 | 202 | 471632 | 1-2-4 | 1 | 69 | 472337 | 4-1-8 | 1 | 130 | 472630 | 8-1-4 | 1 | 108 | 472790 | 1-4-8 | 1 | 108 |
| 471115 | 1-4-2 | 1 | 68 | 471635 | 1-4-2 | 1 | 69 | 472343 | 8-2-4-1 | 1 | 137 | 472631 | 4-8-1 | 1 | 108 | 472791 | 1-8-4 | 1 | 108 |
| 471117 | 4-2-1-2 | 1 | 69 | 471662 | 1-2-4 | 1 | 69 | 472346 | 1-4-8 | 1 | 130 | 472632 | 4-1-8 | 1 | 108 | 472810 | 4-1-8 | 1 | 108 |
| 471118 | 2-1-4 | 1 | 69 | 471665 | 4-1 | 1 | 69 | 472347 | 8-1-4 | 1 | 130 | 472640 | 8-1-4 | 1 | 108 | 472811 | 8-4-1 | 1 | 108 |
| 471122 | 2-4-1 | 1 | 69 | 471812 | 4-1 | 1 | 132 | 472348 | 1-4-8 | 1 | 130 | 472641 | 8-1-4 | 1 | 108 | 472812 | 8-4-1 | 1 | 108 |
| 471123 | 1-2-4-2 | 1 | 69 | 471818 | 4-1-8 | 1 | 134 | 472353 | 2-8-1-4 | 1 | 137 | 472642 | 4-8-1 | 1 | 108 | 472820 | 4-1-8 | 1 | 108 |
| 471132 | 2-4-1 | 1 | 69 | 471819 | 1-4 | 1 | 113 | 472356 | 8-1-4 | 1 | 130 | 472647 | 1-8-4 | 1 | 132 | 472821 | 1-8-4 | 1 | 108 |
| 471135 | 2-1-4 | 1 | 69 | 471832 | 1-4 | 1 | 132 | 472357 | 1-4-8 | 1 | 130 | 472648 | 8-4-1 | 1 | 132 | 472822 | 1-8-4 | 1 | 108 |
| 471142 | 1-4 | 1 | 69 | 471838 | 8-1-4 | 1 | 134 | 472358 | 4-8-1 | 1 | 130 | 472649 | 1-8-4 | 1 | 132 | 472830 | 8-1-4 | 1 | 108 |
| 471145 | 4-1-2 | 1 | 69 | 471839 | 1-4 | 1 | 113 | 472377 | 1-8-4 | 1 | 130 | 472650 | 4-1-8 | 1 | 108 | 472831 | 8-1-4 | 1 | 108 |
| 471151 | 1-2-4 | 1 | 68 | 471873 | 1-4 | 1 | 110 | 472387 | 8-4-1 | 1 | 130 | 472651 | 4-1-8 | 1 | 108 | 472832 | 8-4-1 | 1 | 108 |
| 471154 | 2-4-8-1 | 1 | 207 | 471893 | 4-1-2 | 1 | 110 | 472388 | 1-4-8 | 1 | 130 | 472660 | 4-1-8 | 1 | 108 | 472840 | 8-1-4 | 1 | 108 |
| 471156 | 2-8-1-4 | 1 | 207 | 471908 | 1-4 | 1 | 429 | 472397 | 8-4-1 | 1 | 130 | 472661 | 1-8-4 | 1 | 108 | 472841 | 1-4-8 | 1 | 108 |
| 471162 | 1-4-2 | 1 | 69 | 471909 | 4-1 | 1 | 429 | 472398 | 4-8-1 | 1 | 130 | 472670 | 1-8-4 | 1 | 108 | 472842 | 1-8-4 | 1 | 108 |
| 471164 | 4-8-1-2 | 1 | 207 | 471922 | 1-4 | 1 | 429 | 472418 | 8-4-1 | 1 | 130 | 472671 | 8-4-1 | 1 | 108 | 472843 | 4-8-1 | 1 | 132 |
| 471165 | 2-1-4 | 1 | 69 | 471932 | 1-4 | 1 | 429 | 472428 | 1-4-8 | 1 | 130 | 472672 | 8-1-4 | 1 | 108 | 472844 | 8-1-4 | 1 | 132 |
| 471166 | 2-8-4-1 | 1 | 207 | 471950 | 4-1 | 1 | 429 | 472433 | 8-2-1-4 | 1 | 137 | 472710 | 4-8-1 | 1 | 108 | 472850 | 1-8-4 | 1 | 108 |
| 471172 | 1-2-4 | 1 | 69 | 472020 | 1-8-4 | 1 | 110 | 472436 | 1-8-4 | 1 | 130 | 472711 | 8-1-4 | 1 | 108 | 472851 | 4-1-8 | 1 | 108 |
| 471175 | 4-2-1 | 1 | 69 | 472021 | 1-8-4 | 1 | 110 | 472437 | 8-1-4 | 1 | 130 | 472712 | 4-8-1 | 1 | 108 | 472852 | 8-1-4 | 1 | 108 |
| 471177 | 2-2-1-4 | 1 | 69 | 472022 | 1-4-8 | 1 | 110 | 472443 | 8-1-2-4 | 1 | 137 | 472720 | 4-1-8 | 1 | 108 | 472854 | 4-8-1 | 1 | 108 |
| 471204 | 2-3-8-1-4 | 10 | 202 | 472027 | 4-1-8 | 1 | 132 | 472446 | 8-4-1 | 1 | 130 | 472721 | 1-8-4 | 1 | 108 | 472855 | 1-4-8 | 1 | 108 |
| 471214 | 8-4-1 | 1 | 207 | 472130 | 1-4-8 | 1 | 110 | 472447 | 1-4-8 | 1 | 130 | 472722 | 4-8-1 | 1 | 108 | 472861 | 4-8-1 | 1 | 108 |
| 471224 | 1-2-4-8 | 1 | 207 | 472131 | 4-1-8 | 1 | 110 | 472453 | 8-4-2-1 | 1 | 137 | 472730 | 1-4-8 | 1 | 108 | 472870 | 8-4-1 | 1 | 108 |
| 471254 | 4-8-2-1 | 10 | 207 | 472132 | 4-1-8 | 1 | 110 | 472456 | 4-1-8 | 1 | 130 | 472731 | 1-4-8 | 1 | 108 | 472871 | 8-1-4 | 1 | 108 |
| 471284 | 8-1-4-2-3 | 1 | 202 | 472133 | 4-1-8 | 1 | 110-288 | 472457 | 8-1-4 | 1 | 130 | 472732 | 1-8-4 | 1 | 108 | 472880 | 1-8-4 | 1 | 108 |
| 471294 | 2-1-3-4-8 | 1 | 202 | 472137 | 4-8-1 | 1 | 132 | 472466 | 1-4-8 | 1 | 130 | 472733 | 8-4-1 | 1 | 132 | 472881 | 8-1-4 | 1 | 108 |
| 471304 | 1-3-8-4-2 | 10 | 202 | 472233 | 1-8-4-2 | 1 | 137 | 472486 | 4-1-8 | 1 | 130 | 472734 | 8-4-1 | 1 | 132 | 472967 | | 1 | 162 |
| 471314 | 8-2-1-3-4 | 1 | 202 | 472236 | 8-1-4 | 1 | 130 | 472518 | 8-4-1 | 1 | 130 | 472735 | 1-8-4 | 1 | 132-289 | 472968 | | 1 | 162 |
| 471324 | 3-2-8-4-1 | 1 | 202 | 472237 | 8-4-1 | 1 | 130 | 472528 | 1-4-8 | 1 | 130 | 472740 | 4-1-8 | 1 | 108 | 472970 | | 1 | 429 |
| 471334 | 2-1-8-4 | 1 | 207 | 472240 | 8-4-1 | 1 | 110 | 472536 | 8-1-4 | 1 | 130 | 472741 | 1-8-4 | 1 | 108 | 472971 | | 1 | 429 |
| 471354 | 4-2-1-8 | 1 | 207 | 472241 | 1-4-8 | 1 | 110 | 472546 | 1-8-4 | 1 | 130 | 472742 | 1-4 | 1 | 108 | 472972 | | 1 | 429 |
| 471364 | 8-1-2-4 | 1 | 207 | 472242 | 4-1-8 | 1 | 110 | 472547 | 4-1-8 | 1 | 130 | 472750 | 4-1-8 | 1 | 108 | 472977 | | 1 | 162 |



| Palazzoli code | Marks | Pack Qty | Catalogue page | Palazzoli code | Marks | Pack Qty | Catalogue page | Palazzoli code | Marks | Pack Qty | Catalogue page | Palazzoli code | Marks | Pack Qty | Catalogue page | Palazzoli code | Marks | Pack Qty | Catalogue page |
|----------------|-------|----------|----------------|----------------|---------|----------|----------------|----------------|---------|----------|----------------|----------------|-----------|----------|----------------|----------------|-----------|----------|----------------|
| 472978 | | 1 | 162 | 473901 | 4-1 | 1 | 68 | 474466 | 8-2-1-4 | 1 | 132 | 475126 | 1-4-8 | 1 | 130 | 476323 | 2-8-4-2-1 | 1 | 428 |
| 472980 | | 1 | 429 | 473951 | 4-1 | 1 | 68 | 474486 | 1-4-8 | 1 | 132-289 | 475129 | 1-4-8 | 1 | 130 | 476326 | 2-2-1-8-4 | 1 | 428 |
| 472981 | | 1 | 429 | 473952 | 1-4 | 1 | 68 | 474536 | 2-8-4-1 | 1 | 132 | 475131 | 8-4-1 | 1 | 130 | 476336 | 4-1-8 | 1 | 113 |
| 472990 | | 1 | 429 | 473955 | 1-4 | 1 | 68 | 474586 | 8-2-1-4 | 1 | 132 | 475134 | 4-1-8 | 1 | 130 | 476337 | 4-8-1 | 1 | 113 |
| 472991 | | 1 | 429 | 473961 | 1-4 | 1 | 69 | 474611 | 4-8-1 | 1 | 109 | 475136 | 4-8-1 | 1 | 130 | 476346 | 1-8-4 | 1 | 113 |
| 473002 | 1-4-2 | 1 | 68 | 473962 | 1-4 | 1 | 69 | 474612 | 1-4-2-8 | 1 | 109 | 475137 | 4-8-1 | 1 | 130 | 476347 | 8-1-4 | 1 | 113 |
| 473003 | 2-4-1 | 1 | 68 | 473965 | 1-4 | 1 | 69 | 474621 | 1-4-8 | 1 | 109 | 475139 | 4-8-1 | 1 | 130 | 476403 | 1-2-2-8-4 | 1 | 428 |
| 473005 | 4-2-1 | 1 | 68 | 473971 | 1-4 | 1 | 69 | 474622 | 1-8-2-4 | 1 | 109 | 475141 | 4-8-1 | 1 | 130 | 476406 | 2-2-1-8-4 | 1 | 428 |
| 473006 | 1-2-4 | 1 | 68 | 473972 | 1-4 | 1 | 69 | 474631 | 4-1-8 | 1 | 109 | 475144 | 4-1-8 | 1 | 130 | 476413 | 2-8-2-4-1 | 1 | 428 |
| 473012 | 2-4-1 | 1 | 68 | 473975 | 4-1 | 1 | 69 | 474632 | 1-4-8-2 | 1 | 109 | 475146 | 1-4-8 | 1 | 130 | 476416 | 2-2-1-8-4 | 1 | 428 |
| 473013 | 2-1-4 | 1 | 68 | 474133 | 4-1-8 | 1 | 132 | 474633 | 4-8-1 | 1 | 132 | 475147 | 8-4-1 | 1 | 130 | 476423 | 4-1-8-2-2 | 1 | 428 |
| 473015 | 4-2-1 | 1 | 68 | 474210 | 4-1-8-2 | 1 | 109 | 474643 | 1-4-8 | 1 | 132 | 475149 | 1-8-4 | 1 | 130 | 476426 | 2-2-1-8-4 | 1 | 428 |
| 473016 | 1-4-2 | 1 | 68 | 474220 | 4-2-1-8 | 1 | 109 | 474653 | 8-4-1 | 1 | 132 | 475336 | 8-4-1 | 1 | 134 | 476436 | 8-1-4 | 1 | 113 |
| 473062 | 2-1-4 | 1 | 68 | 474230 | 2-1-8-4 | 1 | 109 | 474711 | 1-4-8 | 1 | 109 | 475337 | 4-1-8 | 1 | 134 | 476437 | 8-1-4 | 1 | 113 |
| 473063 | 4-2-1 | 1 | 68 | 474236 | 1-8-4 | 1 | 132 | 474712 | 8-4-1-2 | 1 | 109 | 475346 | 1-4-8 | 1 | 134 | 476446 | 8-4-1 | 1 | 113 |
| 473065 | 2-1-4 | 1 | 68 | 474237 | 4-1-8 | 1 | 132 | 474721 | 8-1-4 | 1 | 109 | 475347 | 1-8-4 | 1 | 134 | 476447 | 1-8-4 | 1 | 113 |
| 473066 | 2-4-1 | 1 | 68 | 474246 | 1-8-4 | 1 | 132 | 474722 | 2-1-4-8 | 1 | 109 | 475436 | 1-4-8 | 1 | 134 | 476486 | 2-2-1-8-4 | 1 | 428 |
| 473102 | 1-2-4 | 1 | 68 | 474247 | 4-8-1 | 1 | 132 | 474731 | 8-4-1 | 1 | 109 | 475437 | 8-1-4 | 1 | 134 | 476602 | 1-2-4 | 1 | 67 |
| 473103 | 1-4-2 | 1 | 68 | 474256 | 1-8-4 | 1 | 132 | 474732 | 4-8-2-1 | 1 | 109 | 475446 | 8-4-1 | 1 | 134 | 476605 | 2-4-1 | 1 | 67 |
| 473105 | 4-2-1 | 1 | 68 | 474257 | 4-8-1 | 1 | 132 | 474733 | 8-1-4 | 1 | 132 | 475447 | 1-8-4 | 1 | 134 | 476903 | | 1 | 60-239 |
| 473106 | 4-1-2 | 1 | 68 | 474310 | 2-8-1-4 | 1 | 109 | 474741 | 4-1-8 | 1 | 109 | 476002 | 4-2-1 | 1 | 67 | 476905 | | 10 | 60-239 |
| 473107 | 1-4 | 1 | 68 | 474320 | 8-2-1-4 | 1 | 109 | 474742 | 2-1-8-4 | 1 | 109 | 476005 | 4-1 | 1 | 67 | 476907 | | 1 | 60-239 |
| 473112 | 1-4-2 | 1 | 68 | 474330 | 1-2-8-4 | 1 | 109 | 474743 | 8-4-1 | 1 | 132 | 476012 | 1-2-4 | 1 | 67 | 476909 | | 1 | 60-239 |
| 473113 | 4-2-1 | 1 | 68 | 474336 | 8-1-4 | 1 | 132 | 474753 | 4-8-1 | 1 | 132 | 476015 | 4-2-1 | 1 | 67 | 476913 | | 1 | 60-239 |
| 473115 | 1-2-4 | 1 | 68 | 474337 | 8-4-1 | 1 | 132 | 474771 | 1-4-8 | 1 | 109-288 | 476042 | 2-4-1 | 1 | 67 | 476923 | | 10 | 60-239 |
| 473116 | 4-2-1 | 1 | 68 | 474340 | 1-4-2-8 | 1 | 109 | 474811 | 8-1-4 | 1 | 109 | 476045 | 1-4-2 | 1 | 67 | 476925 | | 10 | 60-239 |
| 473122 | 1-2-4 | 1 | 68 | 474346 | 1-2-8-4 | 1 | 132 | 474812 | 2-1-8-4 | 1 | 109 | 476102 | 1-4-2 | 1 | 67 | 477002 | 2-1-4 | 10 | 66 |
| 473123 | 1-2-4 | 1 | 68 | 474347 | 1-8-4 | 1 | 132 | 474821 | 4-1-8 | 1 | 109 | 476105 | 4-2-1 | 1 | 67 | 477003 | 1-2-4 | 1 | 66 |
| 473125 | 2-4-1 | 1 | 68 | 474356 | 1-8-4 | 1 | 132 | 474822 | 2-1-4-8 | 1 | 109 | 476112 | 4-2-1 | 1 | 67 | 477005 | 4-1-2 | 1 | 66 |
| 473126 | 1-4-2 | 1 | 68 | 474357 | 4-1-8 | 1 | 132 | 474831 | 8-4-1 | 1 | 109 | 476115 | 1-2-4 | 1 | 67 | 477006 | 4-1-2 | 1 | 66 |
| 473336 | 8-4-1 | 1 | 134 | 474387 | 4-8-1 | 1 | 132 | 474832 | 1-8-4-2 | 1 | 109 | 476142 | 2-1-4 | 1 | 67 | 477012 | 1-4-2 | 1 | 66 |
| 473337 | 4-1-8 | 1 | 134 | 474397 | 8-1-4 | 1 | 132 | 474833 | 1-4-8 | 1 | 132 | 476145 | 4-1-2 | 1 | 67 | 477013 | 4-1-2 | 1 | 66 |
| 473346 | 4-8-1 | 1 | 134 | 474410 | 1-2-8-4 | 1 | 109 | 474843 | 1-4-8 | 1 | 132 | 476203 | 4-2-8-2-1 | 1 | 428 | 477015 | 1-4-2 | 1 | 66 |
| 473347 | 4-1-8 | 1 | 134 | 474420 | 8-1-2-4 | 1 | 109 | 474851 | 8-4-1 | 1 | 109 | 476206 | 1-4-8-2-2 | 1 | 428 | 477016 | 1-2-4 | 1 | 66 |
| 473436 | 8-4-1 | 1 | 134 | 474430 | 2-1-4-8 | 1 | 109 | 474852 | 2-8-1-4 | 1 | 109 | 476213 | 4-2-8-1-2 | 1 | 428 | 477062 | 2-1-4 | 1 | 66 |
| 473437 | 8-1-4 | 1 | 134 | 474436 | 1-4-8 | 1 | 132 | 474853 | 4-1-8 | 1 | 132 | 476216 | 1-2-2-4 | 1 | 428 | 477063 | 4-2-1 | 1 | 66 |
| 473446 | 1-4-8 | 1 | 134 | 474437 | 1-8-4 | 1 | 132 | 474863 | 8-4-1 | 1 | 132 | 476223 | 4-8-1-2-2 | 1 | 428 | 477065 | 1-4-2 | 1 | 66 |
| 473447 | 1-8-4 | 1 | 134 | 474446 | 8-4-1 | 1 | 132 | 474951 | | 1 | 429 | 476226 | 4-2-2-8-1 | 1 | 428 | 477066 | 2-4-1 | 1 | 66 |
| 473602 | 1-4-2 | 1 | 68 | 474447 | 1-8-4 | 1 | 132 | 474953 | | 1 | 429 | 476303 | 4-1-8-2-2 | 10 | 428 | 477102 | 4-1-2 | 1 | 66 |
| 473603 | 2-4-1 | 1 | 68 | 474450 | 2-1-4-8 | 1 | 109 | 474955 | | 1 | 429 | 476306 | 8-4-2-2-1 | 1 | 428 | 477103 | 4-1-2 | 1 | 66 |
| 473605 | 1-4-2 | 1 | 68 | 474456 | 4-8-1 | 1 | 132 | 475123 | 1-4-8 | 1 | 130 | 476313 | 2-8-2-1-4 | 1 | 428 | 477105 | 4-2-1 | 1 | 66 |
| 473606 | 2-4-1 | 1 | 68 | 474457 | 8-4-1 | 1 | 132 | 475124 | 8-4-1 | 1 | 130 | 476316 | 2-2-1-8-4 | 1 | 428 | 477106 | 2-1-4 | 1 | 66 |

Certifications and marking of Palazzoli codes are in continuous development. Please visit the www.palazzoli.com website to view any updates.



| Palazzoli code | Marks | Pack Qty | Catalogue page | Palazzoli code | Marks | Pack Qty | Catalogue page | Palazzoli code | Marks | Pack Qty | Catalogue page | Palazzoli code | Marks | Pack Qty | Catalogue page | Palazzoli code | Marks | Pack Qty | Catalogue page |
|----------------|-------|----------|----------------|----------------|-------|----------|----------------|----------------|-----------|----------|----------------|----------------|-----------|----------|----------------|----------------|-----------|----------|----------------|
| 477107 | 4-1 | 1 | 67 | 480445 | 4-1 | 1 | 112 | 488114 | 4-5-1-9 | 10 | 48 | 490024 | 4-1 | 1 | 81 | 492146 | 9-4-8-1-5 | 1 | 80 |
| 477112 | 2-1-4 | 1 | 66 | 480446 | 1-4 | 1 | 112 | 488116 | 1-5-9-4 | 10 | 48 | 490124 | 1-4-8 | 1 | 81 | 492226 | 5-9-4-8-1 | 1 | 80 |
| 477113 | 1-4-2 | 1 | 66 | 480447 | 4-1 | 1 | 112 | 488124 | 1-8-9-4-5 | 1 | 44 | 490126 | 4-8-1 | 1 | 81 | 492236 | 9-8-1-5-4 | 1 | 80 |
| 477115 | 4-2-1 | 1 | 66 | 480449 | 4-1 | 1 | 112 | 488126 | 4-1-5-8-9 | 10 | 44 | 490129 | 4-8-1 | 1 | 81 | 492246 | 4-1-5-9-8 | 1 | 80 |
| 477116 | 4-1 | 1 | 66 | 480530 | 4-1-8 | 1 | 140 | 488129 | 9-8-1-4-5 | 1 | 44 | 490134 | 4-8-1 | 1 | 81 | 493124 | 4-1 | 1 | 92 |
| 477122 | 2-4-1 | 1 | 66 | 480531 | 1-4-8 | 1 | 140 | 488134 | 4-5-8-9-1 | 1 | 44 | 490136 | 1-4-8 | 1 | 81 | 493126 | 1-4 | 1 | 92 |
| 477123 | 4-2-1 | 1 | 66 | 480550 | 4-1-8 | 1 | 140 | 488136 | 1-5-8-9-4 | 10 | 44 | 490139 | 8-4-1 | 1 | 81 | 493136 | 1-4 | 1 | 92 |
| 477175 | 4-1-2 | 1 | 66 | 480551 | 4-8-1 | 1 | 140 | 488139 | 1-4-8-9-5 | 1 | 44 | 490144 | 4-8-1 | 1 | 81 | 493146 | 1-4 | 1 | 92 |
| 477176 | 4-1-2 | 1 | 66 | 480650 | 8-1-4 | 1 | 140 | 488144 | 5-1-8-4-9 | 1 | 44 | 490146 | 4-1-8 | 1 | 81 | 493226 | 4-1 | 1 | 92 |
| 477602 | 4-2-1 | 1 | 66 | 480651 | 8-1-4 | 1 | 140 | 488146 | 5-4-9-8-1 | 10 | 44 | 490149 | 1-4-8 | 1 | 81 | 493236 | 4-1 | 1 | 92 |
| 477603 | 2-1-4 | 1 | 66 | 480750 | 1-4-8 | 1 | 140 | 488149 | 4-8-9-5-1 | 1 | 44 | 490224 | 4-8-1 | 1 | 81 | 493246 | 1-4 | 1 | 92 |
| 477605 | 2-1-4 | 1 | 66 | 480751 | 8-4-1 | 1 | 140 | 488224 | 5-1-4-9-8 | 1 | 44 | 490226 | 1-8-4 | 1 | 81 | 494124 | 1-4 | 1 | 92 |
| 477606 | 1-2-4 | 1 | 66 | 481324 | 4-1-8 | 1 | 86 | 488226 | 1-5-9-4-8 | 5 | 44 | 490229 | 4-8-1 | 1 | 81 | 494126 | 1-4 | 1 | 92 |
| 477901 | 4-1 | 1 | 67 | 481326 | 4-1-8 | 1 | 86 | 488229 | 5-4-8-9-1 | 1 | 44 | 490233 | 4-8-1 | 1 | 81 | 494136 | 1-4 | 1 | 92 |
| 477951 | 4-1 | 1 | 67 | 481329 | 8-4-1 | 1 | 86 | 488234 | 9-1-8-4-5 | 1 | 44 | 490234 | 4-8-1 | 1 | 81 | 494146 | 4-1 | 1 | 92 |
| 477952 | 4-1 | 1 | 67 | 481334 | 8-1-4 | 1 | 86 | 488236 | 1-4-9-5-8 | 5 | 44 | 490236 | 1-4-8 | 1 | 81 | 494226 | 4-1 | 1 | 92 |
| 477955 | 4-1 | 1 | 67 | 481336 | 1-4-8 | 1 | 86 | 488239 | 4-5-1-9-8 | 1 | 44 | 490239 | 8-1-4 | 1 | 81 | 494236 | 1-4 | 1 | 92 |
| 478213 | | 1 | 292 | 481339 | 1-4-8 | 1 | 86 | 488244 | 4-5-1-8-9 | 1 | 44 | 490244 | 1-4-8 | 1 | 81 | 494246 | 4-1 | 1 | 92 |
| 478336 | 4-1-8 | 1 | 113 | 481344 | 4-8-1 | 1 | 86 | 488246 | 8-9-4-1-5 | 5 | 44 | 490246 | 8-4-1 | 1 | 81 | 495124 | 4-1 | 1 | 93 |
| 478337 | 4-8-1 | 1 | 113 | 481346 | 4-1-8 | 1 | 86 | 488249 | 8-9-1-5-4 | 1 | 44 | 490249 | 8-1-4 | 1 | 81 | 495126 | 1-4 | 1 | 93 |
| 478346 | 1-8-4 | 1 | 113 | 481349 | 1-8-4 | 1 | 86 | 489124 | 4-9-5-1-8 | 1 | 44 | 491124 | 8-1-4 | 1 | 81 | 495129 | 4-1 | 1 | 93 |
| 478347 | 1-8-4 | 1 | 113 | 482426 | 1-4 | 1 | 112 | 489126 | 1-4-5-8-9 | 10 | 44 | 491126 | 8-5-4-1-9 | 1 | 81 | 495134 | 1-4 | 1 | 93 |
| 478436 | 1-8-4 | 1 | 113 | 482434 | 1-4 | 1 | 112 | 489129 | 4-5-8-9-1 | 1 | 44 | 491129 | 1-4-9-5-8 | 1 | 81 | 495136 | 1-4 | 1 | 93 |
| 478437 | 1-4-8 | 1 | 113 | 482435 | 4-1 | 1 | 112 | 489134 | 1-4-5-8-9 | 1 | 44 | 491134 | 9-4-5-1-8 | 1 | 81 | 495139 | 1-4 | 1 | 93 |
| 478446 | 8-1-4 | 1 | 113 | 482436 | 1-4 | 1 | 112 | 489136 | 9-1-5-4-8 | 10 | 44 | 491136 | 4-1-8-5-9 | 1 | 81 | 495144 | 4-1 | 1 | 93 |
| 478447 | 8-4-1 | 1 | 113 | 482437 | 1-4 | 1 | 112 | 489139 | 5-4-9-1-8 | 1 | 44 | 491139 | 4-8-1-9-5 | 1 | 81 | 495146 | 4-1 | 1 | 93 |
| 480324 | 8-4-1 | 1 | 86 | 482439 | 1-4 | 1 | 112 | 489144 | 5-9-4-8-1 | 1 | 44 | 491144 | 9-4-5-8-1 | 1 | 81 | 495149 | 1-4 | 1 | 93 |
| 480326 | 1-4-8 | 1 | 86 | 482444 | 4-1 | 1 | 112 | 489146 | 5-4-8-9-1 | 10 | 44 | 491146 | 9-8-4-5-1 | 1 | 81 | 495224 | 4-1 | 1 | 93 |
| 480329 | 1-8-4 | 1 | 86 | 482445 | 1-4 | 1 | 112 | 489149 | 1-8-9-4-5 | 1 | 44 | 491149 | 9-1-8-4-5 | 1 | 81 | 495226 | 1-4 | 1 | 93 |
| 480334 | 1-4-8 | 1 | 86 | 482446 | 4-1 | 1 | 112 | 489224 | 8-4-5-1-9 | 1 | 44 | 491224 | 8-1-9-4-5 | 1 | 81 | 495229 | 1-4 | 1 | 93 |
| 480336 | 1-8-4 | 1 | 86 | 482447 | 4-1 | 1 | 112 | 489226 | 1-9-8-5-4 | 5 | 44 | 491226 | 1-8-9-5-4 | 1 | 81 | 495233 | 1-4 | 1 | 93 |
| 480339 | 1-4-8 | 1 | 86 | 482449 | 1-4 | 1 | 112 | 489229 | 5-9-8-4-1 | 1 | 44 | 491229 | 5-8-1-4-9 | 1 | 81 | 495234 | 1-4 | 1 | 93 |
| 480344 | 1-8-4 | 1 | 86 | 483436 | 4-1 | 1 | 112 | 489233 | 8-1-5-9-4 | 1 | 44-289 | 491233 | 1-9-8-5-4 | 1 | 81-289 | 495236 | 1-4 | 1 | 93 |
| 480346 | 8-1-4 | 1 | 86 | 483446 | 1-4 | 1 | 112 | 489234 | 5-8-1-4-9 | 1 | 44 | 491234 | 9-8-5-4-1 | 1 | 81 | 495239 | 4-1 | 1 | 93 |
| 480349 | 4-1-8 | 1 | 86 | 484434 | 1-4 | 1 | 112 | 489236 | 8-4-9-1-5 | 5 | 44 | 491236 | 8-5-9-1-4 | 1 | 81 | 495244 | 1-4 | 1 | 93 |
| 480426 | 1-4 | 1 | 112 | 484436 | 1-4 | 1 | 112 | 489239 | 8-1-5-4-9 | 1 | 44 | 491239 | 4-1-5-9-8 | 1 | 81 | 495246 | 1-4 | 1 | 93 |
| 480434 | 1-4 | 1 | 112 | 484437 | 4-1 | 1 | 112 | 489244 | 8-4-5-9-1 | 1 | 44 | 491244 | 9-8-4-1-5 | 1 | 81 | 495249 | 1-4 | 1 | 93 |
| 480435 | 4-1 | 1 | 112 | 484439 | 1-4 | 1 | 112 | 489246 | 9-5-4-1-8 | 5 | 44 | 491246 | 9-8-4-1-5 | 1 | 81 | 496024 | 4-1 | 1 | 93 |
| 480436 | 4-1 | 1 | 112 | 484444 | 1-4 | 1 | 112 | 489249 | 9-1-8-5-4 | 1 | 44 | 491249 | 1-9-8-5-4 | 1 | 81 | 496124 | 1-4 | 1 | 93 |
| 480437 | 1-4 | 1 | 112 | 484446 | 1-4 | 1 | 112 | 489326 | 8-1-4 | 2 | 44 | 492124 | 9-1-4-5-8 | 1 | 80 | 496126 | 4-1 | 1 | 93 |
| 480439 | 4-1 | 1 | 112 | 484447 | 1-4 | 1 | 112 | 489336 | 8-1-4 | 2 | 44 | 492126 | 5-8-9-1-4 | 1 | 80 | 496129 | 1-4 | 1 | 93 |
| 480444 | 4-1 | 1 | 112 | 484449 | 1-4 | 1 | 112 | 489346 | 1-8-4 | 2 | 44 | 492136 | 1-4-5-9-8 | 1 | 80 | 496134 | 4-1 | 1 | 93 |

Marks: 1=CE CE 2=IMQ 3=IR.i.na. 4=UKCA 5=ENEC 6=CEX 7=DEKRA DEKRA 8=RETIE 9=KEMA 10=EX 11=SIHsrrael 12=EAC



| Palazzoli code | Marks | Pack Qty | Catalogue page | Palazzoli code | Marks | Pack Qty | Catalogue page | Palazzoli code | Marks | Pack Qty | Catalogue page | Palazzoli code | Marks | Pack Qty | Catalogue page | Palazzoli code | Marks | Pack Qty | Catalogue page |
|----------------|-------|----------|----------------|----------------|-------|----------|----------------|----------------|-------|----------|----------------|----------------|--------|----------|----------------|----------------|-------|----------|----------------|
| 496136 | 1-4 | 1 | 93 | 500884 | 4-1 | 1 | 226 | 508226 | 8-1-4 | 1 | 49 | 511514 | 8-4-1 | 1 | 165 | 520011 | 4-1-8 | 20 | 155 |
| 496139 | 4-1 | 1 | 93 | 500885 | 1-4 | 1 | 226 | 508236 | 4-1-8 | 1 | 49 | 511610 | | 1 | 165 | 520011EX | 1-10 | 1 | 253 |
| 496144 | 4-1 | 1 | 93 | 500886 | | 1 | 226 | 508246 | 8-4-1 | 1 | 49 | 511610EX | | 1 | 252 | 520011NV | 4-1-8 | 20 | 155 |
| 496146 | 4-1 | 1 | 93 | 500890 | 4-1 | 1 | 229 | 509124 | 1-4-8 | 1 | 49 | 511614 | 1-4-8 | 1 | 165 | 520012 | 8-4-1 | 20 | 155 |
| 496149 | 1-4 | 1 | 93 | 500891 | 1-4 | 1 | 229 | 509126 | 1-8-4 | 1 | 49 | 511634 | 1-4-8 | 1 | 165 | 520012EX | 1-10 | 1 | 253 |
| 496224 | 1-4 | 1 | 93 | 500892 | 1-4 | 1 | 229 | 509136 | 8-4-1 | 1 | 49 | 511801 | | 1 | 133 | 520012NV | 1-4 | 20 | 155 |
| 496226 | 1-4 | 1 | 93 | 500893 | 4-1 | 1 | 229 | 509146 | 8-1-4 | 1 | 49 | 511802 | | 1 | 133 | 520014 | 1-4-8 | 10 | 155 |
| 496229 | 1-4 | 1 | 93 | 500894 | 4-1 | 1 | 229 | 509224 | 1-4-8 | 1 | 49 | 511803 | | 1 | 133 | 520014EX | 1-10 | 1 | 253 |
| 496233 | 1-4 | 1 | 93 | 500895 | 4-1 | 1 | 229 | 509226 | 8-4-1 | 1 | 49 | 511804 | | 1 | 133 | 520014NV | 1-8-4 | 10 | 155 |
| 496234 | 1-4 | 1 | 93 | 500896 | 1-4 | 1 | 229 | 509233 | 4-1 | 1 | 49 | 511805 | | 1 | 133 | 520019 | 4-1-8 | 1 | 155 |
| 496236 | 1-4 | 1 | 93 | 500897 | 4-1 | 1 | 229 | 509236 | 8-1-4 | 1 | 49 | 511824 | 1-8-4 | 1 | 165 | 520019EX | 1-10 | 1 | 253 |
| 496239 | 1-4 | 1 | 93 | 500900 | 1-4 | 1 | 229 | 509246 | 1-8-4 | 1 | 49 | 511910EX | 10-6-8 | 1 | 252 | 520019NV | 4-1-8 | 1 | 155 |
| 496244 | 4-1 | 1 | 93 | 500903 | 1-4 | 1 | 229 | 509326 | 8-1-4 | 1 | 49 | 511913EX | 6-10-8 | 1 | 252 | 520020 | 8-1-4 | 1 | 155 |
| 496246 | 1-4 | 1 | 93 | 500904 | 1-4 | 1 | 229 | 509336 | 8-1-4 | 1 | 49 | 511920EX | 6-10-8 | 1 | 252 | 520020EX | 10-1 | 1 | 253 |
| 496249 | 1-4 | 1 | 93 | 500916 | 1-4 | 1 | 229 | 509346 | 1-4-8 | 1 | 49 | 511921EX | 8-10-6 | 1 | 252 | 520020NV | 8-1-4 | 1 | 155 |
| 5 | | | | 500918 | 4-1 | 1 | 229 | 511110 | 4-8-1 | 1 | 165 | 515111 | 1-4 | 1 | 166 | 520021 | 1-4-8 | 1 | 155 |
| 500750 | 4-1 | 1 | 229 | 500930 | 1-4 | 1 | 229 | 511201 | 1-4 | 1 | 133 | 515112 | 4-1 | 1 | 166 | 520021EX | 1-10 | 1 | 253 |
| 500753 | 1-4 | 1 | 229 | 500933 | 1-4 | 1 | 229 | 511202 | 4-1 | 1 | 133 | 515144 | 4-1 | 1 | 166 | 520021NV | 4-1-8 | 1 | 155 |
| 500762 | 1-4 | 1 | 229 | 500934 | 4-1 | 1 | 229 | 511203 | 1-4 | 1 | 133 | 515200 | 4-1 | 1 | 166 | 521009 | 4-1 | 1 | 133-155-253 |
| 500766 | 4-1 | 1 | 229 | 500935 | 1-4 | 1 | 229 | 511204 | 1-4 | 1 | 135 | 515214 | 1-4 | 1 | 166 | 521011 | 1-4 | 1 | 155-253 |
| 500767 | 1-4 | 1 | 229 | 500936 | 4-1 | 1 | 229 | 511210 | 1-4-8 | 1 | 165 | 515221 | 1-4 | 1 | 166 | 521012 | 4-1 | 1 | 133-155-253 |
| 500768 | 4-1 | 1 | 229 | 500941 | 1-4 | 1 | 229 | 511214 | 1-4-8 | 1 | 165 | 515224 | 1-4 | 1 | 137-166 | 521014 | 1-4 | 1 | 133-155-253 |
| 500770 | 4-1 | 1 | 229 | 500943 | 1-4 | 1 | 229 | 511220 | 4-8-1 | 1 | 165 | 515300 | 1-4 | 1 | 166 | 521019 | 1-4 | 1 | 155-253 |
| 500790 | 1-4 | 1 | 229 | 500949 | 1-4 | 1 | 229 | 511220EX | | 1 | 252 | 515313 | 1-4 | 1 | 166 | 521020 | 4-1 | 1 | 155-253 |
| 500792 | 4-1 | 1 | 229 | 501500 | | 1 | 228 | 511227 | 1-8-4 | 1 | 137 | 515323 | 4-1 | 1 | 166 | 521021 | 4-1 | 1 | 155-253 |
| 500800 | 1-4 | 1 | 229 | 501501 | | 1 | 228 | 511301 | 8-1-4 | 1 | 133 | 515411 | 1-4 | 1 | 166 | 521210 | 1-4-8 | 1 | 165 |
| 500801 | 1-4 | 1 | 229 | 501502 | | 1 | 228 | 511302 | 4-1-8 | 1 | 133 | 515413 | 1-4 | 1 | 166 | 521214 | 1-4-8 | 1 | 165 |
| 500802 | 1-4 | 1 | 229 | 501503 | | 1 | 228 | 511303 | 4-8-1 | 1 | 133 | 515423 | 1-4 | 1 | 166 | 521310 | | 1 | 165 |
| 500816 | 4-1 | 1 | 229 | 501530 | 8-1-4 | 1 | 221 | 511304 | 4-1-8 | 1 | 135 | 515453 | 1-4 | 1 | 166 | 521310EX | | 1 | 252 |
| 500817 | 1-4 | 1 | 229 | 501531 | | 1 | 433 | 511310 | 8-1-4 | 1 | 165 | 515512 | 4-1 | 1 | 166 | 521314 | 1-8-4 | 1 | 165 |
| 500830 | 4-1 | 1 | 229 | 501540 | | 1 | 222 | 511314 | 4-1-8 | 1 | 165 | 515610 | 4-1 | 1 | 166 | 521414 | 8-1-4 | 1 | 165 |
| 500831 | 1-4 | 1 | 229 | 501550 | | 1 | 222 | 511320 | 4-1-8 | 1 | 165 | 515613 | 1-4 | 1 | 166 | 521420 | | 1 | 165 |
| 500833 | 4-1 | 1 | 229 | 501560 | | 1 | 221 | 511324 | 8-4-1 | 1 | 165 | 515632 | 1-4 | 1 | 166 | 521420EX | | 1 | 252 |
| 500835 | 4-1 | 1 | 229 | 501565 | 1-8-4 | 1 | 221 | 511410 | | 1 | 165 | 515637 | 1-4 | 1 | 166 | 522011 | | 1 | 155-253 |
| 500840 | 1-4 | 1 | 229 | 501590 | 1-4 | 1 | 221 | 511410EX | | 1 | 252 | 515822 | 1-4 | 1 | 166 | 522012 | | 1 | 155-253 |
| 500841 | 1-4 | 1 | 229 | 501591 | 4-1 | 1 | 221 | 511414 | 8-1-4 | 1 | 165 | 518204 | 1-4 | 1 | 166 | 522014 | | 1 | 155-253 |
| 500843 | 4-1 | 1 | 229 | 501595 | | 1 | 221 | 511420 | 1-4-8 | 1 | 165 | 518206 | 1-4 | 1 | 137-166 | 522019 | | 1 | 155-253 |
| 500860 | 4-1 | 1 | 229 | 508124 | 1-4-8 | 1 | 49 | 511420EX | | 1 | 252 | 518207 | 1-4 | 1 | 166 | 522020 | | 1 | 155-253 |
| 500861 | 4-1 | 1 | 229 | 508126 | 1-4-8 | 1 | 49 | 511424 | 8-1-4 | 1 | 165 | 518211 | 4-1 | 1 | 166 | 522021 | | 1 | 155-253 |
| 500863 | 1-4 | 1 | 229 | 508136 | 4-1-8 | 1 | 49 | 511452 | 1-8-4 | 1 | 165 | 520009 | 1-4-8 | 30 | 155 | 525200 | 4-1 | 1 | 166 |
| 500872 | 1-4 | 1 | 229 | 508146 | 8-1-4 | 1 | 49 | 511510 | | 1 | 165 | 520009EX | 10-1 | 1 | 253 | 525300 | 1-4 | 1 | 166 |
| 500874 | 1-4 | 1 | 229 | 508224 | 1-4-8 | 1 | 49 | 511510EX | | 1 | 252 | 520009NV | 4-1-8 | 30 | 155 | 525410 | 4-1 | 1 | 166 |

Certifications and marking of Palazzoli codes are in continuous development. Please visit the www.palazzoli.com website to view any updates.



| Palazzoli code | Marks | Pack Qty | Catalogue page | Palazzoli code | Marks | Pack Qty | Catalogue page | Palazzoli code | Marks | Pack Qty | Catalogue page | Palazzoli code | Marks | Pack Qty | Catalogue page | Palazzoli code | Marks | Pack Qty | Catalogue page |
|----------------|--------|----------|----------------|----------------|----------|----------|----------------|----------------|-------|----------|-----------------|----------------|-------|----------|----------------|----------------|-------|----------|----------------|
| 531011 | 1-4-8 | 1 | 160 | 532018EX | 6-8-10 | 1 | 251 | 532311 | 8-1-4 | 1 | 111 | 538110 | | 2 | 113-162 | 540033 | | 2 | 138-167 |
| 531011EX | | 1 | 251 | 532035 | 8-4-1 | 5 | 159 | 532516 | 8-4-1 | 1 | 159 | 538130 | | 2 | 162 | 540034 | | 2 | 138-167 |
| 531021 | 8-4-1 | 1 | 160 | 532035EX | 6-8-10 | 1 | 251 | 532557 | 4-1-8 | 1 | 159 | 538180 | | 1 | 114-162 | 540035 | | 2 | 138-167 |
| 531021EX | | 1 | 251 | 532045 | 1-4-8 | 1 | 159 | 532658 | 8-4-1 | 1 | 159 | 538210 | | 2 | 113-162 | 540036 | | 1 | 167 |
| 531040 | 4-8-1 | 1 | 160 | 532045EX | 6-8-10 | 1 | 251 | 532700 | | 1 | 111-133-159-251 | 538225 | | 1 | 428 | 540061 | | 1 | 138-167 |
| 531040EX | | 1 | 251 | 532055 | 4-8-1 | 1 | 159 | 532701 | | 1 | 111-133-159-251 | 538230 | | 2 | 162 | 540063 | | 1 | 138-167 |
| 531042 | 4-1-8 | 1 | 160 | 532055EX | 10-8-6 | 1 | 251 | 532702 | | 1 | 111-133-159-251 | 538280 | | 1 | 162 | 540064 | | 1 | 138-167 |
| 531042EX | | 1 | 251 | 532100 | | 1 | 111 | 532703 | | 1 | 111-159-251 | 538295 | | 1 | 428 | 540065 | | 1 | 138-167 |
| 531062 | 1-8-4 | 1 | 160 | 532101 | 4-1-8 | 1 | 65-101-110 | 532704 | | 1 | 111-159-251 | 538310 | | 1 | 162 | 540066 | | 1 | 167 |
| 531062EX | | 1 | 251 | 532102 | 4-1-8 | 1 | 65-101-110 | 532705 | | 1 | 159-251 | 538325 | | 1 | 428 | 540090 | | 5 | 138-167 |
| 531200 | 8-4-1 | 1 | 113-160 | 532103 | 4-8-1 | 1 | 65-101-110 | 532714 | | 1 | 159-251 | 538330 | | 1 | 162 | 540091 | | 5 | 138-167 |
| 531211 | 8-1-4 | 1 | 160 | 532116 | 4-8-1 | 1 | 159 | 532715 | | 1 | 159-251 | 538380 | | 1 | 162 | 540161 | 1 | 1 | 167 |
| 531220 | 1-8-4 | 1 | 113-160 | 532116EX | 6-8-10 | 1 | 251 | 532716 | | 1 | 159-251 | 538385 | | 1 | 162 | 540180 | | 1 | 138-167 |
| 531221 | 4-1-8 | 1 | 160 | 532117 | 4-1-8 | 1 | 159 | 532717 | | 1 | 159-251 | 538395 | | 1 | 428 | 540190 | | 1 | 138-167 |
| 531222 | 8-1-4 | 1 | 160 | 532117EX | 6-10 | 1 | 251 | 532718 | | 1 | 159-251 | 538400 | | 1 | 123-163 | 540191 | | 1 | 138-167 |
| 531231 | 1-8-4 | 1 | 160 | 532118 | 8-4-1 | 1 | 159 | 532718 | | 1 | 159-251 | 538410 | | 1 | 114-123-163 | 540193 | | 1 | 138-167 |
| 531240 | 4-8-1 | 1 | 160 | 532118EX | 10-8-6 | 1 | 251 | 532725 | 4-1 | 1 | 174 | 538421 | 4-1 | 1 | 114 | 540195 | | 1 | 138-167 |
| 531241 | 4-1-8 | 1 | 160 | 532121 | 8-1-4 | 1 | 65-101-110 | 532745 | 1-4 | 1 | 174 | 538425 | | 1 | 111 | 541040 | 1 | 1 | 167 |
| 531242 | 1-8-4 | 1 | 160 | 532122 | 1-4-8 | 1 | 65-101-110 | 532747 | 4-1 | 1 | 174 | 538429 | 1-4 | 1 | 114 | 541050 | | 1 | 138-167 |
| 531262 | 1-8-4 | 1 | 160 | 532131 | 1-8-4 | 1 | 65-101-110 | 532826 | | 1 | 137 | 538429EX | 1 | 1 | 246 | 541055 | | 1 | 138-167 |
| 531311 | 1-4-8 | 1 | 160 | 532132 | 8-1-4 | 1 | 65-101-110 | 532841 | | 1 | 65-101 | 538432 | | 1 | 111 | 544033 | | 1 | 167 |
| 531321 | 1-4-8 | 1 | 160 | 532133 | 1-4-8 | 1 | 65-101-110 | 532842 | | 1 | 65-101 | 538436 | 4-1 | 1 | 114 | 544034 | | 1 | 167 |
| 531331 | 4-1-8 | 1 | 113-160 | 532200 | 4-8-1 | 1 | 111-159 | 532843 | | 1 | 65-101 | 538436EX | 1 | 1 | 246 | 544035 | | 1 | 167 |
| 531340 | 1-8-4 | 1 | 160 | 532200EX | 6-8-10 | 1 | 251 | 532895 | | 1 | 133 | 538610 | | 10 | 163-166-430 | 544036 | | 1 | 167 |
| 531411 | 1-8-4 | 1 | 160 | 532201 | 8-4-1 | 1 | 111-159 | 535126 | 4-1 | 1 | 161 | 538620 | | 10 | 163-166-430 | 545081 | | 1 | 138-167 |
| 531431 | 4-1-8 | 1 | 160 | 532201EX | 1-10-6-8 | 1 | 251 | 535131 | 1-4 | 1 | 161 | 538630 | | 5 | 163-166-430 | 545083 | | 1 | 138-167 |
| 531440 | 4-1-8 | 1 | 160 | 532202 | 1-8-4 | 1 | 111-159 | 535135 | 1-4 | 1 | 161 | 538791 | | 50 | 111 | 545084 | | 1 | 167 |
| 531442 | 8-4-1 | 1 | 160 | 532202EX | 6-10-8 | 1 | 251 | 535137 | 4-1 | 1 | 161 | 538800 | | 1 | 111 | 545085 | | 1 | 167 |
| 531540 | 8-1-4 | 1 | 160 | 532203 | 8-4-1 | 1 | 111-159 | 535140 | 1-4 | 1 | 161 | 538800EX | 1 | 1 | 246 | 545086 | | 1 | 167 |
| 531640 | 1-4-8 | 1 | 160 | 532203EX | 8-10-6 | 1 | 251 | 535142 | 1-4 | 1 | 161 | 538801 | | 1 | 111 | 547054 | 1 | 1 | 138-167 |
| 531662 | 1-4-8 | 1 | 160 | 532204 | 8-4-1 | 1 | 111-159 | 535157 | 4-1 | 1 | 161 | 538802 | | 1 | 111 | 550001 | 4-1-8 | 1 | 148 |
| 532005 | 4-8-1 | 1 | 159 | 532204EX | 10-6-8 | 1 | 251 | 535162 | 4-1 | 1 | 161 | 538802EX | 1 | 1 | 246 | 550002 | 4-8-1 | 1 | 148 |
| 532005EX | 8-6-10 | 1 | 251 | 532211 | 8-4-1 | 1 | 111 | 535320 | 4-1 | 1 | 113-161 | 538803 | | 1 | 111 | 550003 | 8-4-1 | 1 | 148 |
| 532006 | 8-4-1 | 1 | 159 | 532281EX | | 1 | 246 | 535321 | 1-4 | 1 | 113-161 | 538804 | | 1 | 111 | 550004 | 4-1-8 | 1 | 148 |
| 532006EX | 6-8-10 | 1 | 251 | 532282EX | | 1 | 246 | 535322 | 1-4 | 1 | 161 | 538804EX | 1 | 1 | 246 | 550005 | 1-4-8 | 1 | 148 |
| 532015 | 1-8-4 | 1 | 159 | 532283EX | | 1 | 246 | 535323 | 1-4 | 1 | 161 | 540000 | | 1 | 431 | 550006 | 4-1-8 | 1 | 148 |
| 532015EX | 10-6-8 | 1 | 251 | 532286EX | | 1 | 246 | 535324 | 4-1 | 1 | 161 | 540001 | | 1 | 431 | 550007 | 4-1-8 | 1 | 148 |
| 532016 | 8-4-1 | 1 | 159 | 532300 | 8-1-4 | 1 | 111-159 | 535325 | 4-1 | 1 | 161 | 540002 | | 1 | 431 | 550031 | 8-4-1 | 1 | 148 |
| 532016EX | 8-6-10 | 1 | 251 | 532301 | 4-1-8 | 1 | 111-159 | 535326 | 4-1 | 1 | 161 | 540003 | | 1 | 431 | 550032 | 8-4-1 | 1 | 148 |
| 532017 | 8-1-4 | 1 | 159 | 532302 | 1-8-4 | 1 | 111-159 | 535327 | 1-4 | 1 | 161 | 540004 | | 1 | 431 | 550033 | 4-1-8 | 1 | 148 |
| 532017EX | 8-6-10 | 1 | 251 | 532303 | 4-1-8 | 1 | 111-159 | 535328 | 4-1 | 1 | 161 | 540005 | | 1 | 431 | 550034 | 1-4-8 | 1 | 148 |
| 532018 | 8-4-1 | 1 | 159 | 532304 | 4-1-8 | 1 | 111-159 | 535640 | 1-4 | 1 | 113-161 | 540006 | | 1 | 431 | 550035 | 8-4-1 | 1 | 148 |



| Palazzoli code | Marks | Pack Qty | Catalogue page | Palazzoli code | Marks | Pack Qty | Catalogue page | Palazzoli code | Marks | Pack Qty | Catalogue page | Palazzoli code | Marks | Pack Qty | Catalogue page | Palazzoli code | Marks | Pack Qty | Catalogue page |
|----------------|-------|----------|----------------|----------------|-------|----------|----------------|----------------|-------|----------|----------------|----------------|-------|----------|----------------|----------------|-------|----------|----------------|
| 550036 | 4-1-8 | 1 | 148 | 550613 | | 5 | 148 | 550737 | | 1 | 431 | 571129 | 1 | 20 | 171 | 572221 | | 20 | 173 |
| 550037 | 4-1-8 | 1 | 148 | 550614 | | 1 | 148 | 559011 | 4-1 | 1 | 206 | 571129EX | 1 | 20 | 256 | 572229 | | 20 | 173 |
| 550502 | | 4 | 148 | 550615 | | 1 | 148 | 559012 | 4-1 | 1 | 206 | 571136 | 1 | 10 | 171 | 572236 | | 10 | 173 |
| 550503 | | 4 | 148 | 550616 | | 1 | 148 | 559021 | 4-1 | 8 | 202 | 571136EX | 1 | 10 | 256 | 572242 | | 5 | 173 |
| 550504 | | 4 | 148 | 550617 | | 1 | 148 | 559022 | 1-4 | 1 | 202 | 571142 | 1 | 10 | 171 | 572248 | | 5 | 173 |
| 550505 | | 1 | 148 | 550621 | | 5 | 148 | 559031 | 4-1 | 8 | 202 | 571142EX | 1 | 5 | 256 | 572307 | | 50 | 173 |
| 550506 | | 1 | 148 | 550622 | | 5 | 148 | 559032 | 4-1 | 1 | 202 | 571148 | 1 | 10 | 171 | 572309 | | 50 | 173 |
| 550507 | | 1 | 148 | 550623 | | 5 | 148 | 559132 | 4-1 | 15 | 206 | 571148EX | 1 | 5 | 256 | 572311 | | 50 | 173 |
| 550522 | | 6 | 149 | 550624 | | 1 | 148 | 559134 | 1-4 | 1 | 206 | 571207 | | 50 | 171-256 | 572313 | | 50 | 173 |
| 550523 | | 6 | 149 | 550625 | | 1 | 148 | 559232 | 4-1 | 1 | 201 | 571209 | | 50 | 171-256 | 572316 | | 25 | 173 |
| 550525 | | 4 | 149 | 550626 | | 1 | 148 | 559234 | 4-1 | 1 | 201 | 571211 | | 50 | 171-256 | 572321 | | 20 | 173 |
| 550526 | | 4 | 149 | 550632 | | 1 | 149 | 570010 | | 1 | 48-85-225 | 571213 | | 50 | 171-256 | 572329 | | 15 | 173 |
| 550527 | | 1 | 149 | 550633 | | 1 | 149 | 571007 | 1 | 100 | 171 | 571216 | | 50 | 171-256 | 572336 | | 10 | 173 |
| 550542 | | 6 | 149 | 550635 | | 1 | 149 | 571009 | 1 | 50 | 171 | 571221 | | 25 | 171-256 | 572342 | | 10 | 173 |
| 550543 | | 6 | 149 | 550636 | | 1 | 149 | 571009EX | 1 | 50 | 256 | 571229 | | 20 | 171-256 | 572348 | | 10 | 173 |
| 550545 | | 4 | 149 | 550637 | | 1 | 149 | 571011 | 1 | 50 | 171 | 571236 | | 10 | 171-256 | 575501 | 4-1 | 1 | 94 |
| 550546 | | 4 | 149 | 550640 | | 20 | 150 | 571011EX | 1 | 50 | 256 | 571242 | | 5 | 171-256 | 575502 | 4-1 | 1 | 87 |
| 550547 | | 1 | 149 | 550641 | | 5 | 150 | 571013 | 1 | 50 | 171 | 571248 | | 5 | 171-256 | 575505 | 4-1 | 1 | 84 |
| 550552 | | 4 | 149 | 550642 | | 1 | 150 | 571013EX | 1 | 50 | 256 | 572007 | 1 | 50 | 173 | 575506 | 4-1 | 1 | 84 |
| 550553 | | 4 | 149 | 550643 | | 1 | 150 | 571016 | 1 | 50 | 171 | 572009 | 1 | 50 | 173 | 575701 | | 1 | 287 |
| 550555 | | 1 | 149 | 550645 | | 1 | 150 | 571016EX | 1 | 50 | 256 | 572011 | 1 | 50 | 173 | 575702 | | 1 | 287 |
| 550556 | | 1 | 149 | 550648 | | 1 | 150 | 571021 | 1 | 25 | 171 | 572013 | 1 | 50 | 173 | 575706 | | 1 | 287 |
| 550557 | | 1 | 149 | 550662 | | 1 | 150 | 571021EX | 1 | 20 | 256 | 572016 | 1 | 50 | 173 | 575708 | | 1 | 287 |
| 550562 | | 6 | 149 | 550663 | | 1 | 150 | 571029 | 1 | 20 | 171 | 572021 | 1 | 20 | 173 | 575710 | | 1 | 287 |
| 550563 | | 6 | 149 | 550665 | | 1 | 150 | 571029EX | 1 | 20 | 256 | 572029 | 1 | 20 | 173 | 575711 | | 1 | 287 |
| 550564 | | 6 | 149 | 550666 | | 1 | 150 | 571036 | 1 | 10 | 171 | 572036 | 1 | 10 | 173 | 576100 | 1-4 | 1 | 285 |
| 550566 | | 1 | 149 | 550667 | | 1 | 150 | 571036EX | 1 | 10 | 256 | 572042 | 1 | 5 | 173 | 576101 | 4-1 | 1 | 285 |
| 550567 | | 1 | 149 | 550680 | | 10 | 150 | 571042 | 1 | 5 | 171 | 572107 | 1 | 50 | 173 | 576110 | 4-1 | 1 | 285 |
| 550582 | 1-4 | 6 | 149 | 550689 | | 1 | 431 | 571042EX | 1 | 5 | 256 | 572109 | 1 | 50 | 173 | 576111 | 4-1 | 1 | 285 |
| 550583 | 4-1 | 6 | 149 | 550701 | | 1 | 431 | 571048 | 1 | 5 | 171 | 572111 | 1 | 50 | 173 | 576112 | 4-1 | 1 | 285 |
| 550585 | 4-1 | 1 | 149 | 550702 | | 1 | 431 | 571048EX | 1 | 5 | 256 | 572113 | 1 | 50 | 173 | 576113 | 4-1 | 1 | 285 |
| 550586 | 1-4 | 1 | 149 | 550703 | | 1 | 431 | 571107 | 1 | 50 | 171 | 572116 | 1 | 50 | 173 | 576200 | 1-4 | 1 | 285 |
| 550587 | 4-1 | 1 | 149 | 550704 | | 1 | 431 | 571109 | 1 | 50 | 171 | 572121 | 1 | 20 | 173 | 576201 | 1-4 | 1 | 285 |
| 550601 | | 5 | 148 | 550705 | | 1 | 431 | 571109EX | 1 | 50 | 256 | 572129 | 1 | 20 | 173 | 576202 | 4-1 | 1 | 285 |
| 550602 | | 5 | 148 | 550706 | | 1 | 431 | 571111 | 1 | 50 | 171 | 572136 | 1 | 10 | 173 | 576203 | 1-4 | 1 | 285 |
| 550603 | | 5 | 148 | 550707 | | 1 | 431 | 571111EX | 1 | 50 | 256 | 572142 | 1 | 5 | 173 | 576205 | 4-1 | 1 | 285 |
| 550604 | | 1 | 148 | 550731 | | 1 | 431 | 571113 | 1 | 50 | 171 | 572148 | 1 | 5 | 173 | 576206 | 1-4 | 1 | 285 |
| 550605 | | 1 | 148 | 550732 | | 1 | 431 | 571113EX | 1 | 50 | 256 | 572207 | | 50 | 173 | 576400 | 1-4 | 1 | 286 |
| 550606 | | 1 | 148 | 550733 | | 1 | 431 | 571116 | 1 | 50 | 171 | 572209 | | 50 | 173 | 576401 | 1-4 | 1 | 286 |
| 550607 | | 1 | 148 | 550734 | | 1 | 431 | 571116EX | 1 | 50 | 256 | 572211 | | 50 | 173 | 576600 | | 1 | 286 |
| 550611 | | 5 | 148 | 550735 | | 1 | 431 | 571121 | 1 | 20 | 171 | 572213 | | 50 | 173 | 576601 | | 1 | 286 |
| 550612 | | 5 | 148 | 550736 | | 1 | 431 | 571121EX | 1 | 20 | 256 | 572216 | | 50 | 173 | 576800 | 1-4 | 1 | 285 |

Certifications and marking of Palazzoli codes are in continuous development. Please visit the www.palazzoli.com website to view any updates.



| Palazzoli code | Marks | Pack Qty | Catalogue page | Palazzoli code | Marks | Pack Qty | Catalogue page | Palazzoli code | Marks | Pack Qty | Catalogue page | Palazzoli code | Marks | Pack Qty | Catalogue page | Palazzoli code | Marks | Pack Qty | Catalogue page |
|----------------|-------|----------|----------------|----------------|----------|----------|----------------|----------------|-------|----------|-----------------|----------------|-------|----------|---------------------|----------------|-------|----------|----------------|
| 579011 | | 1 | 48-85 | 579719 | | 1 | 87 | 580212 | | 1 | 171 | 58112EX | 1 | 50 | 257 | 582025 | 1-4 | 25 | 138-172 |
| 579012 | | 10 | 48-85-225 | 579721 | 8-1-4 | 1 | 83 | 580213 | | 1 | 171 | 581116 | 4-1 | 50 | 114-123-163-170 | 582032 | 1-4 | 20 | 138-172 |
| 579013 | | 1 | 47-85 | 579722 | 4-8-1 | 1 | 83 | 580230 | | 100 | 171 | 58116EX | 1 | 50 | 257 | 582041 | 1-4 | 10 | 138-172 |
| 579014 | | 1 | 47-85 | 579723 | 8-1-4 | 1 | 83 | 580231 | | 100 | 171 | 581120 | 4-1 | 50 | 114-123-163-170 | 582050 | 4-1 | 5 | 138-172 |
| 579400 | 4-1 | 1 | 87 | 579741 | 1-8-4 | 1 | 83 | 580232 | | 100 | 171 | 581120EX | 1 | 50 | 257 | 582112 | 4-1 | 100 | 172 |
| 579421 | 4-1 | 1 | 87 | 579742 | 4-8-1 | 1 | 83 | 580233 | | 50 | 171 | 581125 | 1-4 | 25 | 114-123-163-170 | 582112EX | 1 | 50 | 258 |
| 579422 | 1-4 | 1 | 87 | 579743 | 8-4-1 | 1 | 83 | 580234 | | 25 | 171 | 581125EX | 1 | 20 | 257 | 582116 | 4-1 | 50 | 172 |
| 579423 | 1-4 | 1 | 87 | 579744 | 8-4-1 | 1 | 83 | 580242 | | 5 | 430 | 581132 | 4-1 | 20 | 114-123-163-170 | 582116EX | 1 | 50 | 258 |
| 579451 | 4-1 | 1 | 83 | 579750 | 8-1-4 | 1 | 47 | 580243 | | 5 | 430 | 581132EX | 1 | 20 | 257 | 582120 | 4-1 | 50 | 172 |
| 579452 | 4-1 | 1 | 83 | 579751 | 4-1-8 | 1 | 47 | 580244 | | 1 | 430 | 581140 | 4-1 | 10 | 114-123-163-170 | 582120EX | 1 | 50 | 258 |
| 579453 | 1-4 | 1 | 83 | 579822 | 8-1-4-11 | 1 | 46 | 580250 | | 1 | 48-85-95 | 581140EX | 1 | 20 | 257 | 582125 | 1-4 | 25 | 172 |
| 579462 | 4-1 | 1 | 428 | 579823 | 4-1-8 | 1 | 46 | 580360EX | 1 | 1 | 258 | 581150 | 1-4 | 5 | 114-123-163-170 | 582125EX | 1 | 20 | 258 |
| 579500 | 1-4 | 1 | 94 | 579824 | 4-8-1-11 | 1 | 46 | 580361EX | 1 | 1 | 258 | 581150EX | 1 | 10 | 257 | 582132 | 4-1 | 20 | 172 |
| 579510 | 1-4 | 1 | 94 | 579826 | 8-4-1 | 1 | 46 | 580364EX | 1 | 1 | 258 | 581163 | 1-4 | 5 | 114-123-163-170 | 582132EX | 1 | 20 | 258 |
| 579582 | | 1 | 95 | 579828 | 11-1-4-8 | 1 | 46 | 580365EX | 1 | 1 | 258 | 581163EX | 1 | 5 | 257 | 582140EX | 1 | 20 | 258 |
| 579584 | | 1 | 95 | 579830 | 1 | 10 | 45 | 580394EX | 1 | 1 | 258 | 581212 | | 50 | 114-123-163-170-257 | 582141 | 1-4 | 10 | 172 |
| 579590 | | 1 | 428 | 579831 | 1-4 | 10 | 45 | 580395EX | 1 | 1 | 258 | 581216 | | 50 | 114-123-163-170-257 | 582150 | 4-1 | 5 | 172 |
| 579591 | | 1 | 95 | 579832 | 1 | 10 | 45 | 580396EX | 1 | 1 | 258 | 581220 | | 50 | 114-123-163-170-257 | 582150EX | 1 | 10 | 258 |
| 579592 | | 1 | 428 | 579840 | 1 | 5 | 45 | 580416EX | 1 | 1 | 258 | 581225 | | 50 | 114-123-163-170-257 | 582163 | 4-1 | 5 | 172 |
| 579602 | 1-4 | 1 | 94 | 579842 | | 1 | 47 | 580420EX | 1 | 1 | 258 | 581232 | | 50 | 114-123-163-170-257 | 582163EX | 1 | 5 | 258 |
| 579612 | 4-1 | 1 | 95 | 579843 | | 1 | 47 | 580425EX | 1 | 1 | 258 | 581240 | | 20 | 114-123-163-170-257 | 582212 | | 50 | 172-258 |
| 579620 | 1-4 | 1 | 94 | 579845 | 1 | 10 | 45 | 580432EX | 1 | 1 | 258 | 581250 | | 10 | 114-123-163-170-257 | 582216 | | 50 | 172-258 |
| 579621 | 1-4 | 1 | 94 | 579846 | | 1 | 428 | 580440EX | 1 | 1 | 258 | 581263 | | 5 | 114-123-163-170-257 | 582220 | | 50 | 172-258 |
| 579622 | 1-4 | 1 | 87 | 579847 | 4-1 | 10 | 45-50 | 580450EX | 1 | 1 | 258 | 581312 | | 1 | 170 | 582225 | | 25 | 172-258 |
| 579623 | 4-1 | 1 | 87 | 579848 | | 1 | 45 | 580463EX | 1 | 1 | 258 | 581312EX | | 1 | 257 | 582232 | | 20 | 172-258 |
| 579631 | 1-4 | 1 | 87 | 579849 | | 1 | 45 | 581012 | 4-1 | 100 | 170 | 581316 | | 1 | 170 | 582240 | | 10 | 172-258 |
| 579640 | 4-1 | 1 | 94 | 579850 | | 1 | 47-85 | 581012EX | 1 | 50 | 257 | 581316EX | | 1 | 257 | 582250 | | 10 | 172-258 |
| 579641 | 1-4 | 1 | 94 | 579852 | 4-1 | 1 | 46 | 581016 | 4-1 | 50 | 170 | 581320 | | 1 | 170 | 582263 | | 5 | 172-258 |
| 579642 | 4-1 | 1 | 94 | 579853 | 1-4 | 1 | 46 | 581016EX | 1 | 50 | 257 | 581325 | | 1 | 170 | 582312 | | 100 | 172 |
| 579702 | 4-8-1 | 1 | 47 | 579854 | 1-4 | 1 | 46 | 581020 | 4-1 | 50 | 170 | 581325EX | | 1 | 257 | 582316 | | 100 | 172 |
| 579703 | 8-1-4 | 1 | 47 | 579860 | 1-4 | 1 | 45-50 | 581020EX | 1 | 50 | 257 | 58132EX0 | | 1 | 257 | 582320 | | 100 | 172 |
| 579708 | 4-1 | 1 | 84 | 579863 | 4-1-8 | 1 | 46 | 581025 | 4-1 | 25 | 170 | 581332 | | 1 | 170 | 582325 | | 100 | 172 |
| 579709 | 1-4 | 1 | 84 | 579865 | 8-1-4 | 1 | 46 | 581025EX | 1 | 20 | 257 | 581332EX | | 1 | 257 | 582332 | | 50 | 172 |
| 579710 | 8-4-1 | 1 | 84 | 579901 | | 1 | 95 | 581032 | 1-4 | 20 | 170 | 581340 | | 1 | 170 | 582340 | | 50 | 172 |
| 579711 | 4-8-1 | 1 | 84 | 579902 | | 1 | 87 | 581032EX | 1 | 20 | 257 | 581340EX | | 1 | 257 | 582350 | | 25 | 172 |
| 579712 | 1-4-8 | 1 | 84 | 579904 | | 20 | 48-85 | 581040 | 4-1 | 10 | 170 | 581350 | | 1 | 170 | 582363 | | 25 | 172 |
| 579713 | | 1 | 82 | 579910 | | 1 | 87 | 581040EX | 1 | 20 | 257 | 581350EX | | 1 | 257 | 585408 | 1 | 10 | 293-426 |
| 579714 | | 1 | 82 | 579920 | | 1 | 87 | 581050 | 4-1 | 5 | 170 | 581363 | | 1 | 170 | 585412 | 1 | 10 | 293-426 |
| 579715 | 1 | 1 | 80 | 580051 | | 5 | 432 | 581050EX | 1 | 10 | 257 | 581363EX | | 1 | 257 | 585415 | 1 | 10 | 293-426 |
| 579716 | | 1 | 82 | 580052 | | 5 | 432 | 581063 | 1-4 | 5 | 170 | 582012 | 4-1 | 100 | 138-172 | 585480 | 1 | 10 | 293-426 |
| 579717 | | 1 | 82 | 580054 | | 5 | 432 | 581063EX | 1 | 5 | 257 | 582016 | 4-1 | 50 | 138-172 | 585490 | | 10 | 293-426 |
| 579718 | | 1 | 93 | 580211 | | 1 | 171 | 581112 | 4-1 | 100 | 114-123-163-170 | 582020 | 4-1 | 50 | 138-172 | 590002 | | 5 | 432 |



| Palazzoli code | Marks | Pack Qty | Catalogue page | Palazzoli code | Marks | Pack Qty | Catalogue page | Palazzoli code | Marks | Pack Qty | Catalogue page | Palazzoli code | Marks | Pack Qty | Catalogue page | Palazzoli code | Marks | Pack Qty | Catalogue page |
|----------------|-------|----------|----------------|----------------|-------|----------|----------------|----------------|-------|----------|----------------|----------------|-------|----------|----------------|----------------|-----------|----------|----------------|
| 590004 | | 1 | 432 | 614102 | 4-1 | 1 | 219 | 630013 | 4-1 | 24 | 50 | 641216 | 1 | 1 | 432 | 676003 | 4-1 | 1 | 227 |
| 590020 | 4-1 | 5 | 204 | 614103 | 1-4 | 1 | 219 | 630021 | | 20 | 51 | 643216 | 1 | 10 | 432 | 676004 | 4-1 | 1 | 227 |
| 590021 | | 1 | 209 | 614104 | 1-4 | 1 | 219 | 630022 | | 8 | 51 | 644001 | 1-4 | 1 | 214 | 676101 | 4-1 | 1 | 227 |
| 590025 | 4-1 | 1 | 204 | 614105 | 1-4 | 1 | 219 | 630030 | 4-1 | 16 | 52 | 644002 | 1-4 | 1 | 214 | 676102 | 1-4 | 1 | 227 |
| 6 | | | | 614106 | 1-4 | 1 | 219 | 630031 | 1-4 | 16 | 52 | 644003 | 4-1 | 1 | 214 | 677001 | 4-1 | 1 | 227 |
| 601532 | 1-4 | 1 | 222 | 614107 | 1-4 | 1 | 219 | 630035 | 4-1 | 16 | 53 | 644004 | 1-4 | 1 | 214 | 677002 | 4-1 | 1 | 227 |
| 601540 | | 1 | 215 | 615001 | 1-4 | 1 | 220 | 630036 | 1-4 | 20 | 53 | 644005 | 1-4 | 1 | 214 | 677003 | 1-4 | 1 | 227 |
| 601563 | 4-1 | 1 | 222 | 615002 | 4-1 | 1 | 220 | 630040 | 1 | 16 | 53 | 644006 | 1-4 | 1 | 214 | 677004 | 4-1 | 1 | 227 |
| 601632 | 1-4 | 1 | 222 | 615003 | 4-1 | 1 | 220 | 630041 | 1 | 16 | 53 | 644010 | 4-1 | 1 | 214 | 677101 | 4-1 | 1 | 227 |
| 601663 | 1-4 | 1 | 222 | 615004 | 4-1 | 1 | 220 | 630042 | 1 | 16 | 53 | 644101 | 4-1 | 1 | 214 | 677102 | 4-1 | 1 | 227 |
| 604101 | 4-1 | 1 | 220 | 615005 | 1-4 | 1 | 220 | 630050 | 1 | 16 | 51 | 644102 | 4-1 | 1 | 214 | 678001 | 1-4 | 1 | 227 |
| 604102 | 1-4 | 1 | 220 | 615101 | 4-1 | 1 | 219 | 630051 | 1 | 8 | 51 | 644103 | 1-4 | 1 | 214 | 678002 | 1-4 | 1 | 227 |
| 604103 | 1-4 | 1 | 220 | 615102 | 4-1 | 1 | 219 | 630052 | 1 | 8 | 51 | 644104 | 4-1 | 1 | 214 | 678101 | 4-1 | 1 | 227 |
| 604104 | 4-1 | 1 | 220 | 615103 | 1-4 | 1 | 219 | 630053 | 1 | 8 | 52 | 644105 | 4-1 | 1 | 214 | 678102 | 1-4 | 1 | 227 |
| 604105 | 4-1 | 1 | 220 | 615104 | 4-1 | 1 | 219 | 630054 | 1 | 8 | 52 | 644106 | 4-1 | 1 | 214 | 685001 | 4-1 | 1 | 227 |
| 604106 | 4-1 | 1 | 220 | 615105 | 4-1 | 1 | 219 | 630055 | 1 | 8 | 51 | 644110 | 4-1 | 1 | 214 | 685002 | 1-4 | 1 | 227 |
| 604107 | 4-1 | 1 | 220 | 615106 | 4-1 | 1 | 219 | 630056 | 1-4 | 8 | 51 | 658529 | | 1 | 53 | 686001 | 1-4 | 1 | 227 |
| 604108 | 1-4 | 1 | 220 | 615107 | 4-1 | 1 | 219 | 630058 | | 16 | 51 | 670010 | 4-1 | 1 | 225 | 686002 | 4-1 | 1 | 227 |
| 605101 | 4-1 | 1 | 220 | 616001 | 1-4 | 1 | 220 | 630070 | 1 | 16 | 53 | 670011 | 1-4 | 1 | 225 | 686003 | 4-1 | 1 | 227 |
| 605102 | 1-4 | 1 | 220 | 616002 | 1-4 | 1 | 220 | 630071 | 1 | 16 | 53 | 670012 | 1-4 | 1 | 225 | 686004 | 1-4 | 1 | 227 |
| 605103 | 4-1 | 1 | 220 | 616003 | 1-4 | 1 | 220 | 630080 | 1 | 20 | 53 | 670013 | 1-4 | 1 | 225 | 687001 | 4-1 | 1 | 227 |
| 605104 | 1-4 | 1 | 220 | 616004 | 1-4 | 1 | 220 | 630081 | 1 | 20 | 53 | 670030 | 4-1 | 1 | 224 | 687002 | 4-1 | 1 | 227 |
| 605105 | 4-1 | 1 | 220 | 616005 | 1-4 | 1 | 220 | 630082 | 1 | 20 | 53 | 670031 | 4-1 | 1 | 224 | 687003 | 4-1 | 1 | 227 |
| 605106 | 4-1 | 1 | 220 | 616006 | 4-1 | 1 | 220 | 630085 | 1 | 4 | 53 | 670032 | 1-4 | 1 | 224 | 687004 | 4-1 | 1 | 227 |
| 605107 | 1-4 | 1 | 220 | 616007 | 1-4 | 1 | 220 | 630090 | | 100 | 53 | 670033 | 1-4 | 1 | 224 | 688001 | 4-1 | 1 | 227 |
| 605108 | 1-4 | 1 | 220 | 616008 | 4-1 | 1 | 220 | 630091 | 1 | 200 | 53 | 670040 | 4-1 | 1 | 224 | 688002 | 4-1 | 1 | 227 |
| 606101 | 1-4 | 1 | 220 | 616009 | 4-1 | 1 | 220 | 634001 | 1-4 | 1 | 215 | 670041 | 1-4 | 1 | 224 | 7 | | | |
| 606102 | 1-4 | 1 | 220 | 616101 | 4-1 | 1 | 219 | 634002 | 4-1 | 1 | 215 | 670042 | 1-4 | 1 | 224 | 700124 | 4-2-1-2-8 | 10 | 36 |
| 606103 | 4-1 | 1 | 220 | 616102 | 1-4 | 1 | 219 | 634004 | 1-4 | 1 | 215 | 670043 | 1-4 | 1 | 224 | 700126 | 2-1-8-2-4 | 40 | 36 |
| 606104 | 4-1 | 1 | 220 | 616103 | 1-4 | 1 | 219 | 634005 | 4-1 | 1 | 215 | 670044 | 4-1 | 1 | 224 | 700129 | 2-8-1-4-2 | 5 | 36 |
| 606105 | 1-4 | 1 | 220 | 616104 | 1-4 | 1 | 219 | 634006 | 4-1 | 1 | 215 | 670060 | 1-4 | 1 | 224 | 700134 | 2-4-8-2-1 | 5 | 36 |
| 606106 | 1-4 | 1 | 220 | 616105 | 1-4 | 1 | 219 | 634010 | 1-4 | 1 | 215 | 670061 | 4-1 | 1 | 224 | 700136 | 1-4-2-2-8 | 30 | 36 |
| 606107 | 1-4 | 1 | 220 | 616106 | 4-1 | 1 | 219 | 634100 | 4-8-1 | 1 | 215 | 670062 | 4-1 | 1 | 224 | 700139 | 2-8-1-2-4 | 5 | 36 |
| 606108 | 4-1 | 1 | 220 | 616107 | 1-4 | 1 | 219 | 634101 | 1-4 | 1 | 215 | 670063 | 1-4 | 1 | 224 | 700144 | 4-2-2-1-8 | 5 | 36 |
| 610012 | 1-4 | 1 | 219 | 616108 | 1-4 | 1 | 219 | 634102 | 4-1 | 1 | 215 | 670130 | 4-1 | 1 | 225 | 700146 | 2-8-4-2-1 | 20 | 36 |
| 610606 | 4-1 | 1 | 219 | 616109 | 4-1 | 1 | 219 | 634104 | 1-4 | 1 | 215 | 670140 | 4-1 | 1 | 225 | 700149 | 4-2-2-8-1 | 5 | 36 |
| 614001 | 1-4 | 1 | 220 | 616110 | 1-4 | 1 | 219 | 634105 | 4-1 | 1 | 215 | 675001 | 1-4 | 1 | 227 | 700224 | 2-2-1-8-4 | 5 | 36 |
| 614002 | 4-1 | 1 | 220 | 630001 | 1-4 | 36 | 50 | 634106 | 4-1 | 1 | 215 | 675002 | 1-4 | 1 | 227 | 700226 | 1-4-2-8-2 | 5 | 36 |
| 614003 | 4-1 | 1 | 220 | 630002 | 4-1 | 36 | 50 | 634110 | 4-1 | 1 | 215 | 675101 | 4-1 | 1 | 227 | 700229 | 4-2-8-2-1 | 5 | 36 |
| 614004 | 1-4 | 1 | 220 | 630003 | 4-1 | 24 | 50 | 638040 | 1-4 | 1 | 215 | 675102 | 4-1 | 1 | 227 | 700234 | 2-2-4-8-1 | 5 | 36 |
| 614005 | 4-1 | 1 | 220 | 630011 | 4-1 | 30 | 50 | 638041 | 4-1 | 1 | 215 | 676001 | 1-4 | 1 | 227 | 700236 | 8-4-2-2-1 | 20 | 36 |
| 614101 | 4-1 | 1 | 219 | 630012 | 1-4 | 30 | 50 | 638042 | 1-4 | 1 | 215 | 676002 | 4-1 | 1 | 227 | 700239 | 4-1-2-2-8 | 5 | 36 |

Certifications and marking of Palazzoli codes are in continuous development. Please visit the www.palazzoli.com website to view any updates.



| Palazzoli code | Marks | Pack Qty | Catalogue page | Palazzoli code | Marks | Pack Qty | Catalogue page | Palazzoli code | Marks | Pack Qty | Catalogue page | Palazzoli code | Marks | Pack Qty | Catalogue page | Palazzoli code | Marks | Pack Qty | Catalogue page |
|----------------|-----------|----------|----------------|----------------|-----------|----------|----------------|----------------|--------|----------|----------------|----------------|--------|----------|----------------|----------------|-------|----------|----------------|
| 700244 | 2-8-2-4-1 | 5 | 36 | 720249 | 8-2-2-4-1 | 5 | 36 | 760129 | 8-4-1 | 1 | 60 | 760324EX | 1-6-10 | 1 | 239 | 762226 | 8-4-1 | 1 | 60 |
| 700246 | 1-8-2-2-4 | 20 | 36 | 725124 | 8-1-4 | 10 | 36 | 760129EX | 6-1-10 | 1 | 239 | 760326 | 8-1-4 | 1 | 60 | 762236 | 4-8-1 | 1 | 60 |
| 700249 | 2-1-4-8-2 | 5 | 36 | 725126 | 1-4-8 | 10 | 36 | 760134 | 8-4-1 | 1 | 60 | 760326EX | 6-10-1 | 1 | 239 | 762246 | 8-1-4 | 1 | 60 |
| 705124 | 4-1-8 | 10 | 36 | 725136 | 4-8-1 | 10 | 36 | 760134EX | 6-10-1 | 1 | 239 | 760329 | 4-8-1 | 1 | 60 | 762336 | 1-8-4 | 1 | 60 |
| 705126 | 8-4-1 | 10 | 36 | 725146 | 4-8-1 | 10 | 36 | 760136 | 1-4-8 | 10 | 60 | 760329EX | 1-6-10 | 1 | 239 | 762346 | 1-8-4 | 1 | 60 |
| 705136 | 8-1-4 | 10 | 36 | 725226 | 4-1-8 | 5 | 36 | 760136EX | 1-6-10 | 1 | 239 | 760334 | 8-1-4 | 1 | 60 | 762436 | 1-4-8 | 1 | 60 |
| 705146 | 8-1-4 | 10 | 36 | 725236 | 8-4-1 | 5 | 36 | 760137 | 1-4-8 | 1 | 60 | 760334EX | 6-1-10 | 1 | 239 | 762446 | 8-1-4 | 1 | 60 |
| 705226 | 4-1-8 | 5 | 36 | 725246 | 4-8-1 | 5 | 36 | 760137EX | 6-1-10 | 1 | 239 | 760336 | 4-1-8 | 1 | 60 | 763124 | 1-8-4 | 1 | 60 |
| 705236 | 1-8-4 | 5 | 36 | 730124 | 1-4-8 | 10 | 37 | 760139 | 4-1-8 | 1 | 60 | 760336EX | 1-10-6 | 1 | 239 | 763126 | 1-8-4 | 1 | 60 |
| 705246 | 4-8-1 | 5 | 36 | 730126 | 4-8-1 | 20 | 37 | 760139EX | 6-1-10 | 1 | 239 | 760337 | 8-4-1 | 1 | 60 | 763136 | 8-4-1 | 1 | 60 |
| 710124 | 4-1-8 | 10 | 37 | 730136 | 1-4-8 | 15 | 37 | 760144 | 1-8-4 | 1 | 60 | 760337EX | 10-1-6 | 1 | 239 | 763146 | 4-1-8 | 1 | 60 |
| 710126 | 8-1-4 | 30 | 37 | 730146 | 4-1-8 | 15 | 37 | 760144EX | 6-1-10 | 1 | 239 | 760339 | 8-1-4 | 1 | 60 | 763224 | 4-1-8 | 1 | 60 |
| 710136 | 4-8-1 | 20 | 37 | 730224 | 1-8-4 | 6 | 37 | 760146 | 8-1-4 | 10 | 60 | 760339EX | 10-1-6 | 1 | 239 | 763226 | 4-8-1 | 1 | 60 |
| 710146 | 1-8-4 | 15 | 37 | 730226 | 1-4-8 | 6 | 37 | 760146EX | 1-10-6 | 1 | 239 | 760344 | 8-1-4 | 1 | 60 | 763236 | 4-8-1 | 1 | 60 |
| 710156 | 1-4 | 1 | 37 | 730236 | 8-1-4 | 10 | 37 | 760147 | 1-4-8 | 1 | 60 | 760344EX | 1-10-6 | 1 | 239 | 763246 | 8-1-4 | 1 | 60 |
| 710166 | 4-1 | 1 | 37 | 730246 | 8-1-4 | 10 | 37 | 760147EX | 1-6-10 | 1 | 239 | 760346 | 4-1-8 | 1 | 60 | 763336 | 4-8-1 | 1 | 60 |
| 710224 | 1-8-4 | 6 | 37 | 730326 | 4-8-1 | 2 | 37 | 760149 | 1-8-4 | 1 | 60 | 760346EX | 10-6-1 | 1 | 239 | 763346 | 8-1-4 | 1 | 60 |
| 710226 | 1-8-4 | 6 | 37 | 730336 | 1-4-8 | 5 | 37 | 760149EX | 6-10-1 | 1 | 239 | 760347 | 1-4-8 | 1 | 60 | 763436 | 8-4-1 | 1 | 60 |
| 710236 | 1-4-8 | 15 | 37 | 730346 | 4-8-1 | 5 | 37 | 760224 | 1-8-4 | 1 | 60 | 760347EX | 6-10-1 | 1 | 239 | 763446 | 8-1-4 | 1 | 60 |
| 710246 | 4-1-8 | 10 | 37 | 740001 | 4-1 | 10 | 38 | 760224EX | 6-1-10 | 1 | 239 | 760349 | 4-1-8 | 1 | 60 | 766124 | 1-4-8 | 1 | 60 |
| 710256 | 1-4 | 1 | 37 | 740002 | 4-1 | 10 | 38 | 760226 | 1-8-4 | 1 | 60 | 760349EX | 1-10-6 | 1 | 239 | 766126 | 8-4-1 | 1 | 60 |
| 710266 | 1-4 | 1 | 37 | 740003 | 1-4 | 10 | 38 | 760226EX | 6-1-10 | 1 | 239 | 760434 | 8-1-4 | 1 | 60 | 766136 | 4-1-8 | 1 | 60 |
| 710326 | 4-8-1 | 2 | 37 | 740101 | 1-4 | 10 | 38 | 760229 | 4-8-1 | 1 | 60 | 760436 | 8-4-1 | 1 | 60 | 766146 | 1-8-4 | 1 | 60 |
| 710336 | 8-4-1 | 5 | 37 | 750530 | 1-8 | 1 | 70-140 | 760229EX | 10-1-6 | 1 | 239 | 760437 | 4-8-1 | 1 | 60 | 766224 | 1-4-8 | 1 | 60 |
| 710346 | 1-4-8 | 5 | 37 | 750550 | 8-1 | 1 | 70-140 | 760233 | 4-1-8 | 1 | 60-290 | 760439 | 8-4-1 | 1 | 60 | 766226 | 4-8-1 | 1 | 60 |
| 720124 | 8-2-2-4-1 | 5 | 36 | 750650 | 1-8 | 1 | 70-140 | 760234 | 4-8-1 | 1 | 60 | 760444 | 1-8-4 | 1 | 60 | 766236 | 1-8-4 | 1 | 60 |
| 720126 | 1-4-8-2-2 | 30 | 36 | 750750 | 8-1 | 1 | 70-140 | 760234EX | 6-10-1 | 1 | 239 | 760446 | 4-8-1 | 1 | 60 | 766246 | 1-4-8 | 1 | 60 |
| 720129 | 1-8-2-2-4 | 5 | 36 | 751530 | 8-1 | 1 | 70 | 760236 | 1-8-4 | 5 | 60 | 760447 | 1-8-4 | 1 | 60 | 766336 | 8-4-1 | 1 | 60 |
| 720134 | 2-8-2-1-4 | 5 | 36 | 751550 | 8-1 | 1 | 70 | 760236EX | 6-10-1 | 1 | 239 | 760449 | 1-4-8 | 1 | 60 | 766346 | 1-4-8 | 1 | 60 |
| 720136 | 8-2-2-4-1 | 20 | 36 | 751650 | 8-1 | 1 | 70 | 760237 | 1-4-8 | 1 | 60 | 760530 | 1-8 | 1 | 70 | 766436 | 4-1-8 | 1 | 60 |
| 720139 | 4-1-8-2-2 | 5 | 36 | 751750 | 8-1 | 1 | 70 | 760237EX | 6-1-10 | 1 | 239 | 760550 | 8-1 | 1 | 70 | 766446 | 1-4-8 | 1 | 60 |
| 720144 | 1-4-8-2-2 | 5 | 36 | 752126 | 1-4 | 1 | 38 | 760239 | 8-1-4 | 1 | 60 | 760650 | 8-1 | 1 | 70 | 769120 | 1-4 | 1 | 61 |
| 720146 | 8-1-2-2-4 | 20 | 36 | 752136 | 4-1 | 1 | 38 | 760239EX | 10-1-6 | 1 | 239 | 760750 | 8-1 | 1 | 70 | 769121 | 1-4 | 1 | 61 |
| 720149 | 2-8-4-1-2 | 5 | 36 | 752146 | 4-1 | 1 | 38 | 760244 | 4-8-1 | 1 | 60 | 761530 | 8-1 | 1 | 70 | 769122 | 1-4 | 1 | 61 |
| 720224 | 1-4-8-2-2 | 5 | 36 | 753126 | 1-4 | 1 | 38 | 760244EX | 6-1-10 | 1 | 239 | 761550 | 1-8 | 1 | 70 | 769123 | 1-4 | 1 | 61 |
| 720226 | 4-1-2-2-8 | 5 | 36 | 753136 | 1-4 | 1 | 38 | 760246 | 1-4-8 | 5 | 60 | 761650 | 1-8 | 1 | 70 | 769124 | 4-8-1 | 1 | 61 |
| 720229 | 8-4-2-1-2 | 5 | 36 | 753146 | 1-4 | 1 | 38 | 760246EX | 10-6-1 | 1 | 239 | 761750 | 1-8 | 1 | 70 | 769126 | 4-1-8 | 1 | 61 |
| 720234 | 1-4-2-8-2 | 5 | 36 | 753236 | 4-1 | 1 | 38 | 760247 | 8-1-4 | 1 | 60 | 762124 | 8-4-1 | 1 | 60 | 769127 | 8-4-1 | 1 | 61 |
| 720236 | 2-8-4-2-1 | 15 | 36 | 760124 | 4-1-8 | 1 | 60 | 760247EX | 10-6-1 | 1 | 239 | 762126 | 1-8-4 | 1 | 60 | 769128 | 4-1 | 1 | 61 |
| 720239 | 2-1-8-4-2 | 5 | 36 | 760124EX | 10-1-6 | 1 | 239 | 760249 | 4-1-8 | 1 | 60 | 762136 | 4-8-1 | 1 | 60 | 769129 | 8-1-4 | 1 | 61 |
| 720244 | 8-1-2-4-2 | 5 | 36 | 760126 | 8-1-4 | 10 | 60 | 760249EX | 10-6-1 | 1 | 239 | 762146 | 4-8-1 | 1 | 60 | 769130 | 1-4 | 1 | 61 |
| 720246 | 8-2-4-1-2 | 15 | 36 | 760126EX | 10-1-6 | 1 | 239 | 760324 | 4-1-8 | 1 | 60 | 762224 | 8-1-4 | 1 | 60 | 769131 | 4-1-8 | 1 | 61 |



| Palazzoli code | Marks | Pack Qty | Catalogue page | Palazzoli code | Marks | Pack Qty | Catalogue page | Palazzoli code | Marks | Pack Qty | Catalogue page | Palazzoli code | Marks | Pack Qty | Catalogue page | Palazzoli code | Marks | Pack Qty | Catalogue page |
|----------------|-------|----------|----------------|----------------|-------|----------|----------------|----------------|-------|----------|----------------|----------------|-------|----------|----------------|----------------|-------|----------|----------------|
| 769132 | 1-4 | 1 | 61 | 769246 | 1-8-4 | 1 | 61 | 769432 | 8-1-4 | 1 | 61 | 770329 | 1-8-4 | 1 | 62 | 772329 | 4-8-1 | 1 | 62 |
| 769133 | 4-1-8 | 1 | 61 | 769247 | 4-1-8 | 1 | 61 | 769433 | 8-1-4 | 1 | 61 | 770334 | 4-1-8 | 1 | 62 | 772334 | 4-1-8 | 1 | 62 |
| 769134 | 8-4-1 | 1 | 61 | 769249 | 4-1-8 | 1 | 61 | 769434 | 8-1-4 | 1 | 61 | 770336 | 4-8-1 | 1 | 62 | 772336 | 8-1-4 | 1 | 62 |
| 769135 | 4-1-8 | 1 | 61 | 769320 | 1-4 | 1 | 61 | 769435 | 1-8-4 | 1 | 61 | 770337 | 1-8-4 | 1 | 62 | 772337 | 8-1-4 | 1 | 62 |
| 769136 | 4-8-1 | 1 | 61 | 769321 | 1-4 | 1 | 61 | 769436 | 4-8-1 | 1 | 61 | 770339 | 4-8-1 | 1 | 62 | 772339 | 1-4-8 | 1 | 62 |
| 769137 | 8-4-1 | 1 | 61 | 769322 | 1-4 | 1 | 61 | 769437 | 8-4-1 | 1 | 61 | 770344 | 4-1-8 | 1 | 62 | 772344 | 1-8-4 | 1 | 62 |
| 769138 | 4-1 | 1 | 61 | 769323 | 4-1 | 1 | 61 | 769438 | 8-4-1 | 1 | 61 | 770346 | 8-4-1 | 1 | 62 | 772346 | 8-4-1 | 1 | 62 |
| 769139 | 8-4-1 | 1 | 61 | 769324 | 4-8-1 | 1 | 61 | 769439 | 1-4-8 | 1 | 61 | 770347 | 4-1-8 | 1 | 62 | 772347 | 4-8-1 | 1 | 62 |
| 769140 | 1-4 | 1 | 61 | 769326 | 1-4-8 | 1 | 61 | 769440 | 1-4-8 | 1 | 61 | 770349 | 1-8-4 | 1 | 62 | 772349 | 8-1-4 | 1 | 62 |
| 769141 | 8-1-4 | 1 | 61 | 769327 | 4-1-8 | 1 | 61 | 769441 | 4-1-8 | 1 | 61 | 770434 | 1-8-4 | 1 | 62 | 772434 | 8-1-4 | 1 | 62 |
| 769142 | 1-4 | 1 | 61 | 769328 | 1-4 | 1 | 61 | 769442 | 4-1-8 | 1 | 61 | 770436 | 4-8-1 | 1 | 62 | 772436 | 1-8-4 | 1 | 62 |
| 769143 | 8-4-1 | 1 | 61 | 769329 | 4-8-1 | 1 | 61 | 769443 | 1-4-8 | 1 | 61 | 770437 | 8-4-1 | 1 | 62 | 772437 | 1-8-4 | 1 | 62 |
| 769144 | 8-4-1 | 1 | 61 | 769330 | 1-4 | 1 | 61 | 769444 | 1-8-4 | 1 | 61 | 770439 | 4-8-1 | 1 | 62 | 772439 | 4-1-8 | 1 | 62 |
| 769145 | 1-8-4 | 1 | 61 | 769331 | 8-4-1 | 1 | 61 | 769445 | 4-8-1 | 1 | 61 | 770444 | 8-1-4 | 1 | 62 | 772444 | 1-8-4 | 1 | 62 |
| 769146 | 8-1-4 | 1 | 61 | 769332 | 1-4 | 1 | 61 | 769446 | 4-8-1 | 1 | 61 | 770446 | 8-1-4 | 1 | 62 | 772446 | 1-8-4 | 1 | 62 |
| 769147 | 1-8-4 | 1 | 61 | 769333 | 1-8-4 | 1 | 61 | 769447 | 8-1-4 | 1 | 61 | 770447 | 8-1-4 | 1 | 62 | 772447 | 8-1-4 | 1 | 62 |
| 769149 | 8-4-1 | 1 | 61 | 769334 | 4-1-8 | 1 | 61 | 769449 | 1-8-4 | 1 | 61 | 770449 | 8-4-1 | 1 | 62 | 772449 | 1-4-8 | 1 | 62 |
| 769220 | 1-4 | 1 | 61 | 769335 | 1-4-8 | 1 | 61 | 770124 | 8-4-1 | 1 | 62 | 772124 | 4-8-1 | 1 | 62 | 773124 | 8-4-1 | 1 | 63 |
| 769221 | 4-1 | 1 | 61 | 769336 | 4-8-1 | 1 | 61 | 770126 | 4-1-8 | 10 | 62 | 772126 | 4-1-8 | 10 | 62 | 773126 | 4-1-8 | 10 | 63 |
| 769222 | 4-1 | 1 | 61 | 769337 | 1-8-4 | 1 | 61 | 770129 | 8-4-1 | 1 | 62 | 772129 | 8-1-4 | 1 | 62 | 773129 | 4-1-8 | 1 | 63 |
| 769223 | 4-1 | 1 | 61 | 769338 | 1-4 | 1 | 61 | 770134 | 1-8-4 | 1 | 62 | 772134 | 1-8-4 | 1 | 62 | 773134 | 4-8-1 | 1 | 63 |
| 769224 | 8-1-4 | 1 | 61 | 769339 | 4-8-1 | 1 | 61 | 770136 | 4-1-8 | 10 | 62 | 772136 | 4-1-8 | 1 | 62 | 773136 | 8-4-1 | 1 | 63 |
| 769226 | 1-4-8 | 1 | 61 | 769340 | 1-4 | 1 | 61 | 770137 | 8-4-1 | 1 | 62 | 772137 | 8-4-1 | 1 | 62 | 773137 | 8-1-4 | 1 | 63 |
| 769227 | 4-8-1 | 1 | 61 | 769341 | 4-1-8 | 1 | 61 | 770139 | 4-8-1 | 1 | 62 | 772139 | 4-8-1 | 1 | 62 | 773139 | 4-8-1 | 1 | 63 |
| 769228 | 4-1 | 1 | 61 | 769342 | 4-1 | 1 | 61 | 770144 | 8-4-1 | 1 | 62 | 772144 | 4-1-8 | 1 | 62 | 773144 | 1-8-4 | 1 | 63 |
| 769229 | 8-1-4 | 1 | 61 | 769343 | 4-1-8 | 1 | 61 | 770146 | 8-1-4 | 10 | 62 | 772146 | 8-4-1 | 1 | 62 | 773146 | 4-8-1 | 1 | 63 |
| 769230 | 1-4 | 1 | 61 | 769344 | 8-1-4 | 1 | 61 | 770147 | 1-8-4 | 1 | 62 | 772147 | 1-8-4 | 1 | 62 | 773147 | 8-4-1 | 1 | 63 |
| 769231 | 8-1-4 | 1 | 61 | 769345 | 1-8-4 | 1 | 61 | 770149 | 1-4-8 | 1 | 62 | 772149 | 8-1-4 | 1 | 62 | 773149 | 4-8-1 | 1 | 63 |
| 769232 | 1-4 | 1 | 61 | 769346 | 8-4-1 | 1 | 61 | 770224 | 1-4-8 | 1 | 62 | 772224 | 1-4-8 | 1 | 62 | 773224 | 4-8-1 | 1 | 63 |
| 769233 | 8-4-1 | 1 | 61 | 769347 | 8-1-4 | 1 | 61 | 770226 | 8-4-1 | 1 | 62 | 772226 | 8-1-4 | 1 | 62 | 773226 | 4-1-8 | 1 | 63 |
| 769234 | 4-8-1 | 1 | 61 | 769349 | 8-4-1 | 1 | 61 | 770229 | 1-4-8 | 1 | 62 | 772229 | 4-8-1 | 1 | 62 | 773229 | 4-8-1 | 1 | 63 |
| 769235 | 1-8-4 | 1 | 61 | 769420 | 8-1-4 | 1 | 61 | 770233 | 1-4 | 1 | 62-290 | 772233 | 1-4-8 | 1 | 62-290 | 773233 | 4-8-1 | 1 | 63 |
| 769236 | 8-4-1 | 1 | 61 | 769421 | 4-8-1 | 1 | 61 | 770234 | 1-8-4 | 1 | 62 | 772234 | 8-4-1 | 1 | 62 | 773234 | 8-1-4 | 1 | 63 |
| 769237 | 8-1-4 | 1 | 61 | 769422 | 1-8-4 | 1 | 61 | 770236 | 1-4-8 | 5 | 62 | 772236 | 4-1-8 | 1 | 62 | 773236 | 8-1-4 | 1 | 63 |
| 769238 | 4-1 | 1 | 61 | 769423 | 4-1-8 | 1 | 61 | 770237 | 8-1-4 | 1 | 62 | 772237 | 1-8-4 | 1 | 62 | 773237 | 4-1-8 | 1 | 63 |
| 769239 | 8-1-4 | 1 | 61 | 769424 | 4-1-8 | 1 | 61 | 770239 | 8-1-4 | 1 | 62 | 772239 | 1-4-8 | 1 | 62 | 773239 | 8-4-1 | 1 | 63 |
| 769240 | 1-4 | 1 | 61 | 769426 | 4-8-1 | 1 | 61 | 770244 | 1-8-4 | 1 | 62 | 772244 | 1-8-4 | 1 | 62 | 773244 | 1-4-8 | 1 | 63 |
| 769241 | 4-1-8 | 1 | 61 | 769427 | 4-8-1 | 1 | 61 | 770246 | 1-8-4 | 5 | 62 | 772246 | 4-1-8 | 1 | 62 | 773246 | 1-8-4 | 1 | 63 |
| 769242 | 1-4 | 1 | 61 | 769428 | 8-4-1 | 1 | 61 | 770247 | 1-8-4 | 1 | 62 | 772247 | 1-4-8 | 1 | 62 | 773247 | 8-1-4 | 1 | 63 |
| 769243 | 4-8-1 | 1 | 61 | 769429 | 4-8-1 | 1 | 61 | 770249 | 1-4-8 | 1 | 62 | 772249 | 4-8-1 | 1 | 62 | 773249 | 8-1-4 | 1 | 63 |
| 769244 | 8-4-1 | 1 | 61 | 769430 | 4-8-1 | 1 | 61 | 770324 | 1-4-8 | 1 | 62 | 772324 | 8-1-4 | 1 | 62 | 773324 | 4-8-1 | 1 | 63 |
| 769245 | 8-4-1 | 1 | 61 | 769431 | 8-4-1 | 1 | 61 | 770326 | 8-4-1 | 1 | 62 | 772326 | 8-4-1 | 1 | 62 | 773326 | 1-8-4 | 1 | 63 |

Certifications and marking of Palazzoli codes are in continuous development. Please visit the www.palazzoli.com website to view any updates.



| Palazzoli code | Marks | Pack Qty | Catalogue page | Palazzoli code | Marks | Pack Qty | Catalogue page | Palazzoli code | Marks | Pack Qty | Catalogue page | Palazzoli code | Marks | Pack Qty | Catalogue page | Palazzoli code | Marks | Pack Qty | Catalogue page |
|----------------|-------|----------|----------------|----------------|-------|----------|----------------|----------------|-------|----------|----------------|----------------|-------|----------|----------------|----------------|----------|----------|----------------|
| 773329 | 4-8-1 | 1 | 63 | 776329 | 8-1-4 | 1 | 63 | 779146 | 1-8-4 | 1 | 64 | 779332 | 4-1 | 1 | 64 | 779446 | 1-8-4 | 1 | 64 |
| 773334 | 1-4-8 | 1 | 63 | 776334 | 4-8-1 | 1 | 63 | 779147 | 4-1-8 | 1 | 64 | 779333 | 8-1-4 | 1 | 64 | 779447 | 4-1-8 | 1 | 64 |
| 773336 | 1-4-8 | 1 | 63 | 776336 | 1-4-8 | 1 | 63 | 779149 | 4-1-8 | 1 | 64 | 779334 | 8-4-1 | 1 | 64 | 779449 | 8-1-4 | 1 | 64 |
| 773337 | 1-4-8 | 1 | 63 | 776337 | 4-1-8 | 1 | 63 | 779220 | 1-4 | 1 | 64 | 779335 | 4-8-1 | 1 | 64 | 791002 | | 5 | 151 |
| 773339 | 4-1-8 | 1 | 63 | 776339 | 1-4-8 | 1 | 63 | 779221 | 4-1 | 1 | 64 | 779336 | 4-8-1 | 1 | 64 | 791207 | | 1 | 151 |
| 773344 | 8-1-4 | 1 | 63 | 776344 | 8-1-4 | 1 | 63 | 779222 | 1-4 | 1 | 64 | 779337 | 1-4-8 | 1 | 64 | 791208 | | 1 | 151 |
| 773346 | 4-8-1 | 1 | 63 | 776346 | 8-1-4 | 1 | 63 | 779223 | 1-4 | 1 | 64 | 779338 | 1-4 | 1 | 64 | 791209 | | 1 | 151 |
| 773347 | 4-1-8 | 1 | 63 | 776347 | 1-8-4 | 1 | 63 | 779224 | 1-8-4 | 1 | 64 | 779339 | 1-8-4 | 1 | 64 | 791210 | | 1 | 151 |
| 773349 | 1-4-8 | 1 | 63 | 776349 | 1-4-8 | 1 | 63 | 779226 | 1-8-4 | 1 | 64 | 779340 | 4-1 | 1 | 64 | 791234 | | 5 | 151 |
| 773434 | 8-4-1 | 1 | 63 | 776434 | 4-1-8 | 1 | 63 | 779227 | 4-1-8 | 1 | 64 | 779341 | 4-1-8 | 1 | 64 | 791236 | | 1 | 151 |
| 773436 | 1-4-8 | 1 | 63 | 776436 | 4-1-8 | 1 | 63 | 779228 | 1-4 | 1 | 64 | 779342 | 4-1 | 1 | 64 | 8 | | | |
| 773437 | 1-4-8 | 1 | 63 | 776437 | 8-4-1 | 1 | 63 | 779229 | 1-4-8 | 1 | 64 | 779343 | 4-8-1 | 1 | 64 | 800061 | 4-8-1 | 6 | 202 |
| 773439 | 4-1-8 | 1 | 63 | 776439 | 8-4-1 | 1 | 63 | 779230 | 1-4 | 1 | 64 | 779344 | 8-4-1 | 1 | 64 | 800062 | 1-4-8 | 6 | 202 |
| 773444 | 1-4-8 | 1 | 63 | 776444 | 4-8-1 | 1 | 63 | 779231 | 8-1-4 | 1 | 64 | 779345 | 8-4-1 | 1 | 64 | 800063 | 8-1-4 | 6 | 202 |
| 773446 | 1-8-4 | 1 | 63 | 776446 | 1-4-8 | 1 | 63 | 779232 | 1-4 | 1 | 64 | 779346 | 4-8-1 | 1 | 64 | 800064 | 8-1-4 | 6 | 202 |
| 773447 | 1-4-8 | 1 | 63 | 776447 | 8-1-4 | 1 | 63 | 779233 | 8-1-4 | 1 | 64 | 779347 | 4-8-1 | 1 | 64 | 800071 | 1-4-8 | 1 | 206 |
| 773449 | 1-4-8 | 1 | 63 | 776449 | 1-4-8 | 1 | 63 | 779234 | 1-4-8 | 1 | 64 | 779349 | 4-8-1 | 1 | 64 | 800072 | 4-1-8 | 1 | 206 |
| 776124 | 8-1-4 | 1 | 63 | 779120 | 1-4 | 1 | 64 | 779235 | 1-4-8 | 1 | 64 | 779420 | 8-4-1 | 1 | 64 | 800073 | 4-8-1 | 1 | 206 |
| 776126 | 8-1-4 | 1 | 63 | 779121 | 1-4 | 1 | 64 | 779236 | 8-1-4 | 1 | 64 | 779421 | 8-4-1 | 1 | 64 | 800074 | 8-4-1 | 1 | 206 |
| 776129 | 8-4-1 | 1 | 63 | 779122 | 4-1 | 1 | 64 | 779237 | 4-8-1 | 1 | 64 | 779422 | 1-4-8 | 1 | 64 | 800091 | | 10 | 432 |
| 776134 | 1-4-8 | 1 | 63 | 779123 | 1-4 | 1 | 64 | 779238 | 1-4 | 1 | 64 | 779423 | 4-1-8 | 1 | 64 | 800092 | | 10 | 432 |
| 776136 | 8-4-1 | 1 | 63 | 779124 | 8-1-4 | 1 | 64 | 779239 | 1-4-8 | 1 | 64 | 779424 | 1-4-8 | 1 | 64 | 800093 | | 10 | 432 |
| 776137 | 8-4-1 | 1 | 63 | 779126 | 8-4-1 | 1 | 64 | 779240 | 4-1 | 1 | 64 | 779426 | 8-1-4 | 1 | 64 | 800094 | | 10 | 432 |
| 776139 | 1-8-4 | 1 | 63 | 779127 | 8-4-1 | 1 | 64 | 779241 | 1-4-8 | 1 | 64 | 779427 | 1-8-4 | 1 | 64 | 800121 | 1-4 | 1 | 209 |
| 776144 | 8-1-4 | 1 | 63 | 779128 | 1-4 | 1 | 64 | 779242 | 1-4 | 1 | 64 | 779428 | 8-1-4 | 1 | 64 | 800122 | 4-1 | 1 | 209 |
| 776146 | 8-1-4 | 1 | 63 | 779129 | 4-1-8 | 1 | 64 | 779243 | 8-1-4 | 1 | 64 | 779429 | 4-1-8 | 1 | 64 | 800123 | 1-4 | 1 | 209 |
| 776147 | 1-8-4 | 1 | 63 | 779130 | 4-1 | 1 | 64 | 779244 | 1-4-8 | 1 | 64 | 779430 | 1-4-8 | 1 | 64 | 810020 | 1-4-12-5 | 1 | 333 |
| 776149 | 8-4-1 | 1 | 63 | 779131 | 4-8-1 | 1 | 64 | 779245 | 4-1-8 | 1 | 64 | 779431 | 8-4-1 | 1 | 64 | 810020HT | 12-4-5-1 | 1 | 333 |
| 776224 | 8-4-1 | 1 | 63 | 779132 | 1-4 | 1 | 64 | 779246 | 8-4-1 | 1 | 64 | 779432 | 8-4-1 | 1 | 64 | 810021 | 12-5-4-1 | 1 | 333 |
| 776226 | 8-1-4 | 1 | 63 | 779133 | 4-8-1 | 1 | 64 | 779247 | 8-1-4 | 1 | 64 | 779433 | 8-1-4 | 1 | 64 | 810021HT | 5-4-12-1 | 1 | 333 |
| 776229 | 8-4-1 | 1 | 63 | 779134 | 8-1-4 | 1 | 64 | 779249 | 1-4-8 | 1 | 64 | 779434 | 8-4-1 | 1 | 64 | 810022 | 4-5-12-1 | 1 | 333 |
| 776233 | 1-4-8 | 1 | 63 | 779135 | 8-4-1 | 1 | 64 | 779320 | 1-4 | 1 | 64 | 779435 | 1-8-4 | 1 | 64 | 810050 | 5-4-12-1 | 1 | 333 |
| 776234 | 4-1-8 | 1 | 63 | 779136 | 8-1-4 | 1 | 64 | 779321 | 4-1 | 1 | 64 | 779436 | 1-8-4 | 1 | 64 | 810050HT | 12-5-4-1 | 1 | 333 |
| 776236 | 1-8-4 | 1 | 63 | 779137 | 8-1-4 | 1 | 64 | 779322 | 1-4 | 1 | 64 | 779437 | 4-8-1 | 1 | 64 | 810051 | 12-5-1-4 | 1 | 333 |
| 776237 | 1-4-8 | 1 | 63 | 779138 | 1-4 | 1 | 64 | 779323 | 1-4 | 1 | 64 | 779438 | 8-1-4 | 1 | 64 | 810051HT | 5-12-1-4 | 1 | 333 |
| 776239 | 1-4-8 | 1 | 63 | 779139 | 4-8-1 | 1 | 64 | 779324 | 4-1-8 | 1 | 64 | 779439 | 4-1-8 | 1 | 64 | 810052 | 5-4-1-12 | 1 | 333 |
| 776244 | 8-1-4 | 1 | 63 | 779140 | 4-1 | 1 | 64 | 779326 | 8-4-1 | 1 | 64 | 779440 | 1-4-8 | 1 | 64 | 810060 | | 1 | 359 |
| 776246 | 8-1-4 | 1 | 63 | 779141 | 1-8-4 | 1 | 64 | 779327 | 1-4-8 | 1 | 64 | 779441 | 1-8-4 | 1 | 64 | 810071 | 1-4 | 1 | 358 |
| 776247 | 8-1-4 | 1 | 63 | 779142 | 1-4 | 1 | 64 | 779328 | 1-4 | 1 | 64 | 779442 | 4-8-1 | 1 | 64 | 810080 | 1-4-5-12 | 1 | 333 |
| 776249 | 4-1-8 | 1 | 63 | 779143 | 1-8-4 | 1 | 64 | 779329 | 1-4-8 | 1 | 64 | 779443 | 8-1-4 | 1 | 64 | 810080HT | 5-1-4-12 | 1 | 333 |
| 776324 | 8-4-1 | 1 | 63 | 779144 | 4-1-8 | 1 | 64 | 779330 | 4-1 | 1 | 64 | 779444 | 1-4-8 | 1 | 64 | 810081 | 1-12-4-5 | 1 | 333 |
| 776326 | 1-8-4 | 1 | 63 | 779145 | 4-8-1 | 1 | 64 | 779331 | 4-8-1 | 1 | 64 | 779445 | 8-4-1 | 1 | 64 | 810081HT | 4-5-12-1 | 1 | 333 |



| Palazzoli code | Marks | Pack Qty | Catalogue page | Palazzoli code | Marks | Pack Qty | Catalogue page | Palazzoli code | Marks | Pack Qty | Catalogue page | Palazzoli code | Marks | Pack Qty | Catalogue page | Palazzoli code | Marks | Pack Qty | Catalogue page |
|----------------|----------|----------|----------------|----------------|--------|----------|----------------|----------------|-------|----------|-----------------|----------------|-------|----------|----------------|----------------|----------|----------|----------------|
| 810082 | 5-1-12-4 | 1 | 333 | 810460DA | 1-4 | 1 | 331 | 811512 | 1-5-4 | 1 | 409 | 811947 | | 1 | 411 | 812942L | | 1 | 411 |
| 810090 | 12-5-4-1 | 1 | 333 | 810460EX | 1-6-10 | 1 | 389 | 811514 | 4-1 | 1 | 409 | 811948 | | 1 | 411 | 812942M | | 1 | 411 |
| 810090HT | 1-4-5-12 | 1 | 333 | 810460HT | 1-4 | 1 | 331 | 811515 | 1-5-4 | 1 | 409 | 812060 | | 1 | 359 | 812943L | | 1 | 411 |
| 810091 | 5-1-4-12 | 1 | 333 | 810461DA | 1-4 | 1 | 331 | 811900 | | 1 | 410 | 812071 | 4-1 | 1 | 358 | 812943M | | 1 | 411 |
| 810091HT | 12-4-5-1 | 1 | 333 | 810461EX | 1-6-10 | 1 | 389 | 811901 | | 1 | 410 | 812100 | | 1 | 359 | 812944L | | 1 | 411 |
| 810092 | 1-4-5-12 | 1 | 333 | 810461HT | 1-4 | 1 | 331 | 811902 | | 1 | 410 | 812171 | 4-1 | 1 | 358 | 812944M | | 1 | 411 |
| 810100 | | 1 | 359 | 810462DA | 4-5-1 | 1 | 331 | 811903 | | 1 | 410 | 812200 | | 1 | 359 | 812945L | | 1 | 411 |
| 810120 | 1-4-5-12 | 1 | 333 | 810463DA | 1-5-4 | 1 | 331 | 811904 | | 1 | 410 | 812271 | 1-4 | 1 | 358 | 812945M | | 1 | 411 |
| 810150 | 4-1-5-12 | 1 | 333 | 810630DA | 5-4-1 | 1 | 331 | 811905 | | 1 | 410 | 812418 | 1-5 | 1 | 409 | 812946L | | 1 | 411 |
| 810171 | 1-4 | 1 | 358 | 810631DA | 5-4-1 | 1 | 331 | 811906 | | 1 | 410-410 | 812424 | 1-5 | 1 | 409 | 812946M | | 1 | 411 |
| 810180 | 12-1-4 | 1 | 333 | 810640DA | 1-4-5 | 1 | 331 | 811908 | | 1 | 307-317-369-375 | 812430 | 1-5 | 1 | 409 | 812947L | | 1 | 411 |
| 810190 | 4-1-12 | 1 | 333 | 810641DA | 4-1-5 | 1 | 331 | 811911 | | 1 | 307-369-375 | 812436 | 1-5 | 1 | 410 | 812947M | | 1 | 411 |
| 810200 | | 1 | 359 | 810650DA | 5-1-4 | 1 | 331 | 811912 | | 1 | 307-369-375 | 812442 | 5-1 | 1 | 410 | 812948L | | 1 | 411 |
| 810226 | 12-5-4-1 | 1 | 317 | 810651DA | 4-1-5 | 1 | 331 | 811914 | | 1 | 307-369-375 | 812448 | 1-5 | 1 | 410 | 812948M | | 1 | 411 |
| 810256 | 12-1-4-5 | 1 | 317 | 810660DA | 1-4-5 | 1 | 331 | 811916 | | 1 | 340-385 | 812518 | 4-5-1 | 1 | 409 | 812988 | 1-4 | 1 | 358 |
| 810271 | 4-1 | 1 | 358 | 810661DA | 1-4-5 | 1 | 331 | 811919 | | 1 | 340-385 | 812524 | 5-1-4 | 1 | 409 | 813001 | 1 | 1 | 420 |
| 810286 | 4-12-5-1 | 1 | 317 | 810991 | 1-4 | 1 | 334 | 811920 | | 1 | 340-385 | 812530 | 5-4-1 | 1 | 409 | 813060 | | 1 | 359 |
| 810296 | 5-1-12-4 | 1 | 317 | 810992 | 1-4 | 1 | 334 | 811921 | | 1 | 340-385 | 812536 | 5-1-4 | 1 | 410 | 813071 | 1-4 | 1 | 358 |
| 810430DA | 5-1-4 | 1 | 331 | 810993 | | 1 | 317-317 | 811923 | 4-1 | 1 | 340 | 812542 | 1-5-4 | 1 | 410 | 813100 | | 1 | 359 |
| 810430EX | 1-10-6 | 1 | 389 | 810994 | | 1 | 334-389 | 811924 | 1-4 | 1 | 340 | 812548 | 1-4-5 | 1 | 410 | 813101 | | 1 | 420 |
| 810430HT | 1-4-5 | 1 | 331 | 810995 | | 1 | 334-389 | 811925 | | 1 | 410 | 812931L | | 1 | 411 | 813171 | 1-4 | 1 | 358 |
| 810431DA | 5-1-4 | 1 | 331 | 810996 | | 1 | 334-389 | 811926 | | 1 | 410 | 812931M | | 1 | 411 | 813200 | | 1 | 359 |
| 810431EX | 10-1-6 | 1 | 389 | 810997 | | 1 | 334-389 | 811927 | | 1 | 410 | 812932L | | 1 | 411 | 813271 | 1-4 | 1 | 358 |
| 810431HT | 1-5-4 | 1 | 331 | 810998 | | 1 | 334-389 | 811928 | | 1 | 410 | 812932M | | 1 | 411 | 814052 | | 1 | 358-425 |
| 810432DA | 1-5-4 | 1 | 331 | 810999 | | 1 | 334-389 | 811929 | | 1 | 410 | 812933L | | 1 | 411 | 815161 | | 1 | 425 |
| 810433DA | 5-4-1 | 1 | 331 | 811060 | | 1 | 359 | 811930 | | 1 | 410 | 812933M | | 1 | 411 | 817021EX | | 1 | 369 |
| 810440DA | 4-5-1 | 1 | 331 | 811071 | 4-1 | 1 | 358 | 811931 | | 1 | 411 | 812934L | | 1 | 411 | 817022EX | | 1 | 369 |
| 810440EX | 6-10-1 | 1 | 389 | 811100 | | 1 | 359 | 811932 | | 1 | 411 | 812934M | | 1 | 411 | 817023EX | | 1 | 369 |
| 810440HT | 4-1-5 | 1 | 331 | 811171 | 1-4 | 1 | 358 | 811933 | | 1 | 411 | 812935L | | 1 | 411 | 817024EX | | 1 | 369 |
| 810441DA | 1-4-5 | 1 | 331 | 811200 | | 1 | 359 | 811934 | | 1 | 411 | 812935M | | 1 | 411 | 817031EX | | 1 | 385 |
| 810441EX | 6-10-1 | 1 | 389 | 811271 | 4-1 | 1 | 358 | 811935 | | 1 | 411 | 812936L | | 1 | 411 | 817032EX | | 1 | 385 |
| 810441HT | 4-5-1 | 1 | 331 | 811404 | 5-1 | 1 | 409 | 811936 | | 1 | 411 | 812936M | | 1 | 411 | 817033EX | | 1 | 385 |
| 810442DA | 5-4-1 | 1 | 331 | 811406 | 1-5 | 1 | 409 | 811937 | | 1 | 411 | 812937L | | 1 | 411 | 817034EX | | 1 | 385 |
| 810443DA | 1-4-5 | 1 | 331 | 811408 | 5-1 | 1 | 409 | 811938 | | 1 | 411 | 812937M | | 1 | 411 | 817221EX | | 1 | 369 |
| 810450DA | 4-1 | 1 | 331 | 811409 | 1 | 1 | 409 | 811939 | | 1 | 411 | 812938L | | 1 | 411 | 817222EX | | 1 | 369 |
| 810450EX | 10-6-1 | 1 | 389 | 811412 | 1-5 | 1 | 409 | 811940 | | 1 | 411 | 812938M | | 1 | 411 | 817223EX | | 1 | 369 |
| 810450HT | 1-4 | 1 | 331 | 811414 | 5-1 | 1 | 409 | 811941 | | 1 | 411 | 812939L | | 1 | 411 | 817224EX | | 1 | 369 |
| 810451DA | 1-4 | 1 | 331 | 811415 | 1 | 1 | 409 | 811942 | | 1 | 411 | 812939M | | 1 | 411 | 817304 | 12-5-1-4 | 1 | 339 |
| 810451EX | 1-6-10 | 1 | 389 | 811504 | 1-4 | 1 | 409 | 811943 | | 1 | 411 | 812940L | | 1 | 411 | 817304DA | 1-4-12-5 | 1 | 339 |
| 810451HT | 4-1 | 1 | 331 | 811506 | 1-4 | 1 | 409 | 811944 | | 1 | 411 | 812940M | | 1 | 411 | 817304HT | 5-12-4-1 | 1 | 339 |
| 810452DA | 1-4 | 1 | 331 | 811508 | 1-4 | 1 | 409 | 811945 | | 1 | 411 | 812941L | | 1 | 411 | 817305 | 12-1-4-5 | 1 | 339 |
| 810453DA | 1-5-4 | 1 | 331 | 811509 | 5-4-1 | 1 | 409 | 811946 | | 1 | 411 | 812941M | | 1 | 411 | 817308 | 1-4-12-5 | 1 | 339 |

Certifications and marking of Palazzoli codes are in continuous development. Please visit the www.palazzoli.com website to view any updates.



| Palazzoli code | Marks | Pack Qty | Catalogue page | Palazzoli code | Marks | Pack Qty | Catalogue page | Palazzoli code | Marks | Pack Qty | Catalogue page | Palazzoli code | Marks | Pack Qty | Catalogue page | Palazzoli code | Marks | Pack Qty | Catalogue page |
|----------------|----------|----------|----------------|----------------|----------|----------|-----------------------------|----------------|----------|----------|----------------|----------------|----------|----------|----------------|----------------|-----------|----------|----------------|
| 817308DA | 4-12-5-1 | 1 | 339 | 817524 | 5-12-4-1 | 1 | 339 | 819428HT | 1-4-5 | 1 | 345 | 821183 | 1-12-4 | 1 | 323 | 821672EX | 10-1-6 | 1 | 381 |
| 817308HT | 5-1-4-12 | 1 | 339 | 818021EX | | 1 | 373 | 819432HT | 4-1-5 | 1 | 345 | 821184 | 4-1-7 | 1 | 326-355 | 821673EX | 10-1-6 | 1 | 381 |
| 817309 | 12-1-5-4 | 1 | 339 | 818022EX | | 1 | 373 | 819440HT | 5-1-4 | 1 | 346 | 821190EX | 6-1-10 | 1 | 383 | 821682 | 4-12-1 | 1 | 323 |
| 817312 | 12-1-5-4 | 1 | 339 | 818023EX | | 1 | 373 | 819448HT | 4-1-5 | 1 | 346 | 821192EX | 6-10-1 | 1 | 383 | 821770EX | 10-1-6 | 1 | 381 |
| 817312DA | 12-1-4-5 | 1 | 339 | 818024EX | | 1 | 373 | 819528DA | 5-4-1 | 1 | 345 | 821193EX | 6-1-10 | 1 | 383 | 821772EX | 10-6-1 | 1 | 381 |
| 817312HT | 5-12-4-1 | 1 | 339 | 818031EX | | 1 | 387 | 819528VHT | 1-4 | 1 | 345 | 821270EX | 1-6-10 | 1 | 381 | 821773EX | 6-1-10 | 1 | 381 |
| 817313 | 4-5-12-1 | 1 | 339 | 818032EX | | 1 | 387 | 819532DA | 5-1-4 | 1 | 345 | 821272EX | 10-6-1 | 1 | 381 | 821782 | 5-12-1-4 | 1 | 324 |
| 817316 | 4-1-5-12 | 1 | 339 | 818033EX | | 1 | 387 | 819532VHT | 1-4 | 1 | 345 | 821273EX | 10-1-6 | 1 | 381 | 822131 | 1-4 | 1 | 355 |
| 817316DA | 12-1-5-4 | 1 | 339 | 818034EX | | 1 | 387 | 819540DA | 4-1-5 | 1 | 346 | 821280 | 1-12-4 | 1 | 323 | 822131EX | 1-10-6 | 1 | 393 |
| 817316HT | 5-4-1-12 | 1 | 339 | 818221EX | | 1 | 373 | 819540VHT | 4-1 | 1 | 346 | 821282 | 12-5-1-4 | 1 | 323 | 822132 | 4-1 | 1 | 355 |
| 817317 | 12-4-5-1 | 1 | 339 | 818222EX | | 1 | 373 | 819548DA | 1-5-4 | 1 | 346 | 821283 | 4-12-1 | 1 | 323 | 822132EX | 10-1-6 | 1 | 393 |
| 817320 | 4-5-1-12 | 1 | 339 | 818223EX | | 1 | 373 | 819548VHT | 4-1 | 1 | 346 | 821290EX | 1-10-6 | 1 | 383 | 822181EX | 6-10-1-10 | 1 | 391 |
| 817320DA | 5-4-12-1 | 1 | 339 | 818224EX | | 1 | 373 | 819994 | | 1 | 347-387 | 821292EX | 1-6-10 | 1 | 383 | 822182 | 1-4-12-5 | 1 | 323 |
| 817320HT | 1-5-4-12 | 1 | 339 | 818905 | | 1 | 307-315-317-326-334-340-347 | 819995 | | 1 | 347 | 821293EX | 1-6-10 | 1 | 383 | 822182EX | 10-6-1-10 | 1 | 391 |
| 817321 | 12-1-5-4 | 1 | 339 | 818990 | | 1 | 315-373-377 | 819996 | | 1 | 347 | 821372EX | 10-1-6 | 1 | 381 | 822211 | 1 | 1 | 355 |
| 817324 | 1-12-4-5 | 1 | 339 | 818991 | | 1 | 315-373-377 | 819997 | | 1 | 347 | 821380 | 12-1-4 | 1 | 325 | 822231 | 4-1 | 1 | 355 |
| 817324DA | 1-5-4-12 | 1 | 339 | 818992 | | 1 | 315-373-377 | 820000 | | 1 | 355-393 | 821382 | 12-1-5-4 | 1 | 324 | 822231EX | 6-1-10 | 1 | 393 |
| 817324HT | 1-12-4-5 | 1 | 339 | 818993 | | 1 | 315 | 820001 | | 1 | 355-393 | 821382DA | 12-1-4-5 | 1 | 324 | 822232 | 4-1 | 1 | 355 |
| 817325 | 4-1-5-12 | 1 | 339 | 819001 | | 1 | 435 | 820002 | | 1 | 355 | 821382HT | 4-1-12-5 | 1 | 325 | 822232EX | 10-1-6 | 1 | 393 |
| 817354 | 5-12-4-1 | 1 | 339 | 819012 | | 1 | 359-425 | 820003 | | 1 | 355 | 821383 | 1-12-4 | 1 | 325 | 822281EX | 1-10-6-10 | 1 | 391 |
| 817358 | 12-5-4-1 | 1 | 339 | 819015 | | 1 | 359 | 820006 | | 1 | 355-393 | 821384 | 4-1-7 | 1 | 326-355 | 822282 | 1-4-12-5 | 1 | 323 |
| 817362 | 1-5-12-4 | 1 | 339 | 819017 | | 1 | 359 | 820007 | | 1 | 419-423 | 821390EX | 10-6-1 | 1 | 383 | 822282EX | 10-10-1-6 | 1 | 391 |
| 817366 | 12-1-5-4 | 1 | 339 | 819018 | | 1 | 359 | 820010 | | 1 | 326-391 | 821392EX | 10-6-1 | 1 | 383 | 822382 | 1-5-12-4 | 1 | 324 |
| 817370 | 1-5-4-12 | 1 | 339 | 819019 | | 1 | 359 | 820011 | | 1 | 326-391 | 821393EX | 10-1-6 | 1 | 383 | 822482 | 4-5-1-12 | 1 | 324 |
| 817374 | 5-12-4-1 | 1 | 339 | 819020 | | 1 | 359 | 820016 | | 1 | 326-391 | 821470EX | 6-1-10 | 1 | 381 | 822582 | 4-5-1-12 | 1 | 324 |
| 817404 | 12-1-4-5 | 1 | 339 | 819022 | | 1 | 359-426 | 820017 | | 1 | 326-391 | 821472EX | 1-6-10 | 1 | 381 | 822682 | 1-4-12-5 | 1 | 323 |
| 817408 | 12-1-5-4 | 1 | 339 | 819030 | | 1 | 359-426 | 820018 | | 1 | 326-391 | 821473EX | 10-6-1 | 1 | 381 | 822782 | 4-5-1-12 | 1 | 324 |
| 817412 | 4-1-5-12 | 1 | 339 | 819040 | | 1 | 435 | 820019 | | 1 | 326-391 | 821480 | 4-1-12 | 1 | 325 | 822962 | 4-1 | 1 | 355 |
| 817416 | 4-5-1-12 | 1 | 339 | 819055 | | 20 | 434 | 820020 | | 1 | 434 | 821482 | 5-4-12-1 | 1 | 324 | 825132 | 4-1 | 1 | 355 |
| 817420 | 12-5-4-1 | 1 | 339 | 819056 | | 10 | 434 | 820021 | | 1 | 434 | 821482DA | 12-1-4-5 | 1 | 324 | 825211 | 1 | 1 | 355 |
| 817424 | 12-5-1-4 | 1 | 339 | 819112 | | 1 | 359 | 820022 | | 1 | 434 | 821482HT | 12-4-5-1 | 1 | 325 | 825232 | 4-1 | 1 | 355 |
| 817454 | 1-4-12-5 | 1 | 339 | 819120 | | 1 | 359 | 820030 | | 1 | 434 | 821483 | 4-12-1 | 1 | 325 | 825382 | 5-4-1-12 | 1 | 325 |
| 817458 | 1-4-5-12 | 1 | 339 | 819130 | | 1 | 359-426 | 820031 | | 1 | 434 | 821490EX | 6-1-10 | 1 | 383 | 825482 | 12-1-4-5 | 1 | 325 |
| 817462 | 12-4-1-5 | 1 | 339 | 819140 | | 1 | 435 | 820032 | | 1 | 434 | 821492EX | 6-1-10 | 1 | 383 | 825582 | 4-1-5-12 | 1 | 325 |
| 817466 | 12-1-4-5 | 1 | 339 | 819160 | | 1 | 435 | 820382 | 4-1-5-12 | 1 | 325 | 821493EX | 6-10-1 | 1 | 383 | 826182 | 1-4-5-12 | 1 | 323 |
| 817470 | 1-4-12-5 | 1 | 339 | 819212 | | 1 | 359 | 820392EX | 6-10-1 | 1 | 383 | 821572EX | 10-1-6 | 1 | 381 | 826282 | 4-5-1-12 | 1 | 323 |
| 817474 | 12-4-1-5 | 1 | 339 | 819220 | | 1 | 359 | 820482 | 1-5-12-4 | 1 | 325 | 821580 | 1-4-12 | 1 | 325 | 826380 | 1-4-12 | 1 | 325 |
| 817504 | 1-5-4-12 | 1 | 339 | 819230 | | 1 | 359-426 | 820492EX | 6-10-1 | 1 | 383 | 821582 | 12-1-4-5 | 1 | 324 | 826382 | 4-1-12-5 | 1 | 324 |
| 817508 | 5-1-4-12 | 1 | 339 | 819328DA | 1-5-4 | 1 | 345 | 820582 | 1-4-12-5 | 1 | 325 | 821582DA | 5-12-1-4 | 1 | 324 | 826382DA | 12-1-4-5 | 1 | 324 |
| 817512 | 1-4-12-5 | 1 | 339 | 819332DA | 4-1-5 | 1 | 345 | 821172EX | 1-10-6 | 1 | 381 | 821582HT | 1-12-4-5 | 1 | 325 | 826382HT | 5-1-4-12 | 1 | 325 |
| 817516 | 12-5-4-1 | 1 | 339 | 819340DA | 4-5-1 | 1 | 346 | 821180 | 12-4-1 | 1 | 323 | 821583 | 1-4-12 | 1 | 325 | 826383 | 12-4-1 | 1 | 325 |
| 817520 | 4-1-12-5 | 1 | 339 | 819348DA | 5-4-1 | 1 | 346 | 821182 | 12-5-4-1 | 1 | 323 | 821670EX | 6-10-1 | 1 | 381 | 826480 | 12-4-1 | 1 | 325 |



| Palazzoli code | Marks | Pack Qty | Catalogue page | Palazzoli code | Marks | Pack Qty | Catalogue page | Palazzoli code | Marks | Pack Qty | Catalogue page | Palazzoli code | Marks | Pack Qty | Catalogue page | Palazzoli code | Marks | Pack Qty | Catalogue page |
|----------------|----------|----------|----------------|----------------|-------|----------|----------------|----------------|-------|----------|----------------|----------------|-------|----------|----------------|----------------|--------|----------|----------------|
| 826482 | 12-4-1-5 | 1 | 324 | 831075 | 1-7-4 | 1 | 357 | 833320MV | 1-4 | 1 | 404 | 834311 | 1-4 | 1 | 404 | 834903 | | 1 | 405 |
| 826482DA | 12-5-1-4 | 1 | 324 | 831089 | | 1 | 425 | 833321MV | 4-1 | 1 | 404 | 834311MV | 1-4 | 1 | 404 | 836001 | | 1 | 351 |
| 826482HT | 12-4-5-1 | 1 | 325 | 831091 | 4-7-1 | 1 | 357 | 833330MV | 4-1 | 1 | 404 | 834320 | 1-4 | 1 | 404 | 836002 | | 1 | 351 |
| 826483 | 12-1-4 | 1 | 325 | 831092 | 1-4-7 | 1 | 357 | 833331MV | 1-4 | 1 | 404 | 834320MV | 4-1 | 1 | 404 | 836101 | | 1 | 353 |
| 826580 | 12-4-1 | 1 | 325 | 831095 | 1-4-7 | 1 | 357 | 833420MV | 4-1 | 1 | 404 | 834321 | 1-4 | 1 | 404 | 836102 | | 1 | 353 |
| 826582 | 4-1-5-12 | 1 | 324 | 831171 | 4-1-7 | 1 | 357 | 833421MV | 4-1 | 1 | 404 | 834321MV | 4-1 | 1 | 404 | 836103 | | 1 | 353 |
| 826582DA | 12-5-1-4 | 1 | 324 | 831172 | 1-7-4 | 1 | 357 | 833430MV | 4-1 | 1 | 404 | 834330 | 1-4 | 1 | 404 | 837011 | 1-4 | 1 | 305 |
| 826582HT | 1-4-5-12 | 1 | 325 | 831172EX | 10-1 | 1 | 395 | 833431MV | 1-4 | 1 | 404 | 834330MV | 1-4 | 1 | 404 | 837012 | 4-1 | 1 | 305 |
| 826583 | 12-4-1 | 1 | 325 | 831175 | 4-7-1 | 1 | 357 | 833520MV | 1-4 | 1 | 404 | 834331 | 1-4 | 1 | 404 | 837013 | 4-1 | 1 | 305 |
| 829001 | | 1 | 413 | 831189 | | 1 | 425 | 833521MV | 1-4 | 1 | 404 | 834331MV | 1-4 | 1 | 404 | 837021EX | | 1 | 375 |
| 829002 | | 1 | 413 | 831191 | 7-1-4 | 1 | 357 | 833530MV | 4-1 | 1 | 404 | 834410 | 4-1 | 1 | 404 | 837022EX | | 1 | 375 |
| 829003 | | 1 | 413 | 831192 | 1-4-7 | 1 | 357 | 833531MV | 4-1 | 1 | 404 | 834410MV | 4-1 | 1 | 404 | 837023EX | | 1 | 375 |
| 829101 | | 1 | 413 | 831195 | 7-1-4 | 1 | 357 | 833620MV | 1-4 | 1 | 404 | 834411 | 4-1 | 1 | 404 | 837024 | 1-4 | 1 | 305 |
| 829102 | | 1 | 413 | 831271 | 4-1-7 | 1 | 357 | 833621MV | 1-4 | 1 | 404 | 834411MV | 1-4 | 1 | 404 | 837024EX | 1-10-6 | 1 | 375 |
| 829103 | | 1 | 413 | 831272 | 4-7-1 | 1 | 357 | 833630MV | 1-4 | 1 | 404 | 834420 | 4-1 | 1 | 404 | 837025 | 1-4 | 1 | 305 |
| 829110 | 1-4 | 1 | 413 | 831272EX | 1-10 | 1 | 395 | 833631MV | 4-1 | 1 | 404 | 834420MV | 1-4 | 1 | 404 | 837111 | 4-1 | 1 | 305 |
| 829120 | 1-4 | 1 | 413 | 831275 | 4-1-7 | 1 | 357 | 834110 | 4-1 | 1 | 403 | 834421 | 1-4 | 1 | 404 | 837112 | 4-1 | 1 | 305 |
| 829130 | 1-4 | 1 | 413 | 831289 | | 1 | 425 | 834110MV | 4-1 | 1 | 403 | 834421MV | 4-1 | 1 | 404 | 837113 | 4-1 | 1 | 305 |
| 829201 | | 1 | 413 | 831291 | 4-7-1 | 1 | 357 | 834111 | 4-1 | 1 | 403 | 834430 | 4-1 | 1 | 404 | 837124 | 4-1 | 1 | 305 |
| 829202 | | 1 | 413 | 831292 | 7-4-1 | 1 | 357 | 834111MV | 4-1 | 1 | 403 | 834430MV | 4-1 | 1 | 404 | 837125 | 4-1 | 1 | 305 |
| 829203 | | 1 | 413 | 831295 | 4-7-1 | 1 | 357 | 834120 | 4-1 | 1 | 403 | 834431 | 1-4 | 1 | 404 | 837211 | 4-1 | 1 | 305 |
| 829211 | | 1 | 413 | 831512 | | 1 | 434 | 834120MV | 4-1 | 1 | 403 | 834431MV | 1-4 | 1 | 404 | 837212 | 4-1 | 1 | 305 |
| 829212 | | 1 | 413 | 831513 | | 1 | 306 | 834121 | 4-1 | 1 | 403 | 834510 | 1-4 | 1 | 404 | 837213 | 4-1 | 1 | 305 |
| 829221 | | 1 | 413 | 831527 | | 1 | 425 | 834121MV | 1-4 | 1 | 403 | 834510MV | 4-1 | 1 | 404 | 837221EX | | 1 | 375 |
| 829222 | | 1 | 413 | 831540 | | 1 | 434 | 834130 | 4-1 | 1 | 403 | 834511 | 1-4 | 1 | 404 | 837222EX | | 1 | 375 |
| 829231 | | 1 | 413 | 831612 | | 1 | 434 | 834130MV | 4-1 | 1 | 403 | 834511MV | 1-4 | 1 | 404 | 837223EX | | 1 | 375 |
| 829232 | | 1 | 413 | 831627 | | 1 | 425 | 834131 | 1-4 | 1 | 403 | 834520 | 4-1 | 1 | 404 | 837224 | 4-1 | 1 | 305 |
| 829233 | | 1 | 413 | 831640 | | 1 | 434-435 | 834131MV | 1-4 | 1 | 403 | 834520MV | 4-1 | 1 | 404 | 837224EX | | 1 | 375 |
| 829311 | | 1 | 413 | 831712 | | 1 | 434 | 834210 | 1-4 | 1 | 403 | 834521 | 4-1 | 1 | 404 | 837225 | 1-4 | 1 | 305 |
| 829312 | | 1 | 413 | 831727 | | 1 | 425 | 834210MV | 4-1 | 1 | 403 | 834521MV | 1-4 | 1 | 404 | 837311 | 4-1 | 1 | 306 |
| 829321 | | 1 | 413 | 831740 | | 1 | 434 | 834211 | 4-1 | 1 | 403 | 834530 | 4-1 | 1 | 404 | 837312 | 1-4 | 1 | 306 |
| 829322 | | 1 | 413 | 831914 | 1-4 | 1 | 357 | 834211MV | 4-1 | 1 | 403 | 834530MV | 4-1 | 1 | 404 | 837313 | 1-4 | 1 | 306 |
| 829331 | | 1 | 413 | 831934 | 1-4 | 1 | 357 | 834220 | 1-4 | 1 | 403 | 834531 | 4-1 | 1 | 404 | 837324 | 1-4 | 1 | 306 |
| 829332 | | 1 | 413 | 831954 | 1-4 | 1 | 357 | 834220MV | 4-1 | 1 | 403 | 834531MV | 4-1 | 1 | 404 | 837325 | 1-4 | 1 | 306 |
| 829333 | | 1 | 413 | 833120MV | 1-4 | 1 | 403 | 834221 | 4-1 | 1 | 403 | 834610MV | 1-4 | 1 | 404 | 837411 | 1-4 | 1 | 306 |
| 830071 | 1-7-4 | 1 | 357 | 833121MV | 1-4 | 1 | 403 | 834221MV | 1-4 | 1 | 403 | 834611MV | 1-4 | 1 | 404 | 837412 | 4-1 | 1 | 306 |
| 830072 | 4-7-1 | 1 | 357 | 833130MV | 1-4 | 1 | 403 | 834230 | 4-1 | 1 | 403 | 834620MV | 1-4 | 1 | 404 | 837413 | 1-4 | 1 | 306 |
| 830072EX | 1-10 | 1 | 395 | 833131MV | 1-4 | 1 | 403 | 834230MV | 4-1 | 1 | 403 | 834621MV | 1-4 | 1 | 404 | 837424 | 4-1 | 1 | 306 |
| 830512 | | 1 | 434 | 833220MV | 4-1 | 1 | 403 | 834231 | 1-4 | 1 | 403 | 834630MV | 4-1 | 1 | 404 | 837425 | 1-4 | 1 | 306 |
| 831071 | 7-1-4 | 1 | 357 | 833221MV | 1-4 | 1 | 403 | 834231MV | 4-1 | 1 | 403 | 834631MV | 4-1 | 1 | 404 | 837511 | 1-4 | 1 | 306 |
| 831072 | 7-4-1 | 1 | 357 | 833230MV | 1-4 | 1 | 403 | 834310 | 4-1 | 1 | 404 | 834901 | | 1 | 405 | 837512 | 1-4 | 1 | 306 |
| 831072EX | 1-10 | 1 | 395 | 833231MV | 1-4 | 1 | 403 | 834310MV | 1-4 | 1 | 404 | 834902 | | 1 | 405 | 837524 | 4-1 | 1 | 306 |

Certifications and marking of Palazzoli codes are in continuous development. Please visit the www.palazzoli.com website to view any updates.



| Palazzoli code | Marks | Pack Qty | Catalogue page | Palazzoli code | Marks | Pack Qty | Catalogue page | Palazzoli code | Marks | Pack Qty | Catalogue page | Palazzoli code | Marks | Pack Qty | Catalogue page | Palazzoli code | Marks | Pack Qty | Catalogue page |
|----------------|-------|----------|----------------|----------------|----------|----------|----------------|----------------|----------|----------|----------------|----------------|-------|----------|----------------|----------------|----------|----------|----------------|
| 837525 | 4-1 | 1 | 306 | 838512DA | 4-5-1 | 1 | 314 | 842182 | 1-12-4-5 | 1 | 323 | 850091 | | 1 | 426 | 859412 | | 1 | 357-425 |
| 837711 | 1-4 | 1 | 305 | 838514DA | 1-4-5 | 1 | 314 | 842280 | 1-4 | 1 | 323 | 850143 | | 1 | 425 | 878141 | 4-1-3 | 1 | 419 |
| 837712 | 4-1 | 1 | 305 | 838536DA | 4-1-5 | 1 | 311 | 842282 | 12-5-4-1 | 1 | 323 | 850172 | | 1 | 359-426 | 878142 | 3-4-1 | 1 | 419 |
| 837713 | 4-1 | 1 | 305 | 838548DA | 5-1-4 | 1 | 311 | 842380 | 4-1 | 1 | 324 | 854110MV | 4-1 | 1 | 403 | 878243 | 4-1-3 | 1 | 419 |
| 837724 | 4-1 | 1 | 305 | 838560DA | 4-1-5 | 1 | 312 | 842382 | 4-1-12-5 | 1 | 324 | 854111MV | 4-1 | 1 | 403 | 878741 | 1-4-3 | 1 | 419 |
| 837725 | 1-4 | 1 | 305 | 838572DA | 5-4-1 | 1 | 312 | 842482 | 12-4-1-5 | 1 | 324 | 854120MV | 4-1 | 1 | 403 | 878742 | 4-3-1 | 1 | 419 |
| 838012DA | 1-5-4 | 1 | 314 | 838596DA | 1-5-4 | 1 | 313 | 842682 | 1-4 | 1 | 323 | 854121MV | 1-4 | 1 | 403 | 879062 | 3-4-1 | 1 | 423 |
| 838014DA | 1-5-4 | 1 | 314 | 838712DA | 5-1-4 | 1 | 314 | 842582 | 5-4-1-12 | 1 | 324 | 854130MV | 1-4 | 1 | 403 | 879462 | 4-1-3 | 1 | 423 |
| 838021EX | | 1 | 377 | 838714DA | 1-5-4 | 1 | 314 | 842782 | 4-1-12-5 | 1 | 324 | 854131MV | 4-1 | 1 | 403 | 879562 | 1-4-3 | 1 | 423 |
| 838022EX | | 1 | 377 | 838736DA | 1-5-4 | 1 | 311 | 845382 | 12-5-4-1 | 1 | 325 | 854210MV | 4-1 | 1 | 403 | 881062 | 4-1-3 | 1 | 423 |
| 838023EX | | 1 | 377 | 838748DA | 5-1-4 | 1 | 311 | 845482 | 1-4-5-12 | 1 | 325 | 854211MV | 1-4 | 1 | 403 | 881562 | 1-3-4 | 1 | 423 |
| 838024EX | | 1 | 377 | 838760DA | 1-4-5 | 1 | 312 | 845582 | 12-1-4-5 | 1 | 325 | 854220MV | 1-4 | 1 | 403 | 9 | | | |
| 838036DA | 4-5-1 | 1 | 311 | 838772DA | 4-1-5 | 1 | 312 | 846182 | 12-1-5-4 | 1 | 323 | 854221MV | 4-1 | 1 | 403 | 900253 | 4-1 | 1 | 210 |
| 838048DA | 5-1-4 | 1 | 311 | 838796DA | 5-1-4 | 1 | 313 | 846282 | 4-5-12-1 | 1 | 323 | 854230MV | 4-1 | 1 | 403 | 900259 | | 1 | 432 |
| 838060DA | 5-1-4 | 1 | 312 | 840382 | 4-1-12-5 | 1 | 325 | 846382 | 5-12-4-1 | 1 | 324 | 854231MV | 4-1 | 1 | 403 | 900263 | 4-1 | 1 | 210 |
| 838072DA | 5-4-1 | 1 | 312 | 840392EX | 1-10-6 | 1 | 383 | 846482 | 4-1-12-5 | 1 | 324 | 854310MV | 1-4 | 1 | 404 | 900269 | | 1 | 432 |
| 838096DA | 1-4-5 | 1 | 313 | 840482 | 5-1-12-4 | 1 | 325 | 846582 | 5-12-1-4 | 1 | 324 | 854311MV | 4-1 | 1 | 404 | 900273 | 1-4 | 1 | 210 |
| 838112DA | 4-5-1 | 1 | 314 | 840492EX | 10-6-1 | 1 | 383 | 847132 | 4-1 | 1 | 355 | 854320MV | 4-1 | 1 | 404 | 900279 | | 1 | 432 |
| 838114DA | 1-5-4 | 1 | 314 | 840582 | 12-5-1-4 | 1 | 325 | 847211 | 1 | 1 | 355 | 854321MV | 1-4 | 1 | 404 | 900448 | | 1 | 210 |
| 838136DA | 1-4-5 | 1 | 311 | 841011 | 4-1 | 1 | 423 | 847232 | 4-1 | 1 | 355 | 854330MV | 4-1 | 1 | 404 | 900449 | 1 | 1 | 261 |
| 838148DA | 5-4-1 | 1 | 311 | 841040 | 1 | 1 | 420 | 849011 | 1-4 | 1 | 423 | 854331MV | 1-4 | 1 | 404 | 900453 | 1-4 | 1 | 210 |
| 838160DA | 1-5-4 | 1 | 312 | 841062 | 3-4-1 | 1 | 423 | 849062 | 1-3-4 | 1 | 423 | 854410MV | 1-4 | 1 | 404 | 900453EX | 10-6-1-8 | 1 | 261 |
| 838172DA | 1-4-5 | 1 | 312 | 841141 | 4-1-3 | 1 | 419 | 849141 | 4-3-1 | 1 | 419 | 854411MV | 4-1 | 1 | 404 | 900459 | | 1 | 432 |
| 838196DA | 1-5-4 | 1 | 313 | 841142 | 3-4-1 | 1 | 419 | 849142 | 1-4-3 | 1 | 419 | 854420MV | 4-1 | 1 | 404 | 900463 | 4-1 | 1 | 210 |
| 838212DA | 1-5-4 | 1 | 314 | 841171 | 1-4 | 1 | 419 | 849171 | 4-1 | 1 | 419 | 854421MV | 1-4 | 1 | 404 | 900463EX | 6-10-1-8 | 1 | 261 |
| 838214DA | 1-5-4 | 1 | 314 | 841182 | 1-5-12-4 | 1 | 323 | 849172 | 1-4 | 1 | 419 | 854430MV | 4-1 | 1 | 404 | 900469 | | 1 | 432 |
| 838221EX | | 1 | 377 | 841192EX | 10-1-6 | 1 | 383 | 849243 | 4-1-3 | 1 | 419 | 854431MV | 4-1 | 1 | 404 | 900473 | 1-4 | 1 | 210 |
| 838222EX | | 1 | 377 | 841243 | 4-3-1 | 1 | 419 | 849273 | 4-1 | 1 | 419 | 854510MV | 4-1 | 1 | 404 | 900473EX | 8-10-6-1 | 1 | 261 |
| 838223EX | | 1 | 377 | 841273 | 4-1 | 1 | 419 | 849411 | 1-4 | 1 | 423 | 854511MV | 1-4 | 1 | 404 | 900479 | | 1 | 432 |
| 838224EX | | 1 | 377 | 841282 | 4-5-1-12 | 1 | 323 | 849462 | 4-1-3 | 1 | 423 | 854520MV | 1-4 | 1 | 404 | | | | |
| 838236DA | 1-4-5 | 1 | 311 | 841292EX | 6-1-10 | 1 | 383 | 849511 | 1-4 | 1 | 423 | 854521MV | 4-1 | 1 | 404 | | | | |
| 838248DA | 4-1-5 | 1 | 311 | 841382 | 5-12-1-4 | 1 | 324 | 849562 | 4-3-1 | 1 | 423 | 854530MV | 1-4 | 1 | 404 | | | | |
| 838260DA | 5-4-1 | 1 | 312 | 841392EX | 10-6-1 | 1 | 383 | 850045 | | 1 | 425 | 854531MV | 1-4 | 1 | 404 | | | | |
| 838272DA | 4-1-5 | 1 | 312 | 841411 | 1-4 | 1 | 423 | 850050 | | 1 | 426 | 854610MV | 4-1 | 1 | 404 | | | | |
| 838296DA | 4-1-5 | 1 | 313 | 841462 | 1-3-4 | 1 | 423 | 850054 | | 2 | 425 | 854611MV | 1-4 | 1 | 404 | | | | |
| 838312DA | 5-4-1 | 1 | 314 | 841482 | 5-4-12-1 | 1 | 324 | 850060 | | 1 | 359-425 | 854620MV | 1-4 | 1 | 404 | | | | |
| 838314DA | 4-5-1 | 1 | 314 | 841492EX | 6-10-1 | 1 | 383 | 850061 | | 1 | 359-425 | 854621MV | 4-1 | 1 | 404 | | | | |
| 838336DA | 1-4-5 | 1 | 311 | 841562 | 4-1-3 | 1 | 423 | 850062 | | 1 | 359-425 | 854630MV | 1-4 | 1 | 404 | | | | |
| 838348DA | 5-4-1 | 1 | 311 | 841582 | 1-4-5-12 | 1 | 324 | 850063 | | 1 | 359-425 | 854631MV | 1-4 | 1 | 404 | | | | |
| 838360DA | 4-5-1 | 1 | 312 | 841682 | 1-5-12-4 | 1 | 323 | 850064 | | 1 | 359-425 | 859180 | | 1 | 435 | | | | |
| 838372DA | 1-4-5 | 1 | 312 | 841782 | 1-4-5-12 | 1 | 324 | 850080 | | 1 | 435 | 859188 | | 10 | 435 | | | | |
| 838396DA | 1-4-5 | 1 | 313 | 842180 | 1-4 | 1 | 323 | 850090 | | 1 | 426 | 859400 | | 1 | 359-426 | | | | |

GENERAL TERMS AND CONDITIONS OF SALE AND SUPPLY



To view the terms and conditions of the contracts scan the QR code.



CONDITIONS OF SALE

GENERAL CONDITIONS OF SALE AND SUPPLY
Validity Ref. of Rev. 01/2020 from 20 July 2020

1. INTRODUCTION

Unless specifically waived in writing, these General Conditions of Sale and Supply (hereinafter "General Conditions") constitute an integral part of all sale and supply contracts entered into by Palazzoli S.p.A. (hereinafter "Palazzoli" or the "Company") and the Customer is considered to have accepted them through the Order Confirmation. All Palazzoli offers, order confirmations, deliveries and invoices are governed by these General Conditions, unless explicitly and specifically waived by Palazzoli in writing. The Customer is considered to have accepted these General Conditions even if they differ from any general or specific purchase conditions issued by the Customer itself, which shall in no way be binding on Palazzoli, unless the latter has specifically approved them in writing.

The General Conditions are published on the Palazzoli website (www.palazzoli.com) and can be consulted and printed by Customers at any time.

Through the Order Confirmation, Customer declares to have viewed and fully accepted the contents of these General Conditions.

Palazzoli may update, supplement and/or amend these Conditions at any time, giving written notice of any such changes on its website (www.palazzoli.com). Any such updates, amendments and/or supplements shall apply to supply and sale Orders received by Palazzoli on dates after that on which they were published on the website.



Ambassadors of Made in Italy

Customer focused operations

Smart engineering

Top Manufacture

Service excellence



Palazzoli S.p.A.

Via F. Palazzoli, 31 - 25128 Brescia - Italy

Tel. +39 030 2015.1

palazzoli.com



Palazzoli
SISTEMI ELETTRICI E LUCE D'AUTORE