



**ELECTRICAL INDUSTRIES**



# Lighting solutions

# CERTIFICATIONS - ISO 9000 and ENEC

## ISO 9000

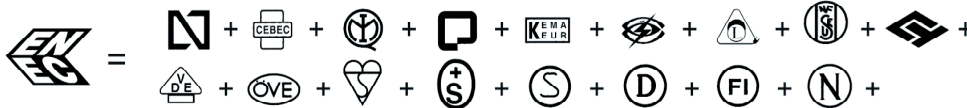
**ISO 9000** identifies a series of rules and guidelines developed by ISO (International Organization for Standardization), which propose a processes Quality Management System directed to improve the effectiveness and efficiency in a business organisation.

The constant pursuit of quality through controls and operational procedures is complemented by further commitments turned to a safer working place and for the expectations and satisfaction of our customers.



## ENEC

ENEC is the European mark of conformity to the EN standards for the lighting apparatus and its components established within the CENELEC organisation by certification bodies which have acceded to an agreement called "Lum Agreement" for a common and mutual recognition of a single mark. The certification bodies of the following countries joined the agreement: Spain, Belgium, Italy, Portugal, Netherlands, Ireland, Luxembourg, France, Greece, Germany, Austria, Great Britain, Switzerland, Sweden, Denmark, Finland, Norway, Hungary, Czech Republic, Slovenia.




- ✓ The ENEC mark shall be issued only on the basis of harmonised EN European standards.
- ✓ The ENEC mark, whose symbol is above, shall be issued by any signatories to the agreement and automatically recognized by all the others.
- ✓ On the side of the ENEC mark there is a number that identifies the issuing body.

The ENEC mark is based on the application of certain principles:

- ✓ The manufacturer of lighting equipments must be certified by a Certified Quality System UNI EN ISO 9001.
- ✓ The ENEC mark is independently granted by a neutral body.
- ✓ The certified product is subject to surveillance in its production phase by the body which issued the conformity certificate.

Therefore the ENEC mark is a high value European mark based on strict granting criteria.



**5** Amenity Lighting



Drop2  
8

**11** Waterproof Lighting



Atlantis PC/PM  
11

**13** External Floodlights



Style SM  
13



Continental  
28

**34** Internal & External Low Bay Floodlighting



Start 1x  
35

**38** Decorative & Industrial Hi-Bay Floodlighting



Easy Deco  
42

**50** Display Lighting



Nice Led/RGB  
53

**61** Public Lighting



Avantgarde Plus  
64

**71** Office & Commercial Lighting



Fly  
74



Master SLB/SLA  
76

**79** Technical Information

Lamp Categories  
Photometric Values

**80** Marine Lighting




Nautilux Series  
80

**83** Marine Lighting in Aluminium Alloy



Rino and Nave Series  
83

**89** Industrial Lighting in Stainless Steel & Glass



Rino Series  
89

**99** ATEX - Lighting Fixtures in Aluminium Alloy



Rino Ex Series  
99



Rino Ex Series  
101

# Interior & Exterior Lighting Solutions



CERTIFICATIONS

ISO 9200 and ENEC

**4** GLOSSARY OF TERMS

glossary

**5** AMENITY LIGHTING

Drop I

Drop IV

Drop 2

Drop 2V

Drop 1&2 Led

**11** WATERPROOF LIGHTING

Atlantis PC/PM

Atlantis R

**13** EXTERNAL FLOODLIGHTS

Style SM

Style AS

Style CTS

Style SMT

Style Accessories

Evolution SM

Evolution AS

Evolution CT

Cross SM

Cross AS

Cross CT

Evolution & Cross Accessories

Cosmo SM

Cosmo AS

Cosmo CT

Continental SM

Continental AS

Continental CTS

Cosmo & Continental Accessories

**34** INTERNAL & EXTERNAL LOW BAY FLOODLIGHTING

Start 1X SM/AS

Start 2X SM/AS

Start Accessories

**38** DECORATIVE AND INDUSTRIAL HI BAY FLOODLIGHTING

Kronos C/S

Kronos Deco

Easy C/S

Easy Deco

Easy N

Easy SAT/Kronos SAT

Easy/Kronos Accessories

Ego I

Ego II

Ego III

Ego IV

**50** DISPLAY LIGHTING

Nice TS/MC

Nice PAR30/AR111

Nice LED/RGB

Nice Accessories

Spin MC

Spin MC111

Spin AR1111/PAR30

Spin LED/RGB

Spin Lite

Accessories Spin & electrified tracks

**61** PUBLIC LIGHTING

Avantgarde C/S

Avantgarde Pro

Avantgarde Plus

Avantgarde Plus LED

Avantgarde XL

Avantgarde XL LED

Avantgarde Accessories

**71** OFFICE & COMMERCIAL LIGHTING

Office SLB/SLA

Office PAR/DIFF

Fly

Onda IND/DUO

Master SLB/SLA

Master PAR/DIFF

Relax IND/DUO

**79** TECHNICAL INFORMATION

Lamps categories

Photometric Values

**80** MARINE LIGHTING

Nautilux Series

**83** MARINE LIGHTING IN ALUMINIUM ALLOY

Rino Series

Nave Series

**89** INDUSTRIAL LIGHTING IN STAINLESS STEEL AND GLASS

Rino Series

**99** ATEX - LIGHTING FIXTURES IN ALUMINIUM ALLOY

Rino-Ex Series

## GLOSSARY of TERMS

	Mark of compliance with European standards for lighting equipments and components.		Surface exposed to the wind
	Compliance with essential security requirements provided by one or more Community Directives.		Luminaires without electrical components
	Luminaires suitable for direct mounting on normally flammable surfaces		Switch Start LPF (Low Power Factor)
	Luminaires suitable for discharge lamps		Switch Start LPF (Low Power Factor) Lamps Supplied with Fitting
	Product in class I, require grounding		Switch Start HPF (High Power Factor)
	Product in class II, double insulation		Switch Start HPF (High Power Factor) Lamps Supplied with Fitting
	Protected against solid objects greater than 12 mm		Circular fluorescent lamp
	Protected against solid objects greater than 12 mm and spraying water		Compact fluorescent lamp
	Protected against solid objects greater than 1 mm		Linear fluorescent lamp
	Dust-protected and water jets		Incandescent lamp
	Dust-tight and protected against water jets		PAR30 lamp
	Dust-tight and protected against heavy seas		Incorporated reflector 12V halogen lamp
	Tubular metal halide lamp		
	Ellipsoidal metal halide lamp		
	Double ended metal halide lamp		
	Tubular metal halide lamp with soft ignition 0,8/1,0 KV		
	Ellipsoidal metal halide lamp with soft ignition 0,8/1,0 KV		
	Tubular high pressure sodium lamp		
	Ellipsoidal high pressure sodium lamp		
	Double ended high pressure sodium lamp		
	Ellipsoidal mercury vapour lamp		
	High Frequency (HF)		
	High Frequency (HF) Lamps Supplied with Fitting		



## DROP 1 Series

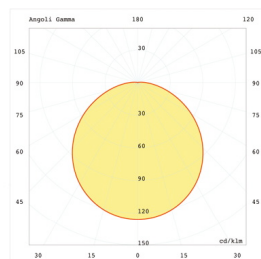
### APPLICATION

New generation compact waterproof fitting suitable for hotels and civil, commercial, industrial and public areas.

### TECHNICAL FEATURES

Opening of the product is made by releasing the frame and the diffuser pressing three clips. It is not necessary to use a tool for general maintenance cleaning, or lamp replacement.





**Housing and frame** with reinforced nylon fibre glass. Shaped silicon **gasket**. **Reflector** in plain pressed aluminium for incandescent version. Opal polycarbonate **diffuser**, shockproof and self-extinguishing, satinated inside, smooth outside. **Reflecting/removable wiring plate**, with reinforced nylon fibre glass. Conventional or with electronic ballast 230V 50Hz **power supply**, PVC HT 105° wiring non-flame propagating, 4P nylon terminal block, double insulation on all versions. Cable entry is on the side ready for standard or prompt 16 mm cablegland connection or wall entrance on the bottom. Ready for serial configuration.




DROP 1 1x75W E27

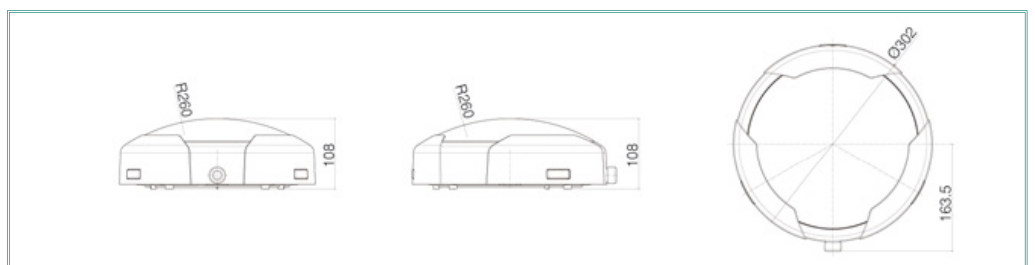


### DROP 1

			Power	Control gear	Lampholder	Weight
						
100901.102	100903.102	100902.102	INC/EL E27	NC	1xE27	1,12
100901.202	100903.102	100902.102	INC/EL E27	NC	2xE27	1,12
100711.109	100903.102	100902.102	FLC 1x9W S	CN	1xG23	1,53
100711.209	100903.102	100902.102	FLC 2x9W S	CN	2xG23	1,60
100711.113	100903.102	100902.102	FLC 1x13W D	CN	1xG24d1	1,60
100711.213	100903.102	100902.102	FLC 2x13W D	CN	2xG24d1	1,94
100711.116	100903.102	100902.102	FLC 1x16W 2 pin	CN	1xGR8	1,58
100711.122	100903.102	100902.102	FC 1x22W	CN	1xG10q	,65
 100711.11601	100713.11601	100712.11601	FLC 1x16W 4 pin - EMERG	CN	1xGR10q	2,58
100821.109	100903.102	100902.102	FLC 1x9W S/E	EL	1x2G7	1,53
100821.209	100903.102	100902.102	FLC 2x9W S/E	EL	2x2G7	1,60
100821.116	100903.102	100902.102	FLC 1x16W EL 4 pin	EL	1xGR10q	1,58
100821.122	100903.102	100902.102	FC 1x22W EL	EL	1xG10q	1,65
100821.113	100903.102	100902.102	FLC 1x13W EL D/E	EL	1xG24q1	1,60
100821.213	100903.102	100902.102	FLC 2x13W EL D/E	EL	2xG24q1	1,94

#### Available on request:

- Double Switching
-  • 1x16W 4 pins emergency version
- All fittings exclude lamps.





## DROP 1V Series

### APPLICATION

New generation compact waterproof fitting suitable for hotels and civil, commercial, industrial and public areas. Ideal for wall mounting.

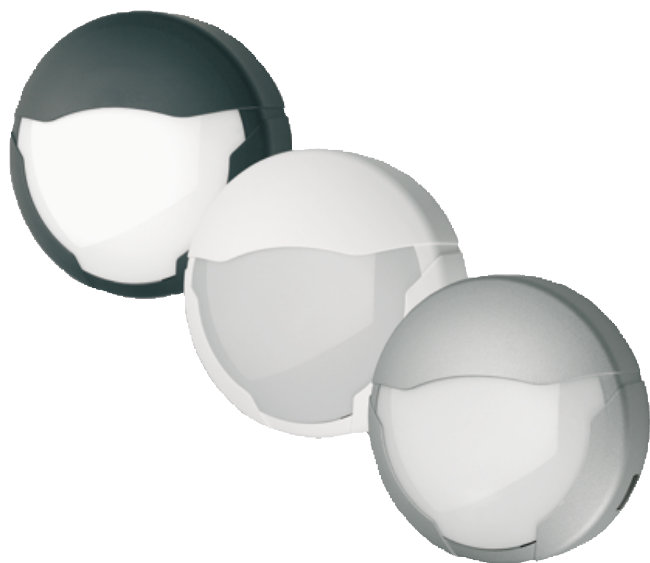
### TECHNICAL FEATURES

Opening of the product is made by releasing the visor and the diffuser just pressing three clips. It is not necessary to use a tool for general maintenance cleaning, or lamp replacement.





**Housing** and **visor** with reinforced nylon fibre glass. Shaped **silicon gasket**. **Reflector** in plain pressed aluminium for incandescent version. Opal polycarbonate **diffuser**, shockproof and self-extinguishing, satinated inside, smooth outside. **Reflecting/removable wiring plate**, with reinforced nylon fibre glass.

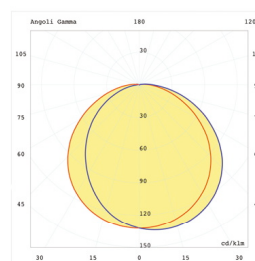

Conventional or with electronic ballast 230V 50Hz **power supply**, PVC HT 105° wiring non-flame propagating, 4P nylon terminal block, double insulation on all versions. Cable entry is on the side ready for standard or prompt 16 mm cable gland connection or wall entrance on the bottom.

Ready for serial configuration.



### DROP 1V


			Power	Control gear	Lampholder	Weight
						
105901.102	105903.102	105902.102	INC/EL E27	NC	1xE27	1,12
105901.202	105903.202	105902.202	INC/EL E27	NC	2xE27	1,12
105711.109	105713.109	105712.109	FLC 1x9W S	CN	1xG23	1,53
105711.209	105713.209	105712.209	FLC 2x9W S	CN	2xG23	1,60
105711.113	105713.113	105712.113	FLC 1x13W D	CN	1xG24d1	1,60
105711.213	105713.213	105712.213	FLC 2x13W D	CN	2xG24d1	1,94
105711.116	105713.116	105712.116	FLC 1x16W 2 pin	CN	1xGR8	1,58
105711.122	105713.122	105712.122	FC 1x22W	CN	1xG10q	,65
 100511.11601	100513.11601	100512.11601	FLC 1x16W 4 pin - EMERG	CN	1xGR10q	2,58
105821.109	105823.109	105822.109	FLC 1x9W S/E	EL	1x2G7	1,53
105821.209	105823.209	105822.209	FLC 2x9W S/E	EL	2x2G7	1,60
105821.116	105823.116	105822.116	FLC 1x16W EL 4 pin	EL	1xGR10q	1,58
105821.122	105823.122	105822.122	FC 1x22W EL	EL	1xG10q	1,65
105821.113	105823.113	105822.113	FLC 1x13W EL D/E	EL	1xG24q1	1,60
105821.213	105823.213	105822.213	FLC 2x13W EL D/E	EL	2xG24q1	1,94

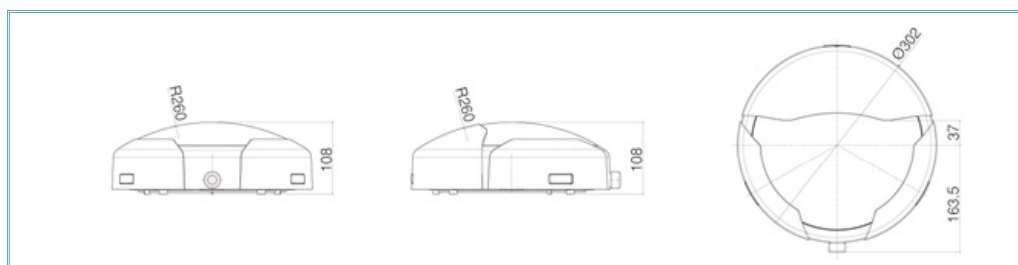


DROP 1 V FLC 1x16W GR8



### Available on request:

- Double Switching
-  • 1x16W 4 pins emergency version
- All fittings exclude lamps.



## DROP 2 Series

### APPLICATION

New generation compact waterproof fitting suitable for hotels and civil, commercial, industrial and public areas.

### TECHNICAL FEATURES

Opening of the product is made by releasing the frame and the diffuser just pressing three clips. It is not necessary to use a tool for general maintenance cleaning, or lamp replacement.

**Housing and frame** with reinforced nylon fibre glass.

Shaped silicon **gasket**.

**Reflector** in plain pressed aluminium for incandescent version, FLC 2x18W and FLC 2x26W.

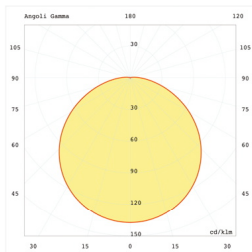
Opal polycarbonate **diffuser**, shockproof and self-extinguishing, satinated inside, smooth outside.

**Reflecting/removable wiring plate**, with reinforced nylon fibre glass.

Conventional or with electronic ballast 230V 50Hz **power supply**, PVC HT 105° wiring non-flame propagating, 4P nylon terminal block, double insulation on all versions.

Cable entry is on the side ready for standard or prompt 16 mm cable gland connection or wall entrance on the bottom.

Ready for serial configuration.



DROP 2 2x26W G24d3

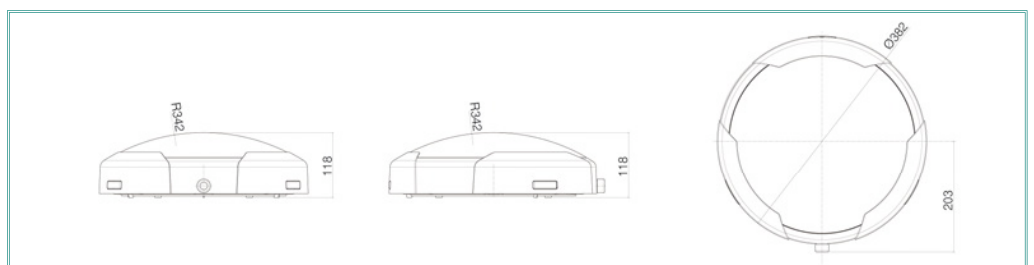


#### Available on request:

- Double Switching
- 2x18W and 2x26W 4 pins emergency versions
- All fittings exclude lamps.

## DROP 2

			Power	Control gear	Lampholder	Weight	
101901.102	101903.102	101902.102	INC/EL E27	NC	1xE27	1,53	
101901.202	101903.202	101902.202	INC/EL E27	NC	2xE27	1,53	
101711.111	101713.111	101712.111	FLC 1x11W S	CN	1xG23	2,60	
101711.211	101713.211	101712.211	FLC 2x11W S	CN	2xG23	2,36	
101721.128	101723.128	101722.128	FLC 1x28W	CNR	1xGR8	2,33	
101721.132	101723.132	101722.132	FC 1x32W	CNR	1xG10q	2,08	
101721.138	101723.138	101722.138	FC 1x38W	CNR	1xGR10q	2,35	
101721.218	101723.218	101722.218	FLC 2x18W D	CNR	2xG24d2	2,36	
101721.226	101723.226	101722.226	FLC 2x26W D	CNR	2xG24d3	2,93	
101721.219	101723.219	101722.219	FLC 2x18W L	CNR	2xG24d3	2,40	
	101721.21801	101723.21801	101722.21801	FLC 2x18W D - EMERG	CNR	2xG24q2	3,90
	101721.22601	101723.22601	101722.22601	FLC 2x26W D - EMERG	CNR	2xG24q3	3,40
101821.111	101823.111	101822.111	FLC 1x11W S/E	EL	1x2G7	2,60	
101821.211	101823.211	101822.211	FLC 2x11W S/E	EL	2x2G7	2,36	
101821.132	101823.132	101822.132	FC 1x32W EL	EL	1xG10q	2,08	
101821.128	101823.128	101822.128	FC 1x28W EL	EL	1xGR10q	2,33	
101821.138	101823.138	101822.138	FC 1x38W EL	EL	1xGR10q	2,35	
101821.138	101823.138	101822.138	FLC 2x18W D/E	EL	2xG24q2	2,36	
101821.226	101823.226	101822.226	FLC 2x26W D/E	EL	2xG24q3	2,93	



## DROP 2V Series

### APPLICATION

New generation compact waterproof fitting suitable for hotels and civil, commercial, industrial and public areas. Ideal for wall mounting.

### TECHNICAL FEATURES

**Housing** and **visor** with reinforced nylon fibre glass. Shaped silicon gasket.

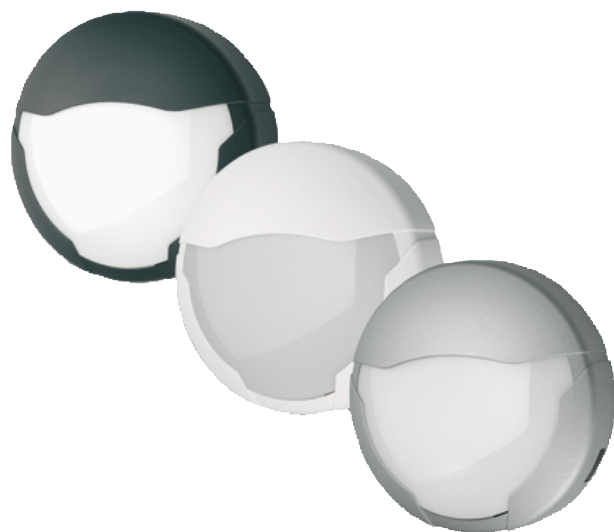
**Reflector** in plain pressed aluminium for incandescent version, FLC 2x18W and FLC 2x26W.

Opal polycarbonate **diffuser**, shockproof and self-extinguishing, satinated inside, smooth outside.






**Reflecting/removable wiring plate**, with reinforced nylon fibre glass. Conventional or with electronic ballast 230V 50Hz **power supply**, PVC HT 105° wiring non-flame propagating, 4P nylon terminal block, double insulation on all versions.

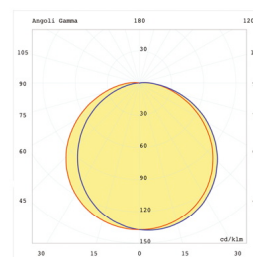

Cable entry is on the side ready for standard or prompt 16 mm cable gland connection or wall entrance on the bottom.

Ready for serial configuration.



### DROP 2V


			Power	Control gear	Lampholder	Weight
						
106901.102	106903.102	106902.102	INC/EL E27	NC	1xE27	1,69
106901.202	106903.202	106902.202	INC/EL E27	NC	2xE27	1,69
106711.111	106713.111	106712.111	FLC 1x11W S	CN	1xG23	2,76
106711.211	106713.211	106712.211	FLC 2x11W S	CN	2xG23	2,52
106721.128	106723.128	106722.128	FLC 1x28W	CNR	1xGR8	2,49
106721.132	106723.132	106722.132	FC 1x32W	CNR	1xG10q	2,24
106721.138	106723.138	106722.138	FC 1x38W	CNR	1xGR10q	2,51
106721.218	106723.218	106722.218	FLC 2x18W D	CNR	2xG24d2	2,52
106721.226	106723.226	106722.226	FLC 2x26W D	CNR	2xG24d3	3,09
106721.219	106723.219	106722.219	FLC 2x18W L	CNR	2xG11	2,56
 106721.21801	106723.21801	106722.21801	FLC 2x18W D - EMERG	CNR	2xG24q2	4,06
 106721.22601	106723.22601	106722.22601	FLC 2x26W D - EMERG	CNR	2xG24q3	3,56
106821.111	106823.111	106822.111	FLC 1x11W S/E	EL	1x2G7	2,76
106821.211	106823.211	106822.211	FLC 2x11W S/E	EL	2x2G7	2,52
106821.132	106823.132	106822.132	FC 1x32W EL	EL	1xG10q	2,24
106821.128	106823.128	106822.128	FC 1x28W EL	EL	1xGR10q	2,49
106821.138	106823.138	106822.138	FC 1x38W EL	EL	1xGR10q	2,51
106821.218	106823.218	106822.218	FLC 2x18W D/E	EL	2xG24q2	2,52
106821.226	106823.226	106822.226	FLC 2x26W D/E	EL	2xG24q3	3,09

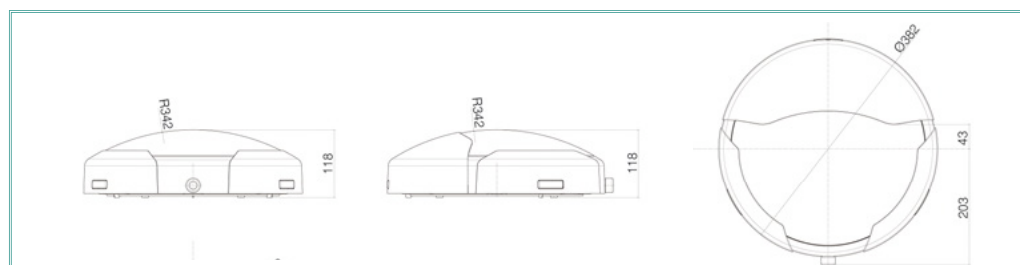


DROP 2 V 2x26W G24d3



#### Available on request:

- Double Switching
-  • 2x18W and 2x26W 4 pins emergency versions
- All fittings exclude lamps.



## DROP 1&2 LED Series

### APPLICATION

New generation compact waterproof fitting suitable for hotels and civil, commercial, industrial and public areas.

### TECHNICAL FEATURES

Opening of the product is made by releasing the frame and the diffuser pressing three clips. The product doesn't need any maintenance thanks to LED technology.

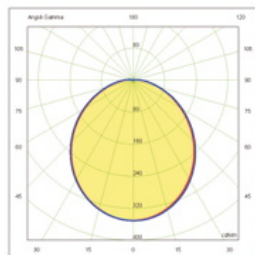

**Housing and frame** with reinforced nylon fibre glass. Shaped silicon **gasket** Opal polycarbonate **diffuser**, shockproof and self-extinguishing, satinated inside, smooth outside.

**Drop1 LED module:** made with 240 LED of 0,05W each; available colour temperatures are 3000K with 960 lumen flux and 6000K with 1320 lumen flux. The actual power consumption is 12W.

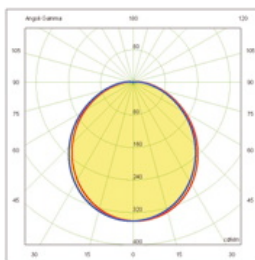
**Drop2 LED module:** made with 308 LED of 0,05W each; available colour temperatures are 3000K with 1478 lumen flux and 6000K with 1694 lumen flux. The actual power consumption is 18W.

LED module average life: 40,000 hours. Available on Drop1 a version with motion sensor, which allows immediate device switching. Perfect for public, common areas in apartment buildings or hotels, for a tangible saving.

Ready for serial configuration.



DROP 1 LED



DROP 2 LED

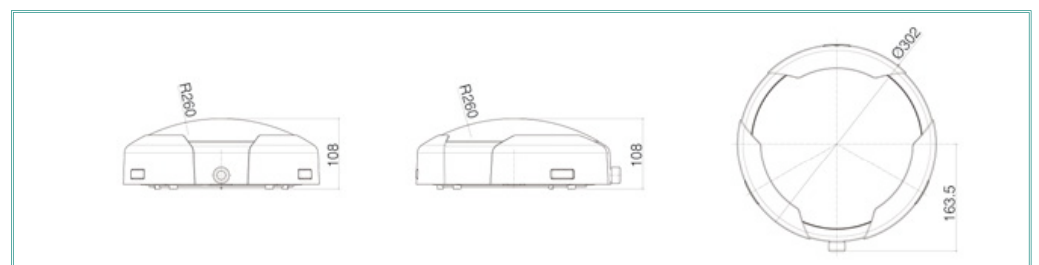


### DROP 1&2 LED


			Power	Control gear	Lampholder	Weight
100641.112	100643.112	100642.112	LED 240x0,05W - 960 Lumen col. 3000K	CNL	LED	1,30
100641.113	100643.113	100642.113	LED 240x0,05W - 1320 Lumen col. 6000K	CNL	LED	1,30
100641.212	100643.212	100642.212	LED 240x0,05W - 960 Lumen col. 3000K+ HF SENSOR	CNL	LED	1,44
100641.213	100643.213	100642.213	LED 240x0,05W - 1320 Lumen col. 6000K+ HF SENSOR	CNL	LED	1,44
101641.118	101643.118	101642.118	LED 308x0,05W - 1478 Lumen col. 3000K	CNL	LED	1,76
101641.119	101643.119	101642.119	LED 308x0,05W - 1694 Lumen col. 6000K	CNL	LED	1,76

#### Options:

- High frequency movement sensor
- Timer settings
- Light control sensor.



# Atlantis PC/PM - WATERPROOF LIGHTING



## ATLANTIS PC/PM Series

### APPLICATION

Waterproof fitting suitable for civil, commercial, industrial and public areas where protection against dust and heavy humidity is required.

### TECHNICAL FEATURES

It is not necessary to use a tool for general maintenance cleaning, or lamp replacement.

Polycarbonate **housing** with high degree of impact resistance.

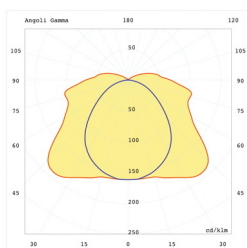
Anti-ageing sealing **gasket**

Unbreakable self-extinguishing **polycarbonate diffuser**, prismatic inside, smooth finishing outside, injection moulded (PC series).

Unbreakable self-extinguishing **methacrylate diffuser**, prismatic inside, smooth finishing outside, injection moulded (PM series).

**Reflector** in white painted steel sheet.

**Power supply** 230V 50Hz, power cable HT 105° non-flame propagating, standard approved terminal block.

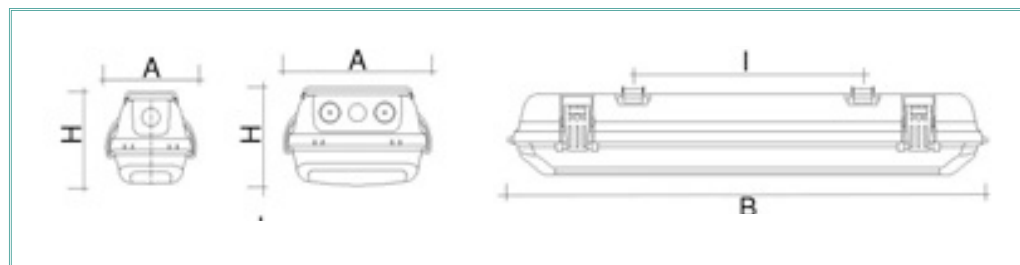


ATLANTIS PC-PM 1x36W



## ATLANTIS PC/PM

	Power	Control gear	Lampholder	Weight	A	B	H	l	m <sup>2</sup>	
PC	102727.118	FL 1x18W T8	CNR	2xG13	1,75	90	667	98	420	0,007
	102727.136	FL 1x36W T8	CNR	2xG13	2,45	90	1276	98	775	0,013
	102727.158	FL 1x58W T8	CNR	2xG13	3,10	90	1576	98	1070	0,017
	102727.218	FL 2x18W T8	CNR	4xG13	2,10	155	667	102	455	0,013
	102727.236	FL 2x36W T8	CNR	4xG13	3,90	155	1276	102	770	0,024
	102727.258	FL 2x58W T8	CNR	4xG13	5,20	155	1576	102	1055	0,030
	102827.118	FL 1x18W T8	EL	2xG13	1,55	90	667	98	420	0,007
	102827.136	FL 1x36W T8	EL	2xG13	2,25	90	1276	98	775	0,013
	102827.158	FL 1x58W T8	EL	2xG13	2,90	90	1576	98	1070	0,017
	102827.218	FL 2x18W T8	EL	4xG13	1,90	155	667	102	455	0,013
	102827.236	FL 2x36W T8	EL	4xG13	3,70	155	1276	102	770	0,024
	102827.258	FL 2x58W T8	EL	4xG13	5,00	155	1576	102	1055	0,030
PM	103727.118	FL 1x18W T8	CNR	2xG13	1,75	90	667	98	420	0,007
	103727.136	FL 1x36W T8	CNR	2xG13	2,45	90	1276	98	775	0,013
	103727.158	FL 1x58W T8	CNR	2xG13	3,10	90	1576	98	1070	0,017
	103727.218	FL 2x18W T8	CNR	4xG13	2,10	155	667	102	455	0,013
	103727.236	FL 2x36W T8	CNR	4xG13	3,90	155	1276	102	770	0,024
	103727.258	FL 2x58W T8	CNR	4xG13	5,20	155	1576	102	1055	0,030
	103827.118	FL 1x18W T8	EL	2xG13	1,55	90	667	98	420	0,007
	103827.136	FL 1x36W T8	EL	2xG13	2,25	90	1276	98	775	0,013
	103827.158	FL 1x58W T8	EL	2xG13	2,90	90	1576	98	1070	0,017
	103827.218	FL 2x18W T8	EL	4xG13	1,90	155	667	102	455	0,013
	103827.236	FL 2x36W T8	EL	4xG13	3,70	155	1276	102	770	0,024
	103827.258	FL 2x58W T8	EL	4xG13	5,00	155	1576	102	1055	0,030
e	code+01	Emergency kit 18/36/58W								



### Available on request:

- Double Switching
- Emergency kit
- All fittings exclude lamps
- Stainless steel clips available on request.

## ATLANTIS R Series

### APPLICATION

Waterproof fitting suitable for civil and industrial locations, laboratories, warehouses where protection against dust and heavy humidity is required.

### TECHNICAL FEATURES

It is not necessary to use a tool for general maintenance cleaning, or lamp replacement.

Self-extinguishing polycarbonate **housing** with very high degree of impact toughness, resistant to the glow wire test at 750° and the actions of the most aggressive chemical agents.


Anti-ageing sealing **gasket**

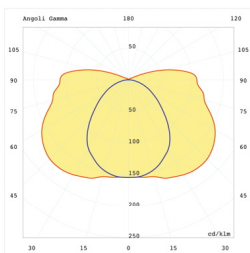
Protection **tube** in transparent polycarbonate smooth finished and dust protected, unbreakable and self-extinguishing in class V<sub>1</sub>.

**Electronic ballast** 230/240V 50Hz, power cable HT 105° non-flame propagating, standard approved terminal block.



### ATLANTIS R

	Power	Control gear	Lampholder	Weight	A	B	H	l	m <sup>2</sup>
104827.118	FL 1x18W T8	EL	2xG13	1,60	90	667	127	420	0,007
104827.136	FL 1x36W T8	EL	2xG13	2,30	90	1276	127	775	0,013
104827.158	FL 1x58W T8	EL	2xG13	2,80	90	1576	127	1070	0,017
104827.218	FL 2x18W T8	EL	4xG13	1,90	130	662	127	455	0,013
104827.236	FL 2x36W T8	EL	4xG13	3,10	130	1272	127	770	0,024
104827.258	FL 2x58W T8	EL	4xG13	4,20	130	1576	127	1055	0,030
 code+01	Emergency kit 18/36/58W								

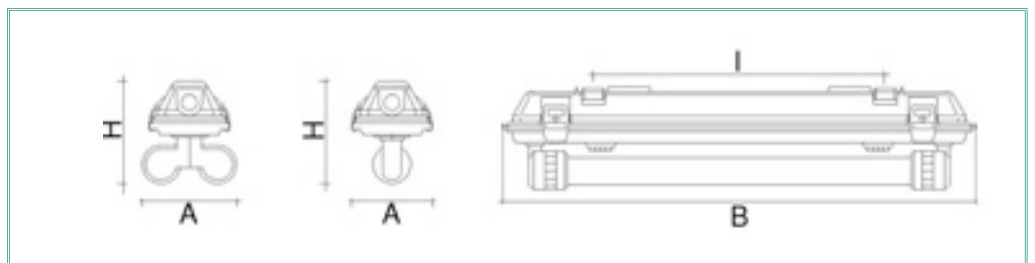


ATLANTIS R 1x36W



#### Available on request:

- Emergency kit
- All fittings exclude lamps.



# EXTERNAL FLOODLIGHTS



# EXTERNAL FLOODLIGHTS - *Style SM*

## STYLE SM Series

### APPLICATION

Elegant and modern hi-tech floodlight designed to satisfy various applications. Perfect to light up building walls or facades, gardens, shop windows and small areas. Suitable also for interior lighting situations thanks to its linear and essential design.

### TECHNICAL FEATURES

It is not necessary to use a tool for general maintenance cleaning, or lamp replacement. **Housing** and **frame** in die-cast aluminium with large cooling fins designed to facilitate the heat outflow.

Thermal separator in die-cast aluminium directly installed between lamp and wiring box.

**Paintwork** in thermosetting polyester powder resistant to atmospheric agents and corrosion, guaranteed for more than 1,000 hours in saline mist.

Silk-screened 4 mm tempered **glass** reporting the main product features.

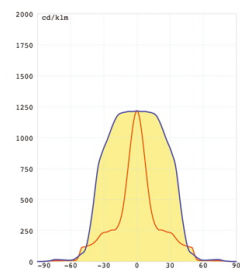
Anodized and polished 99.85 pure aluminium **symmetric optic** with hammer finishing.

Pure silicon **gasket** with remarkable performances of elasticity and heat resistance.

Double ended Rx7s ceramic **lampholder**. M20 IP68 tear proof **cablegland**.

Ready for serial configuration through a second cablegland. **Power supply** 230V 50Hz, 1 mm<sup>2</sup> silicon cables with glass sheath, nylon with fiber glass 3 pole terminal block. Innovative **bracket tightening system** to hide it inside the projector giving the floodlight a clean design.

2.3 mm thick shaped steel bracket for maximum stability with certified rotation-proof system.



STYLE SM MH-TS 70W



#### Available on request:

- Electronic ballast
- Goretex filter
- Coloured Lamps available in Green, Blue, Magenta and Orange.

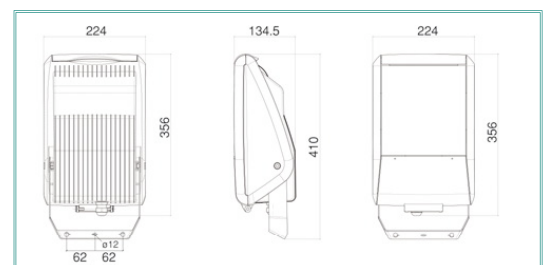
#### Accessories:

- See page 18

### STYLE SM

			Power	Control gear	Lampholder	Weight
200001.170	200003.170	200002.170	NC + 1x70W/ALO 500W	NC	1xRX7s	3,40
200001.115	200003.115	200002.115	NC 1x150W	NC	1xRX7s	3,40
200121.170	200123.170	200122.170	SHP-TS/MH-TS 1x70W	CNR	1xRX7s	4,60
200121.115	200123.115	200122.115	SHP-TS/MH-TS 1x150W	CNR	1xRX7s	5,50
200131.170	200133.170	200132.170	SHP-TS 1x70W	CNRL	1xRX7s	4,60*
200131.115	200133.115	200132.115	SHP-TS 1x150W	CNRL	1xRX7s	5,50*
200231.170	200233.170	200232.170	MH-TS 1x70W	CNRL	1xRX7s	4,60*
200231.115	200233.115	200232.115	MH-TS 1x150W	CNRL	1xRX7s	5,50*

\*Lamp included





## STYLE AS Series

### APPLICATION

Elegant and modern hi-tech floodlight designed to satisfy various applications. Perfect to light up building walls or facades, gardens, shop windows and small areas. Suitable also for interior lighting situations thanks to its linear and essential design.

### TECHNICAL FEATURES

It is not necessary to use a tool for general maintenance cleaning, or lamp replacement. **Housing** and **frame** in die-cast aluminium with large cooling fins designed to facilitate the heat outflow. Thermal separator in die-cast aluminium directly installed between lamp and wiring box. **Paintwork** in thermosetting polyester powder resistant to atmospheric agents and corrosion, guaranteed for more than 1,000 hours in saline mist.

Silk-screened 4 mm tempered glass reporting the main product features.

Anodized and polished 99.85 pure aluminium **asymmetric optic** with hammer finishing. Asymmetry vertex at 30°.

Pure silicon **gasket** with remarkable performances of elasticity and heat resistance.

Double ended Rx7s ceramic **lampholder**. M20 IP68 tear proof **cable gland** Ready for serial configuration through a second cable gland.

**Power supply** 230V 50Hz, 1 mm<sup>2</sup> silicon cables with glass sheath, nylon with fiber glass 3 pole terminal block. Innovative **bracket tightening system** to hide it inside the projector giving the floodlight a clean design.

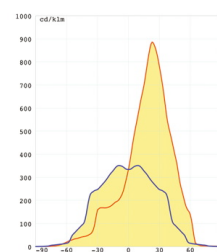
2.3 mm thick shaped steel bracket for maximum stability with certified rotation-proof system.



### STYLE AS

			Power	Control gear	Lampholder	Weight
202001.170	202003.170	202002.170	NC+1x70W/ALO 500W	NC	1xRX7s	3,40
202001.115	202003.115	202002.115	NC 1x150W	NC	1xRX7s	3,40
202121.170	202123.170	202122.170	SHP-TS/MH-TS 1x70W	CNR	1xRX7s	4,60
202121.115	202123.115	202122.115	SHP-TS/MH-TS 1x150W	CNR	1xRX7s	5,50
202131.170	202133.170	202132.170	SHP-TS 1x70W	CNRL	1xRX7s	4,60*
202131.115	202133.115	202132.115	SHP-TS 1x150W	CNRL	1xRX7s	5,50*
202231.170	202233.170	202232.170	MH-TS 1x70W	CNRL	1xRX7s	4,60*
202231.115	202233.115	202232.115	MH-TS 1x150W	CNRL	1xRX7s	5,50*

\*Lamp included



#### STYLE AS MH-TS 150W

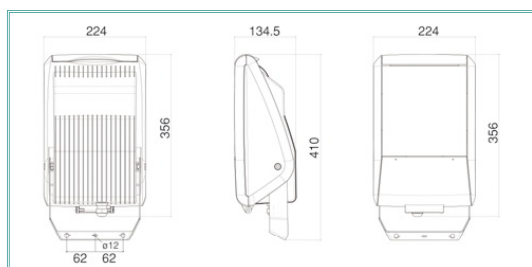


#### Available on request:

- Electronic ballast
- Goretex filter

#### Accessories:

- See page 18



## STYLE CTS Series

### APPLICATION

Elegant and modern hi-tech floodlight designed to satisfy various applications. Perfect to light up building walls or facades, gardens, shop windows and small areas. Suitable also for interior lighting situations thanks to its linear and essential design.

### TECHNICAL FEATURES

It is not necessary to use a tool for general maintenance cleaning, or lamp replacement. **Housing** and **frame** in die-cast aluminium with large cooling fins designed to facilitate the heat outflow. Thermal separator in die-cast aluminium directly installed between lamp and wiring box. **Paintwork** in thermosetting polyester powder resistant to atmospheric agents and corrosion, guaranteed for more than 1,000 hours in saline mist.

Silk-screened 4 mm tempered **glass** reporting the main product features.

Anodized and polished 99.85 pure aluminium **concentrating beam optic**. 16° light beam aperture.

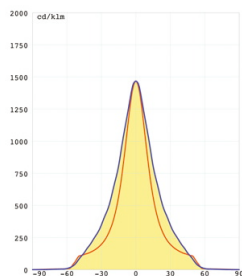
Pure silicon **gasket** with remarkable performances of elasticity and heat resistance.

Double ended Rx7s ceramic **lampholder**.

M20 IP68 tear proof **cableglend**

Ready for serial configuration through a second cableglend.

**Power supply** 230V 50Hz, 1 mm<sup>2</sup> silicon cables with glass sheath, nylon with fibre glass 3 pole terminal block. Innovative **bracket tightening system** to hide it inside the projector giving the floodlight a clean design. 2.3 mm thick shaped steel bracket for maximum stability with certified rotation-proof system.



STYLE CTS SHP-TS 150W






#### Available on request:

- Electronic ballast
- Goretex filter

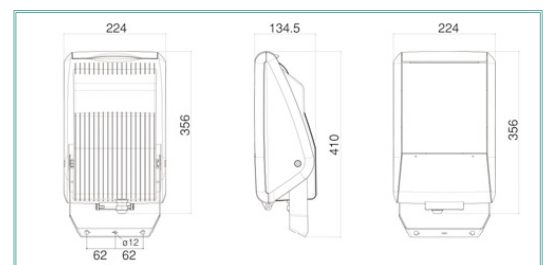
#### Accessories:

- See page 18

### STYLE CTS

			Power	Control gear	Lampholder	Weight
			NC+1x70W/ALO 500W	NC	1xRX7s	3,40
204001.170	204003.170	204002.170	NC 1x150W	NC	1xRX7s	3,40
204001.115	204003.115	204002.115	SHP-TS/MH-TS 1x70W	CNR	1xRX7s	4,60
204121.170	204123.170	204122.170	SHP-TS/MH-TS 1x150W	CNR	1xRX7s	5,50
204121.115	204123.115	204122.115	SHP-TS 1x70W	CNRL	1xRX7s	4,60*
204131.170	204133.170	204132.170	SHP-TS 1x150W	CNRL	1xRX7s	5,50*
204131.115	204133.115	204132.115	MH-TS 1x70W	CNRL	1xRX7s	4,60*
204231.170	204233.170	204232.170	MH-TS 1x150W	CNRL	1xRX7s	5,50*
204231.115	204233.115	204232.115				

\*Lamp included



## STYLE SMT Series

### APPLICATION

Elegant and modern hi-tech floodlight designed to satisfy various applications. Perfect to light up building walls or facades, gardens, shop windows and small areas. Suitable also for interior lighting situations thanks to its linear and essential design.

### TECHNICAL FEATURES

It is not necessary to use a tool for general maintenance cleaning, or lamp replacement. **Housing and frame** in die-cast aluminium with large cooling fins designed to facilitate the heat outflow. Thermal separator in die-cast aluminium directly installed between lamp and wiring box. **Paintwork** in thermosetting polyester powder resistant to atmospheric agents and corrosion, guaranteed for more than 1,000 hours in saline mist.

Silk-screened 4 mm tempered **glass** reporting the main product features. Anodized and polished 99.85 pure aluminium **symmetric optic** with hammer finishing.

Pure silicon **gasket** with remarkable performances of elasticity and heat resistance.

E27 or G12 ceramic **lampholder**. M20 IP68 tear proof **cablegland**




Ready for serial configuration through a second cablegland.

**Power supply** 230V 50Hz, 1 mm<sup>2</sup> silicon cables with glass sheath, nylon with fiber glass 3 pole terminal block. Innovative **bracket tightening system** to hide it inside the projector giving the floodlight a clean design.

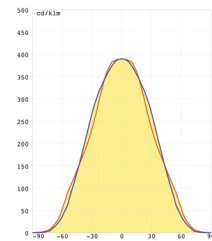
2.3 mm thick shaped steel bracket for maximum stability with certified rotation-proof system.



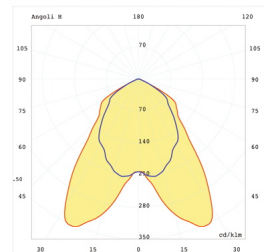
### STYLE SMT

			Power	Control gear	Lampholder	Weight
						
206001.103	206003.103	206002.103	NC+1G12	NC	1xG12	3,40
206121.170	206123.170	206122.170	MH-T 1x70W	CNR	1xG12	4,60
206121.115	206123.115	206122.115	MH-E 1x150W	CNR	1xG12	5,50
206231.170	206233.170	206232.170	MH-T 1x70W	CNRL	1xG12	4,60*
206231.115	206233.115	206232.115	MH-T 1x150W	CNRL	1xG12	5,50*
208001.102	208003.102	208002.102	NC+1xE27	NC	1xE27	3,40
208121.170	208123.170	208122.170	SHP-T/MH-T 1x70W	CNR	1xE27	4,60
208121.115	208123.115	208122.115	MH-E 1x150W	CNR	1xE27	5,50
208131.170	208133.170	208132.170	SHP-T 1x70W	CNRL	1xE27	4,60*
208231.170	208233.170	208232.170	MH-T 1x70W	CNRL	1xE27	4,60*
208231.115	208233.115	208232.115	MH-E 1x150W	CNRL	1xE27	5,50*

\*Lamp included



STYLE SMT MH-E 70W



STYLE SMT MH-T 150W

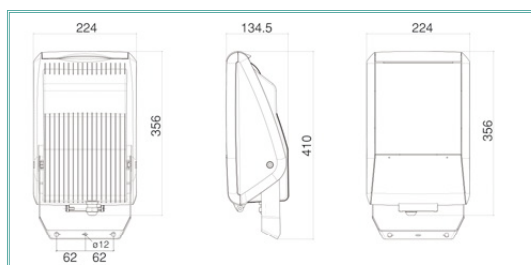



#### Available on request:

- Electronic ballast
- Goretex filter


#### Accessories:

- See page 18





• Protection grid.



• Shutter.




• Adjustable wall bracket.



• Wall bracket.



• Pole adapter.



## ACCESSORIES

Code		Colour
920000.000	Protection Grid for Style	
920001.001	Wall Bracket L=740 mm	White
920002.001	Wall Bracket L=740 mm	Black
920003.001	Wall Bracket L=740 mm	Silver
920001.002	Shutter Grid for Style	White
920002.002	Shutter Grid for Style	Black
920003.002	Shutter Grid for Style	Silver
920001.005	Adjustable Wall Bracket L=740 mm	White
920002.005	Adjustable Wall Bracket L=740 mm	Black
920003.005	Adjustable Wall Bracket L=740 mm	Silver
920003.006	Pole diam. 40/60 mm adapter	Grey
923000.002	Goretex Filter	Grey

## EVOLUTION SM Series

### APPLICATION

Elegant and modern hi-tech floodlight designed to satisfy various applications. Perfect to light up building walls or facades, gardens, sport facilities, football fields, tennis, large areas, monuments, parking lots, etc.

### TECHNICAL FEATURES

It is not necessary to use a tool for general maintenance, the product can be easily inspected dropping a hidden die-casting clip.

**Housing and frame** in die-cast aluminium with large cooling fins designed to facilitate the heat outflow. Thermal separator in die-cast aluminium directly installed between lamp and wiring box.

**Paintwork** in thermosetting polyester powder resistant to atmospheric agents and corrosion, guaranteed for more than 1,000 hours in saline mist.

Silk-screened 4 mm tempered **glass** reporting the main product features. Anodized and polished 99.85 pure aluminium **symmetric optic** with hammer finishing. Medium beam.

Pure silicon **gasket** with remarkable performances of elasticity and heat resistance.

E40 ceramic **lampholder**. M20 IP68 tear proof **cableglad**.




Ready for serial configuration through a second cableglad.

**Power supply** 230V 50Hz, 1.5 mm<sup>2</sup> silicon cables with glass sheath, nylon with fiber glass 3 pole terminal block. Innovative **bracket tightening system** to hide it inside the projector giving the floodlight a clean design.

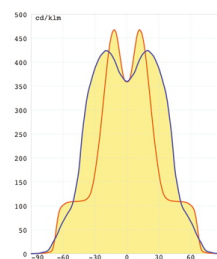

2.5 mm thick shaped steel bracket for maximum stability with certified rotation-proof system.



### EVOLUTION SM

			Power	Control gear	Lampholder	Weight
						
210001.101	210003.101	210002.101	NC+E40	NC	1xE40	7,31
210121.125	210123.125	210122.125	SHP-T/MH-T 1x250W	CNR	1xE40	11,03
210121.140	210123.140	210122.140	SHP-T/MH-T 1x400W	CNR	1xE40	12,22
210321.125	210323.125	210322.125	MH-T PH 1x250W	CNR	1xE40	9,63
210321.140	210323.140	210322.140	MH-T PH 1x400W	CNR	1xE40	10,95
210131.125	210133.125	210132.125	SHP-T 1x250W	CNRL	1xE40	11,03*
210131.140	210133.140	210132.140	SHP-T 1x400W	CNRL	1xE40	12,22*
210231.125	210233.125	210232.125	MH-T 1x250W	CNRL	1xE40	11,03*
210231.140	210233.140	210232.140	MH-T 1x400W	CNRL	1xE40	11,23*
210331.125	210333.125	210332.125	MH-T PH 1x250W	CNRL	1xE40	9,63*
210331.140	210333.140	210332.140	MH-T PH 1x400W	CNRL	1xE40	10,95*

\*Lamp included



EVOLUTION SM MH PH 400W

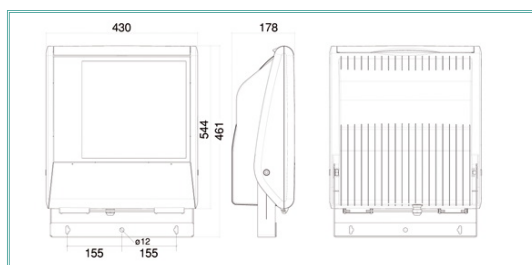


#### Available on request:

- Goretex filter.
- Coloured Lamps available in Green, Blue, Magenta and Orange.

#### Accessories:

- See page 25



# EXTERNAL FLOODLIGHTS - Evolution AS

## EVOLUTION AS Series

### APPLICATION

Elegant and modern hi-tech floodlight designed to satisfy various applications. Perfect to light up building walls or facades, gardens, sport facilities, football fields, tennis, large areas, monuments, parking lots, etc.

### TECHNICAL FEATURES

It is not necessary to use a tool for general maintenance, the product can be easily inspected dropping a hidden die-casting clip.

**Housing and frame** in die-cast aluminium with large cooling fins designed to facilitate the heat outflow. Thermal separator in die-cast aluminium directly installed between lamp and wiring box. **Paintwork** in thermosetting polyester powder resistant to atmospheric agents and corrosion, guaranteed for more than 1,000 hours in saline mist.

Silk-screened 4 mm tempered **glass** reporting the main product features.

Anodized and polished 99.85 pure aluminium **asymmetric optic** with hammer finishing.

Asymmetry vertex beyond 50°.

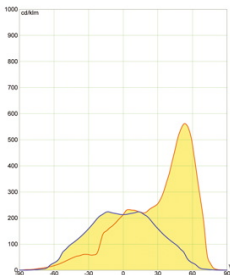
Pure silicon **gasket** with remarkable performances of elasticity and heat resistance.

E40 ceramic **lampholder**. M20 IP68 tear proof **cableglad**.

Ready for serial configuration through a second cableglad.

**Power supply** 230V 50Hz, 1.5 mm<sup>2</sup> silicon cables with glass sheath, nylon with fiber glass 3 pole terminal block. Innovative **bracket tightening system** to hide it inside the projector giving the floodlight a clean design.

2.5 mm thick shaped steel bracket for maximum stability with certified rotation-proof system.



EVOLUTION AS MH PH 400W






#### Available on request:

- Electronic ballast
- Goretex filter
- Coloured Lamps available in Green, Blue, Magenta and Orange.

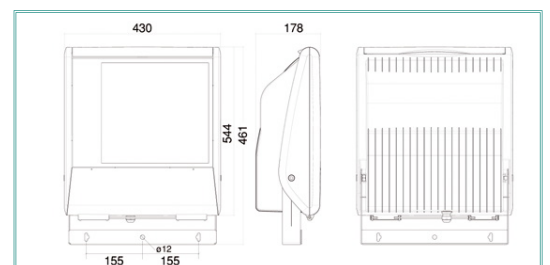
#### Accessories:

- See page 25

### EVOLUTION AS

			Power	Control gear	Lampholder	Weight
			NC+E40	NC	1xE40	7,31
212001.101	212003.101	212002.101	SHP-T/MH-T1x250W	CNR	1xE40	11,03
212121.125	212123.125	212122.125	SHP-T/MH-T 1x400W	CNR	1xE40	12,22
212121.140	212123.140	212122.140	MH-T PH 1x250W	CNR	1xE40	9,63
212321.125	212323.125	212322.125	MH-T PH 1x400W	CNR	1xE40	10,95
212131.125	212133.125	212132.125	SHP-T 1x250W	CNRL	1xE40	11,03*
212131.140	212133.140	212132.140	SHP-T 1x400W	CNRL	1xE40	12,22*
212231.125	212233.125	212232.125	MH-T 1x250W	CNRL	1xE40	11,03*
212231.140	212233.140	212232.140	MH-T 1x400W	CNRL	1xE40	11,23*
212331.125	212333.125	212332.125	MH-T PH 1x250W	CNRL	1xE40	9,63*
212331.140	212333.140	212332.140	MH-T PH 1x400W	CNRL	1xE40	10,95*

\*Lamp included



## EVOLUTION CT Series

### APPLICATION

Elegant and modern hi-tech floodlight designed to satisfy various applications. Perfect to light up building walls or facades, gardens, shop windows and small areas. Suitable also for interior lighting situations thanks to its linear and essential design.

### TECHNICAL FEATURES

It is not necessary to use a tool for general maintenance, the product can be easily inspected dropping a hidden die-casting clip.

**Housing and frame** in die-cast aluminium with large cooling fins designed to facilitate the heat out-flow. Thermal separator in die-cast aluminium directly installed between lamp and wiring box.

**Paintwork** in thermosetting polyester powder resistant to atmospheric agents and corrosion, guaranteed for more than 1,000 hours in saline mist. Silk-screened 4 mm tempered **glass** reporting the main product features.

Anodized and polished 99.85 pure aluminium **concentrating beam optic**. 20° light beam aperture. Pure silicon **gasket** with remarkable performances of elasticity and heat resistance.




Double ended Rx7s ceramic **lampholder**. M20 IP68 tear proof **cableglend** Ready for serial configuration through a second cableglend.

**Power supply** 230V 50Hz, 1 mm<sup>2</sup> silicon cables with glass sheath, nylon with fiber glass 3 pole terminal block.

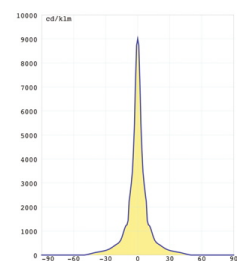

Innovative **bracket tightening system** to hide it inside the projector giving the floodlight a clean design. 2.3 mm thick shaped steel bracket for maximum stability with certified rotation-proof system.



### EVOLUTION CT

			Power	Control gear	Lampholder	Weight
						
214001.101	214003.101	214002.101	NC+E40	NC	1xE40	7,31
214121.125	214123.125	214122.125	SHP-T/MH-T 1x250W	CNR	1xE40	11,03
214121.140	214123.140	214122.140	SHP-T/MH-T 1x400W	CNR	1xE40	12,22
214321.125	214323.125	214322.125	MH-T PH 1x250W	CNR	1xE40	9,63
214321.140	214323.140	214322.140	MH-T PH 1x400W	CNR	1xE40	10,95
214131.125	214133.125	214132.125	SHP-T 1x250W	CNRL	1xE40	11,03*
214131.140	214133.140	214132.140	SHP-T 1x400W	CNRL	1xE40	12,22*
214231.125	214233.125	214232.125	MH-T 1x250W	CNRL	1xE40	11,03*
214231.140	214233.140	214232.140	MH-T 1x400W	CNRL	1xE40	11,23*
214331.125	214333.125	214332.125	MH-T PH 1x250W	CNRL	1xE40	9,63*
214331.140	214333.140	214332.140	MH-T PH 1x400W	CNRL	1xE40	10,95*

\*Lamp included



EVOLUTION CT SHP-T 400W

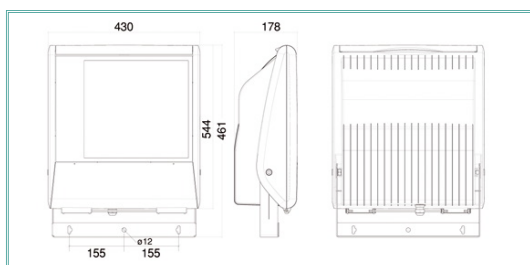


#### Available on request:

- Goretex filter.
- Coloured Lamps available in Green, Blue, Magenta and Orange.

#### Accessories:

- See page 25



## CROSS SM Series

### APPLICATION

Elegant and modern hi-tech floodlight designed to satisfy various applications. Perfect to light up building walls or facades, gardens, sport facilities, football fields, tennis, large areas, monuments, parking lots, etc.

### TECHNICAL FEATURES

Practical and fast general maintenance, the product can be easily inspected removing two screws and sliding upward the closing hook.

**Housing** in die-cast aluminium with large cooling fins designed to facilitate the heat outflow. Thermal separator in die-cast aluminium directly installed between lamp and wiring box.

**Paintwork** in thermosetting polyester powder resistant to atmospheric agents and corrosion, guaranteed for more than 1,000 hours in saline mist.

Silk-screened 4 mm tempered **glass** reporting the main product features.

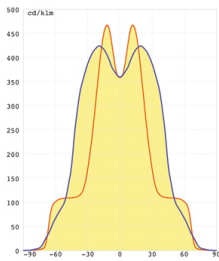
Anodized and polished 99.85 pure aluminium **symmetric optic** with hammer finishing. Medium beam.

Pure silicon **gasket** with remarkable performances of elasticity and heat resistance.

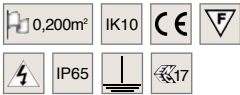
E40 ceramic **lampholder**. M20 IP68 tear proof **cableglend**.

Ready for serial configuration through a second cableglend.

**Power supply** 230V 50Hz, 1.5 mm<sup>2</sup> silicon cables with glass sheath, nylon with fiber glass 3 pole terminal block. Innovative **bracket tightening system** to hide it inside the projector giving the floodlight a clean design. 2.5 mm thick shaped steel bracket for maximum stability with certified rotation-proof system.



CROSS SM MH PH 400W



#### Available on request:

- Goretex filter.
- Coloured Lamps available in Green, Blue, Magenta and Orange.

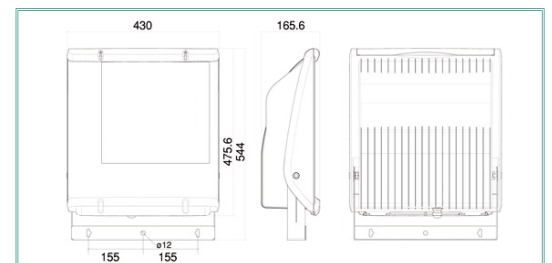
#### Accessories:

- See page 25

### CROSS SM

			Power	Control gear	Lampholder	Weight			
			220001.101	220003.101	220002.101	NC+E40	NC	1xE40	6,60
220121.125	220123.125	220122.125	SHP-T/MH-T 1x250W	CNR	1xE40	10,32			
220121.140	220123.140	220122.140	SHP-T/MH-T 1x400W	CNR	1xE40	11,51			
220321.125	220323.125	220322.125	MH-T PH 1x250W	CNR	1xE40	8,92			
220321.140	220323.140	220322.140	MH-T PH 1x400W	CNR	1xE40	10,24			
220131.125	220133.125	220132.125	SHP-T 1x250W	CNRL	1xE40	10,32*			
220131.140	220133.140	220132.140	SHP-T 1x400W	CNRL	1xE40	11,51*			
220231.125	220233.125	220232.125	MH-T 1x250W	CNRL	1xE40	10,32*			
220231.140	220233.140	220232.140	MH-T 1x400W	CNRL	1xE40	10,52*			
220331.125	220333.125	220332.125	MH-T PH 1x250W	CNRL	1xE40	8,92*			
220331.140	220333.140	220332.140	MH-T PH 1x400W	CNRL	1xE40	10,24*			

\*Lamp included





## CROSS AS Series

### APPLICATION

Elegant and modern hi-tech floodlight designed to satisfy various applications. Perfect to light up building walls or facades, gardens, sport facilities, football fields, tennis, large areas, monuments, parking lots, etc.

### TECHNICAL FEATURES

Practical and fast general maintenance, the product can be easily inspected removing two screws and sliding upward the closing hook.

**Housing** in die-cast aluminium with large cooling fins designed to facilitate the heat outflow. Thermal separator in die-cast aluminium directly installed between lamp and wiring box.

**Paintwork** in thermosetting polyester powder resistant to atmospheric agents and corrosion, guaranteed for more than 1,000 hours in saline mist.

Silk-screened 4 mm tempered **glass** reporting the main product features.

Anodized and polished 99.85 pure aluminium **asymmetric optic** with hammer finishing. Asymmetry vertex at 45°.

Pure silicon **gasket** with remarkable performances of elasticity and heat resistance.




E40 ceramic **lampholder**. M20 IP68 tear proof **cablegland**.

Ready for serial configuration through a second cablegland.

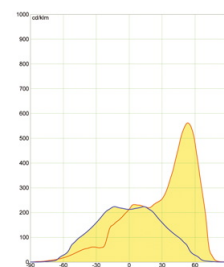
**Power supply** 230V 50Hz, 1.5 mm<sup>2</sup> silicon cables with glass sheath, nylon with fiber glass 3 pole terminal block. Innovative **bracket tightening system** to hide it inside the projector giving the floodlight a clean design. 2.5 mm thick shaped steel bracket for maximum stability with certified rotation-proof system.



### CROSS AS

			Power	Control gear	Lampholder	Weight
						
221001.101	221003.101	221002.101	NC+E40	NC	1xE40	6,60
221121.125	221123.125	221122.125	SHP-T/MH-T 1x250W	CNR	1xE40	10,32
221121.140	221123.140	221122.140	SHP-T/MH-T 1x400W	CNR	1xE40	11,51
221321.125	221323.125	221322.125	MH-T PH 1x250W	CNR	1xE40	8,92
221321.140	221323.140	221322.140	MH-T PH 1x400W	CNR	1xE40	10,24
221131.125	221133.125	221132.125	SHP-T 1x250W	CNRL	1xE40	10,32*
221131.140	221133.140	221132.140	SHP-T 1x400W	CNRL	1xE40	11,51*
221231.125	221233.125	221232.125	MH-T 1x250W	CNRL	1xE40	10,32*
221231.140	221233.140	221232.140	MH-T 1x400W	CNRL	1xE40	10,52*
221331.125	221333.125	221332.125	MH-T PH 1x250W	CNRL	1xE40	8,92*
221331.140	221333.140	221332.140	MH-T PH 1x400W	CNRL	1xE40	10,24*

\*Lamp included



CROSS AS MH PH 400W

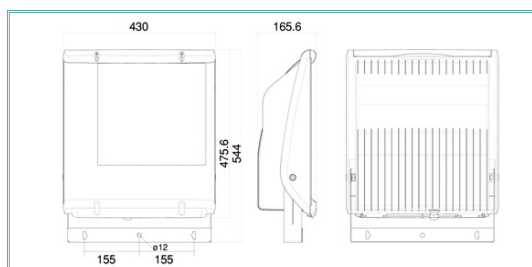


#### Available on request:

- Goretex filter.
- Coloured Lamps available in Green, Blue, Magenta and Orange.

#### Accessories:

- See page 25



# EXTERNAL FLOODLIGHTS - Cross CT

## CROSS CT Series

### APPLICATION

Elegant and modern hi-tech floodlight designed to satisfy various applications. Perfect to light up building walls or facades, gardens, sport facilities, football fields, tennis, large areas, monuments, parking lots, etc.

### TECHNICAL FEATURES

Practical and fast general maintenance, the product can be easily inspected removing two screws and sliding upward the closing hook.

**Housing** in die-cast aluminium with large cooling fins designed to facilitate the heat outflow. Thermal separator in die-cast aluminium directly installed between lamp and wiring box.

**Paintwork** in thermosetting polyester powder resistant to atmospheric agents and corrosion, guaranteed for more than 1,000 hours in saline mist.

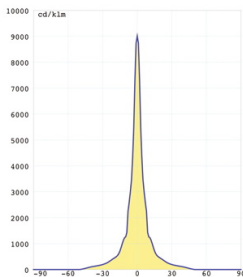
Silk-screened 4 mm tempered **glass** reporting the main product features.

Anodized and polished 99.85 pure aluminium **concentrating beam optic**. 20° light beam aperture.

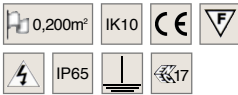
Pure silicon **gasket** with remarkable performances of elasticity and heat resistance.

E40 ceramic **lampholder**. M20 IP68 tear proof **cablegland**. Ready for serial configuration through a second cablegland. **Power supply** 230V 50Hz, 1.5 mm<sup>2</sup> silicon cables with glass sheath, nylon with fiber glass 3 pole terminal block.

Innovative **bracket tightening system** to hide it inside the projector giving the floodlight a clean design. 2.5 mm thick shaped steel bracket for maximum stability with certified rotation-proof system.



CROSS CT SHP-T 400W



#### Available on request:

- Goretex filter.
- Coloured Lamps available in Green, Blue, Magenta and Orange.

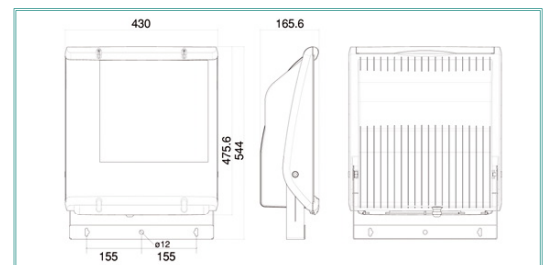
#### Accessories:

- See page 25

### CROSS CT

			Power	Control gear	Lampholder	Weight
			NC+E40	NC	1xE40	6,60
222001.101	222003.101	222002.101	SHP-T/MH-T 1x250W	CNR	1xE40	10,32
222121.125	222123.125	222122.125	SHP-T/MH-T 1x400W	CNR	1xE40	11,51
222321.125	222323.125	222322.125	MH-T PH 1x250W	CNR	1xE40	8,92
222321.140	222323.140	222322.140	MH-T PH 1x400W	CNR	1xE40	10,24
222131.125	222133.125	222132.125	SHP-T 1x250W	CNRL	1xE40	10,32*
222131.140	222133.140	222132.140	SHP-T 1x400W	CNRL	1xE40	11,51*
222231.125	222233.125	222232.125	MH-T 1x250W	CNRL	1xE40	10,32*
222231.140	222233.140	222232.140	MH-T 1x400W	CNRL	1xE40	10,52*
222331.125	222333.125	222332.125	MH-T PH 1x250W	CNRL	1xE40	8,92*
222331.140	222333.140	222332.140	MH-T PH 1x400W	CNRL	1xE40	10,24*

\*Lamp included





• Flux control visor.



• Shutter.



• Protection grid.



• Pole adapter.

## EVOLUTION ACCESSORIES

Code		Colour
921000.000	Protection Grid for Evolution	
921001.002	Shutter Grid for Evolution	White
921002.002	Shutter Grid for Evolution	Black
921003.002	Shutter Grid for Evolution	Silver
921001.003	Flux Control Visor for Evolution	White
921002.003	Flux Control Visor for Evolution	Black
921003.003	Flux Control Visor for Evolution	Silver
921003.004	Pole diam. 40/60 mm adapter	Grey
923000.002	Goretex Filter	Grey



• Protection grid.



• Pole adapter.

## CROSS ACCESSORIES

Code		Colour
922000.000	Protection Grid for Cross	
922000.001	Complete glass for Cross	
923000.002	Goretex Filter	Grey

## COSMO SM Series

### APPLICATION

New elegant and modern hi-tech floodlight designed to satisfy various applications. Perfect to light up building walls or facades, gardens, sport facilities, football fields, tennis, large areas, monuments, parking lots, etc.

### TECHNICAL FEATURES

Practical and fast ordinary maintenance, the product can be easily inspected loosening four screws and sliding the related closing hooks.

**Housing** in die-cast aluminium.

**Paintwork** in thermosetting polyester powder resistant to atmospheric agents and corrosion, guaranteed for more than 1,000 hours in saline mist.

Silk-screened 4 mm tempered **glass** reporting the main product features.

Anodized and polished 99.85 pure aluminium **symmetric optic** with hammer finishing. Medium beam.

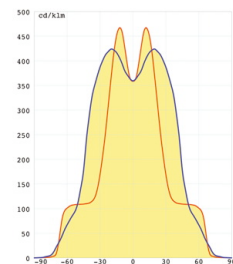

Pure silicon **gasket** with remarkable performances of elasticity and heat resistance.

E40 ceramic **lampholder**. M20 IP68 tear proof **cablegland**.

Ready for serial configuration through a second cablegland.

**Power supply** 230V 50Hz, 1.5 mm<sup>2</sup> silicon cables with glass sheath, nylon with fiber glass 3 pole terminal block.

2.5 mm thick shaped steel **bracket** for maximum stability with certified rotation-proof system.



COSMO SM MH PH 400W



\*coming soon

#### Available on request:

- Pole adapter, diam. 40/60.
- Coloured Lamps available in Green, Blue, Magenta and Orange.

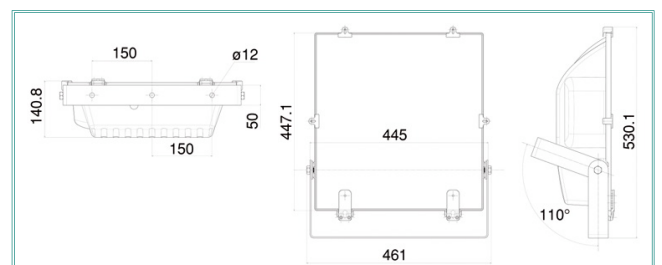
#### Accessories:

- See page 33

## COSMO SM

		Power	Control gear	Lampholder	Weight
223003.101	223002.101	NC+E40	NC	1xE40	5,94
223123.125	223122.125	SHP-T/MH-T 1x250W	CNR	1xE40	9,65
223123.140	223122.140	SHP-T/MH-T 1x400W	CNR	1xE40	10,84
223323.125	223322.125	MH-T PH 1x250W	CNR	1xE40	8,25
223323.140	223322.140	MH-T PH 1x400W	CNR	1xE40	9,57
223133.125	223132.125	SHP-T 1x250W	CNRL	1xE40	9,65*
223133.140	223132.140	SHP-T 1x400W	CNRL	1xE40	10,84*
223233.125	223232.125	MH-T 1x250W	CNRL	1xE40	9,65*
223233.140	223232.140	MH-T 1x400W	CNRL	1xE40	9,85*
223333.125	223332.125	MH-T PH 1x250W	CNRL	1xE40	8,25*
223333.140	223332.140	MH-T PH 1x400W	CNRL	1xE40	9,57*

\*Lamp included



## COSMO AS Series

### APPLICATION

New elegant and modern hi-tech floodlight designed to satisfy various applications. Perfect to light up building walls or facades, gardens, sport facilities, football fields, tennis, large areas, monuments, parking lots, etc.

### TECHNICAL FEATURES

Practical and fast ordinary maintenance, the product can be easily inspected loosening four screws and sliding the related closing hooks.

**Housing** in die-cast aluminium.

**Paintwork** in thermosetting polyester powder resistant to atmospheric agents and corrosion, guaranteed for more than 1,000 hours in saline mist.

Silk-screened 4 mm tempered **glass** reporting the main product features.

Anodized and polished 99.85 pure aluminium **asymmetric optic** with hammer finishing.

Pure silicon **gasket** with remarkable performances of elasticity and heat resistance.

E40 ceramic **lampholder**. M20 IP68 tear proof **cable gland**.

Ready for serial configuration through a second cable gland.

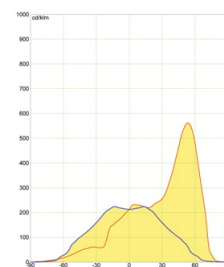

**Power supply** 230V 50Hz, 1.5 mm<sup>2</sup> silicon cables with glass sheath, nylon with fiber glass 3 pole terminal block. 2.5 mm thick shaped steel **bracket** for maximum stability with certified rotation-proof system.



## COSMO AS

		Power	Control gear	Lampholder	Weight
224003.101	224002.101	NC+E40	NC	1xE40	5,94
224123.125	224122.125	SHP-T/MH-T 1x250W	CNR	1xE40	9,65
224123.140	224122.140	SHP-T/MH-T 1x400W	CNR	1xE40	10,84
224323.125	224322.125	MH-T PH 1x250W	CNR	1xE40	8,25
224323.140	224322.140	MH-T PH 1x400W	CNR	1xE40	9,57
224133.125	224132.125	SHP-T 1x250W	CNRL	1xE40	9,65*
224133.140	224132.140	SHP-T 1x400W	CNRL	1xE40	10,84*
224233.125	224232.125	MH-T 1x250W	CNRL	1xE40	9,65*
224233.140	224232.140	MH-T 1x400W	CNRL	1xE40	9,85*
224333.125	224332.125	MH-T PH 1x250W	CNRL	1xE40	8,25*
224333.140	224332.140	MH-T PH 1x400W	CNRL	1xE40	9,57*

\*Lamp included



COSMO AS MH PH 400W



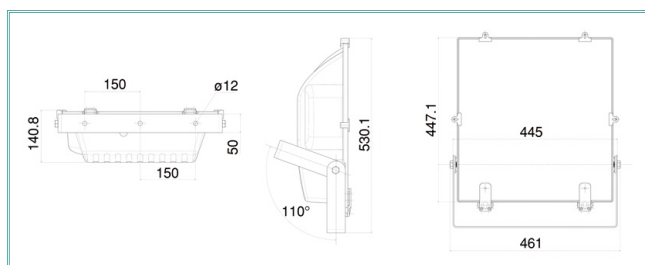
\*in fase di certificazione/coming soon

### Available on request:

- Pole adapter, diam. 40/60.
- Coloured Lamps available in Green, Blue, Magenta and Orange.

### Accessories:

- See page 33



# EXTERNAL FLOODLIGHTS - *Cosmo CT*

## COSMO CT Series

### APPLICATION

New elegant and modern hi-tech floodlight designed to satisfy various applications. Perfect to light up building walls or facades, gardens, sport facilities, football fields, tennis, large areas, monuments, parking lots, etc.

### TECHNICAL FEATURES

Practical and fast ordinary maintenance, the product can be easily inspected loosening four screws and sliding the related closing hooks.

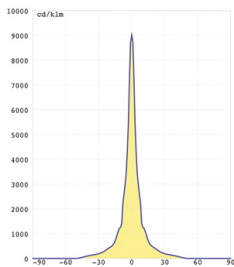

**Housing** in die-cast aluminium. **Paintwork** in thermosetting polyester powder resistant to atmospheric agents and corrosion, guaranteed for more than 1,000 hours in saline mist. Silk-screened 4 mm tempered **glass** reporting the main product features. Anodized and polished 99.85 pure aluminium **concentrating beam optic**. 20° light beam aperture.

Pure silicon **gasket** with remarkable performances of elasticity and heat resistance.

E40 ceramic **lampholder**. M20 IP68 tear proof **cableglend**.

Ready for serial configuration through a second cableglend.

**Power supply** 230V 50Hz, 1.5 mm<sup>2</sup> silicon cables with glass sheath, nylon with fiber glass 3 pole terminal block. 2.5 mm thick shaped steel **bracket** for maximum stability with certified rotation-proof system.



COSMO CT SHP-T 400W



\*in fase di certificazione/coming soon

#### Available on request:

- Pole adapter, diam. 40/60.
- Coloured Lamps available in Green, Blue, Magenta and Orange.

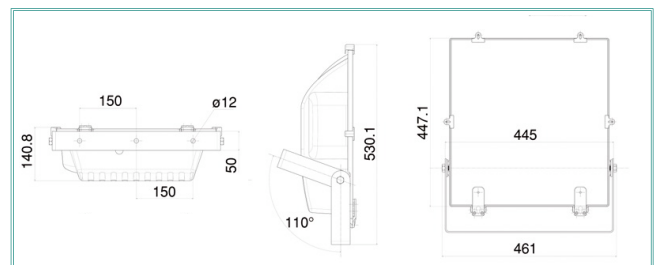
#### Accessories:

- See page 33

## COSMO CT

		Power	Control gear	Lampholder	Weight
225003.101	225002.101	NC+E40	NC	1xE40	5,94
225123.125	225122.125	SHP-T/MH-T 1x250W	CNR	1xE40	9,65
225123.140	225122.140	SHP-T/MH-T 1x400W	CNR	1xE40	10,84
225323.125	225322.125	MH-T PH 1x250W	CNR	1xE40	8,25
225323.140	225322.140	MH-T PH 1x400W	CNR	1xE40	9,57
225133.125	225132.125	SHP-T 1x250W	CNRL	1xE40	9,65*
225133.140	225132.140	SHP-T 1x400W	CNRL	1xE40	10,84*
225233.125	225232.125	MH-T 1x250W	CNRL	1xE40	9,65*
225233.140	225232.140	MH-T 1x400W	CNRL	1xE40	9,85*
225333.125	225332.125	MH-T PH 1x250W	CNRL	1xE40	8,25*
225333.140	225332.140	MH-T PH 1x400W	CNRL	1xE40	9,57*

\*Lamp included



# EXTERNAL FLOODLIGHTS



# EXTERNAL FLOODLIGHTS - *Continental SM*

## Continental SM Series

### APPLICATION

Discharge tubular lamps floodlight up to 2,000W. Perfect to light up large areas as sports fields, stadiums, car parking, docks and airports.

### TECHNICAL FEATURES

Practical and fast general maintenance, the product can be easily inspected unhooking the clips and pulling the glass.

**Housing and frame** in die-cast aluminium with large cooling fins designed to facilitate the heat outflow.

**Paintwork** in thermosetting polyester powder resistant to atmospheric agents and corrosion, guaranteed for more than 1,000 hours in saline mist.

5 mm tempered **glass** coupled to the body with die-cast aluminium rotation hooks.

Anodized and polished 99.85 pure aluminium **optic** with hammer finishing. Wide **symmetric** light beam. Pure silicon **gasket** with remarkable performances of elasticity and heat resistance.

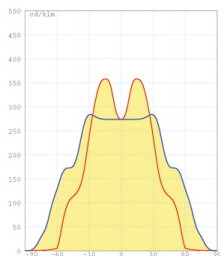


E40 ceramic **lampholder**. M20 IP68 tear proof **cable gland**.

Nylon graduated **goniometer** coupled to the body for an easier projector installation pointing.

4 mm thick welded and shaped steel **bracket** with hot-dip galvanizing final treatment.

Equipped with rotation proof system. If ordered, the ignitor is placed inside the projector near the terminal block, easily accessible through a cover placed on the product side.

The model equipped with a 2,000W HQI-T/D/I lamp doesn't need any ignitor as it is already integrated in the lamp.



CONTINENTAL SM MH-T PH 1000W



\*In fase di certificazione/coming soon

## CONTINENTAL AS

	Power	Control gear	Lampholder	Weight
230003.110	NC 1000W	NC	1xE40	20,15
230003.120	NC 2000W	NC	1xE40	20,15
230123.110	SHP-T/MH-T 1000W NAV-T10,3/HQI-T/D 9,5A 230V	CNR	1xE40	31,35
230123.120	MH-T 2000W HQI-T/D 10,3A 400V	CNR	1xE40	36,50
230123.121	MH-T 2000W HQI-T/D/I 10,3A 400V	CNR	1xE40	36,15
230323.110	MH-T PH 1000W HPI-T 8,2A 230V	CNR	1xE40	29,85
230323.120	MH-T PH 2000W HPI-T 8,8 400V	CNR	1xE40	36,30
230133.110	SHP-T 1000W NAV-T 10,3A 230V	CNRL	1xE40	31,66*
230233.110	MH-T 1000W HQI-T D 9,5A 230V	CNRL	1xE40	31,66*
230333.110	MH-T PH 1000W HPI-T 8,2A 230V	CNRL	1xE40	30,26*
230233.120	MH-T 2000W HQI-T/D 10,3A 400V	CNRL	1xE40	37,05*
230233.121	MH-T 2000W HQI-T/D/I 10,3A 400V	CNRL	1xE40	37,05*
230333.120	MH-T PH 2000W HPI-T 8,8 400V	CNRL	1xE40	36,91*

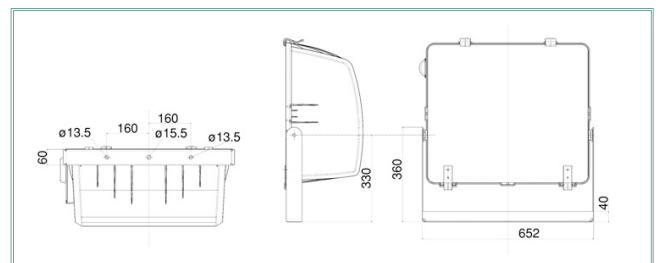
\*Lamp included

### Available on request:

- Goretex filter.

### Accessories:

- See page 33





## Continental AS Series

### APPLICATION

Discharge tubular lamps floodlight up to 2,000W. Perfect to light up large areas as sports fields, stadiums, car parking, docks and airports.

### TECHNICAL FEATURES

Practical and fast general maintenance, the product can be easily inspected unhooking the clips and pulling the glass.

**Housing and frame** in die-cast aluminium with large cooling fins designed to facilitate the heat outflow. **Paintwork** in thermosetting polyester powder resistant to atmospheric agents and corrosion, guaranteed for more than 1,000 hours in saline mist.

5 mm tempered **glass** coupled to the body with die-cast aluminium rotation hooks.

Anodized and polished 99.85 pure aluminium **optic** with hammer finishing. **Asymmetric** light beam with asymmetry vertex beyond 40°.

Pure silicon **gasket** with remarkable performances of elasticity and heat resistance.

E40 ceramic **lampholder**. M20 IP68 tear proof **cabl e gland**.

Nylon graduated **goniometer** coupled to the body for an easier projector installation pointing. 4 mm thick welded and shaped steel **bracket** with hot-dip galvanizing final treatment. Equipped with rotation proof system. If ordered, the ignitor is placed inside the projector near the terminal block, easily accessible through a cover placed on the product side.

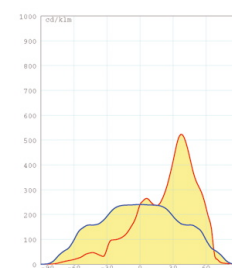

The model equipped with a 2,000W HQI-T/D/I lamp doesn't need any ignitor as it is already integrated in the lamp.



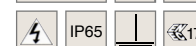
### CONTINENTAL AS

	Power	Control gear	Lampholder	Weight
231003.110	NC 1000W	NC	1xE40	20,15
231003.120	NC 2000W	NC	1xE40	20,15
231123.110	SHP-T/MH-T 1000W NAV-T 10,3/HQI-T D 9,5A 230V	CNR	1xE40	31,25
231123.120	MH-T 2000W HQI-T/D 10,3A 400V	CNR	1xE40	36,50
231123.121	MH-T 2000W HQI-T/D/I 10,3A 400V	CNR	1xE40	36,15
231323.110	MH-T PH 1000W HPI-T 8,2A 230V	CNR	1xE40	29,85
231323.120	MH-T PH 2000W HPI-T 8,8 400V	CNR	1xE40	36,30
231133.110	SHP-T 1000W NAV-T 10,3A 230V	CNRL	1xE40	31,66*
231233.110	MH-T 1000W HQI-T D 9,5A 230V	CNRL	1xE40	31,66*
231333.110	MH-T PH 1000W HPI-T 8,2A 230V	CNRL	1xE40	30,26*
231233.120	MH-T 2000W HQI-T/D 10,3A 400V	CNRL	1xE40	37,05*
231233.121	MH-T 2000W HQI-T/D/I 10,3A 400V	CNRL	1xE40	37,05*
231333.120	MH-T PH 2000W HPI-T 8,8 400V	CNRL	1xE40	36,91*

\*Lamp included



CONTINENTAL AS MH-T 2000W



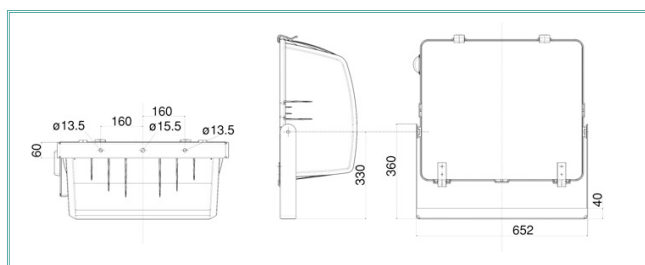
\*in fase di certificazione/coming soon

#### Available on request:

- Goretex filter.

#### Accessories:

- See page 33



## CONTINENTAL CTS Series

### APPLICATION

Floodlight for short and long arc double ended discharge lamps of 1,000 and 2,000W. Perfect to light up large areas as sports fields, stadiums, car parking, docks and airports.

### TECHNICAL FEATURES

Practical and fast general maintenance, the product can be easily inspected unhooking the clips and pulling the glass.

**Housing and frame** in die-cast aluminium with large cooling fins designed to facilitate the heat outflow. **Paintwork** in thermosetting polyester powder resistant to atmospheric agents and corrosion, guaranteed for more than 1,000 hours in saline mist.

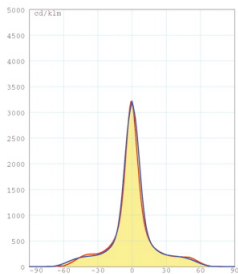

5 mm tempered **glass** coupled to the body with die-cast aluminium rotation hooks.

Anodized and polished 99.85 pure aluminium **optic**. Concentrating optic with light beam aperture of 30°. Pure silicon **gasket** with remarkable performances of elasticity and heat resistance. K12S ceramic and hollow **lampholder**.

M20 IP68 tear proof **cabl gland**.

Nylon graduated **goniometer** coupled to the body for an easier projector installation pointing. 4 mm thick welded and shaped steel **bracket** with hot-dip galvanizing final treatment. Equipped with rotation proof system.

If ordered, the ignitor is placed inside the projector near the terminal block, easily accessible through a cover placed on the product side.



CONTINENTAL CTS MH-TS 2000W



\*In fase di certificazione/coming soon

### CONTINENTAL CTS

	Power	Control gear	Lampholder	Weight
232003.110	NC 1000W	NC	Wire	20,15
232003.120	NC 2000W	NC	Wire	20,15
232123.110	MH-TS 1000W HQI-TS 9,5A 230V	CNR	Wire	31,35
232123.120	MH-TS 2000W HQI-TS 10,3A 400V	CNR	Wire	36,50
232233.110	MH-TS 1000W HQI-TS 9,5A 230V	CNRL	Wire	31,42*
232233.120	MH-TS 2000W HQI-TS 10,3A 400V	CNRL	Wire	36,22*

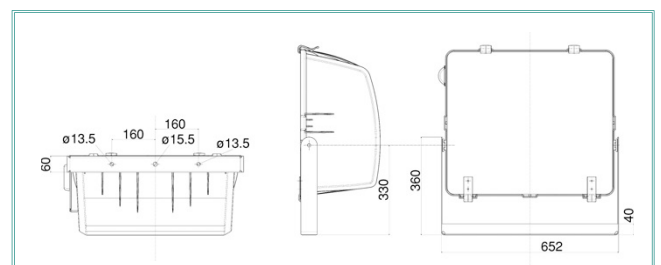
\*Lamp included

#### Available on request:

- Goretex filter.

#### Accessories:

- See page 33






• Protection grid.



• Pole adapter.

## ACCESSORIES COSMO

Code		Colour
924000.000	Protection Grid for Cosmo	
924000.001	Complete glass for Cosmo	
923000.002	Goretex Filter	Grey



## CONTINENTAL COMPONENTS

Code	Power	Weight
SIA1000.1000	Wiring Box for HQI-T/TS 1000WD 9,5A 230V/NAV-T 1000W 10,3A 230V	11,00
SIA3000.1000	Wiring Box for HPI-T 1000W 8,2A 230V	9,60
SIA2000.2000	Wiring Box for HQI-T/TS 2000W D/ HQI-T/D/I 10,3A 400V	16,00
SIA3000.2000	Wiring Box for HPI-T 2000W 8,8A 400V	16,00
ACC0100.005	Ignitor for HQI-T/TS/NAV-T 1000	0,20
ACC0100.006	Ignitor for HQI-T/TS 2000	0,35
ACC0100.002	Ignitor for HPI-T 1000	0,10
ACC0100.004	Ignitor for HPI-T 2000	0,15
LAM1100.1000	Osram NAV-T 1000W D E40	0,31
LAM2100.1000	Osram HQI-T 1000W D E40	0,31
LAM2100.2000	Osram HQI-T 2000W D E40	0,55
LAM2100.2001	Osram HQI-T 2000W D/I E40	0,55
LAM2000.1000	Osram HQI-TS 1000W DS Wire	0,05
LAM2000.2000	Osram HQI-TS 2000W DS Wire	0,07
LAM2000.2001	Osram HQI-TS 2000W NL Wire	0,07
LAM3100.1000	Philips HPI-T 1000W E40 230V	0,41
LAM3100.2000	Philips HPI-T 2000W E40 400V	0,61
923000.002	Goretex Filter (Grey colour)	

The Wiring box contains ballast and capacitor, the ignitor must be bought separately.  
To light up the HQI-T/D/I lamp the ignitor is not necessary.

INTERNAL & EXTERNAL LOW BAY FLOODLIGHTS





START 1X SM



START 1X AS

## START 1X SM/AS Series

### APPLICATION

Floodlight suitable to light up indoor and outdoor areas, ideal for lighting of indoor sport facilities, gyms, commercial areas, industrial sheds, gas stations, car parking, etc.

### TECHNICAL FEATURES

Easy and fast ordinary maintenance, the product can be easily inspected removing the four stainless steel screws.

**Housing** in robust enamelled steel sheet.

**Painted** with white epoxy powder.

Silk-screened 4 mm tempered **glass** reporting the main product features.

Anodized and polished 99.85 pure aluminium **symmetric** and **asymmetric optic** with hammer finishing.

Bi-adhesive silicon **gasket**.

E40 ceramic **lampholder** with anti-drop system.

M20 IP68 tear proof **cabl gland**.

Captive external stainless steel **screws**.

Wall and/or surface mounting **brackets**.

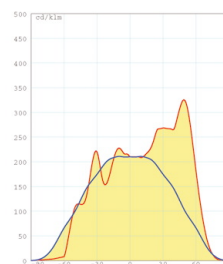
**Power supply** 230V 50Hz, 1.5 mm<sup>2</sup> silicon cables with glass sheath, nylon with fibre glass 3 pole terminal block.

Removable **wiring plate** for easy maintenance.

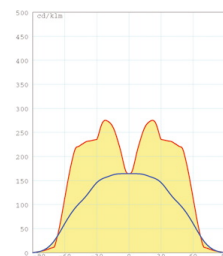
## START 1X SM/AS

	Power	Control gear	Lampholder	Weight
216001.101	NC+E40	NC	1xE40	7,34
216121.125	SHP-T/MH-T 1x250W	CNR	1xE40	10,78
216121.140	SHP-T/MH-T 1x400W	CNR	1xE40	11,98
216321.125	MH-T PH 1x250W	CNR	1xE40	9,38
216321.140	MH-T PH 1x400W	CNR	1xE40	10,70
216421.125	MV 1x250W	CNR	1xE40	9,24
216421.140	MV 1x400W	CNR	1xE40	10,56
216131.125	SHP-T 1x250W	CNRL	1xE40	10,78*
216131.140	SHP-T 1x400W	CNRL	1xE40	11,98*
216231.125	MH-T 1x250W	CNRL	1xE40	10,78*
216231.140	MH-T 1x400W	CNRL	1xE40	10,98*
216331.125	MH-T PH 1x250W	CNRL	1xE40	9,38*
216331.140	MH-T PH 1x400W	CNRL	1xE40	10,70*
216431.125	MV 1x250W	CNRL	1xE40	9,24*
216431.140	MV 1x400W	CNRL	1xE40	10,56*
217001.101	NC+E40	NC	1xE40	7,34
217121.125	SHP-T/MH-T 1x250W	CNR	1xE40	10,78
217121.140	SHP-T/MH-T 1x400W	CNR	1xE40	11,98
217321.125	MH-T PH 1x250W	CNR	1xE40	9,38
217321.140	MH-T PH 1x400W	CNR	1xE40	10,70
217421.125	MV 1x250W	CNR	1xE40	9,24
217421.140	MV 1x400W	CNR	1xE40	10,56
217131.125	SHP-T 1x250W	CNRL	1xE40	10,78*
217131.140	SHP-T 1x400W	CNRL	1xE40	11,98*
217231.125	MH-T 1x250W	CNRL	1xE40	10,78*
217231.140	MH-T 1x400W	CNRL	1xE40	10,98*
217331.125	MH-T PH 1x250W	CNRL	1xE40	9,38*
217331.140	MH-T PH 1x400W	CNRL	1xE40	10,70*
217431.125	MV 1x250W	CNRL	1xE40	9,24*
217431.140	MV 1x400W	CNRL	1xE40	10,56*

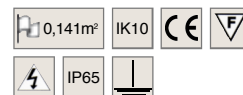
\*Lamp included



START 1X AS MH 250W



START 1X SM MH 250W



#### Accessories:

- See page 37

## START 2X SM/AS Series

### APPLICATION

Floodlight suitable to light up indoor and outdoor areas, ideal for lighting of indoor sport facilities, gyms, commercial areas, industrial sheds, gas stations, car parking, etc.

### TECHNICAL FEATURES

Easy and fast ordinary maintenance, the product can be easily inspected removing the six stainless steel screws.

**Housing** in robust enamelled steel sheet.

**Painted** with white epoxy powder.

**Silk-screened** 4 mm tempered **glass** reporting the main product features.

Anodized and polished 99.85 pure aluminium **symmetric** and **asymmetric optic** with hammer finishing.

Bi-adhesive silicon **gasket**

E40 ceramic **lampholders** with anti-drop system. M20 IP68 tear proof **cablegland**

Captive external stainless steel **screws**

Wall and/or surface mounting **brackets**.

**Power supply** 230V 50Hz, 1.5 mm<sup>2</sup> silicon cables with glass sheath, nylon with fibre glass 3 pole terminal block.

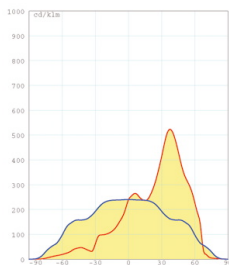

Removable **wiring plate** for easy maintenance.



START 2X SM



START 2X AS



CONTINENTAL AS MH-T 2000W



\*in fase di certificazione/coming soon

#### Available on request:

- Goretex filter.

#### Accessories:

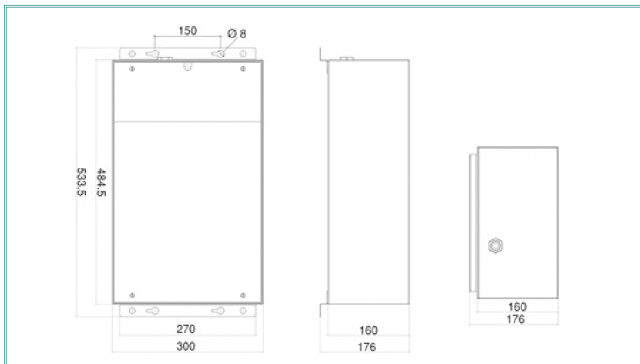
- See page 37

### START 2X SM/AS


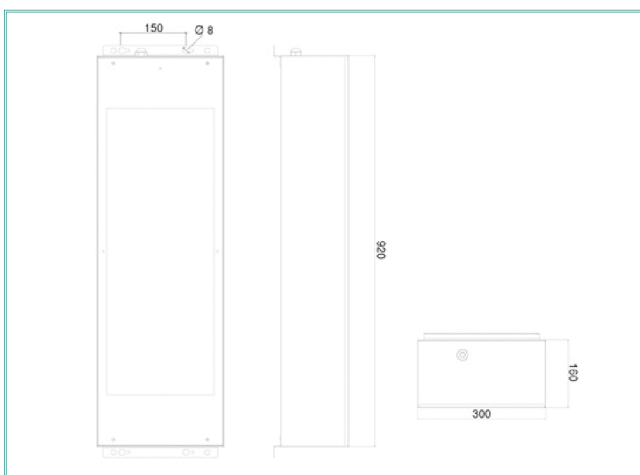
	Power	Control gear	Lampholder	Weight
216001.201	NC+E40	NC	2xE40	12,24
216121.225	SHP-T/MH-T 2x250W	CNR	2xE40	19,11
216121.240	SHP-T/MH-T 2x400W	CNR	2xE40	21,51
216321.225	MH-T PH 2x250W	CNR	2xE40	16,31
216321.240	MH-T PH 2x400W	CNR	2xE40	18,95
216421.225	MV 2x250W	CNR	2xE40	16,03
216421.240	MV 2x400W	CNR	2xE40	18,66
216131.225	SHP-T 2x250W	CNRL	2xE40	19,11*
216131.240	SHP-T 2x400W	CNRL	2xE40	21,51*
216231.225	MH-T 2x250W	CNRL	2xE40	19,11*
216231.240	MH-T 2x400W	CNRL	2xE40	21,51*
216331.225	MH-T PH 2x250W	CNRL	2xE40	16,31*
216331.240	MH-T PH 2x400W	CNRL	2xE40	18,95*
216431.225	MV 2x250W	CNRL	2xE40	16,03*
216431.240	MV 2x400W	CNRL	2xE40	18,66*
217001.201	NC+E40	NC	2xE40	12,24
217121.225	SHP-T/MH-T 2x250W	CNR	2xE40	19,11
217121.240	SHP-T/MH-T 2x400W	CNR	2xE40	21,51
217321.225	MH-T PH 2x250W	CNR	2xE40	16,31
217321.240	MH-T PH 2x400W	CNR	2xE40	18,95
217421.225	MV 2x250W	CNR	2xE40	16,03
217421.240	MV 2x400W	CNR	2xE40	18,66
217131.225	SHP-T 2x250W	CNRL	2xE40	19,11*
217131.240	SHP-T 2x400W	CNRL	2xE40	21,51*
217231.225	MH-T 2x250W	CNRL	2xE40	19,11*
217231.240	MH-T 2x400W	CNRL	2xE40	21,51*
217331.225	MH-T PH 2x250W	CNRL	2xE40	16,31*
217331.240	MH-T PH 2x400W	CNRL	2xE40	18,95*
217431.225	MV 2x250W	CNRL	2xE40	16,03*
217431.240	MV 2x400W	CNRL	2xE40	18,66*

\*Lamp included

## START 1X SM/AS Series




## START 2X SM/AS Series




• Rotation bracket Start 1X.



• Rotation bracket Start 2X.



• Protection grid Start 1X.



• Protection grid Start 2X.



• Frame for recessed ceiling installation.

## START ACCESSORIES

### Code

921600.003	Protection Grid for Start 1X
921600.004	Protection Grid for Start 2X
921601.000	Rotation Bracket for Start 1X
921601.002	Rotation Bracket for Start 2X
921601.001	Built-in Frame for Start 1X
921600.005	Protection Glass for Start 1X
921600.006	Protection Glass for Start 2X

# DECORATIVE & INDUSTRIAL HI BAY FLOODLIGHTING







## KRONOS C/S Series

### APPLICATION

Last generation hi-tech industrial reflector, suitable to light up sheds, supermarkets, shops, warehouses, civil, industrial and commercial areas.

### TECHNICAL FEATURES

It is not necessary to use a tool for general maintenance, the product can be easily inspected releasing a stainless steel clip to access the wiring plate and three stainless steel clips for lamp replacement.

**Housing** in die-cast aluminium with cooling fins to facilitate the heat outflow.

**Paintwork** in thermosetting polyester powder resistant to atmospheric agents and corrosion. Anodized and polished 99.85 pure aluminium wide beam **reflector**, 480 mm diameter. Plane tempered glass **diffuser** resistant to shocks and thermal shocks, coupled with stainless steel clips and secured with a security chain (standard on C model).

Removable **wiring plate** for easier maintenance, M10 eyelet.

M20 IP68 tear proof **cableglad**.

E27 or E40 ceramic **lampholder** mounted on a four positions plate to adjust the lamp focus thus optimising the light beam.

**Power supply** 230V 50Hz, 1.5 mm<sup>2</sup> silicon cables with glass sheath, 2 pole fibre glass switching socket.

On Kronos S model use shielded elliptical lamps.

## KRONOS C/S

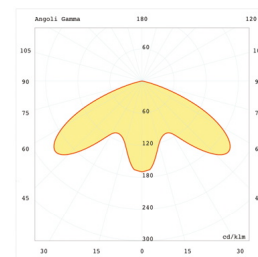
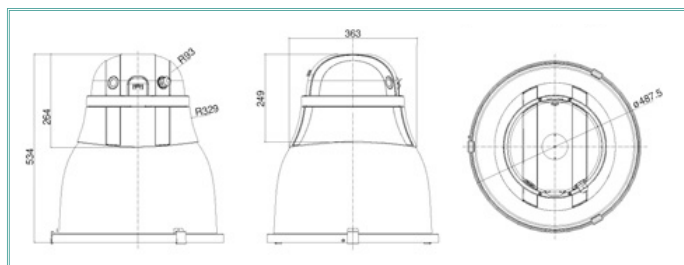
### KRONOS WIRING BOXES

	Power	Control gear	Lampholder	Weight
301003.101	NC+E40	NC	1xE40	3,13
301003.102	NC+E27	NC	1xE27	3,13
301123.170	SHP-E/MH-E 1x70W	CNR	1xE27	3,93
301123.115	SHP-E 1x150W	CNR	1xE40	5,22
301123.125	SHP-E/MH-E 1x250W	CNR	1xE40	6,57
301123.140	SHP-E/MH-E 1x400W	CNR	1xE40	7,76
301223.115	MH-E 1x150W	CNR	1xE27	5,22
301323.125	MH-E PH 1x250W	CNR	1xE40	5,17
301323.140	MH-E PH 1x400W	CNR	1xE40	6,49
301423.112	MV 1x125W	CNR	1xE27	4,62
301423.125	MV 1x250W	CNR	1xE40	5,03
301423.140	MV 1x400W	CNR	1xE40	6,35
301823.232	FLC 2x32W	EL	GX24q3	3,38
301823.242	FLC 2x42W	EL	GX24q4	3,38
301823.257	FLC 2x57W	EL	GX24q5	3,38

### COMPONENTS

304000.480	Reflector diam. 480	1,52
305000.480	Glass diam. 480	2,10

code+01 Emergency kit



KRONOS C/S MH PH 400W



**KRONOS C - IP65  
complete with glass  
KRONOS S - IP23  
without glass**

#### Available on request:

- Goretex filter.
- Emergency kit (Dulux D 18/26W)
- CLA Auxiliary device
- Second M20 cableglad for serial configuration.

#### Accessories:

- See page 45
- All fittings exclude lamps.

## KRONOS DECO Series

### APPLICATION

Last generation decorative technical reflector, suitable to light up sheds, supermarkets, shops, warehouses, civil, industrial and commercial areas.

### TECHNICAL FEATURES

It is not necessary to use a tool for general maintenance, the product can be easily inspected releasing a stainless steel clip to access the wiring plate and the glass frame for lamp replacement.

**Housing** in die-cast aluminium with cooling fins to facilitate the heat outflow.

**Paintwork** in thermosetting polyester powder resistant to atmospheric agents and corrosion. Transparent polycarbonate **reflector**, prismatic and glazed inside, smooth outside for easier cleaning and maintenance, diameter 480 mm.

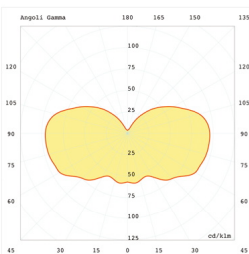
Transparent polycarbonate shock resistant protection **diffuser** coupled by a RAL 9006 painted aluminium frame.

Removable **wiring plate** for easier maintenance, M10 eyelet.

M20 IP68 tear proof **cableglend**.

E27 or E40 ceramic **lampholder** mounted on a four positions plate to adjust the lamp focus thus optimising the light beam.

**Power supply** 230V 50Hz, 1.5 mm<sup>2</sup> silicon cables with glass sheath, 2 pole fibre glass switching socket. Maximum power: 250W



KRONOS DECO MH PH 250W



#### Available on request:

- Goretex filter.
- Emergency kit (Dulux D 18/26W)
- CLA Auxiliary lamp
- Second M20 cableglend for serial configuration.

#### Accessories:

- See page 45
- All fittings exclude lamps.

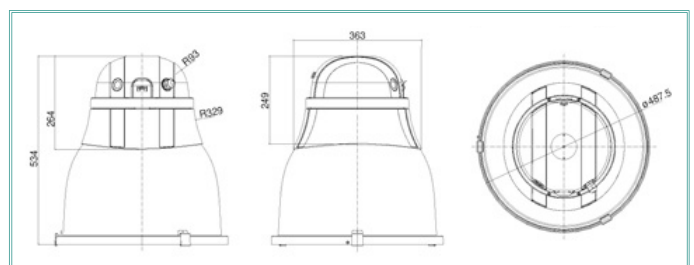
## KRONOS DECO

### KRONOS WIRING BOXES

		Control gear	Lampholder	Weight
301003.101	NC+E40	NC	1xE40	3,13
301003.102	NC+E27	NC	1xE27	3,13
301123.170	SHP-E/MH-E 1x70W	CNR	1xE27	3,93
301123.115	SHP-E 1x150W	CNR	1xE40	5,22
301123.125	SHP-E/MH-E 1x250W	CNR	1xE40	6,57
301223.115	MH-E 1x150W	CNR	1xE27	5,22
301323.125	MH-E PH 1x250W	CNR	1xE40	5,17
301423.112	MV 1x125W	CNR	1xE27	4,62
301423.125	MV 1x250W	CNR	1xE40	5,03
301823.232	FLC 2x32W	EL	GX24q3	3,38
301823.242	FLC 2x42W	EL	GX24q4	3,38
301823.257	FLC 2x57W	EL	GX24q5	3,38

### COMPONENTS

304001.480	PC Reflector Diam. 480 for Easy/Kronos Deco	1,91
305001.480	Diam. 480 diffuser for Easy/Kronos Deco	0,96
e code+01	Emergency kit	





## EASY C/S Series

### APPLICATION

Industrial hi bay suitable to light up sheds, supermarkets, shops, warehouses, civil and industrial areas.

### TECHNICAL FEATURES

It is not necessary to use a tool for general maintenance, the product can be easily inspected releasing the glass three stainless steel clips.

**Housing** in die-cast aluminium with cooling fins to facilitate the heat outflow.

**Paintwork** in thermosetting polyester powder resistant to atmospheric agents and corrosion.

Anodized and polished 99.85 pure aluminium wide beam **reflector**, 480 mm diameter.

Plane tempered glass **diffuser** resistant to shocks and thermal shocks, coupled with stainless steel clips and secured with a security chain (standard on C model).

Removable **wiring plate** for easier maintenance.

M20 IP68 tear proof **cableglend**.

E27 or E40 ceramic **lampholder** mounted on a four positions plate to adjust the lamp focus thus optimising the light beam.

**Power supply** 230V 50Hz, 1.5 mm<sup>2</sup> silicon cables with glass sheath, nylon with fibre glass 3 pole terminal block.

On Easy S model use shielded elliptical lamps.

## EASY C/S

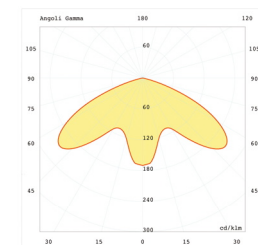
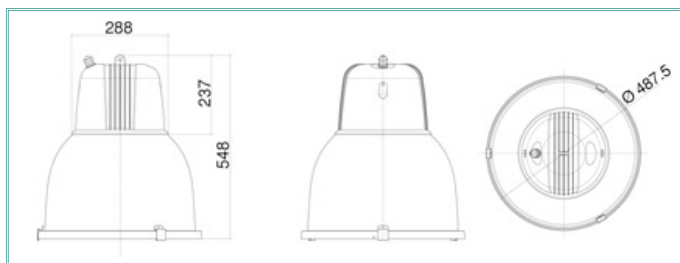
### EASY WIRING BOXES

		Power	Control gear	Lampholder	Weight
300003.101	300002.101	NC+E40	NC	1xE40	2,20
300003.102	300002.102	NC+E27	NC	1xE27	2,20
300123.170	300122.170	SHP-E/MH-E 1x70W	CNR	1xE27	4,00
300123.115	300122.115	SHP-E 1x150W	CNR	1xE40	4,29
300123.125	300122.125	SHP-E/MH-E 1x250W	CNR	1xE40	5,62
300123.140	300122.140	SHP-E/MH-E 1x400W	CNR	1xE40	6,83
300223.115	300222.115	MH-E 1x150W	CNR	1xE27	4,29
300323.125	300322.125	MH-E PH 1x250W	CNR	1xE40	4,24
300323.140	300322.140	MH-E PH 1x400W	CNR	1xE40	5,56
300423.112	300422.112	MV 1x125W	CNR	1xE27	3,69
300423.125	300422.125	MV 1x250W	CNR	1xE40	4,10
300423.140	300422.140	MV 1x400W	CNR	1xE40	5,42
300823.232	300822.232	FLC 2x32W	EL	GX24q3	2,45
300823.242	300822.242	FLC 2x42W	EL	GX24q4	2,45
300823.257	300822.257	FLC 2x57W	EL	GX24q5	2,45

### COMPONENTS

304000.480	Reflector diam. 480	1,52
305000.480	Glass diam. 480	2,10

code+01 Emergency kit



EASY C MH PH 400W



**EASY C - IP65**  
complete with glass  
**EASY S - IP23**  
without glass

#### Available on request:

- Goretex filter
- Emergency kit (Dulux D 18/26W)
- CLA Auxiliary lamp
- Second M20 cableglend for serial configuration.

#### Accessories:

- See page 45
- All fittings exclude lamps.

## EASY DECO Series

### APPLICATION

Industrial hi bay suitable to light up sheds, supermarkets, shops, warehouses, civil and industrial areas.

### TECHNICAL FEATURES

It is not necessary to use a tool for general maintenance, the product can be easily inspected releasing the glass three stainless steel clips.

**Housing** in die-cast aluminium with cooling fins to facilitate the heat outflow.

**Paintwork** in thermosetting polyester powder resistant to atmospheric agents and corrosion. Transparent polycarbonate **reflector**, prismaticized and glazed inside, smooth outside for easier cleaning and maintenance, diameter 480mm.

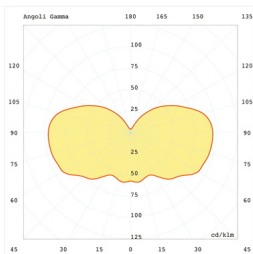
Transparent polycarbonate shock resistant protection **diffuser** coupled by a RAL 9006 painted aluminium frame.

Removable **wiring plate** for easier maintenance.

M20 IP68 tear proof **cablegland**.

E27 or E40 ceramic **lampholder** mounted on a four positions plate to adjust the lamp focus thus optimising the light beam.

**Power supply** 230V 50Hz, 1.5 mm<sup>2</sup> silicon cables with glass sheath, nylon with fibre glass 3 pole terminal block. Maximum power: 250W



EASY DECO MH PH 400W



## EASY DECO

### EASY WIRING BOXES

		Power	Control gear	Lampholder	Weight
300003. 101	300002. 101	NC+E40	NC	1xE40	2,20
300003. 102	300002. 102	NC+E27	NC	1xE27	2,20
300123. 170	300122. 170	SHP-E/MH-E 1x70W	CNR	1xE27	4,00
300123. 115	300122. 115	SHP-E 1x150W	CNR	1xE40	4,29
300123. 125	300122. 125	SHP-E/MH-E 1x250W	CNR	1xE40	5,62
300223. 115	300222. 115	MH-E 1x150W	CNR	1xE27	4,29
300323. 125	300322. 125	MH-E PH 1x250W	CNR	1xE40	4,24
300423. 112	300422. 112	MV 1x125W	CNR	1xE27	3,69
300423. 125	300422. 125	MV 1x250W	CNR	1xE40	4,10
300823. 232	300822. 232	FLC 2x32W	EL	GX24q3	2,45
300823. 242	300822. 242	FLC 2x42W	EL	GX24q4	2,45
300823. 257	300822. 257	FLC 2x57W	EL	GX24q5	2,45

### COMPONENTS

304001.480	PC Reflector diam. 480 for Easy/Kronos Deco	1,91
305001.480	Diam.480 diffuser for Easy/Kronos Deco	0,96

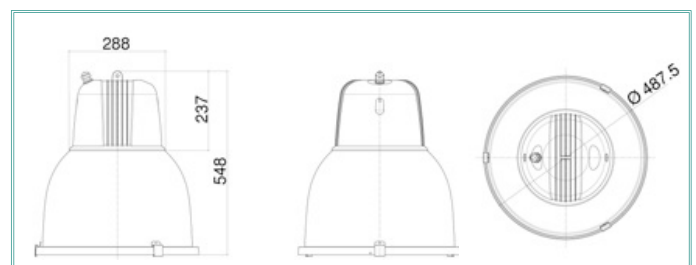
 code+01 Emergency kit

#### Available on request:

- Goretex filter
- Emergency kit (Dulux D 18/26W)
- CLA Auxiliary lamp
- Second M20 cablegland for serial configuration.

#### Accessories:

- See page 45
- All fittings exclude lamps.





## EASY N Series

### APPLICATION

Narrow beam industrial hi bay with high luminous efficiency ideal to light up wide and tall facilities as commercial spaces, industrial areas, sheds and logistic areas.

### TECHNICAL FEATURES

It is not necessary to use a tool for general maintenance, the product can be easily inspected releasing the glass three stainless steel clips.

**Housing** in die-cast aluminium with cooling fins to facilitate the heat outflow.

**Paintwork** in thermosetting polyester powder resistant to atmospheric agents and corrosion. Anodized and polished 99.85 pure aluminium concentrating beam **reflector**, 480 mm diameter. Plane tempered glass **diffuser** resistant to shocks and thermal shocks, coupled with stainless steel clips and secured with a security chain.

Removable **wiring plate** for easier maintenance.

M20 IP68 tear proof **cablegland**.

E27 or E40 ceramic **lampholder** mounted on a four positions plate to adjust the lamp focus thus optimising the light beam.

**Power supply** 230V 50Hz, 1.5 mm<sup>2</sup> silicon cables with glass sheath, nylon with fibre glass 3 pole terminal block.

## EASY N

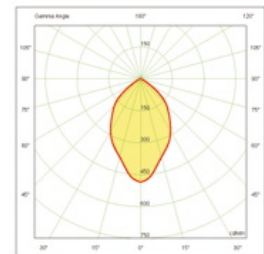
### EASY WIRING BOXES

		Power	Control gear	Lampholder	Weight
300003.101	300002.101	NC+1xE40	NC	1xE40	2,20
300003.102	300002.102	NC+1xE27	NC	1xE27	2,20
300123.125	300122.125	SHP-E/MH-E 1x250W	CNR	1xE40	5,62
300123.140	300122.140	SHP-E/MH-E 1x400W	CNR	1xE40	6,83
300323.125	300322.125	MH-E PH 1x250W	CNR	1xE40	4,24
300323.140	300322.140	MH-E PH 1x400W	CNR	1xE40	5,56
300423.125	300422.125	MV 1x250W	CNR	1xE40	4,10
300423.140	300422.140	MV 1x400W	CNR	1xE40	5,42

### COMPONENTS

304000.480	Reflector diam. 480	1,52
305000.480	Glass diam. 480	2,10

 code+01 Emergency kit



EASY N MH PH 250W

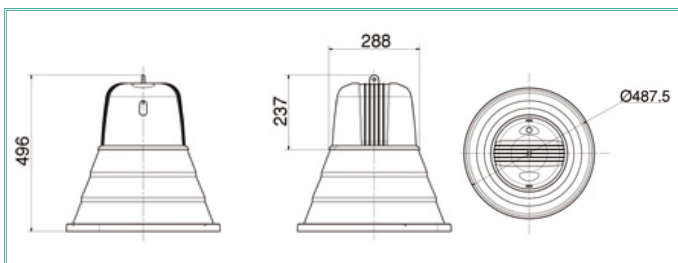


### Available on request:

- Goretex filter
- Emergency kit (Dulux D 18/26W)
- CLA Auxiliary lamp
- Second M20 cablegland for serial configuration

### Accessories:

- See page 45
- All fittings exclude lamps.



# DECORATIVE & INDUSTRIAL HI BAY FLOODLIGHTING

## Kronos Sat & Easy Sat

### KRONOS SAT/EASY SAT Series

#### APPLICATION

Last generation hi-tech industrial reflector, suitable to light up sheds, supermarkets, shops, warehouses, civil, industrial and commercial areas.

#### TECHNICAL FEATURES

It is not necessary to use a tool for general maintenance, the product can be easily inspected unhooking a stainless steel clip to access the wiring plate and the glass three stainless steel clips for lamp replacement.

**Housing** in die cast aluminium with cooling fins to facilitate the heat outflow (Easy SAT).

**Housing** composed by two half shells in die cast aluminium with cooling fins to facilitate the heat outflow (Kronos SAT).

**Paintwork** in thermosetting polyester powder resistant to atmospheric agents and corrosion. Anodized and polished 99.85 pure aluminium wide beam **reflector**, 550 mm diameter.

Plane tempered glass **diffuser** resistant to shocks and thermal shocks, coupled with stainless steel clips and secured with a security chain, 550 mm diameter.

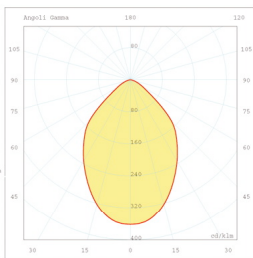
Removable **wiring plate** for easier maintenance.

M10 eyelet and 2P socket insulator block are standard only on Kronos SAT.

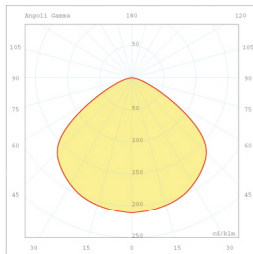
M20 IP68 tear proof **cablegland**.

E27 or E40 ceramic **lampholder** mounted on a four positions plate to adjust the lamp focus thus optimising the light beam.

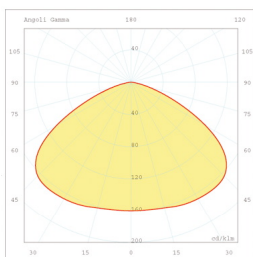
**Power supply** 230V 50Hz, 1.5 mm<sup>2</sup> silicon cables with glass sheath, nylon with fibre glass 3 pole terminal block.



EASY-KRONOS SAT MH 150W E27



EASY-KRONOS SAT MH 250W E40



EASY-KRONOS SAT MH 400W E40



#### Available on request:

- Goretex filter
- Emergency kit (Dulux D 18/26W)
- CLA Auxiliary lamp
- Second M20 cablegland for serial configuration

#### Accessories:

- See page 45
- All fittings exclude lamps.

### KRONOS SAT / EASY SAT

#### EASY WIRING BOXES

		Power	Control gear	Lampholder	Weight
300003.101	300002.101	NC+E40	NC	1xE40	2,20
300003.102	300002.102	NC+E27	NC	1xE27	2,20
300123.170	300122.170	SHP-E/MH-E 1x70W	CNR	1xE27	4,00
300123.115	300122.115	SHP-E 1x150W	CNR	1xE40	4,29
300123.125	300122.125	SHP-E/MH-E 1x250W	CNR	1xE40	5,62
300123.140	300122.140	SHP-E/MH-E 1x400W	CNR	1xE40	6,83
300223.115	300222.115	MH-E 1x150W	CNR	1xE27	4,29
300323.125	300322.125	MH-E PH 1x250W	CNR	1xE40	4,24
300323.140	300322.140	MH-E PH 1x400W	CNR	1xE40	5,56
300423.112	300422.112	MV 1x125W	CNR	1xE27	3,69
300423.125	300422.125	MV 1x250W	CNR	1xE40	4,10
300423.140	300422.140	MV 1x400W	CNR	1xE40	5,42
300823.232	300822.232	FLC 2x32W	EL	GX24q3	2,45
300823.242	300822.242	FLC 2x42W	EL	GX24q4	2,45
300823.257	300822.257	FLC 2x57W	EL	GX24q5	2,45

#### KRONOS WIRING BOXES

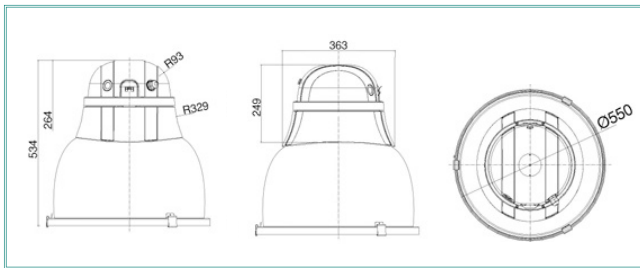
		Power	Control gear	Lampholder	Weight
301003.101		NC+E40	NC	1xE40	3,13
301003.102		NC+E27	NC	1xE27	3,13
301123.170		SHP-E/MH-E 1x70W	CNR	1xE27	3,93
301123.115		SHP-E 1x150W	CNR	1xE40	5,22
301123.125		SHP-E/MH-E 1x250W	CNR	1xE40	6,57
301123.140		SHP-E/MH-E 1x400W	CNR	1xE40	7,76
301223.115		MH-E 1x150W	CNR	1xE27	5,22
301323.125		MH-E PH 1x250W	CNR	1xE40	5,17
301323.140		MH-E PH 1x400W	CNR	1xE40	6,49
301423.112		MV 1x125W	CNR	1xE27	4,62
301423.125		MV 1x250W	CNR	1xE40	5,03
301423.140		MV 1x400W	CNR	1xE40	6,35
301823.232		FLC 2x32W	EL	GX24q3	3,38
301823.242		FLC 2x42W	EL	GX24q4	3,38
301823.257		FLC 2x57W	EL	GX24q5	3,38

#### COMPONENTS

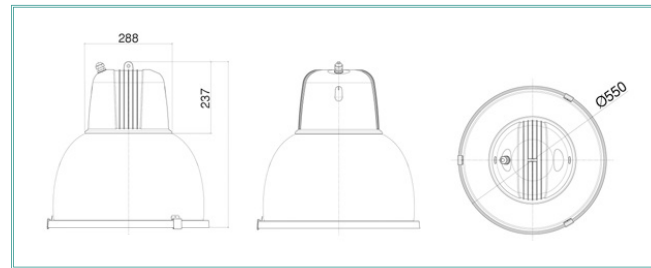
304000.550	Satin finished aluminium reflector diam. 550	1,52
305000.550	Glass Diam. 550	2,10

**e** code+01 Emergency kit

### KRONOS SAT Series



### EASY SAT Series



• Protection grid ø 480 mm.



• Protection diffuser ø 480 mm.

### LAMPS

Code	Power	Lampholder	Weight
LAM1200.0070	SHP-E 70W	E27	0,05
LAM1200.0100	SHP-E 100W	E40	0,05
LAM1200.0150	SHP-E 150W	E40	0,10
LAM1200.0250	SHP-E 250W	E40	0,17
LAM1200.0400	SHP-E 400W	E40	0,26
LAM2200.0070	MH-E 70W	E27	0,07
LAM2200.0150	MH-E 150W	E27	0,08
LAM2200.0250	MH-E 250W	E40	0,16
LAM2200.0400	MH-E 400W	E40	0,25
LAM3200.0250	MH-E PH 250W	E40	0,15
LAM3200.0400	MH-E PH 400W	E40	0,25
LAM4200.0125	MV 125W	E27	0,15
LAM4200.0250	MV 250W	E40	0,19
LAM4200.0400	MV 400W	E40	0,23
LAM2131.0070	MH-T 70W MC	G12	0,03
LAM2131.0150	MH-T 150W MC	G12	0,03

### KRONOS & EASY ACCESSORIES

Code	Colour	Weight
930000.480	Protection Grid diam. 480	0,42
e code + 01	Emergency kit FLC 1x26W D	
code + 03	CLA Device Alo Max 150W E27	
923000.002	Goretex Filter	Grey

## EGO II Series

### APPLICATION

Design hi bay, suitable to light up civil areas, shopping centres, shops, shop windows, stand, show room and offices.

### TECHNICAL FEATURES

It is not necessary to use a tool for general maintenance, the product can be easily inspected releasing the glass frame.

**Housing** in die-cast aluminium.

**Paintwork** in thermosetting polyester powder satin finished.

Transparent polished polycarbonate **reflector**, prismatic inside, smooth outside for easier cleaning and maintenance, diameter 320 mm.

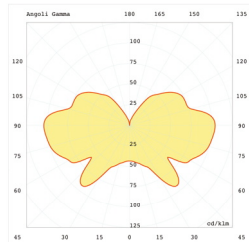
Transparent polycarbonate shock resistant protection **diffuser** coupled by a RAL 9006 painted aluminium frame.

**Wiring plate.**

E27 or G12 ceramic **lampholder**.

**Power supply** 230V 50Hz, 1 mm<sup>2</sup> silicon cables with glass sheath, nylon with fibre glass 3 pole terminal block, power cable length 1.5 mt.

Suspension kit include a ceiling mounting base, security cables, two steel cables for adjustable installation height.



EGO I - MH-E 150W



## EGO I

	Power	Control gear	Lampholder	Weight
306003.102	NC+E27	NC	1xE27	2,40
307003.103	NC+G12	NC	1xG12	2,30
306123.170	MH-E 1x70W	CNR	1xE27	3,55
306123.115	MH-E 1x150W	CNR	1xE27	4,40
307123.170	MH-E 1x70W	CNR	1xG12	3,55
307123.115	MH-E 1x150W	CNR	1xG12	4,40
306133.170	MH-E 1x70W	CNRL	1xE27	3,55*
306133.115	MH-E 1x150W	CNRL	1xE27	4,40*
307133.170	MH-E 1x70W	CNRL	1xG12	3,55*
307133.115	MH-E 1x150W	CNRL	1xG12	4,40*
306713.113	FLC 1x13W	CN	1xG24d1	3,10
306713.118	FLC 1x18W	CN	1xG24d2	3,10
306713.126	FLC 1x26W	CN	1xG24d3	3,10

\*Lamp included







## EGO II Series

### APPLICATION

Design hi bay, suitable to light up civil areas, shopping centres, shops, shop windows, stand, show room and offices.

### TECHNICAL FEATURES

It is not necessary to use a tool for general maintenance, the product can be easily inspected releasing the glass frame.

**Housing** in die-cast aluminium.

**Paintwork** in thermosetting polyester powder satin finished.

Transparent polished polycarbonate **reflector**, prismatic inside, smooth outside for easier cleaning and maintenance, diameter 320 mm.

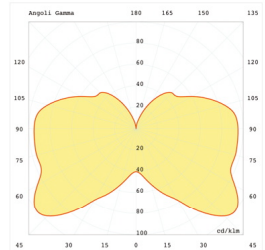
E27 ceramic **lampholder**.

**Power supply** 230V 50Hz, 1 mm<sup>2</sup> silicon cables with glass sheath, nylon with fibre glass 3 pole terminal block, power cable length 1.5 mt.

Suspension kit include a ceiling mounting base, security cables, two steel cables for adjustable installation height.

## EGO II

	Power	Control gear	Lampholder	Weight
308003.102	NC+E27	NC	1xE27	1,40



EGO II - EL 20W E27



Available on request:

- Protection diffuser diam. 320 mm.

## EGO III Series

### APPLICATION

Design hi bay, suitable to light up civil areas, shopping centres, shops, shop windows, stand, show room and offices.

### TECHNICAL FEATURES

It is not necessary to use a tool for general maintenance, the product can be easily inspected releasing the glass frame.

**Housing** in die-cast aluminium.

**Paintwork** in thermosetting polyester powder satin finished.

Anodized and polished 99.85 pure aluminium beam **reflector**, 320 mm diameter.

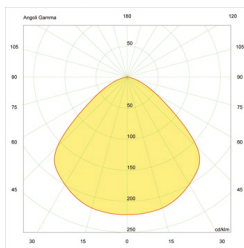
Transparent polycarbonate shock resistant protection **diffuser** coupled by a RAL 9006 painted aluminium frame.

**Wiring plate.**

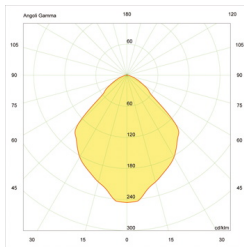
E27 or G12 ceramic **lampholder**.

**Power supply** 230V 50Hz, 1 mm<sup>2</sup> silicon cables with glass sheath, nylon with fibre glass 3 pole terminal block, power cable length 1.5 mt.

Suspension kit include a ceiling mounting base, security cables, two steel cables for adjustable installation height.



EGO III - MH 150W E27



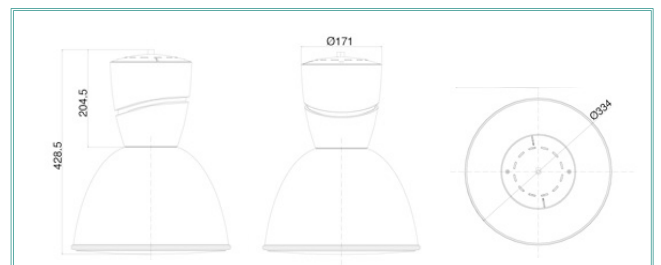
EGO III - MH 150W G12



## EGO III

	Power	Control gear	Lampholder	Weight
309003.102	NC+E27	NC	1xE27	2,20
310003.103	NC+G12	NC	1xG12	2,20
309223.170	MH-E 1x70W	CNR	1xE27	3,35
309223.115	MH-E 1x150W	CNR	1xE27	3,85
310223.170	MH-T 1x70W	CNR	1xG12	3,35
310223.115	MH-T 1x150W	CNR	1xG12	4,20
309233.170	MH-E 1x70W	CNRL	1xE27	3,35*
309233.115	MH-E 1x150W	CNRL	1xE27	4,20*
310233.170	MH-T 1x70W	CNRL	1xG12	3,35*
310233.115	MH-T 1x150W	CNRL	1xG12	4,20*
309713.113	FLC 1x13W D	CN	1xG24d1	2,90
309713.118	FLC 1x18W D	CN	1xG24d2	2,90
309713.126	FLC 1x26W D	CN	1xG24d3	2,90

\*Lamp included





## EGO III Series

### APPLICATION

Design hi bay, suitable to light up civil areas, shops, shop windows, stand, show room and offices.

### TECHNICAL FEATURES

It is not necessary to use a tool for general maintenance.

**Housing** in die-cast aluminium.

**Paintwork** in thermosetting polyester powder satin finished.

Anodized and polished 99.85 pure aluminium beam **reflector**, 320 mm diameter.

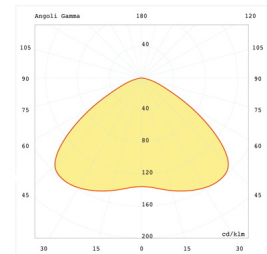
E27 ceramic **lampholder**.

**Power supply** 230V 50Hz, 1 mm<sup>2</sup> silicon cables with glass sheath, nylon with fibre glass 3 pole terminal block, power cable length 1.5 mt.

Suspension kit include a ceiling mounting base, security cables, two steel cables for adjustable installation height.

## EGO IV

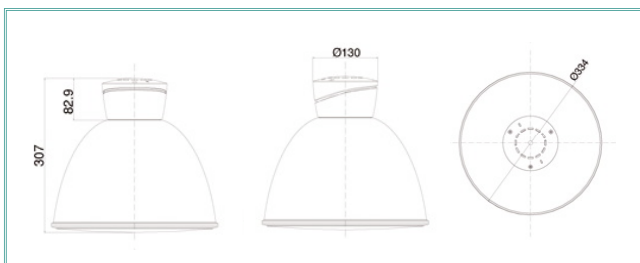
	Power	Control gear	Lampholder	Weight
311003.102	NC+E27	NC	1xE27	1,20



EGO IV - FLC 20W



• All fittings exclude lamps.



Available on request:

- Protection diffuser diam. 320 mm.





## NICE TS/MC Series

### APPLICATION

Indoor floodlight with simple and elegant design that offers several applications using different types of lamps. Ideal to light up hotels, showrooms, exhibitions and shops.

### TECHNICAL FEATURES

It is not necessary any tool to operate ordinary maintenance, the product can be easily inspected releasing a stainless steel clip.

**Housing** in die-cast aluminium. Thermal separator in die-cast aluminium directly installed between lamp and wiring box.

Anodized and polished 99.85 pure aluminium **optic**.

Folded sheet **bracket**




**Paintwork** in thermosetting polyester powder resistant to atmospheric agents and corrosion, polished finishing.

G12 ceramic **lampholder** on MC model, double ended Rx7s on TS model.

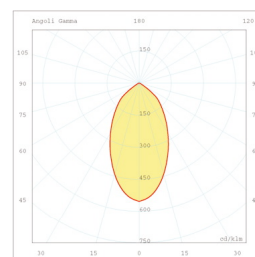
Shock and thermal shocks resistant 3 mm tempered protection **glass**.

Standard **Power supply** 230V 50Hz, 1 mm<sup>2</sup> silicon cables with glass sheath, nylon with fibre glass 3 pole terminal block.

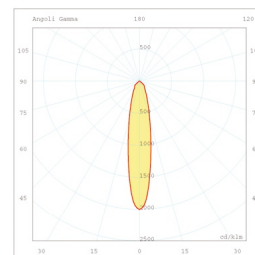
## NICE TS/MC

				Power	Control gear	Lampholder	Weight
	400001.170	400003.170	400002.170	NC+70W - ALO 300W	CN	1xRX7s	2,65
	400001.115	400003.115	400002.115	NC+150W	CN	1xRX7s	2,65
TS	400221.170	400223.170	400222.170	MH-TS 1x70W	CNR	1xRX7s	3,80
	400221.115	400223.115	400222.115	MH-TS 1x150W	CNR	1xRX7s	4,75
	400231.170	400233.170	400232.170	MH-TS 1x70W	CNRL	1xRX7s	3,95*
	400231.115	400233.115	400232.115	MH-TS 1x150W	CNRL	1xRX7s	5,05*
MC	402001.103	402003.103	402002.103	NC+G12	NC	1xG12	2,65
	402221.170	402223.170	402222.170	MH-T 1x70W	CNR	1xG12	3,80
	402221.115	402223.115	402222.115	MH-T 1x150W	CNR	1xG12	4,75
	402231.170	402233.170	402232.170	MH-T 1x70W	CNRL	1xG12	3,95*
	402231.115	402233.115	402232.115	MH-T 1x150W	CNRL	1xG12	5,05*

\*Lamp included



NICE TS MH-T 70W



NICE MC MH-T 70W

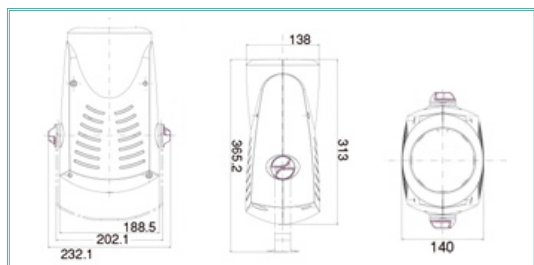


Available on request:

- Electronic ballast
- All fittings exclude lamps.

Accessories:

- See page 54



## NICE AR111/PAR30 Series

### APPLICATION

Indoor floodlight with simple and elegant design that offers several applications using different types of lamps. Ideal to light up hotels, showrooms, exhibitions and shops.

### TECHNICAL FEATURES

**Housing** in die-cast aluminium. Thermal separator in die-cast aluminium directly installed between lamp and wiring box.

Folded sheet **bracket**.

**Paintwork** in thermosetting polyester powder resistant to atmospheric agents and corrosion, polished finishing.

**G53 lampholder** on AR111 model, thermoplastic E27 on PAR30 model.

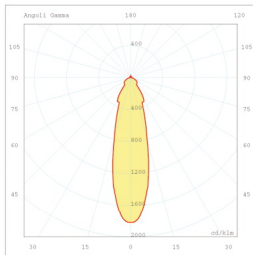
**Power supply** 230V 50Hz with 12V transformer on AR111 model, direct voltage on PAR30 model, nylon with fibre glass 3 pole terminal block.



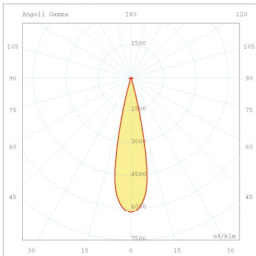
NICE PAR30



NICE AR111



NICE PAR30 75W



NICE AR111 100W



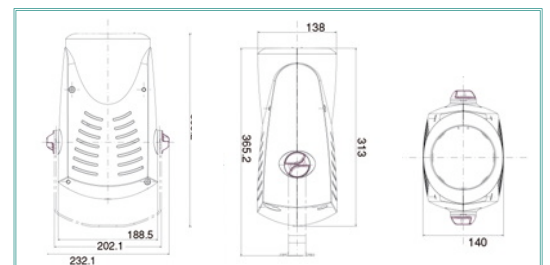
### NICE AR111/PAR30

				Power	Control gear	Lampholder	Weight
PAR30	403001.102	403003.102	403002.102	NC+E27	CN	1xE27	2,50
	403941.175	403943.175	403942.175	ALO 1x75W	CNL	1xE27	2,65*
	403941.110	403943.110	403942.110	ALO 1x100W	CNL	1xE27	2,65*
AR111	404941.175	404943.175	404942.175	ALO 1x75W	CNL	1xG53	2,65*
	404941.110	404943.110	404942.110	ALO 1x100W	CNL	1xG53	2,65*

\*Lamp included

### Accessories:

- See page 54





## NICE LED/RGB Series

### APPLICATION

Indoor floodlight with simple and elegant design that offers several applications using power LEDs and multicolor RGB system. Ideal to light up shop windows, hotels, showrooms, shops and exhibitions.

### TECHNICAL FEATURES

**Housing** in die cast aluminium. Thermal separator in die cast aluminium directly installed between lamp and wiring box.




**Folded sheet bracket.**

**Paintwork** in thermosetting polyester powder resistant to atmospheric agents and corrosion, polished finishing.


**RGB LED module** 5x3x350 mA - 350 Lumen 36° light beam aperture, POWER LED module 7x500mA 890 or 1,100 Lumen in two different shades 36° light beam aperture.

**Power supply** 230V 50Hz with electronic ballast, nylon with fibre glass 3 pole terminal block.

## NICE LED/RGB

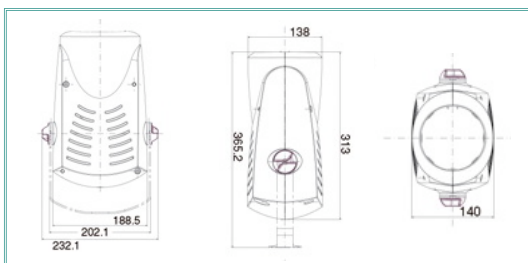
			Power	Control gear	Lampholder	Weight
						
406641.535M	406643.535M	406642.535M	LED RGB 5x3x350 mA - 350 Lumen - D 36°	CNL	LED	3,15*
406641.713M	406643.713M	406642.713M	POWER LED 7x500mA - 890 Lumen col. 3500° K - D 36°	CNL	LED	2,95*
406641.714M	406643.714M	406642.714M	POWER LED 7x500mA - 890 Lumen col. 6000 K - D 36°	CNL	LED	2,95*
406641.716M	406643.716M	406642.716M	POWER LED 7x500mA - 1100 Lumen col. 6000 K - D 36°	CNL	LED	2,95*

\*Lamp included



### Accessories:

- See page 54



The power consumption of Nice Power LED is about 19W

The power consumption of Nice RGB is about 18W



• Wall/ceiling mounting base.



• Antidazzling baffles.



• Suspension kit.

All the accessories necessary to compose the track system for Nice are available on page 60

## NICE ACCESSORIES

Code		Colour	Weight
940001.000	Railtrack adapter for Track	White	0,06
940002.000	Railtrack adapter for Track	Black	0,06
940001.001	Wall Fixing base for Nice	White	0,26
940002.001	Wall Fixing base for Nice	Black	0,26
940003.001	Wall Fixing base for Nice	Silver	0,26
940001.002	Suspension Kit for Nice	White	0,38
940002.002	Suspension Kit for Nice	Black	0,38
940003.002	Suspension Kit for Nice	Silver	0,38
940001.003	Antidazzling Baffle for Nice	White	0,13
940002.003	Antidazzling Baffle for Nice	Black	0,13
940003.003	Antidazzling Baffle for Nice	Silver	0,13



## SPIN MC Series

### APPLICATION

New generation indoor floodlight, ideal to light up shops, shop windows, showroom, museums and exhibitions.

### TECHNICAL FEATURES

It is not necessary to use a tool for general maintenance, lamp replacement is manually made releasing glass and optic.

**Housing, frame and optical compartment** in die-cast aluminium.

**Paintwork** in thermosetting polyester powder resistant to atmospheric agents and corrosion, polished finishing. Anodized and polished 99.85 pure aluminium **optic**.

G12 ceramic **lampholder** for tubular ceramic lamps.

3 mm protection **glass**.

**Power supply** 230V 50Hz with electronic ballast, 1 mm<sup>2</sup> silicon cables with glass sheath.

Eutrac **adapter** with Nokia technology.

Standard supplied adapter already mounted.



SPIN MC 1X

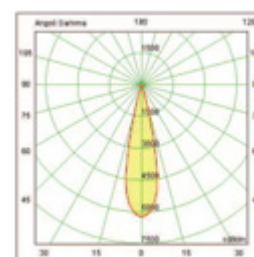



SPIN MC 2X

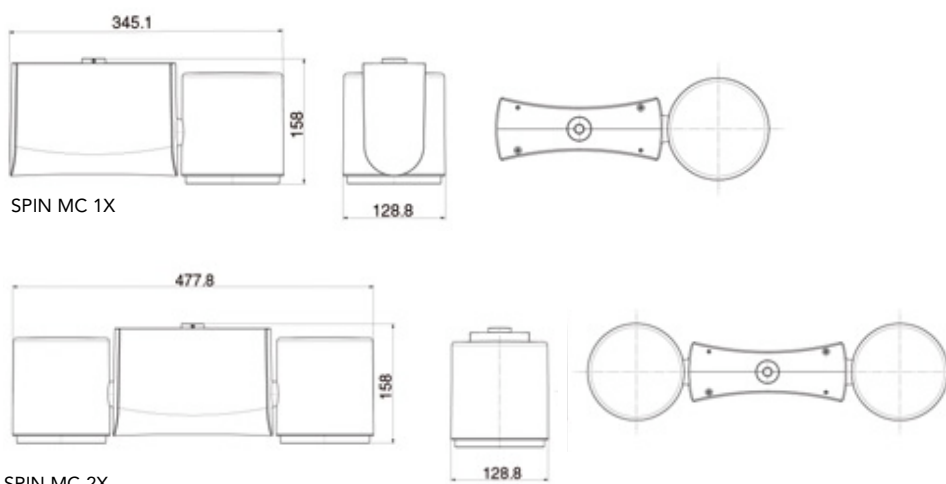

### SPIN MC

	Power	Control gear	Lampholder	Weight
410003.103	NC+G12	NC	1xG12	2,75
410003.203	NC+2xG12	NC	2xG12	4,10
410523.135	MH-T 1x35W	EL	1xG12	3,00
410523.170	MH-T 1x70W	EL	1xG12	3,00
410523.115	MH-T 1x150W	EL	1xG12	3,20
410533.135	MH-T 1x35W	ELL	1xG12	3,05*
410533.170	MH-T 1x70W	ELL	1xG12	3,05*
410533.115	MH-T 1x150W	ELL	1xG12	3,25*
410523.235	MH-T 2x35W	EL	2xG12	4,15
410523.270	MH-T 2x70W	EL	2xG12	4,15
410533.235	MH-T 2x35W	ELL	2xG12	4,25*
410533.270	MH-T 2x70W	ELL	2xG12	4,25*

\*Lamp included



SPIN MC 1x70W



### Accessories:

- See page 60

## SPIN MC 111 Series

### APPLICATION

New generation indoor floodlight, ideal to light up shops, shop windows, showroom, museums and exhibitions.

### TECHNICAL FEATURES

It is not necessary to use a tool for general maintenance, lamp replacement is manually made releasing the frame.

**Housing, frame and optical compartment** in die-cast aluminium.

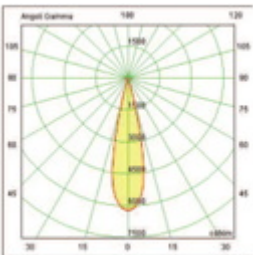
**Paintwork** in thermosetting polyester powder resistant to atmospheric agents and corrosion, polished finishing.

GX8.5 ceramic **lampholder** for ceramic discharge lamps with incorporated reflector.

**Power supply** 230V 50Hz with electronic ballast, 1 mm<sup>2</sup> silicon cables with glass sheath.

Eutrac **adapter** with Nokia technology.

Standard supplied adapter already mounted.



SPIN MC111 1x70W



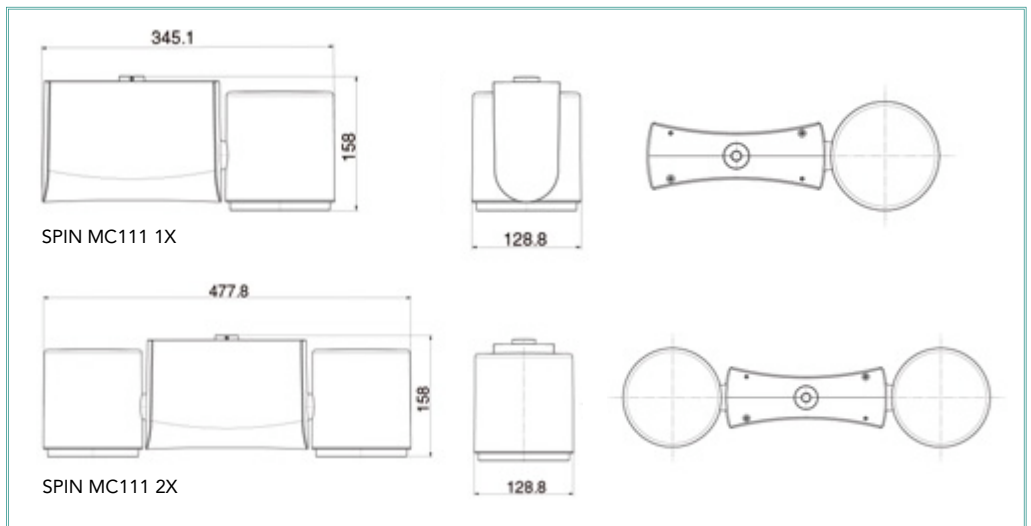
### SPIN MC 111

	Power	Control gear	Lampholder	Weight
410003.103	NC+G12	NC	1xG12	2,75
411003.104	NC+Gx8,5	NC	1xGX8,5	2,65
411003.204	NC+2xGx8,5	NC	2xGX8,5	3,80
411523.135	MC111 1x35W	EL	1xGX8,5	2,85
411523.170	MC111 1x70W	EL	1xGX8,5	2,85
411533.135	MC111 1x35W	ELL	1xGX8,5	2,95*
411533.170	MC111 1x70W	ELL	1xGX8,5	2,95*
411523.235	MC111 2x35W	EL	2xGX8,5	4,25
411523.270	MC111 2x70W	EL	2xGX8,5	4,25
411533.235	MC111 2x35W	ELL	2xGX8,5	4,35*
411533.270	MC111 2x70W	ELL	2xGX8,5	4,35*

\*Lamp included

#### Accessories:

- See page 60





## SPIN AR111/PAR30 Series

### APPLICATION

New generation indoor floodlight that offers several applications using different types of lamps, ideal to light up shops, shop windows, showroom, museums and exhibitions.

### TECHNICAL FEATURES

It is not necessary to use a tool for general maintenance, lamp replacement is manually made releasing the frame.

**Housing, frame** and **optical compartment** in die-cast aluminium.

**Paintwork** in thermosetting polyester powder resistant to atmospheric agents and corrosion, polished finishing.

G53 **lampholder** on AR111 model, thermoplastic E27 on PAR30 model.

**Power supply** 230V 50Hz with 12V transformer on AR111 model, direct voltage on PAR30 model, nylon with fibre glass 3 pole terminal block.

Eutrac **adapter** with Nokia technology supplied already mounted.

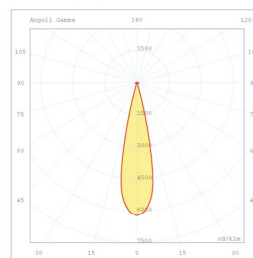
## SPIN AR111/PAR30

	Power	Control gear	Lampholder	Weight
412003.102	NC+1xE27	CN	1xE27	2,60
412003.202	NC+2xE27	CN	2xE27	3,75
412943.175	ALO 1x75W	CNL	1xE27	2,90*
412943.110	ALO 1x100W	CNL	1xE27	2,90*
412943.275	ALO 2x75W	CNL	2xE27	4,35*
412943.210	ALO 2x100W	CNL	2xE27	4,35*
413943.000	ALO 1x75/100W	CN	1xG53	2,70
413943.200	ALO 2x75/100W	CN	2xG53	3,90
413943.175	ALO 1x75W	CNL	1xG53	2,75*
413943.110	ALO 1x100W	CNL	1xG53	2,75*
413943.275	ALO 2x75W	CNL	2xG53	4,05*
413943.210	ALO 2x100W	CNL	2xG53	4,05*

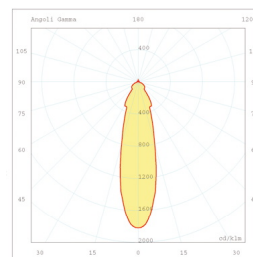
\*Lamp included

AR111

PAR30



SPIN AR111 100W

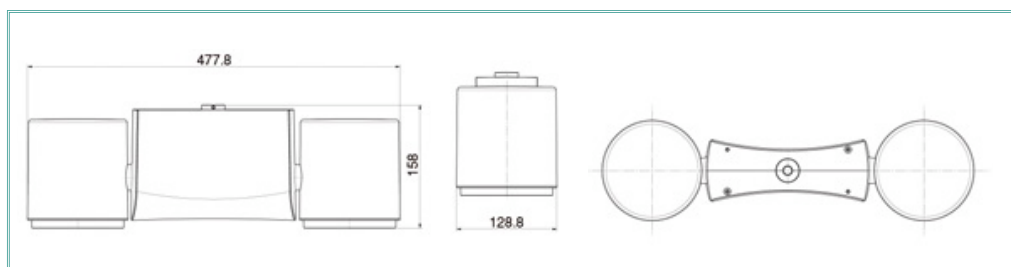


SPIN PAR30 75W



### Accessories:

- See page 60



## SPIN LED/RGB Series

### APPLICATION

New generation indoor floodlight, ideal to light up shops, shop windows, showroom, museums and exhibitions using LEDs technology.

### TECHNICAL FEATURES

It is not necessary to use a tool for general maintenance, lamp replacement is manually made releasing the frame.

**Housing, frame and optical compartment** in die-cast aluminium.

**Paintwork** in thermosetting polyester powder resistant to atmospheric agents and corrosion, polished finishing.

**RGB LED module** 5x3x350 mA - 350 Lumen 36° light beam aperture, **POWER LED module** 7x500mA 890 or 1,100 Lumen in two different shades 36° light beam aperture.

**Power supply** 230V 50Hz with electronic ballast, nylon with fibre glass 3 pole terminal block.

**Eutrac adapter** with Nokia technology supplied already mounted.



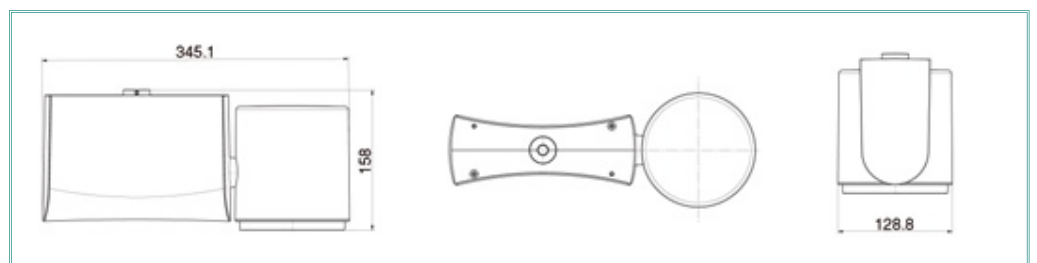
### SPIN LED/RGB

	Power	Control gear	Lampholder	Weight
414643.535M	LED RGB 5x3x350 mA - 350 Lumen - D 36°	CNL	RGB	3,20*
414643.713M	POWER LED 7x500mA - 890 Lumen col. 3500° K - D 36°	CNL	LED	3,00*
414643.714M	POWER LED 7x500mA - 890 Lumen col. 6000° K - D 36°	CNL	LED	3,00*
414643.716M	POWER LED 7x500mA - 1100 Lumen col. 6000° K - D 36°	CNL	LED	3,00*

\*Lamp included

#### Accessories:

- See page 60



## SPIN LITE Series

### APPLICATION

Economy version of Spin floodlight, which while maintaining the same design, is savings oriented using PAR30 lamps.

### TECHNICAL FEATURES

It is not necessary to use a tool for general maintenance, lamp replacement is manually made releasing the frame.

**Housing, frame and optical compartment** in die cast aluminum.

**Paintwork** in thermosetting polyester powder resistant to atmospheric agents and corrosion, polished finishing.

E27 thermoplastic **lampholder**.

Direct **power supply** 230V, nylon with fibre glass 3 pole terminal block.

Eutrac **adapter** with Nokia technology supplied already mounted.

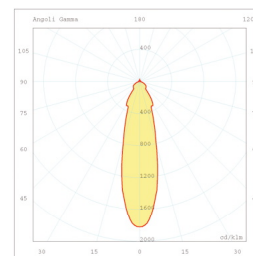
We recommend the use of PAR30 lamps with integrated LED technology for easier maintenance.



### SPIN LITE

	Power	Control gear	Lampholder	Weight
416003.102	NC + 1xE27	CN PAR30	1xE27	1,78
416943.175	ALO 1x75W	CNL PAR30	1xE27	2,08*
416943.110	ALO 1x100W	CNL PAR30	1xE27	2,08*

\*Lamp included



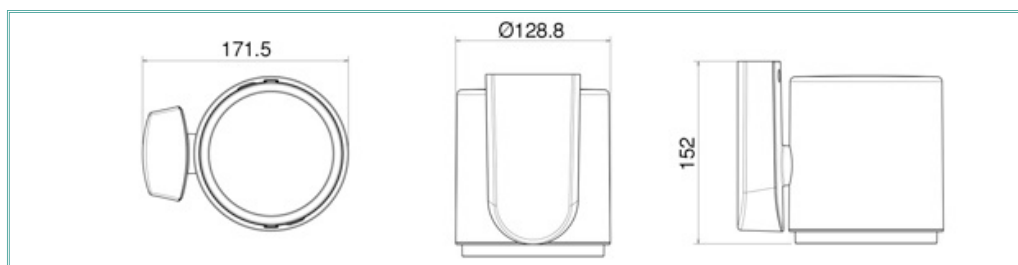
SPIN LITE 75W



- All fittings exclude lamps.

#### Accessories:

- See page 60

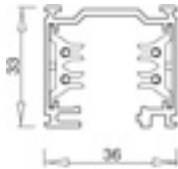



## LAMPS

Code			Colour
LAM2134.0070	Lampada MH-T 70W / MH-T 70W Lamp	G12	Blue
LAM2135.0070	Lampada MH-T 70W / MH-T 70W Lamp	G12	Green
LAM2136.0070	Lampada MH-T 70W / MH-T 70W Lamp	G12	Magenta
LAM2137.0070	Lampada MH-T 70W / MH-T 70W Lamp	G12	Orange
LAM2134.0150	Lampada MH-T 150W / MH-T 150W Lamp	G12	Blue
LAM2135.0150	Lampada MH-T 150W / MH-T 150W Lamp	G12	Green
LAM2136.0150	Lampada MH-T 150W / MH-T 150W Lamp	G12	Magenta
LAM2137.0150	Lampada MH-T 150W / MH-T 150W Lamp	G12	Orange

## ACCESSORIES

Code		Colour
941001.100	Track Spin-Nice L=1 mt	White
941002.100	Track Spin-Nice L=1 mt	Black
941003.100	Track Spin-Nice L=1 mt	Silver
941001.200	Track Spin-Nice L=2 mt	White
941002.200	Track Spin-Nice L=2 mt	Black
941003.200	Track Spin-Nice L=2 mt	Silver
941001.300	Track Spin-Nice L=3 mt	White
941002.300	Track Spin-Nice L=3 mt	Black
941003.300	Track Spin-Nice L=3 mt	Silver
941001.400	Track Spin-Nice L=4 mt	White
941002.400	Track Spin-Nice L=4 mt	Black
941003.400	Track Spin-Nice L=4 mt	Silver
941001.001	Electrical Straight Joint Spin-Nice	White
941002.001	Electrical Straight Joint Spin-Nice	Black
941001.002	Suspension Kit 2 mt Spin-Nice	White
941002.002	Suspension Kit 2 mt Spin-Nice	Black
941001.003	Right Live-end Spin-Nice	White
941002.003	Right Live-end Spin-Nice	Black
941003.003	Right Live-end Spin-Nice	Silver
941001.004	Left Live-end Spin-Nice	White
941002.004	Left Live-end Spin-Nice	Black
941003.004	Left Live-end Spin-Nice	Silver
941001.005	Central connector and straight joint Spin-Nice	White
941002.005	Central connector and straight joint Spin-Nice	Black
941003.005	Central connector and straight joint Spin-Nice	Silver
941001.006	Inside L joint Spin-Nice	White
941002.006	Inside L joint Spin-Nice	Black
941003.006	Inside L joint Spin-Nice	Silver
941001.007	Outside L joint Spin-Nice	White
941002.007	Outside L joint Spin-Nice	Black
941003.007	Outside L joint Spin-Nice	Silver
941001.008	Right T joint Spin-Nice	White
941002.008	Right T joint Spin-Nice	Black
941003.008	Right T joint Spin-Nice	Silver
941001.009	Left T joint Spin-Nice	White
941002.009	Left T joint Spin-Nice	Black
941003.009	Left T joint Spin-Nice	Silver
941001.010	X joint Spin-Nice	White
941002.010	X joint Spin-Nice	Black
941003.010	X joint Spin-Nice	Silver
941001.011	Dead end Spin-Nice	White
941002.011	Dead end Spin-Nice	Black
941003.011	Dead end Spin-Nice	Silver



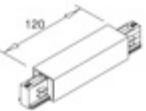
• Track adapter.

• Electrical straight joint.



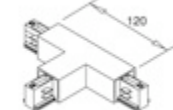
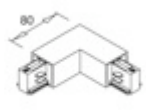
• Left Live End.

• Right Live End.



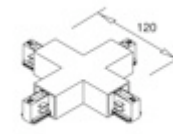
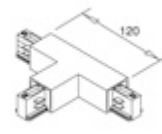
• Central connector.

• Inside L joint.



• Outside L joint.

• Left T joint.



• Right T joint.

• X joint.



• Dead end.



## AVANTGARDE C/S Series

### APPLICATION

New concept street lighting, to make installation and maintenance fast and easy. Perfect to light up streets, urban areas, parking lots, civil, industrial and residential buildings.

### TECHNICAL FEATURES

It is not necessary to use a tool for general maintenance, the product can be easily inspected releasing a clip on the front.

**Housing and pole fixing block** in die-cast aluminium. Fixing block suitable for 60 mm poles, adapter is required for 40 mm poles. **Paintwork** in thermosetting polyester powder resistant to atmospheric agents and corrosion, guaranteed for more than 1,000 hours in saline mist.

Wiring compartment **cover** and glass opening **hook** in reinforced nylon fiber glass.

Easily removable nylon fiber glass **wiring plate**.

Tempered 4 mm protection **glass** hinged to the housing with a stainless steel pivot AISI 306 (standard on C model). Anodized and polished 99.85 pure aluminium **Cut-off optic**.

Pure silicon **gasket** with remarkable performances of elasticity and heat resistance. E27 or E40 ceramic **lampholder**.

M20 IP68 tear proof **cable gland**.

**Power supply** 230V 50Hz, 1.5 mm<sup>2</sup> silicon cables with glass sheath, nylon fibre glass 3 pole terminal block. Easy +/- 15°, 4 positions tilt system.

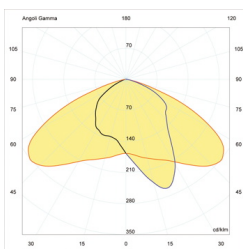
Variable lamp focus for optimized optic performance.



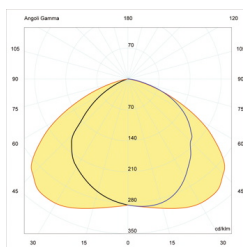
AVANTGARDE C



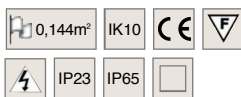
AVANTGARDE S



AVANTGARDE C MH-E 150W



AVANTGARDE S MV 250W



#### Available on request:

- Bi-power wiring

#### Drawing and Accessories:

- See page 68 and 69

## AVANTGARDE C/S

	Power	Control gear	Lampholder	Weight
500003.101	NC+E40	NC	1xE40	3,90
500003.102	NC+E27	NC	1xE27	3,90
500123.170	SHP-E/MH-E 1x70W	CNR	1xE27	5,00
500123.110	SHP-E 1x100W	CNR	1xE40	5,65
500123.115	SHP-T 1x150W	CNR	1xE40	6,00
500123.125	SHP-T/MH-T 1x250W	CNR	1xE40	7,35
500223.110	MH-E 1x100W	CNR	1xE27	5,70
500223.115	MH-E 1x150W	CNR	1xE27	6,00
500323.125	MH-T PH 1x250W	CNR	1xE40	6,00
500423.180	MV 1x80W	CNR	1xE27	4,35
500423.112	MV 1x125W	CNR	1xE27	4,55
500423.125	MV 1x250W	CNR	1xE40	5,80
500133.170	SHP-E 1x70W	CNRL	1xE27	5,00*
500133.110	SHP-E 1x100W	CNRL	1xE40	5,65*
500133.115	SHP-T 1x150W	CNRL	1xE40	6,00*
500133.125	SHP-T 1x250W	CNRL	1xE40	7,35*
500233.170	MH-E 1x70W	CNRL	1xE27	5,00*
500233.110	MH-E 1x100W	CNRL	1xE27	5,70*
500233.115	MH-E 1x150W	CNRL	1xE27	6,00*
500233.125	MH-T 1x250W	CNRL	1xE40	7,35*
500333.125	MH-T PH 1x250W	CNRL	1xE40	6,00*
500433.180	MV 1x80W	CNRL	1xE27	4,35*
500433.112	MV 1x125W	CNRL	1xE27	4,55*
500433.125	MV 1x250W	CNRL	1xE40	5,80*

AVANTGARDE C

\*Lamp included

To order Avantgarde in S version please substitute the 3rd figure of our code with 1. Ex 501003.101 (Avantgarde S NC+E40)

AVANTGARDE C  
complete with  
protection glass

AVANTGARDE S  
without protection glass





## AVANTGARDE PRO Series

### APPLICATION

New concept street lighting, to make installation and maintenance fast and easy. Perfect to light up streets, urban areas, parking lots, civil, industrial and residential buildings.

### TECHNICAL FEATURES

It is not necessary to use a tool for general maintenance, the product can be easily inspected releasing a clip on the front, special maintenance operated releasing a screw on the top.

**Housing and pole fixing block** in die-cast aluminium. Fixing block suitable for 60 mm poles, adapter is required for 40 mm poles.

**Paintwork** in thermosetting polyester powder resistant to atmospheric agents and corrosion, guaranteed for more than 1,000 hours in saline mist.

Whole **cover** and glass opening **hook** in reinforced nylon fiber glass.

Easily removable nylon fiber glass **wiring plate**.

Tempered 4 mm protection **glass** hinged to the housing with a stainless steel pivot AISI 306.

Anodized and polished 99.85 pure aluminium **Cut-off optic**.

Pure silicon **gasket** with remarkable performances of elasticity and heat resistance.

E27 or E40 ceramic **lampholder**. M20 IP68 tear proof **cable gland**.

**Power supply** 230V 50Hz, 1.5 mm<sup>2</sup> silicon cables with glass sheath, nylon fibre glass 3 pole terminal block. Easy +/- 15°, 4 positions tilt system.

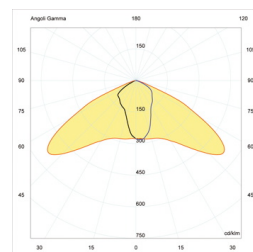

Variable lamp focus for optimized optic performance.

## AVANTGARDE PRO

	Power	Control gear	Lampholder	Weight
502003.101	NC+E40	NC	1xE40	4,38
502003.102	NC+E27	NC	1xE27	4,38
502123.170	SHP-E/MH-E 1x70W	CNR	1xE27	5,48
502123.110	SHP-E 1x100W	CNR	1xE40	6,13
502123.115	SHP-T 1x150W	CNR	1xE40	6,48
502123.125	SHP-T/MH-T 1x250W	CNR	1xE40	7,83
502223.110	MH-E 1x100W	CNR	1xE27	6,18
502223.115	MH-E 1x150W	CNR	1xE27	6,48
502323.125	MH-T PH 1x250W	CNR	1xE40	6,48
502423.180	MV 1x80W	CNR	1xE27	4,83
502423.112	MV 1x125W	CNR	1xE27	5,03
502423.125	MV 1x250W	CNR	1xE40	6,28
502133.170	SHP-E 1x70W	CNRL	1xE27	5,48*
502133.110	SHP-E 1x100W	CNRL	1xE40	6,13*
502133.115	SHP-T 1x150W	CNRL	1xE40	6,48*
502133.125	SHP-T 1x250W	CNRL	1xE40	7,83*
502233.170	MH-E 1x70W	CNRL	1xE27	5,48*
502233.110	MH-E 1x100W	CNRL	1xE27	6,18*
502233.115	MH-E 1x150W	CNRL	1xE27	6,48*
502233.125	MH-T 1x250W	CNRL	1xE40	7,83*
502333.125	MH-T PH 1x250W	CNRL	1xE40	6,48*
502433.180	MV 1x80W	CNRL	1xE27	4,83*
502433.112	MV 1x125W	CNRL	1xE27	5,03*
502433.125	MV 1x250W	CNRL	1xE40	6,28*
502123.110T	SHP-E 1x100/70W Temp.	CNR	1xE40	7,28
502123.115T	SHP-T 1x150/95W Temp.	CNR	1xE40	7,63
502123.125T	SHP-T/MH-T 1x250/125W Temp.	CNR	1xE40	8,98
502123.110R	SHP-E 1x100/70W Centr./R.	CNR	1xE40	7,28
502123.115R	SHP-T 1x150/95W Centr./R.	CNR	1xE40	7,63
502123.125R	SHP-T/MH-T 1x250/125W Centr./R.	CNR	1xE40	8,98

BI-POWER

\*Lamp included



AVANTGARDE PRO SHP-T 100W



Available on request:

- Bi-power wiring

Drawing and Accessories:

- See page 68 and 69

## AVANTGARDE PLUS Series

### APPLICATION

New concept street lighting, to make installation and maintenance fast and easy. Perfect to light up streets, urban areas, parking lots, civil, industrial and residential buildings.

### TECHNICAL FEATURES

It is not necessary any tool to operate the ordinary maintenance, the product can be easily inspected releasing a clip on the front, special maintenance operated releasing a screw on the top. **Housing** and **pole fixing block** in die-cast aluminium. Fixing block suitable for 60 mm poles, adapter is required for 40 mm poles.

**Paintwork** in thermosetting polyester powder resistant to atmospheric agents and corrosion, guaranteed for more than 1,000 hours in saline mist.

Whole **cover** and glass opening **hook** in reinforced nylon fiber glass.

Easily removable nylon fiber glass **wiring plate**.

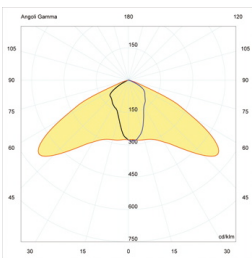
Tempered 4 mm protection **glass** hinged to the housing with a stainless steel pivot AISI 306. Anodized and polished 99.85 pure aluminium **Cut-off optic**.

Pure silicon **gasket** with remarkable performances of elasticity and heat resistance.

E27 or E40 ceramic **lampholder**. M20 IP68 tear proof **cableglend**.

**Power supply** 230V 50Hz, 1.5 mm<sup>2</sup> silicon cables with glass sheath, nylon fiber glass 3 poles terminal block. Easy +15°, 4 positions tilt system.

Variable lamp focus for optimized optic performance.



AVANTGARDE PLUS SHP-T 250W



\*coming soon

#### Available on request:

- Bi-power wiring

#### Drawing and Accessories:

- See page 68 and 69

## AVANTGARDE PLUS

	Power	Control gear	Lampholder	Weight
503003.101	NC+E40	NC	1xE40	4,38
503003.102	NC+E27	NC	1xE27	4,38
503123.170	SHP-E/MH-E 1x70W	CNR	1xE27	5,48
503123.110	SHP-E 1x100W	CNR	1xE40	6,13
503123.115	SHP-T 1x150W	CNR	1xE40	6,48
503123.125	SHP-T/MH-T 1x250W	CNR	1xE40	7,83
503223.110	MH-T 1x100W	CNR	1xE27	6,18
503223.115	MH-E 1x150W	CNR	1xE27	6,48
503323.125	MH-T PH 1x250W	CNR	1xE40	6,48
503423.180	MV 1x80W	CNR	1xE27	4,03
503423.112	MV 1x125W	CNR	1xE27	5,03
503423.125	MV 1x250W	CNR	1xE40	6,28
503133.170	SHP-E 1x70W	CNRL	1xE27	5,48*
503133.110	SHP-E 1x100W	CNRL	1xE40	6,18*
503133.115	SHP-T 1x150W	CNRL	1xE40	6,48*
503133.125	SHP-T 1x250W	CNRL	1xE40	7,83*
503233.170	MH-E 1x70W	CNRL	1xE27	5,48*
503233.110	MH-E 1x100W	CNRL	1xE27	6,18*
503233.115	MH-E 1x150W	CNRL	1xE27	6,48*
503233.125	MH-T 1x250W	CNRL	1xE40	7,83*
503333.125	MH-T PH 1x250W	CNRL	1xE40	6,48*
503433.180	MV 1x80W	CNRL	1xE27	4,03*
503433.112	MV 1x125W	CNRL	1xE27	5,03*
503433.125	MV 1x250W	CNRL	1xE40	6,28*
503123.110T	SHP-E 1x100/70W Temp.	CNR	1xE40	7,28
503123.115T	SHP-T 1x150/95W Temp.	CNR	1xE40	6,48
503123.125T	SHP-T/MH-T 1x250/125W Temp.	CNR	1xE40	9,13
503123.110R	SHP-E 1x100/70W Centr/R.	CNR	1xE40	7,28
503123.115R	SHP-T 1x150/95W Centr/R.	CNR	1xE40	6,40
503123.125R	SHP-T/MH-T 1x250/125W Centr/R.	CNR	1xE40	9,13

BI-POWER

\*Lamp included



## AVANTGARDE PLUS LED Series

### APPLICATION

New concept street lighting, using LED technology drastically reduces maintenance, installation and operation costs.

### TECHNICAL FEATURES

It is not necessary any ordinary maintenance, while for special maintenance is not required the use of any tool, the product is easily inspected dropping a clip on the front of the product.

**Housing, cover** and **pole fixing block** in die cast aluminium. Fixing block suitable for 60 mm poles, adapter is required for 40 mm poles.

**Paintwork** in thermosetting polyester powder resistant to atmospheric agents and corrosion, guaranteed for more than 1,000 hours in saline mist.

Easily removable glass opening hook and **wiring plate** in reinforced nylon fiber glass.

Tempered 4 mm protection **glass** hinged to the housing with a stainless steel pivot AISI 306.

**LED modules** made with 1W CREE leds, integrated with secondary lenses to improve performances. 6000K color temperature, high light efficiency.

Pure silicon **gasket** with remarkable performances of elasticity and heat resistance.

M20 IP68 tear proof **cable gland**.

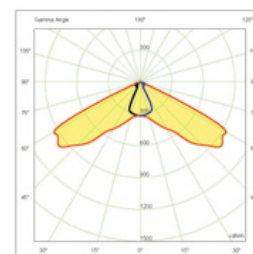
**Power supply** 230V 50/60Hz, nylon fiber glass 3 poles terminal block.

Easy + 15°, 4 positions tilt system.

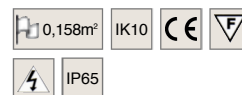
## AVANTGARDE PLUS LED

	Power	Control gear	Lampholder	Weight
503643.121	Avantgarde Plus LED - 12x1W CREE 1050lm/500mA col. 6000K	CNL	LED	5,15*
503643.241	Avantgarde Plus LED - 24x1W CREE 1630lm/350mA col. 6000K	CNL	LED	5,15*
503643.301	Avantgarde Plus LED - 30x1W CREE 2420lm/350mA col. 6000K	CNL	LED	6,15*

\*Lamp included



AVANTGARDE PLUS LED 72X1W



### Advantages of LED technology applied to public lighting products:

- Excellent performance at any temperature
- Excellent colour rendering for a correct colours perception
- Total absence of light pollution
- Drastic electrical consumption reduction, up to 68% of less used power compared to traditional lamps
- No flickering
- The LEDs provide a period of several years without any performance decrease compared to a period of about 6,000 hours for a metal halide lamp
- Immediate switch-on at any temperature.



### Drawing and Accessories:

- See page 68 and 69

## AVANTGARDE XL Series

### APPLICATION

New concept street lighting, to make installation and maintenance fast and easy. Perfect to light up streets, urban areas, parking lots, civil, industrial and residential buildings.

### TECHNICAL FEATURES

It is not necessary to use a tool for general maintenance, the product can be easily inspected releasing a rollaway clip on the front side.

**Housing, cover and pole fixing block** in die-cast aluminium. Fixing block suitable for 60 mm poles, adapter is required for 40 mm poles.

**Paintwork** in thermosetting polyester powder resistant to atmospheric agents and corrosion, guaranteed for more than 1,000 hours in saline mist.

Easily removable **wiring plate** in reinforced nylon fiber glass.

Tempered 4 mm protection **glass** direct-coupled to the housing.

Anodized and polished 99.85 pure aluminium **Cut-off optic**.

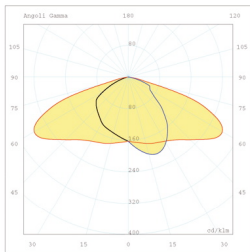
Pure silicon **gasket** with remarkable performances of elasticity and heat resistance.

E27 or E40 ceramic **lampholder**. M20 IP68 tear proof **cablegland**.

**Power supply** 230V 50Hz, 1.5 mm<sup>2</sup> silicon cables with glass sheath, nylon fibre glass 3 pole terminal block.

Easy +/- 15°, 4 positions tilt system.

Variable lamp focus for optimized optic performance.



AVANTGARDE XL SHP-T 250W



### AVANTGARDE XL

	Power	Control gear	Lampholder	Weight	
504003.101	NC+E40	NC	1xE40	9,60	
504003.102	NC+E27	NC	1xE27	9,60	
504123.115	SHP-T 1x150W	CNR	1xE40	11,69	
504123.125	SHP-T/MH-T 1x250W	CNR	1xE40	13,02	
504123.140	SHP-T/MH-T 1x400W	CNR	1xE40	14,23	
504223.115	MH-E 1x150W	CNR	1xE27	11,69	
504323.125	MH-T PH 1x250W	CNR	1xE40	11,64	
504323.140	MH-T PH 1x400W	CNR	1xE40	12,96	
504423.125	MV 1x250W	CNR	1xE40	11,50	
504423.140	MV 1x400W	CNR	1xE40	12,82	
504133.115	SHP-T 1x150W	CNRL	1xE40	11,69*	
504133.125	SHP-T 1x250W	CNRL	1xE40	13,02*	
504133.140	SHP-T 1x400W	CNRL	1xE40	14,23*	
504233.115	MH-E 1x150W	CNRL	1xE27	11,69*	
504233.125	MH-T 1x250W	CNRL	1xE40	13,02*	
504233.140	MH-T 1x400W	CNRL	1xE40	14,23*	
504333.125	MH-T PH 1x250W	CNRL	1xE40	11,64*	
504333.140	MH-T PH 1x400W	CNRL	1xE40	12,96*	
504433.125	MV 1x250W	CNRL	1xE40	11,50*	
504433.140	MV 1x400W	CNRL	1xE40	12,82*	
<b>BI-POWER</b>	504123.125T	SHP-T/MH-T 1x250/125W Temp.	CNR	1xE40	13,02
	504123.140T	SHP-T/MH-T 1x400/250W Temp.	CNR	1xE40	14,23
	504123.125R	SHP-T/MH-T 1x250/125W Centr/R.	CNR	1xE40	13,02
	504123.140R	SHP-T/MH-T 1x400/250W Centr/R.	CNR	1xE40	14,23

\*Lamp included

#### Available on request:

- Bi-power wiring

#### Drawing and Accessories:

- See page 68 and 69



## AVANTGARDE XL LED Series

### APPLICATION

New concept street lighting, using LED technology drastically reduces maintenance, installation and operation costs.

### TECHNICAL FEATURES

The ordinary and special maintenance does not require the use of any tool, the product is easily inspected dropping a retractable clip on the front of the product. **Housing, cover and pole fixing block** in die-cast aluminium. Fixing block suitable for 60 mm poles, adapter is required for 40mm poles.

**Paintwork** in thermosetting polyester powder resistant to atmospheric agents and corrosion, guaranteed for more than 1,000 hours in saline mist.

Easily removable **wiring plate** in reinforced nylon fiber glass.

Tempered 4 mm protection glass direct coupled to the housing.

**LED modules** made with 1W OSRAM Dragon Oval leds, with integrated lense for excellent performances; 6000K color temperature, high light efficiency.

Pure silicon **gasket** with remarkable performances of elasticity and heat resistance.

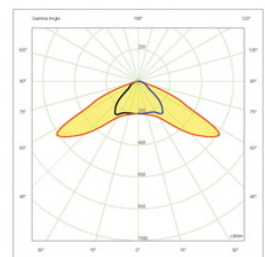
M20 IP68 tear proof cable gland.

**Power supply** 230V 50Hz, 1.5 mm<sup>2</sup> silicon cables with glass sheath, nylon fiber glass 3 poles terminal block. Easy +15°, 4 positions tilt system.

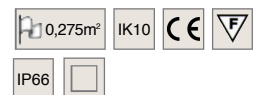
## AVANTGARDE XL LED

	Power	Control gear	Lampholder	Weight
504643.361	Avantgarde XL LED - 36x1W OSRAM 3460lm/500mA col. 6000K	CNL	LED	11,30*
504643.481	Avantgarde XL LED - 48x1W OSRAM 4610lm/500mA col. 6000K	CNL	LED	11,30*
504643.721	Avantgarde XL LED - 72x1W OSRAM 5050lm/350mA col. 6000K	CNL	LED	11,30*

\*Lamp included



AVANTGARDE XL LED 72X1W



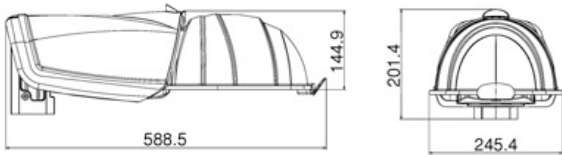
### Advantages of LED technology applied to public lighting products:

- Excellent performance at any temperature
- Excellent colour rendering for a correct colours perception
- Total absence of light pollution
- Drastic electrical consumption reduction, up to 68% of less used power compared to traditional lamps
- No flickering
- The LEDs provide a period of several years without any performance decrease compared to a period of about 6,000 hours for a metal halide lamp
- Immediate switch-on at any temperature.

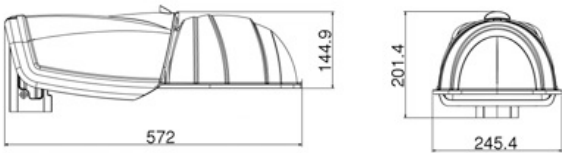
### Drawing and Accessories:

- See page 68 and 69

## AVANTGARDE C/S Series

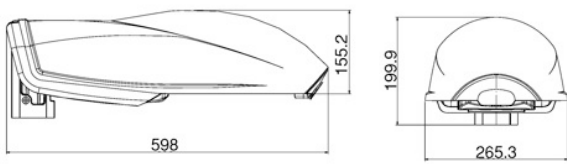


AVANTGARDE C



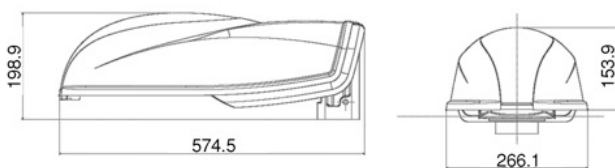
AVANTGARDE S

## AVANTGARDE PRO Series



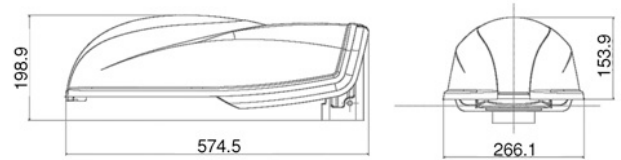
AVANTGARDE PRO

## AVANTGARDE PLUS Series



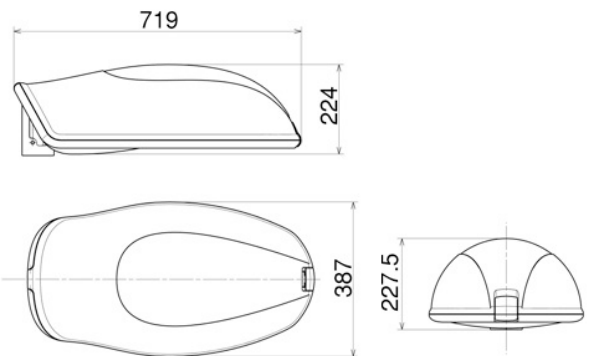
AVANTGARDE PLUS

## AVANTGARDE PLUS LED Series



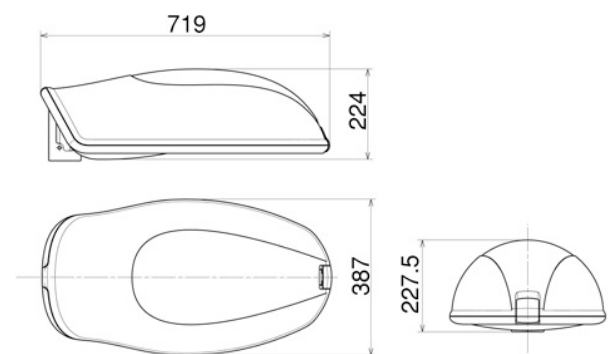
AVANTGARDE PLUS LED

## AVANTGARDE XL Series0



AVANTGARDE XL

## AVANTGARDE XL LED Series



AVANTGARDE XL LED



• Angle/wall bracket.



• Pole adapter diam. 40 mm.

## AVANTGARDE ACCESSORIES

Code		Colour	Weight
950000.000	Wall bracket	Aluminium	1,45
950000.001	Protection glass for Avantgarde C /PRO /PLUS/LED		0,65
950000.003	Diam. 40 pole adapter for Avantgarde		0,65



## BI-POWER WIRING

Generally used for outdoor applications this method of wiring has the huge advantage of being able to run, when necessary, on lower power, using less energy, lowering therefore the operating costs of the application.

Available Power:	SHP	70	100	150	250	400
	MV	80	125	250	400	

### Bi-Power Wiring

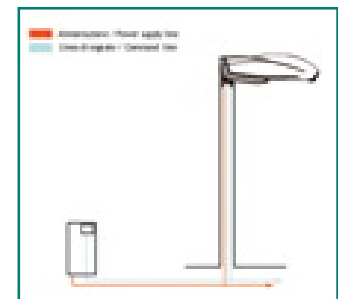
Inside the product there is only a bi-power ballast, without any commutation device. The installer, when installing the product may decide to connect up the desired power supply.



- Cheaper product
- Simple working



- Low stock level
- No saving on the project management



### System with remote power box

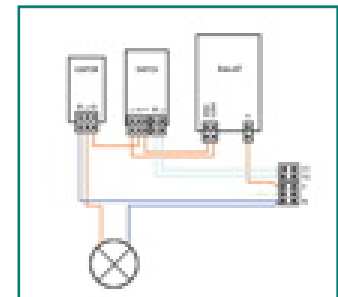
Inside the product there is an exchange system that allows to change the power of the fitting, only if connected to a remote exchange control system installed at the beginning of the circuit.



- Cheaper product
- Possibility to reduce the power of all the fittings at the same time



- Enormous saving on the plant management
- Necessity of the remote control system



Every product must be linked up by two cables, the power one and the control one.

### Timer systems

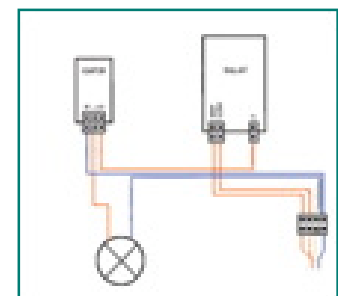
Inside the product there is a temporized commutation device that allows automatically to change the power of every single fitting. The fitting, for a correct use, does not need any remote control.



- Every unit can be independently configured
- Enormous saving on the management of the plant



- Cheaper management of the plant, every product must be connected just to the power supply cable
- The single lighting unit is more expensive







## OFFICE SLB/SLA Series

### APPLICATION

Surface mounting fitting suitable to light up civil use facilities as schools, offices, banks or work environments.

### TECHNICAL FEATURES

**Housing** in steel sheet white epoxy powder painted.

Available **optics**:

**SLB**: white painted aluminium

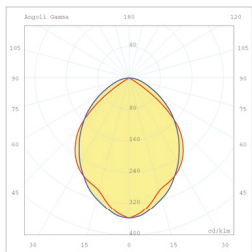

**SLA**: polished aluminium with flat crossblade

Electromechanic ballast 230V 50Hz **power supply**, PVC HT 105° wiring non-flame propagating, nylon with fibre glass 3 pole terminal block.

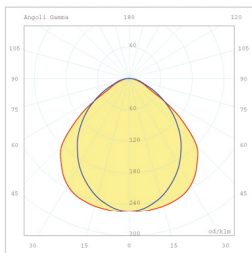
OFFICE SLA



OFFICE SLB



OFFICE SLA 2X36W



OFFICE SLB 2X36W



- Available on request:**
- Emergency kit
  - All fittings exclude lamps.

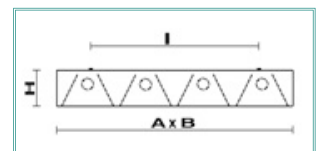
### OFFICE SLB/SLA

	Power	Control gear	Lampholder	A	B	H	I	I2	m <sup>2</sup>	Weight
600721.136	FL 1x36W T8	CNR	2xG13	180	1225	90	1023	90	0,020	3,60
600721.158	FL 1x58W T8	CNR	2xG13	180	1525	90	1323	90	0,025	4,50
600721.218	FL 2x18W T8	CNR	4xG13	306	618	90	414	130	0,017	3,20
600721.236	FL 2x36W T8	CNR	4xG13	306	1225	90	1023	130	0,034	5,35
600721.258	FL 2x58W T8	CNR	4xG13	306	1525	90	1323	130	0,042	7,55
600721.418	FL 4x18W T8	CNR	8xG13	610	618	90	414	496	0,034	5,40
600821.136	FL 1x36W T8	EL	2xG13	180	1225	90	1023	90	0,020	3,60
600821.158	FL 1x58W T8	EL	2xG13	180	1525	90	1323	90	0,025	4,50
600821.218	FL 2x18W T8	EL	4xG13	306	618	90	414	130	0,017	3,20
600821.236	FL 2x36W T8	EL	4xG13	306	1225	90	1023	130	0,034	5,35
600821.258	FL 2x58W T8	EL	4xG13	306	1525	90	1323	130	0,042	7,55
600821.418	FL 4x18W T8	EL	8xG13	610	618	90	414	496	0,034	5,40
601721.136	FL 1x36W T8	CNR	2xG13	180	1225	90	1023	90	0,020	3,54
601721.158	FL 1x58W T8	CNR	2xG13	180	1525	90	1323	90	0,025	4,45
601721.218	FL 2x18W T8	CNR	4xG13	306	618	90	414	130	0,017	3,07
601721.236	FL 2x36W T8	CNR	4xG13	306	1225	90	1023	130	0,034	5,26
601721.258	FL 2x58W T8	CNR	4xG13	306	1525	90	1323	130	0,042	7,40
601721.418	FL 4x18W T8	CNR	8xG13	610	618	90	414	496	0,034	5,31
601821.136	FL 1x36W T8	EL	2xG13	180	1225	90	1023	90	0,020	3,54
601821.158	FL 1x58W T8	EL	2xG13	180	1525	90	1323	90	0,025	4,45
601821.218	FL 2x18W T8	EL	4xG13	306	618	90	414	130	0,017	3,07
601821.236	FL 2x36W T8	EL	4xG13	306	1225	90	1023	130	0,034	5,26
601821.258	FL 2x58W T8	EL	4xG13	306	1525	90	1323	130	0,042	7,40
601821.418	FL 4x18W T8	EL	8xG13	610	618	90	414	496	0,034	5,31

SLB

SLA

- code + 01 Emergency kit 18/36W
- code + 01 Emergency kit 58W





OFFICE PAR

## OFFICE PAR/DIFF Series

### APPLICATION

Surface mounting fitting suitable to light up civil use facilities as schools, offices, banks or work environments.

### TECHNICAL FEATURES

**Housing** in steel sheet white epoxy powder painted.

Available **optics**:

**PAR:** Dark/light preanodized 99,85 aluminium double parabolic with 4u oxidation layer antiglare and antiridescant

**DIFF:** transparent methacrylate diffuser, white painted metal sheet frame  
Electromechanic ballast 230V 50Hz **power supply**, PVC HT 105° wiring non-flame propagating, nylon with fibre glass 3 pole terminal block.



OFFICE DIFF

## OFFICE PAR/DIFF

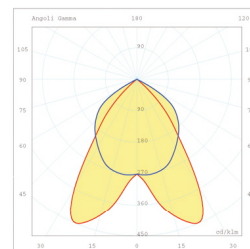

PAR

	Power	Control gear	Lampholder	A	B	H	I	I2	m <sup>2</sup>	Weight
602721.136	FL 1x36W T8	CNR	2xG13	180	1225	90	1023	90	0,020	3,78
602721.158	FL 1x58W T8	CNR	2xG13	80	1525	90	1323	90	0,025	4,84
602721.218	FL 2x18W T8	CNR	4xG13	306	618	90	414	130	0,017	3,27
602721.236	FL 2x36W T8	CNR	4xG13	306	1225	90	1023	130	0,034	6,12
602721.258	FL 2x58W T8	CNR	4xG13	306	1525	90	1323	130	0,042	8,00
602721.418	FL 4x18W T8	CNR	8xG13	610	618	90	414	496	0,034	5,65

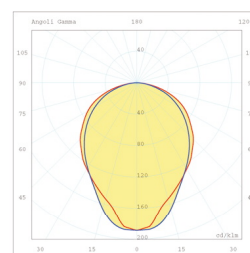
DIFF

602821.136	FL 1x36W T8	EL	2xG13	180	1225	90	1023	90	0,020	3,78
602821.158	FL 1x58W T8	EL	2xG13	180	1525	90	1323	90	0,025	4,84
602821.218	FL 2x18W T8	EL	4xG13	306	618	90	414	130	0,017	3,27
602821.236	FL 2x36W T8	EL	4xG13	306	1225	90	1023	130	0,034	6,12
602821.258	FL 2x58W T8	EL	4xG13	306	1525	90	1323	130	0,042	8,00
602821.418	FL 4x18W T8	EL	8xG13	610	618	90	414	496	0,034	5,65
604721.218	FL 2x18W T8	CNR	4xG13	306	618	90	414	130	0,017	3,20
604721.236	FL 2x36W T8	CNR	4xG13	306	1225	90	1023	130	0,034	6,00
604721.418	FL 4x18W T8	CNR	8xG13	610	618	90	414	496	0,034	5,60
604821.218	FL 2x18W T8	EL	4xG13	306	618	90	414	130	0,017	3,20
604821.236	FL 2x36W T8	EL	4xG13	306	1225	90	1023	130	0,034	6,00
604821.418	FL 4x18W T8	EL	8xG13	610	618	90	414	496	0,034	5,60

- code + 01 Emergency kit 18/36W
- code + 01 Emergency kit 58W



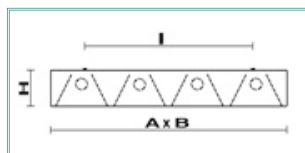
OFFICE PAR 2X36W



OFFICE DIFF 2X36W



- Available on request:**
  - Emergency kit.
  - All fittings exclude lamps.



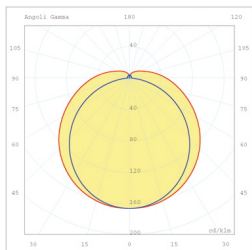

## FLY Series

### APPLICATION

Surface mounting fitting suitable to light up civil use facilities as schools, offices, banks or work environments.

### TECHNICAL FEATURES

**Housing** in steel sheet white epoxy powder painted.  
 Welded polystyrene shockproof **diffuser**, UV stabilized.  
 ABS UV stabilized **closing heads**.  
 Electromechanic ballast 230V 50Hz **power supply**, PVC HT 105° wiring non-flame propagating, nylon with fibre glass 3 pole terminal block.



FLY 2x58W

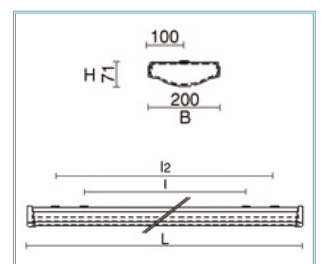


- Available on request:**
- Emergency kit
  - All fittings exclude lamps.

### FLY


	Power	Control gear	Lampholder	A	B	H	l	l2	m <sup>2</sup>	Weight
605721.118	FL 1x18W T8	CNR	2xG13	660	200	71	-	470	0,009	1,50
605721.136	FL 1x36W T8	CNR	2xG13	1260	200	71	895	1080	0,018	2,70
605721.158	FL 1x58W T8	CNR	2xG13	1560	200	71	1195	1495	0,022	3,30
605721.218	FL 2x18W T8	CNR	4xG13	660	200	71	-	470	0,009	2,00
605721.236	FL 2x36W T8	CNR	4xG13	1260	200	71	895	1080	0,018	3,90
605721.258	FL 2x58W T8	CNR	4xG13	1560	200	71	1195	1495	0,022	5,20
605821.118	FL 1x18W T8	EL	2xG13	660	200	71	-	470	0,009	1,30
605821.136	FL 1x36W T8	EL	2xG13	1260	200	71	895	1080	0,018	2,30
605821.158	FL 1x58W T8	EL	2xG13	1560	200	71	1195	1495	0,022	2,80
605821.218	FL 2x18W T8	EL	4xG13	660	200	71	-	470	0,009	2,00
605821.236	FL 2x36W T8	EL	4xG13	1260	200	71	895	1080	0,018	3,90
605821.258	FL 2x58W T8	EL	4xG13	1560	200	71	1195	1495	0,022	5,20

- code + 01 Emergency kit 18/36W
- code + 01 Emergency kit 58W





ONDA IND



ONDA DUO

## ONDA IND/DUO Series

### APPLICATION

Surface mounting fitting for high efficiency, compact fluorescent lamps with high luminous efficiency; ideal to light up commercial and public facilities like offices, schools, hospitals, banks and wherever a controlled luminous flux is required.

### TECHNICAL FEATURES

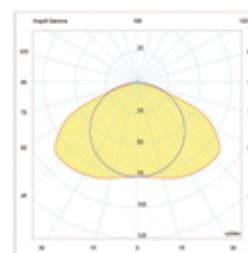
**Housing** in steel sheet white epoxy powder painted. Available **optics**:

**PAR:** Dark/light preanodized 99,85 aluminium double parabolic with 4u oxidation layer antiglare and antiridescent

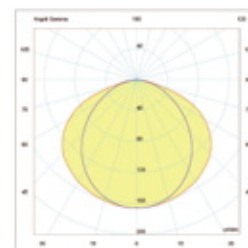
**DIFF:** transparent methacrylate diffuser, white painted metal sheet frame  
Electromechanic ballast 230V 50Hz **power supply**, PVC HT 105° wiring non-flame propagating, nylon with fibre glass 3 pole terminal block.

### ONDA IND/DUO

	Power	Control gear	Lampholder	A	B	H	m <sup>2</sup>	Weight
<b>IND</b>								
607721.236	FLC 2x36W IND	CNR	2x2G11	595	595	95	0,033	6,90
607821.236	FLC 2x36W IND	EL	2x2G11	595	595	95	0,033	6,10
607821.240	FLC 2x40W IND	EL	2x2G11	595	595	95	0,033	6,10
607821.255	FLC 2x55W IND	EL	2x2G11	595	595	95	0,033	6,10
<b>DUO</b>								
608721.236	FLC 2x36W DUO	CNR	2x2G11	595	595	95	0,033	6,90
608821.236	FLC 2x36W DUO	EL	2x2G11	595	595	95	0,033	6,10
608821.240	FLC 2x40W DUO	EL	2x2G11	595	595	95	0,033	6,10
608821.255	FLC 2x55W DUO	EL	2x2G11	595	595	95	0,033	6,10
<b>e</b>	code + 01	Emergency kit 36/55W						




ONDA IND 2X55W



ONDA DUO 2X55W



- e** Available on request:
- Emergency kit
  - All fittings exclude lamps.



## MASTER SLB/SLA Series

### APPLICATION

False ceiling recessed fitting for modular panels with visible mounting system, ideal to light up public facilities like offices, schools, banks and working environments.

### TECHNICAL FEATURES

**Housing** in steel sheet white epoxy powder painted.

Available **optics**:


**SLB**: white painted aluminium

**SLA**: polished aluminium with flat crossblade.

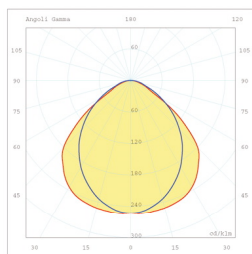
Electromechanic ballast 230V 50Hz **power supply**, PVC HT 105° wiring non-flame propagating, nylon with fibre glass 3 pole terminal block.



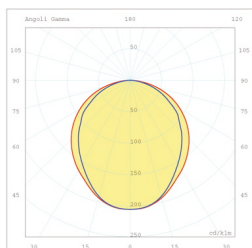
MASTER SLB



MASTER SLA



MASTER SLB 4X18W



MASTER SLA 4X18W



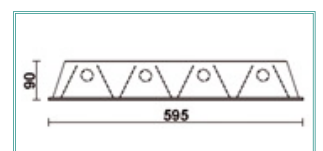
**Available on request:**

- Emergency kit
- All fittings exclude lamps.

### MASTER SLB/SLA

	Power	Control gear	Lampholder	A	B	H	m <sup>2</sup>	Weight	
SLB	700721.218	FL 2x18W T8	CNR	4xG13	595	295	90	0,016	2,80
	700721.236	FL 2x36W T8	CNR	4xG13	1195	295	90	0,032	4,98
	700721.418	FL 4x18W T8	CNR	8xG13	595	595	90	0,032	4,90
	700821.218	FL 2x18W T8	EL	4xG13	595	295	90	0,016	2,80
	700821.236	FL 2x36W T8	EL	4xG13	1195	295	90	0,032	4,98
	700821.418	FL 4x18W T8	EL	8xG13	595	595	90	0,032	4,90
	701721.218	FL 2x18W T8	CNR	4xG13	595	295	90	0,016	2,78
	701721.236	FL 2x36W T8	CNR	4xG13	1195	295	90	0,032	4,94
	701721.418	FL 4x18W T8	CNR	8xG13	595	595	90	0,032	4,76
SLA	701821.218	FL 2x18W T8	EL	4xG13	595	295	90	0,016	2,78
	701821.236	FL 2x36W T8	EL	4xG13	1195	295	90	0,032	4,94
	701821.418	FL 4x18W T8	EL	8xG13	595	595	90	0,032	4,76

**E** code + 01 Emergency kit 18/36W



## MASTER PAR/DIFF Series

### APPLICATION

False ceiling recessed fitting for modular panels with visible mounting system, ideal to light up public facilities like offices, schools, banks and working environments.

### TECHNICAL FEATURES

**Housing** in steel sheet white epoxy powder painted. Available **optics**:

**Housing** in steel sheet white epoxy powder painted.

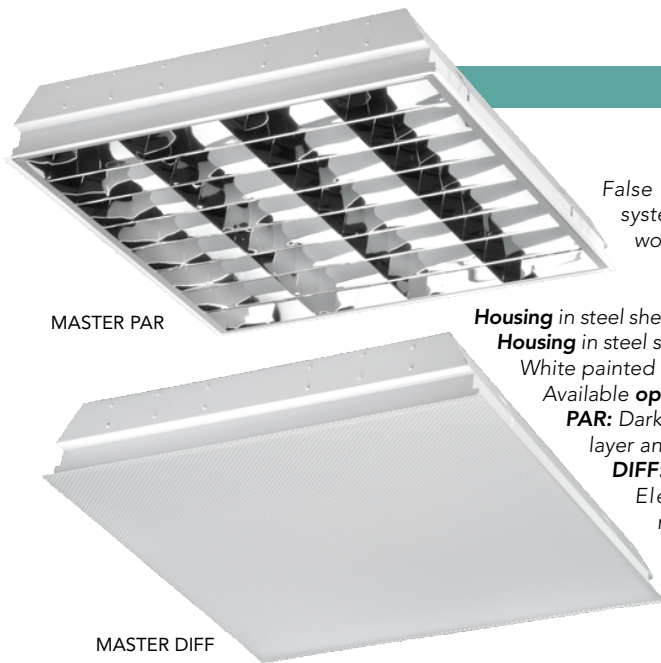
White painted sheet metal **frame**.

Available **optics**:

**PAR**: Dark/light preanodized 99,85 aluminium double parabolic with 4u oxidation layer antiglare and antiridescent

**DIFF**: prismatic methacrylate diffuser.

Electromechanic ballast 230V 50Hz **power supply**, PVC HT 105° wiring non-flame propagating, nylon with fibre glass 3 pole terminal block.



MASTER PAR


MASTER DIFF

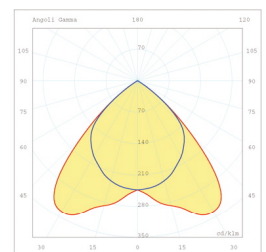
### MASTER PAR/DIFF

PAR

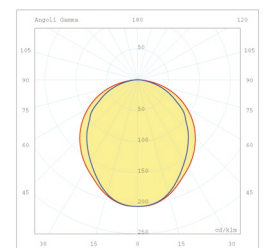
DIFF

	Power	Control gear	Lampholder	A	B	H	m <sup>2</sup>	Weight
702721.218	FL 2x18W T8	CNR	4xG13	595	295	90	0,016	3,12
702721.236	FL 2x36W T8	CNR	4xG13	1195	295	90	0,032	5,77
702721.418	FL 4x18W T8	CNR	8xG13	595	595	90	0,032	5,65
702821.218	FL 2x18W T8	EL	4xG13	595	295	90	0,016	3,12
702821.236	FL 2x36W T8	EL	4xG13	1195	295	90	0,032	5,77
702821.418	FL 4x18W T8	EL	8xG13	595	595	90	0,032	5,65
704721.218	FL 2x18W T8	CNR	4xG13	595	295	90	0,016	3,40
704721.236	FL 2x36W T8	CNR	4xG13	1195	295	90	0,032	6,10
704721.418	FL 4x18W T8	CNR	8xG13	595	595	90	0,032	6,40
704821.218	FL 2x18W T8	EL	4xG13	595	295	90	0,016	3,40
704821.236	FL 2x36W T8	EL	4xG13	1195	295	90	0,032	6,10
704821.418	FL 4x18W T8	EL	8xG13	595	595	90	0,032	6,40

 code + 01 Emergency kit 18/36W




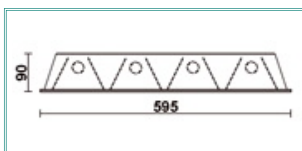
MASTER PAR 4X18W



MASTER DIFF 4X18W



-  **Available on request:**
- Emergency kit
  - All fittings exclude lamps.



## RELAX DUO/IND Series

### APPLICATION

False ceiling recessed fitting for modular panels for high efficiency, compact fluorescent lamps with high luminous efficiency, ideal to light up commercial and public facilities like offices, schools, hospitals, banks and wherever a controlled luminous flux is required.

### TECHNICAL FEATURES

**Housing** in steel sheet white epoxy powder painted.

Available **optics**:

**DUO**: steel sheet tray for direct and indirect lighting

**IND**: white painted epoxy powder steel sheet for direct lighting

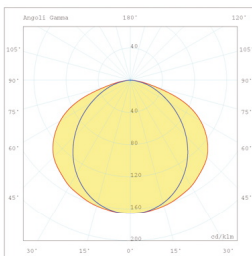

Electromechanic ballast 230V 50Hz **power supply**,  
PVC HT 105° wiring non-flame propagating, nylon with  
fibreglass 3 pole terminal block.



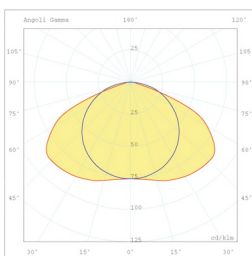
RELAX DUO



RELAX IND



RELAX DUO 2X55W



RELAX IND 2X55W



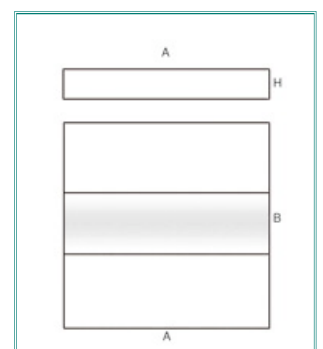
**Available on request:**

- Emergency kit
- Bottom mounting brackets
- All fittings exclude lamps.

### RELAX DUO/IND

	Power	Control gear	Lampholder	A	B	H	m <sup>2</sup>	Weight	
IND	705721.236	FLC 2x36W	CNR	2x2G11	595	595	100	0,035	6,30
	705821.236	FLC 2x36W	EL	2x2G11	595	595	100	0,035	5,50
	705821.240	FLC 2x40W	EL	2x2G11	595	595	100	0,035	5,50
	705821.255	FLC 2x55W	EL	2x2G11	595	595	100	0,035	5,50
DUO	706721.236	FLC 2x36W	CNR	2x2G11	595	595	100	0,035	6,30
	706821.236	FLC 2x36W	EL	2x2G11	595	595	100	0,035	5,50
	706821.240	FLC 2x40W	EL	2x2G11	595	595	100	0,035	5,50
	706821.255	FLC 2x55W	EL	2x2G11	595	595	100	0,035	5,50

code + 01      Emergency kit 36/55W





## Lamps categories

The lamps currently available may be divided into four main categories depending by the technology used to emit the light: incandescent, discharge, induction lamps and LEDs. In our first case electricity makes incandescent a metal wire, usually tungsten, running through it, in the second one electricity runs through a metal wire immersed in a gaseous mixture, in the third case it's used an electrical field, in the last one electricity runs through a diode that, by its own technology, once stimulated by specific current values emit light in the range visible by the human eye. We mainly use discharge lamps which are divided into: mercury vapours, metal halides, high-pressure sodium and low-pressure sodium.

### MERCURY VAPOUR LAMPS

Mostly used for street lighting

because of the bone-white emitted light (up to 4,000° Kelvin light shade) and their light spectrum which covers all the visible range. Because of their low lighting efficiency, nowadays trend foresees their replacement with high-pressure sodium lamps. Containing mercury they are regarded as toxic waste with very high disposal costs. Full lighting flux is reached in about 5 minutes while life expectation is approximately 10,000 hours.

### METAL HALIDE LAMPS

Unlike mercury vapour lamps, metal halide ones consist in a bulb full of mercury vapours added with metallic iodides (sodium, sodium/scandium, thallium, caesium, etc.) that increase the lamp efficiency. Light shade is white or bone-white (between 4,000° and 5,000° Kelvin light shade) covering all the visible spectrum.

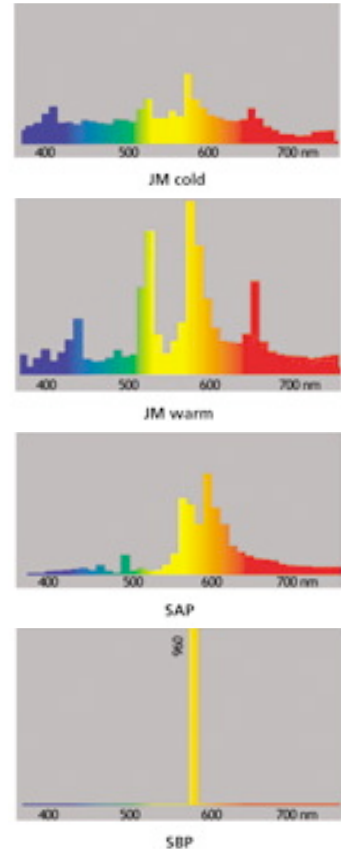
Full lighting flux is reached in about 4 minutes.

### HIGH-PRESSURE SODIUM LAMPS

Lamps with a warm light shade between pink and orange (lower than 3,300° Kelvin), their main application is for streets lighting because of their greater lighting efficiency (up to 150 lm/W). After a switch-off it's necessary to wait some minutes before to switch them on again since at warm stage the switch-up voltage is higher than the nominal one.

### LOW-PRESSURE SODIUM LAMPS

Lamps with the highest lighting efficiency, emitting monochromatic light. Mainly utilized to light up industrial and holding areas, motorway exits. Full lighting flux is reached in about 15 minutes, but in case of switch-off they need few tens of seconds or some minutes to be switched on again.

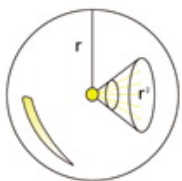


## Photometric values

### LIGHT INTENSITY

The light intensity expresses the quantity of light emitted by a light point source in a specific direction. It can be described as a light concentration radiated in a certain direction for a solid unit angle.

The measurement unit is the CANDLE (cd), by the name of first time used light source.



### LUMINOUS FLUX

The luminous flux expresses the total amount of radiation emitted by a source in a time unit, weighted according to the human eye sensitivity.

The measurement unit is the LUMEN (lm), defined as the luminous flux produced by a source that radiates one candle light intensity in all included directions within a solid unit angle.



### LIGHTING

Lighting is the base unit of illuminating engineering, it expresses the relationship between the luminous flux received by a surface element and the area of the element itself. The measurement unit is the LUX (lx), defined as the lighting produced by 1 lm flux uniformly distributed on a surface of 1 m<sup>2</sup>.

All the recommendations and provisions of law about the illumination level to be ensured among applicability areas make reference to it, specifying the required minimum values (these may vary from a minimum of 5-30 lx for traffic till some hundreds for offices and workshops and up to thousand of lx for sport facilities).

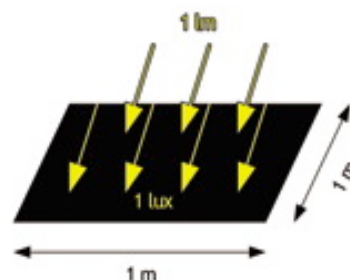
### LUMINANCE

The luminance expresses the relationship between the light intensity emitted by a source (primary or secondary) in a specific direction and the apparent surface area.

The measurement unit is the CANDLE on SQUARE METRE (cd/sqm).

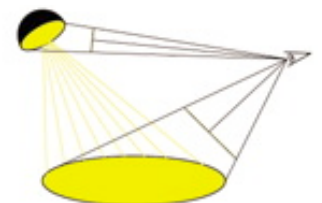
It expresses the brightness effect that a surface produces on the human eye and it is a very fundamental parameter since it allows to set the lighting comfort level in traffic and/or interior situations.

The luminance is influenced by three factors: the light source (primary source), the reflecting surface (secondary source) and the observer position.



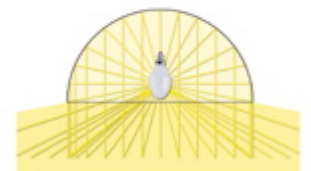
### EFFICIENCY

The efficiency is the ratio between the light emitted flow and all the light sources total flow. It has not measurement unit since it is expressed in percentage points.















### CHROMATIC PERFORMANCE

The chromatic performance is a light source ability to faithfully reproduce the enlightened object colours. It is expressed by a pure number between 1 and 100 specified by a physical test evaluating colours changes among different samples passing from the test light source to reference one.



## *The Nautilux Series of light furnishing system*



Protection rating	For indoors		
	Oval fixtures	Wall luminaires	Lamp
IP22			brass  40W page 79 brass chain page 79 
IP44	brass and glass  75W - 150W page 79  23W electronic page 79	brass and glass  75W page 79	aluminium and glass  65W - 75W - 150W page 79
Protection rating	For outdoors		
IP66	Oval fixtures	Cylindrical lighting fixture	Large lighting fixture
	brass and glass  75W - 150W page 80  23W electronic page 80	brass and glass  plates for fixing to the wall page 80  plates for fixing to the ceiling page 80 	brass and glass  200W page 80
Common technical accessories			
IP66	 1P 10A rotary control switch page 80	 Junction box with 4x6 mm <sup>2</sup> terminal block page 80	

## NAUTILUX Series

### PRODUCT SPECIFICATIONS

Conformity to Standards:	CEI EN 60598-1	
	CEI EN 60598-2-1	CEI 34-23
	CEI EN 60238	
Protection rating:	IP22 / IP44 / IP66	
Impact resistance:	> IK 10	
Temperature resistance:	Operating:	-40°C - +70°C
	Storage:	-50°C - +80°C
Casing:	Polished and painted solid brass	
Diffuser:	Etched and heat-resistant glass	
Lampholder:	E27 porcelain lampholder	



#### NAUTILUX SERIES

Indoor oval lighting fixtures in polished solid brass, diffuser in etched and heat-resistant moulded glass  
250V - IP44

Max lamp power (W)	Lampholder No.	Lampholder type	Cable entry	Palazzoli Code	Pack Q.ty
75	1	E27	Rear with stepped gland	861100	1
150	1	E27	Rear with stepped gland	861200	1



#### NAUTILUX SERIES

Indoor oval lighting fixture complete with eyelid glare shield in solid polished brass, diffuser in moulded heat-resistant and etched glass  
250V - IP44

Max lamp power (W)	Lampholder No.	Lampholder type	Cable entry	Palazzoli Code	Pack Q.ty
23W electronic	1	E27	Rear with stepped gland	861211	1

#### Characteristics:

for max 23W low consumption electronic lamps.



#### NAUTILUX SERIES

Cylindrical wall luminaire in polished solid brass, diffuser in etched and heat-resistant moulded glass  
250V - IP44

Max lamp power (W)	Lampholder No.	Lampholder type	Connection	Palazzoli Code	Pack Q.ty
75	1	E27	With protected terminal block	861140	1



#### NAUTILUX SERIES

Cylindrical wall luminaire in painted aluminium, ribbed glass diffuser  
250V - IP44

Max lamp power (W)	Lampholder No.	Lampholder type	Connection	Palazzoli Code	Pack Q.ty
60	1	E27	With protected terminal block	816071	1
75	1	E27	With protected terminal block	816171	1
150	1	E27	With protected terminal block	816271	1



#### NAUTILUX SERIES

Pendant lamp, reflector in polished brass, with hanging fitting and spiral cable with or without protection grill  
250V - IP22

Max lamp power (W)	Lampholder No.	Lampholder type	Protection	Palazzoli Code	Pack Q.ty
6x40	6	E27	Without grill	861505	1
6x40	6	E27	With grill	861506	1



#### NAUTILUX SERIES

Pendant lamp, polished brass reflector with and without protection grill  
250V - IP22

Max lamp power (W)	Lampholder No.	Lampholder type	Protection	Palazzoli Code	Pack Q.ty
6x40	6	E27	Without grill	861507	1
6x40	6	E27	With grill	861508	1

#### Characteristics:

equipped with 4 m of 3x1mm<sup>2</sup> grey cable.



#### NAUTILUX SERIES

Brass chain with ceiling washer, for pendant lamp

Pendant lamp	Washer diameter Ø (mm)	Length (cm)	Palazzoli Code	Pack Q.ty
861507 / 861508	195	150	861510	1

## NAUTILUX Series

### PRODUCT SPECIFICATIONS

Conformity to Standards:	CEI EN 60598-1	
	CEI EN 60598-2-1	CEI 34-23
	CEI EN 60238	
Protection rating:	IP22 / IP44 / IP66	
Impact resistance:	> IK 10	
Temperature	Operating:	-40°C - +70°C
resistance:	Storage:	-50°C - +80°C
Casing:	Polished and painted solid brass	
Diffuser:	Etched and heat-resistant glass	
Lampholder:	E27 porcelain lampholder	



#### NAUTILUX SERIES

Outdoor oval lighting fixtures in polished solid brass, diffuser in etched and heat-resistant moulded glass 250V - IP66

Cable gland type	Max power (W)	Lamp-holder No.	Lamp-holder type	Cable gland No.	Palazzoli Code	Pack Q.ty
24x14 UNAV1948 M24x1,5	100	1	E27	1	860100	1
24x14 UNAV1948 M24x1,5	200	1	E27	1	860200	1

**Equipment:**  
with brass cable glands.



#### NAUTILUX SERIES

Outdoor oval lighting fixture complete with eyelid glare shield in solid polished brass, diffuser in moulded heat-resistant and etched glass 250V - IP66

Cable gland type	Max power (W)	Lamp-holder No.	Lamp-holder type	Cable gland No.	Palazzoli Code	Pack Q.ty
24x14 UNAV1948 M24x1,5	23W electronic	1	E27	1	860211	1

**Equipment:**  
with brass cable glands.



#### NAUTILUX SERIES

Outdoor oval lighting fixtures in polished solid brass, diffuser in etched and heat-resistant moulded glass 250V - IP66

Cable gland type	Max power (W)	Lamp-holder No.	Lamp-holder type	Cable gland No.	Palazzoli Code	Pack Q.ty
24x14 UNAV1948 M24x1,6	100	1	E27	1	860140	1

**Equipment:**  
with brass cable glands.



#### NAUTILUX SERIES

Stainless steel plate for fixing to the wall 75W watertight cylindrical lighting fixtures

Description	Palazzoli Code	Pack Q.ty
Stainless steel plate for fixing to the wall	860900	1



#### NAUTILUX SERIES

Nickel-plated steel plate for fixing to the ceiling 75W cylindrical lighting fixtures

Description	Palazzoli Code	Pack Q.ty
Nickel-plated steel plate for ceiling fixing	860990	1



#### NAUTILUX SERIES

Outdoor large lighting fixture in polished brass, diffuser in etched and heat-resistant moulded glass 250V - IP66

Cable gland type	Max power (W)	Lamp-holder No.	Lamp-holder type	Cable gland No.	Palazzoli Code	Pack Q.ty
24x14 UNAV1948 M24x1,5	200	1	E27	1	860240	1

**Equipment:**  
with brass cable gland.

**Uses:**  
ideal for lighting gardens, pathways, hedges, porches, verandas, etc. It gives any environment a unique style.



RINO Series		
PRODUCT SPECIFICATIONS		
Conformity to Standards: CEI EN 60598-1		
	CEI EN 60598-2-1	CEI 34-23
Protection rating:	IP65	
Impact resistance:	> IK 10	
Temperature	Operating:	-40°C - +70°C
resistance:	Storage:	-50°C - +80°C
Casing:	UNI 5076 Aluminium-Silicon alloy. Anti-corrosive treatment	
Diffuser:	Pyrex type prismatic glass	
Lampholder:	E27 porcelain lampholder	



**RINO SERIES**  
RAL 7035 grey watertight oval lighting fixtures in aluminium alloy, with glass diffuser 250V - IP65

**Equipment:**  
cable entries with 1/2" gas cable gland. Internal earth screws.  
**Characteristics:**  
porcelain lampholder.

Max lamp power (W)	Lampholder type	Cable glands No. entry 1/2"	Palazzoli Code	Pack Q.ty
60	E27	1	831071	1
60	E27	2	831091	1
100	E27	1	831171	1
100	E27	2	831191	1
200	E27	1	831271	1
200	E27	2	831291	1
5-7-9	G23	1	831914	1



**RINO SERIES**  
RAL 7035 grey watertight oval lighting fixtures in aluminium alloy, tropicalized steel wire protective cage and glass diffuser 250V - IP65

**Equipment:**  
cable entries with 1/2" gas cable gland. Internal earth screws.  
**Characteristics:**  
porcelain lampholder.

Max lamp power (W)	Lampholder type	Cable glands No. entry 1/2"	Palazzoli Code	Pack Q.ty
60	E27	1	831072	1
60	E27	2	831092	1
100	E27	1	831172	1
100	E27	2	831192	1
200	E27	1	831272	1
200	E27	2	831292	1
5-7-9	G23	1	831934	1



**RINO SERIES**  
RAL 7035 grey watertight oval lighting fixtures in aluminium alloy, die-cast protection cage and glass diffuser 250V - IP65

**Equipment:**  
cable entries with 1/2" gas cable gland. Internal earth screws.  
**Characteristics:**  
porcelain lampholder.

Max lamp power (W)	Lampholder type	Cable glands No. entry 1/2"	Palazzoli Code	Pack Q.ty
60	E27	1	831075	1
60	E27	2	831095	1
100	E27	1	831175	1
100	E27	2	831195	1
200	E27	1	831275	1
200	E27	2	831295	1
5-7-9	G23	1	831954	1



**RINO SERIES**  
RAL 7035 grey watertight round lighting fixture in aluminium alloy, with glass diffuser 250V - IP65

Max lamp power (W)	Lampholder type	Cable glands No. entry 1/2"	Palazzoli Code	Pack Q.ty
100	E27	1	830071	1

**Equipment:**  
cable entries with one 1/2" gas cable gland. Internal earth screws.  
**Characteristics:**  
porcelain lampholder. Diameter dimensions Ø 184 mm.



**RINO SERIES**  
RAL 7035 grey watertight round lighting fixture in aluminium alloy, tropicalized steel wire protective cage and glass diffuser 250V - IP65

Max lamp power (W)	Lampholder type	Cable glands No. entry 1/2"	Palazzoli Code	Pack Q.ty
100	E27	1	830072	1

**Equipment:**  
cable entries with one 1/2" gas cable gland. Internal earth screws.  
**Characteristics:**  
porcelain lampholder. Diameter dimensions Ø 184 mm.





**NAVE SERIES**  
Swann B22d type bayonet lampholder with bracket for oval and round lighting fixtures

Type	Lampholder material	Palazzoli Code	Pack Q.ty
B22d 4A 250V	Brass	859412	1












**Equipment:**  
installation bracket.

## Lighting Fixture / Lamp Selection

	Lighting fixture type	Incandescent E27	Mixed light E27	Electronic compact E27	Fluorescent compact G23
	60W	60W max	-	-	-
	100W	100W max	-	Philips PL-E-T 15W max Philips PL-E-C 11W max	-
	200W	200W max	160W max	Osram Dulux EL 23W max Philips PL-E-T 23W max Philips PL-E-C 15W max	-
	5-7-9W	-	-	-	9W max
	100W	100W max	-	-	-

\* The models shown have been tested but other compatible models and brands can also be used.

## Lighting fixture / Spare Accessories Selection

Lighting fixture type	Diffusers		Gaskets		Lampholder <small>Swann</small>	
					 E27	
	60W	831512			819056	859412
	100W	831612				
	200W / 5/7/9W	831712			-	-
	60W	831512			819056	859412
	100W	831612				
	200W / 5/7/9W	831712			-	-
	60W	831512			819056	859412
	100W	831612				
	200W / 5/7/9W	831712			-	-
	100W round	830512			819056	859412
	100W round					

## RINO Series

### PRODUCT SPECIFICATIONS

Conformity to Standards:	CEI EN 60598-1	
	CEI EN 60598-2-1	CEI 34-23
Protection rating:	IP65	
Impact resistance:	> IK 10	
Temperature	Operating:	-40°C - +70°C
resistance:	Storage:	-50°C - +80°C
Casing:	UNI 5076 Aluminium-Silicon alloy. Anti-corrosive treatment	
Diffuser:	Pyrex type prismatic glass	
Lampholder:	E27 porcelain lampholder	



#### RINO SERIES

RAL 7035 grey watertight cylindrical lighting fixtures in aluminium alloy with ribbed glass diffuser, for ceiling installation  
250V - IP65

Max lamp power (W)	Lampholder type	Cable glands No. entry 1/2"	Palazzoli Code	Pack Q.ty
60	E27	1	810071	1
100	E27	1	810171	1
200	E27	1	810271	1

#### Equipment:

cable entries with one 1/2" gas cable gland.

#### Characteristics:

porcelain lampholder.



#### RINO SERIES

RAL 7035 grey watertight cylindrical lighting fixtures in aluminium alloy with ribbed glass diffuser, for pendant installation by a threaded pipe  
250V - IP65

Max lamp power (W)	Lampholder type	Cable glands No. entry 1/2"	Palazzoli Code	Pack Q.ty
60	E27	1	812071	1
100	E27	1	812171	1
200	E27	1	812271	1

#### Characteristics:

with 1/2" gas threaded hole for pendant pipe.

Porcelain lampholder.



#### RINO SERIES

RAL 7035 grey watertight cylindrical lighting fixtures in aluminium alloy with ribbed glass diffuser, for right angled wall installation  
250V - IP65

Max lamp power (W)	Lampholder type	Cable glands No. entry 1/2"	Palazzoli Code	Pack Q.ty
60	E27	1	811071	1
100	E27	1	811171	1
200	E27	1	811271	1

#### Equipment:

cable entries with one 1/2" gas cable gland.

#### Characteristics:

porcelain lampholder.



#### RINO SERIES

RAL 7035 grey watertight cylindrical lighting fixtures in aluminium alloy with ribbed glass diffuser, for angled wall installation  
250V - IP65

Max lamp power (W)	Lampholder type	Cable glands No. entry 1/2"	Palazzoli Code	Pack Q.ty
60	E27	1	813071	1
100	E27	1	813171	1
200	E27	1	813271	1

#### Equipment:

cable entries with one 1/2" gas cable gland.

#### Characteristics:

porcelain lampholder.



#### NAVE SERIES

Watertight portable lighting fixture, UNAV 2137 type, in thermosetting material, with stainless steel protection cage  
250V - IP65

Max lamp power (W)	Lampholder type	Palazzoli Code	Pack Q.ty
60	E27	814052	1

#### Equipment:

cable entry with one 1/2" gas cable gland and internal cable clamp.

#### Characteristics:

diffuser in ribbed clear glass. Porcelain lampholder.

#### Uses:

particularly suitable in areas where oils, hydrocarbons, aggressive substances and solvents are present, or if subject to impacts or vibrations (eg. mechanical workshops, electrical repair shops, industrial production departments, etc.).



### RINO SERIES

Housings for RAL 7035 grey watertight cylindrical lighting fixtures in aluminium alloy, for ceiling installation 250V - IP65

Fixture max power (W)	Lampholder type	Cable glands No. entry 1/2"	Palazzoli Code	Pack Q.ty
60	E27	1	810060	5
100	E27	1	810100	1
200	E27	1	810200	1

**Equipment:**

including globe-holder ring, gasket, E27 safety lampholder, one 1/2" gas cable gland.



### RINO SERIES

Housings for RAL 7035 grey watertight cylindrical lighting fixtures in aluminium alloy, for right angled wall installation 250V - IP65

Fixture max power (W)	Lampholder type	Cable glands No. entry 1/2"	Palazzoli Code	Pack Q.ty
60	E27	1	811060	5
100	E27	1	811100	1
200	E27	1	811200	2

**Equipment:**

Inclusive of globe-holder ring, gasket, E27 safety lampholder.



### RINO SERIES

Housings for RAL 7035 grey watertight cylindrical lighting fixtures in aluminium alloy, for pendant installation by a threaded pipe 250V IP65

Fixture max power (W)	Lampholder type	Cable glands No. entry 1/2"	Palazzoli Code	Pack Q.ty
60	E27	1	812060	5
100	E27	1	812100	5
200	E27	1	812200	2

**Equipment:**

including globe-holder ring, gasket, E27 safety lampholder, one 1/2" gas cable gland.

**Characteristics:**

with 1/2" gas threaded hole for pendant pipe. Porcelain lampholder.



### RINO SERIES

Housings for RAL 7035 grey watertight cylindrical lighting fixtures in aluminium alloy, for angled wall installation 250V - IP65

Fixture max power (W)	Lampholder type	Cable glands No. entry 1/2"	Palazzoli Code	Pack Q.ty
60	E27	1	813060	1
100	E27	1	813100	2
200	E27	1	813200	2

**Equipment:**

inclusive of globe-holder ring, gasket, E27 safety lampholder.



### RINO SERIES

Diffusers in clear ribbed glass for watertight cylindrical lighting fixtures

Lighting fixture max power	Colour	Palazzoli Code	Pack Q.ty
60W	Transparent	819012	1
100W	Transparent	819112	1
200W	Transparent	819212	1

**Uses:**

they can also be used as spare parts.





**NAVE SERIES**  
UNAV 1268 diffusers in smooth coloured glass for watertight cylindrical lighting fixtures

Lighting fixture max power	Colour	Palazzoli Code	Pack Q.ty
60W	Blue	850061	1
60W	Yellow	850062	1
60W	Red	850063	1
60W	Green	850064	1



**RINO SERIES**  
Diffusers in coloured polycarbonate for max 40W watertight cylindrical lighting fixtures

Lighting fixture max power	Colour	Palazzoli Code	Pack Q.ty
40W	Transparent	819015	1
40W	Yellow	819017	1
40W	Red	819018	1
40W	Green	819019	1

Characteristics:  
to be used with m0ax 40W power lamp.



**RINO SERIES**  
Protection cages in tropicalized steel wire for watertight cylindrical lighting fixtures

Lighting fixture max power	Palazzoli Code	Pack Q.ty
60W	819020	1
100W	819120	1
200W	819220	1



**RINO SERIES**  
Protection cages in tropicalized steel wire for watertight cylindrical lighting fixtures

Lighting fixture max power	Palazzoli Code	Pack Q.ty
60W	819022	1
100W	850172	1



**RINO SERIES**  
Reflectors in oven-painted galvanized steel for watertight cylindrical lighting fixtures

Lighting fixture max power	Colour	Palazzoli Code	Pack Q.ty
60W	White	819030	5
100W	White	819130	5
200W	White	819230	5



**RINO SERIES**  
Shade in oven painted galvanized steel, for directing light output from watertight cylindrical lighting fixtures


Lighting fixture max power	Colour	Palazzoli Code	Pack Q.ty
60W	Aluminium	819035	1
100W	Aluminium	819135	1
200W	Aluminium	819235	1



**NAVE SERIES**  
Swann type bayonet lampholder with wings, for watertight cylindrical lighting fixtures













Type	Lampholder material	Palazzoli Code	Pack Q.ty
B22d 4A 250V	Brass	859400	1

## Lighting Fixture / Lamp Selection

Fixture type		Incandescent E27	Mixed light E27	Electronic compact E27
	60W	60W max	-	Philips PL-E-T 15W max Philips PL-E-C 11W max
	100W	100W max	-	Osram Dulux EL 20W max Philips PL-E-T 20W max Philips PL-E-C 15W max
	200W	200W max	160W max	Osram Dulux EL 23W max Philips PL-E-T 23W max Philips PL-E-C 15W max

\* The models shown have been tested but other compatible models and brands can also be used.

## Cylindrical Lighting fixtures / Spare accessories Selection

Fixture type		Protection cages		Reflectors		Lamp shades	Glass diffusers				Gaskets	Lampholder	
													
		Tropicalized steel	Stainless steel	Galvanised and painted steel	Galvanised and painted steel	Ribbed transparent	Blue	Yellow	Red	Green	in non-ageing elastomer	E27	Swann
	60W	819020	819022	819030	819035	819012	850061	850062	850063	850064	819040	819055	859400
	100W	819120	850172	819130	819135	819112	-	-	-	-	819140		
	200W	819220	-	819230	819235	819212	-	-	-	-	831640		
	60W	819020	819022	819030	819035	819012	850061	850062	850063	850064	819040		
	100W	819120	-	819130	819135	819112	-	-	-	-	819140		
	200W	819220	-	819230	819235	819212	-	-	-	-	831640		
	60W	819020	819022	-	819035	819012	850061	850062	850063	850064	819040		
	100W	819120	-	-	819135	819112	-	-	-	-	819140		
	200W	819220	-	-	819235	819212	-	-	-	-	831640		
	60W	819020	819022	819030	819035	819012	850061	850062	850063	850064	819040		
	100W	819120	-	819130	819135	819112	-	-	-	-	819140		
	200W	819220	-	819230	819235	819212	-	-	-	-	831640		



### RINÓ SERIES – LIGHTING FIXTURES IN STAINLESS AND GALVANISED STEEL

The range is complete allowing you always to choose the perfect product for the type of installation to be carried out. The IP65 or IP66 versions are in fact available in AISI 304 austenitic stainless steel or RAL 9003 white-painted galvanised steel body, with diffuser in glass or polycarbonate for wall/ceiling mounting, or universal versions for wall/ceiling/pendant mounting. It is also possible to choose different optics such as the versions with reflector in symmetrical or asymmetrical mirror-polished aluminium or with white reflector. The electrifications available range from versions with electromagnetic power supply to an electronic power supply and the version for emergencies. They conform to the highest quality standards guaranteeing reliability and superior performance, such as the production of a single cold-drawn body and high photometric performance. All lighting fixtures are designed in compliance with IEC EN60598-1 and IEC EN60598-2-1 standards.



version  
**58W**

#### APPLICATIONS:

food industry, galvanising plants, chemical industries, heavy mining industries, environments with the presence of shearing oils and generally in situations with particularly aggressive substances. The IP66 protection rating makes them ideal for installations on ships, cargo ships, navy ships, ferries, oil rigs, etc.

### THE ADVANTAGES



#### EFFICIENT

The ultra-bright aluminium reflector ensures optimum recovery of the luminous flux and therefore an extremely even diffusion.



#### RESISTANT

They are characterised by a non-deformable structure designed with the very latest technology, which makes it suitable to be installed even with the presence of vibrations.



#### SAFE

The diffuser screen is made of tempered glass. A stainless steel frame protects the edges against impacts and keeps the watertight seal intact.




#### GUARANTEED

RINO lighting fixtures are ENEC certified. This guarantees that our products offer a "European level of safety" and that they are examined by independent, accredited organisations.

## RINO Series

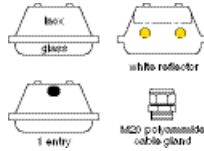
### PRODUCT SPECIFICATIONS

Conformity to Standards:	CEI EN 60598-1	CEI EN 60598-2-1	CEI 34-23
Protection rating:	IP65 / IP66		
Impact resistance:	> IK 10		
Temperature resistance:	Operating:	-15°C - +50°C	
	Storage:	-40°C - +70°C	
Casing:	AISI 304 Stainless Steel Painted galvanised steel		
Diffuser:	Tempered glass / shockproof polycarbonate		
Lampholder:	G13 / G5		




### RINO SERIES

Stainless steel-glass lighting fixtures with white reflector and electromagnetic power supply  
230V - 50/60Hz - IP66

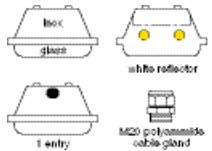


Cable gland type	Max power (W)	Lamp-holder No.	Lamp-holder type	Cable gland No.	Palazzoli Code	Pack Q.ty
1x18	G13 T8	690x200x100		822101		1
2x18	G13 T8	690x200x100		822102		1
3x18	G13 T8	690x200x100		822103		1
1x36	G13 T8	1300x200x100		822201		1
2x36	G13 T8	1300x200x100		822202		1
3x36	G13 T8	1300x200x100		822203		1
1x58	G13 T8	1600x200x100		822301		1
2x58	G13 T8	1600x200x100		822302		1




### RINO SERIES

Stainless steel-glass lighting fixtures with white reflector and electronic power supply  
230V - 50/60Hz - IP66



Power (W)	Lampholder and lamps	Dimensions (mm)	Palazzoli Code	Pack Q.ty
1x18	G13 T8	690x200x100	822131	1
1x36	G13 T8	1300x200x100	822231	1
1x54	G5 T5	1300x200x100	822961	1
2x54	G5 T5	1300x200x100	822962	1
1x58	G13 T8	1600x200x100	822331	1
2x58	G13 T8	1600x200x100	822332	1



### RINO SERIES

Stainless steel-glass lighting fixtures, for emergency  
230V - 50/60Hz - IP66



Power (W)	Lampholder and lamps	Dimensions (mm)	Palazzoli Code	Pack Q.ty
1x36	G13 T8	1300x200x100	822210	1
(1+1)x36	G13 T8	1300x200x100	822211	1
(1+1)x58	G13 T8	1600x200x100	822311	1

#### Equipment:

M20 polyamide cable gland. Kit for ceiling fixing with 2 gaskets and 2 AISI 304 stainless steel washers for M6 screws (screws not included).

#### Characteristics:


body and hooks in AISI 304 stainless steel. Tempered glass diffuser with impact resistance > IK 10. White painted galvanised steel reflector. Class I - Direct wall/ceiling fixing.

- All fittings exclude lamps.

Versions with electromagnetic power supply with p.f. correction capacitor. Emergency versions with permanent wiring, Ni-Cd battery, inverter, 1h autonomy, 24h recharge with the possibility of inhibition. The emergency circuit is prepared for only one lamp.

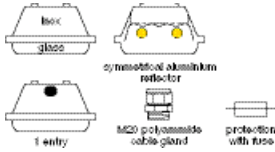
#### Complementary Items:

accessories for pendant installation, on pole installation, ultra-polished aluminium reflectors, on page 102.




**RINO SERIES**

Stainless steel-glass lighting fixtures with symmetrical reflector in aluminium and electromagnetic reflector 230V - 50/60Hz - IP66

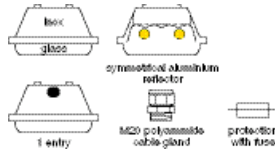


Power (W)	Lampholder and lamps	Dimensions (mm)	Palazzoli Code	Pack Q.ty
2x18	G13 T8	690x200x100	823102	1
3x18	G13 T8	690x200x100	823103	1
1x36	G13 T8	1300x200x100	823201	1
2x36	G13 T8	1300x200x100	823202	1
3x36	G13 T8	1300x200x100	823203	1
2x58	G13 T8	1600x200x100	823302	1




**RINO SERIES**

Stainless steel-glass lighting fixtures with symmetrical aluminium reflector and electronic power supply 230V - 50/60Hz - IP66

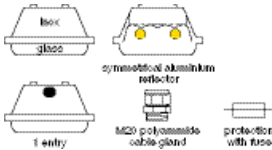


Power (W)	Lampholder and lamps	Dimensions (mm)	Palazzoli Code	Pack Q.ty
2x18	G13 T8	690x200x100	823132	1
2x36	G13 T8	1300x200x100	823232	1
3x36	G13 T8	1300x200x100	823233	1
1x54	G5 T5	1300x200x100	823961	1
2x54	G5 T5	1300x200x100	823962	1
2x58	G13 T8	1600x200x100	823332	1




**RINO SERIES**

Stainless steel-glass lighting fixtures with symmetrical reflector in aluminium and dimmable electronic power supply 230V - 50/60Hz - IP66

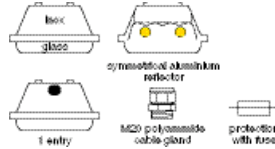


Power (W)	Lampholder and lamps	Dimensions (mm)	Palazzoli Code	Pack Q.ty
2x18	G13 T8	690x200x100	823152	1
2x36	G13 T8	1300x200x100	823252	1




**RINO SERIES**

Stainless steel-glass lighting fixtures with symmetrical aluminium reflector for emergency 230V - 50/60Hz - IP66



Power (W)	Lampholder and lamps	Dimensions (mm)	Palazzoli Code	Pack Q.ty
(1+1)x18	G13 T8	690x200x100	823111	1
(1+1)x36	G13 T8	1300x200x100	823211	1
(1+2)x36	G13 T8	1300x200x100	823212	1
(1+1)x58	G13 T8	1600x200x100	823311	1




**RINO SERIES**

Stainless steel-glass lighting fixtures with asymmetrical reflector in aluminium and electromagnetic power supply 230V - 50/60Hz - IP66

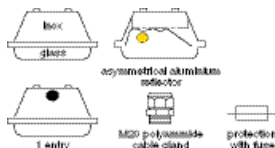


Power (W)	Lampholder and lamps	Dimensions (mm)	Palazzoli Code	Pack Q.ty
1x18	G13 T8	690x200x100	824101	1
1x36	G13 T8	1300x200x100	824201	1
2x36	G13 T8	1300x200x100	824202	1



**RINO SERIES**

Stainless steel-glass lighting fixtures with asymmetrical aluminium reflector and electronic power supply 230V - 50/60Hz - IP66



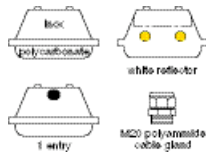
Power (W)	Lampholder and lamps	Dimensions (mm)	Palazzoli Code	Pack Q.ty
1x18	G13 T8	690x200x100	824131	1
1x36	G13 T8	1300x200x100	824231	1

• All fittings exclude lamps.



## RINO SERIES

Stainless steel-polycarbonate lighting fixtures with white reflector and electromagnetic power supply 230V - 50/60Hz IP65

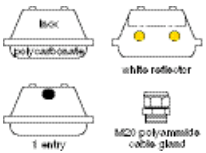


Cable gland type	Max power (W)	Lamp-holder No.	Lamp-holder type	Cable gland No.	Palazzoli Code	Pack Q.ty
1x18	G13 T8	690x200x115		828101		1
2x18	G13 T8	690x200x115		828102		1
3x18	G13 T8	690x200x115		828103		1
1x36	G13 T8	1300x200x115		828201		1
3x36	G13 T8	1300x200x115		828203		1



## RINO SERIES

Stainless steel-polycarbonate lighting fixtures with white reflector and electronic power supply 230V - 50/60Hz - IP65

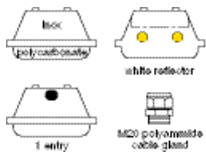


Power (W)	Lamp-holder and lamps	Dimensions (mm)	Palazzoli Code	Pack Q.ty
1x18	G13 T8	690x200x115	828131	1
2x18	G13 T8	690x200x115	828132	1
3x18	G13 T8	1300x200x115	828133	1
1x36	G13 T8	1300x200x115	828231	1
3x36	G13 T8	1300x200x115	828233	1



## RINO SERIES

Stainless steel-polycarbonate lighting fixtures with white reflector and dimmable electronic power supply 230V - 50/60Hz IP65



Power (W)	Lamp-holder and lamps	Dimensions (mm)	Palazzoli Code	Pack Q.ty
1x18	G13 T8	690x200x115	828151	1
1x36	G13 T8	1300x200x115	828251	1

### Equipment:

M20 polyamide cable gland. Kit for ceiling fixing with 2 gaskets and 2 AISI 304 stainless steel washers for M6 screws (screws not included).

### Characteristics:

body and hooks in AISI 304 stainless steel. Shok-proof and age-proof polycarbonate diffuser with impact resistance > IK 10. White painted

- All fittings exclude lamps.

galvanised steel reflector. Class I - ⚡ Direct wall/ceiling fixing. Versions with electromagnetic power supply with p.f. correction capacitor.

### Complementary Items:

accessories for pendant installation, on pole installation, ultra-polished aluminium reflectors, on page 102.

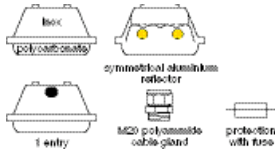
# in stainless steel & polycarbonate - INDUSTRIAL LIGHTING

## polished aluminium reflector



### RINO SERIES

Stainless steel-polycarbonate lighting fixtures with symmetrical reflector in aluminium and electromagnetic power supply 230V - 50/60Hz - IP65

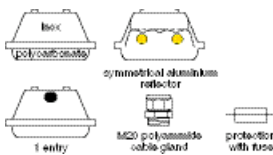


Power (W)	Lampholder and lamps	Dimensions (mm)	Palazzoli Code	Pack Q.ty
2x18	G13 T8	690x200x115	825102	1
3x18	G13 T8	690x200x115	825103	1
1x36	G13 T8	1300x200x115	825201	1
2x36	G13 T8	1300x200x115	825202	1
3x36	G13 T8	1300x200x115	825203	1



### RINO SERIES

Stainless steel-polycarbonate lighting fixtures with symmetrical aluminium reflector and electronic power supply 230V - 50/60Hz - IP65

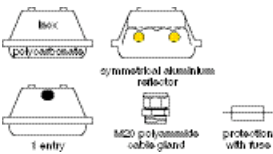


Power (W)	Lampholder and lamps	Dimensions (mm)	Palazzoli Code	Pack Q.ty
2x18	G13 T8	690x200x115	825132	1
2x36	G13 T8	1300x200x115	825232	1
3x36	G13 T8	1300x200x115	825233	1



### RINO SERIES

Stainless steel-polycarbonate lighting fixtures with symmetrical aluminium reflector and dimmable electronic power supply 230V - 50/60Hz - IP65



Power (W)	Lampholder and lamps	Dimensions (mm)	Palazzoli Code	Pack Q.ty
2x18	G13 T8	690x200x115	825152	1
2x36	G13 T8	1300x200x115	825252	1



### RINO SERIES

Stainless steel-polycarbonate lighting fixtures with symmetrical reflector in aluminium for emergency 230V - 50/60Hz IP65

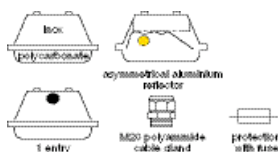


Power (W)	Lampholder and lamps	Dimensions (mm)	Palazzoli Code	Pack Q.ty
(1+1)x18	G13 T8	690x200x115	825111	1
(1+1)x36	G13 T8	1300x200x115	825211	1
(1+2)x36	G13 T8	1300x200x115	825212	1



### RINO SERIES

Stainless steel-polycarbonate lighting fixtures with asymmetrical reflector in aluminium and electromagnetic power supply 230V - 50/60Hz - IP65



Power (W)	Lampholder and lamps	Dimensions (mm)	Palazzoli Code	Pack Q.ty
1x36	G13 T8	1300x200x115	826201	1
2x36	G13 T8	1300x200x115	826202	1

#### Equipment:

M20 polyamide cable gland. Kit for ceiling fixing with 2 gaskets and 2 AISI 304 stainless steel washers for M6 screws (screws not supplied).

#### Characteristics:

body and hooks in AISI 304 stainless steel.

Shock-proof and age-proof diffuser with impact resistance > IK 10. Ultra-polished aluminium reflector.

Class I - ⚡ Direct wall/ceiling fixing. Versions with electromagnetic power supply with p.f. correction capacitor. Emergency versions with permanent wiring, Ni-Cd battery, inverter, 1h autonomy, 24h recharge with the possibility of inhibition.

The emergency circuit is prepared for only one lamp.

Protection with fuse on the power supply line.

#### Complementary Items:

accessories for pendant or on pole installation on page 102.



## RINO SERIES

Painted galvanised steel-glass lighting fixtures with white reflector and electromagnetic power supply 230V - 50/60Hz IP65



Power (W)	Lampholder and lamps	Dimensions (mm)	Palazzoli Code	Pack Q.ty
1x18	G13 T8	690x200x100	842101	1
2x18	G13 T8	690x200x100	842102	1
1x36	G13 T8	1300x200x100	842201	1
2x36	G13 T8	1300x200x100	842202	1
1x58	G13 T8	1600x200x100	842301	1
2x58	G13 T8	1600x200x100	842302	1



## RINO SERIES

Painted galvanised steel-glass lighting fixtures with white reflector and electronic power supply 230V - 50/60Hz - IP65

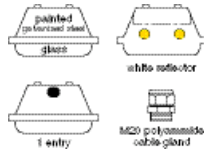


Power (W)	Lampholder and lamps	Dimensions (mm)	Palazzoli Code	Pack Q.ty
1x18	G13 T8	690x200x100	842131	1
2x18	G13 T8	690x200x100	842132	1
1x36	G13 T8	1300x200x100	842231	1
2x36	G13 T8	1300x200x100	842232	1
1x54	G5 T5	1300x200x100	842961	1
2x54	G5 T5	1300x200x100	842962	1
1x58	G13 T8	1600x200x100	842331	1
2x58	G13 T8	1600x200x100	842332	1



## RINO SERIES

Painted galvanised steel-glass lighting fixtures with white reflector, for emergency 230V - 50/60Hz - IP65



Power (W)	Lampholder and lamps	Dimensions (mm)	Palazzoli Code	Pack Q.ty
1x36	G13 T8	1300x200x100	842210	1
(1+1)x36	G13 T8	1300x200x100	842211	1
(1+1)x58	G13 T8	1600x200x100	842311	1

### Equipment:

M20 polyamide cable gland. Kit for ceiling fixing with 2 gaskets and 2 AISI 304 stainless steel washers for M6 screws (screws not included).

### Characteristics:

RAL9003 white painted galvanised steel body. Tempered glass diffuser with impact resistance > IK 10. White painted galvanised steel reflector. Class I - ⚡ Direct wall/ceiling fixing.

- All fittings exclude lamps.

Versions with electromagnetic power supply with p.f. correction capacitor. Emergency versions with permanent wiring, Ni-Cd battery, inverter, 1h autonomy, 24h recharge with the possibility of inhibition. The emergency circuit is prepared for only one lamp.

### Complementary Items:

accessories for pendant installation, on pole installation, ultra-polished aluminium reflectors, on page 102.



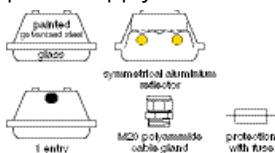
# in painted galvanised steel & glass - MARINE LIGHTING

## polished aluminium reflector




### RINO SERIES

Painted galvanised steel-glass lighting fixtures with symmetrical reflector in aluminium and electromagnetic power supply 230V - 50/60Hz - IP65



Power (W)	Lampholder and lamps	Dimensions (mm)	Palazzoli Code	Pack Q.ty
2x18	G13 T8	690x200x100	843102	1
3x18	G13 T8	690x200x100	843103	1
1x36	G13 T8	1300x200x100	843201	1
2x36	G13 T8	1300x200x100	843202	1
3x36	G13 T8	1300x200x100	843203	1
2x58	G13 T8	1600x200x100	843302	1



### RINO SERIES

Painted galvanised steel-glass lighting fixtures with symmetrical reflector in aluminium and electronic power supply 230V - 50/60Hz - IP65

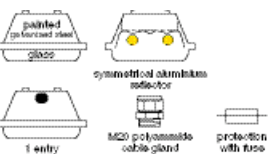


Power (W)	Lampholder and lamps	Dimensions (mm)	Palazzoli Code	Pack Q.ty
2x18	G13 T8	690x200x100	843132	1
1x36	G13 T8	1300x200x100	843231	1
2x36	G13 T8	1300x200x100	843232	1
3x36	G13 T8	1300x200x100	843233	1
1x54	G5 T5	1300x200x100	843961	1
2x54	G5 T5	1300x200x100	843962	1
2x58	G13 T8	1600x200x100	843332	1




### RINO SERIES

Painted galvanised steel-glass lighting fixtures with symmetrical aluminium reflector, for emergency 230V - 50/60Hz - IP65



Power (W)	Lampholder and lamps	Dimensions (mm)	Palazzoli Code	Pack Q.ty
(1+1)x36	G13 T8	1300x200x100	843211	1
(1+2)x36	G13 T8	1300x200x100	843212	1
(1+1)x58	G13 T8	1600x200x100	843311	1



### RINO SERIES

Painted galvanised steel-glass lighting fixtures with asymmetrical reflector in aluminium and electromagnetic power supply 230V - 50/60Hz - IP65



Power (W)	Lampholder and lamps	Dimensions (mm)	Palazzoli Code	Pack Q.ty
1x36	G13 T8	1300x200x100	844201	1
2x36	G13 T8	1300x200x100	844202	1

#### Equipment:

M20 polyamide cable gland. Kit for ceiling fixing with 2 gaskets and 2 AISI 304 stainless steel washers for M6 screws (screws not included).

#### Characteristics:

RAL9003 white painted galvanised steel body. Tempered glass diffuser with impact resistance > IK 10. Ultra-polished aluminium reflector. Class I - ⚡ Direct wall/ceiling fixing.

- All fittings exclude lamps.

Versions with electromagnetic power supply with p.f. correction capacitor. Emergency versions with permanent wiring, Ni-Cd battery, inverter, 1h autonomy, 24h recharge with the possibility of inhibition. The emergency circuit is prepared for only one lamp. Protection with fuse on the power supply line.

#### Complementary Items:

accessories for pendant or on pole installation on page 102.

# MARINE LIGHTING - *in painted galvanised steel & polycarbonate*

## *white reflector*



### RINO SERIES

Painted galvanised steel-glass lighting fixtures with white reflector and electromagnetic power supply 230V - 50/60Hz IP65



Power (W)	Lampholder and lamps	Dimensions (mm)	Palazzoli Code	Pack Q.ty pz.
1x18	G13 T8	690x200x115	847101	1
2x18	G13 T8	690x200x115	847102	1
1x36	G13 T8	1300x200x115	847201	1
2x36	G13 T8	1300x200x115	847202	1



### RINO SERIES

Painted galvanised steel-polycarbonate lighting fixtures with white reflector for emergency 230V - 50/60Hz IP65



Power (W)	Lampholder and lamps	Dimensions (mm)	Palazzoli Code	Pack Q.ty
1x36	G13 T8	1300x200x115	847210	1
(1+1)x36	G13 T8	1300x200x115	847211	1

#### Equipment:

M20 polyamide cable gland. Kit for ceiling fixing with 2 gaskets and 2 AISI 304 stainless steel washers for M6 screws (screws not included).

#### Characteristics:

RAL9003 white painted galvanised steel body. Shockproof and age-proof diffuser with impact resistance > IK 10. White painted galvanised steel reflector. Class I - ⚡/Direct wall/ceiling

- All fittings exclude lamps.

fixing. Versions with electromagnetic power supply with p.f. correction capacitor. Emergency versions with permanent wiring, Ni-Cd battery, inverter, 1h autonomy, 24h recharge with the possibility of inhibition. The emergency circuit is prepared for only one lamp.

#### Complementary Items:

accessories for pendant installation, on pole installation, ultra-polished aluminium reflectors, on page 102.

*in painted galvanised steel & polycarbonate* - MARINE LIGHTING  
*polished aluminium reflector*



**RINO SERIES**

Painted galvanised steel-polycarbonate lighting fixtures with symmetrical reflector in aluminium and electromagnetic power supply 230V - 50/60Hz - IP65

Power (W)	Lampholder and lamps	Dimensions (mm)	Palazzoli Code	Pack Q.ty
2x18	G13 T8	690x200x115	845102	1
3x18	G13 T8	690x200x115	845103	1
1x36	G13 T8	1300x200x115	845201	1
2x36	G13 T8	1300x200x115	845202	1
3x36	G13 T8	1300x200x115	845203	1



**RINO SERIES**

Painted galvanised steel-polycarbonate lighting fixtures with symmetrical reflector in aluminium and electronic power supply 230V - 50/60Hz - IP65

Power (W)	Lampholder and lamps	Dimensions (mm)	Palazzoli Code	Pack Q.ty
2x18	G13 T8	690x200x115	845132	1
1x36	G13 T8	1300x200x115	845231	1
2x36	G13 T8	1300x200x115	845232	1
3x36	G13 T8	1300x200x115	845233	1



**RINO SERIES**

Painted galvanised steel-polycarbonate lighting fixtures with symmetrical aluminium reflector, for emergency 230V - 50/60Hz - IP65

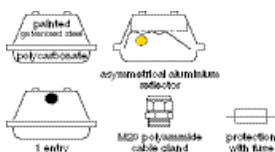
Power (W)	Lampholder and lamps	Dimensions (mm)	Palazzoli Code	Pack Q.ty
(1+1)x36	G13 T8	1300x200x100	845211	1
(1+2)x36	G13 T8	1300x200x100	845212	1



**RINO SERIES**

Painted galvanised steel-polycarbonate lighting fixtures with symmetrical reflector in aluminium and electromagnetic power supply 230V - 50/60Hz - IP65

Power (W)	Lampholder and lamps	Dimensions (mm)	Palazzoli Code	Pack Q.ty
1x36	G13 T8	1300x200x115	846201	1
2x36	G13 T8	1300x200x115	846202	1



**Equipment:**

M20 polyamide cable gland. Kit for ceiling fixing with 2 gaskets and 2 AISI 304 stainless steel washers for M6 screws (screws not supplied).

**Characteristics:**

RAL9003 white painted galvanised steel body. Shockproof and age-proof diffuser with impact resistance > IK 10. Ultra-polished aluminium reflector. Class I - ⚡ Direct wall/ceiling fixing.

Versions with electromagnetic power supply with p.f. correction capacitor. Emergency versions with permanent wiring, Ni-Cd battery, inverter, 1h autonomy, 24h recharge with the possibility of inhibition. The emergency circuit is prepared for only one lamp.

**Complementary Items:**

accessories for pendant installation, on pole installation, ultra-polished aluminium reflectors, on page 102.

• All fittings exclude lamps.

# MARINE LIGHTING - *in stainless steel & glass* *polished aluminium reflector*



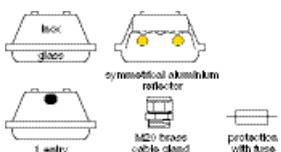
**RINO SERIES**  
Universal stainless steel-glass lighting fixtures with electromagnetic power supply 230V - 50/60 Hz - IP66



Power (W)	Lampholder and lamps	Dimensions (mm)	Palazzoli Code	Pack Q.ty
1x18	G13 T8	690x200x100	820101	1
2x18	G13 T8	690x200x100	820102	1
3x18	G13 T8	690x200x100	820103	1
1x36	G13 T8	1300x200x100	820201	1
2x36	G13 T8	1300x200x100	820202	1
3x36	G13 T8	1300x200x100	820203	1



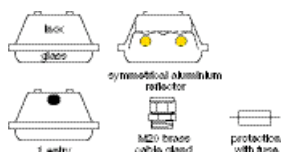
**RINO SERIES**  
Universal stainless steel-glass lighting fixtures with electronic power supply 230V - 50/60 Hz - IP66



Power (W)	Lampholder and lamps	Dimensions (mm)	Palazzoli Code	Pack Q.ty
1x18	G13 T8	690x200x100	820131	1
2x18	G13 T8	690x200x100	820132	1
3x18	G13 T8	690x200x100	820133	1
1x36	G13 T8	1300x200x100	820231	1
2x36	G13 T8	1300x200x100	820232	1
3x36	G13 T8	1300x200x100	820233	1



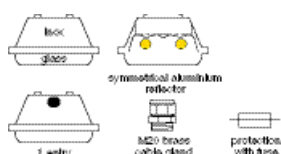
**RINO SERIES**  
Universal stainless steel-glass lighting fixtures with dimmable electronic power supply 230V - 50/60 Hz - IP66



Power (W)	Lampholder and lamps	Dimensions (mm)	Palazzoli Code	Pack Q.ty
1x18	G13 T8	690x200x100	820151	1
2x18	G13 T8	690x200x100	820152	1
1x36	G13 T8	1300x200x100	820251	1
2x36	G13 T8	1300x200x100	820252	1



**RINO SERIES**  
Universal stainless steel-glass for emergency 230V - 50/60 Hz - IP66



Power (W)	Lampholder and lamps	Dimensions (mm)	Palazzoli Code	Pack Q.ty
(1+1)x18	G13 T8	690x200x100	820111	1
(1+1)x36	G13 T8	1300x200x100	820211	1

**Equipment:**

M20 polyamide cable gland. Kit for ceiling fixing with 2 gaskets and 2 AISI 304 stainless steel washers for M6 screws (screws not included).

**Characteristics:**

body and hooks in AISI 304 stainless steel. Tempered glass diffuser with impact resistance > IK 10. White painted galvanised steel reflector. Class I - ⚡ Direct wall/ceiling fixing.

Versions with electromagnetic power supply with p.f. correction capacitor. Emergency versions with permanent wiring, Ni-Cd battery, inverter, 1h autonomy, 24h recharge with the possibility of inhibition. The emergency circuit is prepared for only one lamp.

**Complementary Items:**

accessories for pendant installation, on pole installation, ultra-polished aluminium reflectors, on page 102.



**RINO-EX Series**

**PRODUCT SPECIFICATIONS**

Conformity to Standards: GAS: EN 60079-15  
 DUSTS: EN 61241-1



---

Conformity to directives: ATEX 94/9/CE

---

ZONE 2, 21 and 22

Certifications: European Certification Consortium / IMQ



**RINO-EX SERIES**  
 RAL 7035 grey ATEX watertight oval lighting fixtures in aluminium alloy, tropicalized steel wire protective cage and glass diffuser - 250V - IP65

Max lamp power (W)	Lampholder type	Cable gland entry 1/2"	Palazzoli Code	Pack Q.ty
60	E27	1	831072EX	1
100	E27	1	831172EX	1
100	E27	2	831192EX	1

**Equipment:**

cable entries with 1/2" gas cable gland. Internal earth screws.

**Characteristics:**

porcelain lampholder. Corrosion resistant non-loosening terminals, non-sparking lampholder (in compliance with CEI regulation of Committee 34). Captive gaskets in non-ageing elastomer fastened to a non-deformable rigid base.



**RINO-EX SERIES**  
 RAL 7035 grey ATEX watertight oval lighting fixtures in aluminium alloy, die-cast cage and glass diffuser - 250V - IP65

Max lamp power (W)	Lampholder type	Cable gland entry 1/2"	Palazzoli Code	Pack Q.ty
200	E27	1	831275EX	1
200	E27	2	831295EX	1
5-7-9	G23	1	831954EX	1

**Equipment:**

cable entries with 1/2" gas cable gland. Internal earth screws.

**Characteristics:**

porcelain lampholder. Corrosion resistant non-loosening terminals, non-sparking lampholder (in compliance with CEI regulation of Committee 34). Captive gaskets in non-ageing elastomer fastened to a non-deformable rigid base.



**RINO-EX SERIES**  
 RAL 7035 grey ATEX watertight round lighting fixture in aluminium alloy, tropicalized steel wire protective cage and glass diffuser - 250V - IP65

Max lamp power (W)	Lampholder type	Cable gland entry 1/2"	Palazzoli Code	Pack Q.ty
100	E27	1	830072EX	1

**Equipment:**

cable entries with one 1/2" gas cable gland. Internal earth screws.

**Characteristics:**

porcelain lampholder. Corrosion resistant non-loosening terminals, non-sparking lampholder (in compliance with CEI regulation of Committee 34). Captive gaskets in non-ageing elastomer fastened to a non-deformable rigid base.

## RINO-EX Series

### PRODUCT SPECIFICATIONS

Conformity to Standards: GAS: EN 60079-15  
DUSTS: EN 61241-1

Conformity to directives: ATEX 94/9/CE

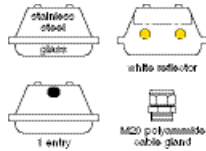
ZONE 2, 21 and 22

Certifications: European Certification Consortium / IMQ



### RINO-Ex SERIES

ATEX stainless steel-glass lighting fixtures with white reflector and electromagnetic power supply 230V - 50/60 Hz - IP66



Lamp power (W)	Lampholders and lamps	Dimensions (mm)	Palazzoli Code	Pack Q.ty
1x18	G13 T8	600x200x100	822101EX	1
2x18	G13 T8	600x200x100	822102EX	1
3x18	G13 T8	600x200x100	822103EX	1
1x36	G13 T8	1300x200x100	822201EX	1
2x36	G13 T8	1300x200x100	822202EX	1
3x36	G13 T8	1300x200x100	822203EX	1

#### Equipment:

M20 polyamide cable gland.

Pair of hooks for pendant installation.

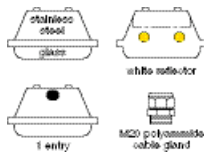
#### Characteristics:

AISI 304 stainless steel body and hooks. Diffuser in tempered glass with an impact resistance of 10J. Corrosion resistant non-loosening terminals, non-sparking lampholder (in compliance with CEI regulation of Committee 34). Captive gaskets in non-ageing elastomer fastened to a non-deformable rigid base.



### RINO-Ex SERIES

ATEX stainless steel-glass lighting fixtures with white reflector for emergency 230V - 50/60 Hz - IP66



Lamp power (W)	Lampholders and lamps	Dimensions (mm)	Palazzoli Code	Pack Q.ty
(1+1)x36	G13 T8	1300x200x100	822211EX	1

#### Equipment:

M20 polyamide cable gland.

Pair of hooks for pendant installation.

#### Characteristics:

permanent emergency wiring on a single lamp, Ni-Cd battery, inverter, 1h autonomy, 24h recharge with the possibility of inhibition. AISI 304 stainless steel body and hooks. Diffuser in tempered glass with an impact resistance of 10J. Corrosion resistant non-loosening terminals, non-sparking lampholder (in compliance with CEI regulation of Committee 34). Captive gaskets in non-ageing elastomer fastened to a rigid base.



### RINO-Ex SERIES

ATEX stainless steel-glass lighting fixtures with white reflector and electronic power supply 230V - 50/60 Hz - IP66



Lamp power (W)	Lampholders and lamps	Dimensions (mm)	Palazzoli Code	Pack Q.ty
1x54	G5 T5	1300x200x100	822961EX	1
2x54	G5 T5	1300x200x100	822962EX	1

#### Equipment:

M20 polyamide cable gland.

Pair of hooks for pendant installation.

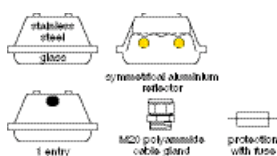
#### Characteristics:

AISI 304 stainless steel body and hooks. Diffuser in tempered glass with an impact resistance of 10J. Corrosion resistant non-loosening terminals, non-sparking lampholder (in compliance with CEI regulation of Committee 34). Captive gaskets in non-ageing elastomer fastened to a non-deformable rigid base.



## RINO-Ex SERIES

ATEX stainless steel-glass lighting fixtures with aluminium reflector and electromagnetic power supply 230V - 50/60 Hz - IP66



Lamp power (W)	Lampholders and lamps	Dimensions (mm)	Palazzoli Code	Pack Q.ty
2x18	G13 T8	600x200x100	820102EX	1
2x36	G13 T8	1300x200x100	820202EX	1

### Equipment:

ultra-polished aluminium reflector. M20 brass cable gland. Pair of hooks for pendant installation.

### Characteristics:

AISI 304 stainless steel body and hooks. Diffuser in tempered glass with an impact resistance of 10J. Corrosion resistant non-loosening terminals, non-sparking lampholder (in compliance with CEI regulation of Committee 34). Captive gaskets in non-ageing elastomer fastened to a non-deformable rigid base.



## RINO-Ex SERIES

ATEX stainless steel-glass lighting fixtures with aluminium reflector and electronic power supply - 230V - 50/60 Hz - IP66



Lamp power (W)	Lampholders and lamps	Dimensions (mm)	Palazzoli Code	Pack Q.ty
2x18	G13 T8	600x200x100	820132EX	1
2x36	G13 T8	1300x200x100	820232EX	1

### Equipment:

ultra-polished aluminium reflector. M20 brass cable gland. Pair of hooks for pendant installation.

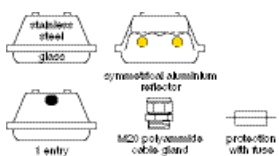
### Characteristics:

AISI 304 stainless steel body and hooks. Diffuser in tempered glass with an impact resistance of 10J. Corrosion resistant non-loosening terminals, non-sparking lampholder (in compliance with CEI regulation of Committee 34). Captive gaskets in non-ageing elastomer fastened to a non-deformable rigid base.



## RINO-Ex SERIES

ATEX stainless steel-glass lighting fixtures with aluminium reflector for emergency 230V - 50/60 Hz - IP66



Lamp power (W)	Lampholders and lamps	Dimensions (mm)	Palazzoli Code	Pack Q.ty
(1+1)x18	G13 T8	600x200x100	820111EX	1
(1+1)x36	G13 T8	1300x200x100	820211EX	1

### Equipment:

ultra-polished aluminium reflector. M20 brass cable gland. Pair of hooks for pendant installation.

### Characteristics:

permanent emergency wiring on a single lamp, Ni-Cd battery, inverter, 1h autonomy, 24h recharge with the possibility of inhibition. AISI 304 stainless steel body and hooks. Diffuser in tempered glass with an impact resistance of 10J. Corrosion resistant non-loosening terminals, non-sparking lampholder (in compliance with CEI regulation of Committee 34). Captive gaskets in non-ageing elastomer fastened to a non-deformable rigid base.

### Complementary Items:

accessories for pendant installation, on pole installation, ultra-polished aluminium reflectors, on page 102.

- All fittings exclude lamps.



## RINO SERIES

Pairs of hooks for pendant installation of painted stainless steel lighting fixtures

Manufactured material	Palazzoli Code	Pack Q.ty
AISI 304 stainless steel	820001	1

### Equipment:


lighting fixture washers and fixing nuts.



## RINO SERIES

Pair of swivelling supports for wall and ceiling installation of painted stainless steel lighting fixtures

Manufactured material	Rotating angle	Palazzoli Code	Pack Q.ty
AISI 304 stainless steel	± 75°	820000	1



## RINO SERIES

High output ultra-polished aluminium symmetrical reflectors

Manufactured material	For lighting fixtures (W)	Palazzoli Code	Pack Q.ty
aluminium	1x18 e 3x18	820002	1
aluminium	1x36 e 3x36	820003	1
aluminium	1x58 e 2x58	820008	1



## RINO SERIES

Pair of collars for installation on tube of painted stainless steel lighting fixtures

Manufactured material	Tube diameter ø (mm)	Palazzoli Code	Pack Q.ty
AISI 304 stainless steel	60	820006	1



# LEWDEN ELECTRICAL INDUSTRIES TERMS AND CONDITIONS OF SALE

## 1. General

Lewden (hereinafter called 'the Vendor') sells its products only upon the conditions set out below. No variation of these conditions will alter the contractual liability of the parties unless such variation is in writing signed by a duly authorised agent or employee of the Vendor.

## 2. Prices

a) Orders are accepted at the prices ruling at the date of dispatch of the goods.

b) A 'fixed price' quotation will be held for the time stated in the quotation but will apply only to the quantities and products quoted for.

## 3. Terms of Payment

a) Terms of payment as agreed shall be strictly adhered to and any settlement discounts agreed will only be allowed provided payment falls strictly within the agreed settlement period.

b) Overdue accounts are chargeable with interest compounded pro rata at the rate of 15% p.a. or at such other rate of interest as shall from time to time be announced by the Vendor and will be applied or otherwise as the Vendor in its absolute discretion thinks fit.

c) Notwithstanding any agreed payment terms all invoices shall become due and payable immediately default is made in respect of the due payment date of any invoice due.

d) Claims for deductions from invoices can only be entertained if they are made 10 days before the date due for the invoice to be paid.

## 4. Delivery

a) All delivery dates are approximate and the Vendor will make every effort to meet the delivery date indicated but in the event of delayed delivery the Vendor shall not be liable for any loss or damage of whatsoever nature arising thereof.

b) Each part delivery shall be considered a separate transaction which will not affect the rights or liabilities of either party as to the remaining deliveries

c) Non delivery or delayed delivery due to war, civil commotion, strikes, lockouts, machine breakdown, fire, force-majeure or any cause whatsoever beyond the Vendor's control will not involve liability on the part of the Vendor and the Vendor will be entitled at its option to cancel the order or any part thereof or to an extension of time for delivery corresponding to the duration of the event causing the delay.

## 5. Retention of Title

a) The legal ownership of any goods supplied by the Vendor to the Purchaser shall remain with the Vendor until the Purchaser shall have paid for them in full but the risk in the goods and all liability in respect of them shall pass to the Purchaser on delivery. b) Until the purchaser shall have paid for the goods in full the Purchaser shall store the goods so that they can be readily identified as the property and goods of the Vendor.

c) During the time that the goods remain the property of the Vendor as aforementioned, the Purchaser shall be entitled to sell the goods in the ordinary course of business provided that no Receiver shall have been appointed for the Purchaser or winding up or petition shall have been presented or winding up resolution passed in respect of the Purchaser.

d) The purchaser shall hold the net proceeds of sale or re-sale on trust for the Vendor until such time as the sums due to the Vendor have been paid in full.

e) If the Vendor's goods shall be processed or incorporated into other goods then the goods so produced shall be the property of the Vendor either solely or in such proportion to the cost price to the Purchaser of the goods supplied by the Vendor in the new goods or articles produced.

## 6. Indemnity

The Purchaser shall indemnify the Vendor against all damages, penalties, costs and expenses for which the Vendor may become liable as the result of any work done by the Vendor in accordance with the Purchaser's instructions or specifications which is an infringement of any Patent, Copyright or Registered Design.

## 7. Special Products

In the event of the Purchaser cancelling an order for goods made up specifically at the request of the Purchaser or comprising goods not normally stocked by the Vendor, the Purchaser shall pay upon cancellation the Vendor's price for such goods as are completed at cancellation and an equitable price for such goods as are in process at cancellation based upon the Vendor's costs, expenses and profit reasonably expected and incurred in processing or obtaining such goods in accordance with the degree of progress attained.

## 8. Cancellation of Orders

Orders accepted by us cannot be cancelled or modified except with our consent.

## 9. Purchaser's Conditions

In the event of customers' order forms containing printed conditions of purchase it is understood that such conditions are only binding as far as they are not at variance with the terms and conditions mentioned herein.

## 10. Damage or Loss in Transit

a) We shall replace goods lost or damaged in transit to the Purchaser provided we shall be notified of such damage or defect within 10 working days of delivery or in the case of loss, within 10 working days of the date of dispatch or receipt of the invoice but not otherwise.

b) The Vendor shall not be liable in respect of any claim in respect of loss or profit or any consequential loss by the Purchaser arising as a result of failure of goods to be delivered or not being delivered on time.



Argall Avenue  
London  
E10 7QD  
United Kingdom

Tel: +44 (0)20 8539 0237 UK Sales  
+44 (0)20 8988 7787 Export Sales

Fax: +44 (0)20 8558 2718 UK Sales  
+44 (0)20 8558 2001 Export Sales

Email: [sales@lewden.co.uk](mailto:sales@lewden.co.uk) • Web: [www.lewden.com](http://www.lewden.com)