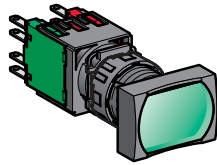


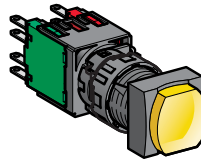
**Description**

The Ø 16 range of double insulated control and signalling units comprises:


**Complete units**  
XB6 pushbuttons,  
switches and pilot lights



XB6 D with rectangular head

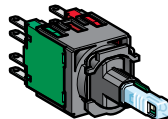


XB6 C with square head



XB6 A with circular head

**Sub-assemblies for user assembly**  
ZB6 pushbuttons,  
switches and pilot lights  
Body + head sub-assemblies



ZB6 D with rectangular head



ZB6 C with square head



ZB6 A with circular head

**ZB component parts and accessories**

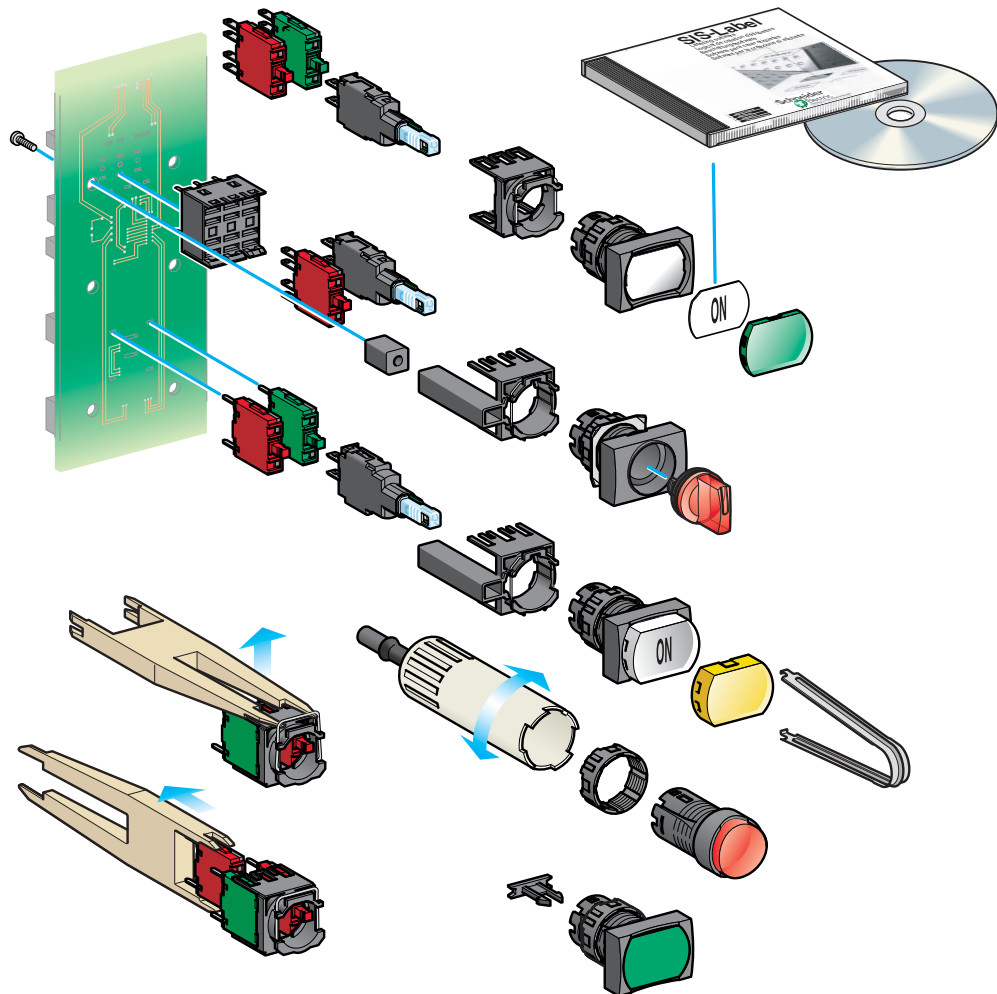
Any of the pushbuttons, switches or pilot lights in the range may be adapted by replacing certain component parts, such as:

**For heads**

- Caps or lenses
- Legends
  - Pre-printed legends
  - Special legends produced using labelling software
- Link enabling operation of the 3<sup>rd</sup> contact (cannot be fitted on illuminated pushbuttons)

**For bodies**

- LED, incandescent and neon bulbs
- N/C or N/O contact blocks, max. 3 contacts per block, with Faston connector or for printed circuit board
- Silver or gold flashed N/C or N/O contact blocks



**Schematic library**

**Contact functions (pushbuttons and Emergency stop pushbuttons)**



Pushbutton  
N/O contact



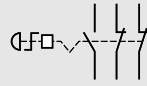
Latching pushbutton  
N/O contact



Pushbutton  
N/C contact



Mushroom head spring return  
N/O contact

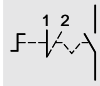


Mushroom head Emergency stop  
Turn to release, trigger action  
N/O + 2 N/C contacts



Mushroom head Emergency stop  
Turn to release, trigger action key  
release  
N/O + 2 N/C contacts

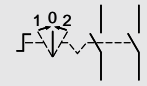
**Contact functions (selector switches)**



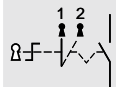
Selector switch  
2-position stay put  
N/O contact



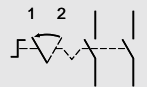
Selector switch  
3-position stay put  
N/O + N/C contacts



Selector switch  
3-position  
2 spring return to centre  
N/O + 2 N/C contacts



Selector switch  
2-position stay put,  
key withdrawal from both positions  
N/O contact



Selector switch  
2-position stay put  
N/O + N/O contacts

**Signalling functions**



Incandescent or neon pilot light

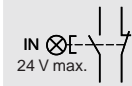


230 V neon pilot light

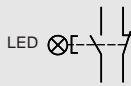


LED

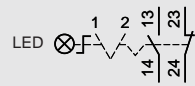
**Combined functions, contact + signalling (pushbuttons and selector switches)**



Illuminated pushbutton  
BA 9s incandescent bulb  
N/O + N/C contacts



Illuminated pushbutton with LED  
N/O + N/C contacts



Illuminated selector switch  
2-position stay put with LED  
N/O + N/C contacts


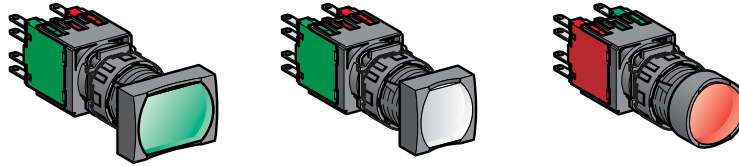
**Complete units**

**Combined functions (contact + signalling)**

**Illuminated pushbuttons**

**Illuminated pushbuttons with rectangular, square or circular head**

**Head colours**



**Protected LED**

**Flush push with integral LED, spring return**

**XB6 DW●●●●**  
page 35077/2

**XB6 CW●●●●**  
page 35077/2

**XB6 AW●●●●**  
page 35077/2


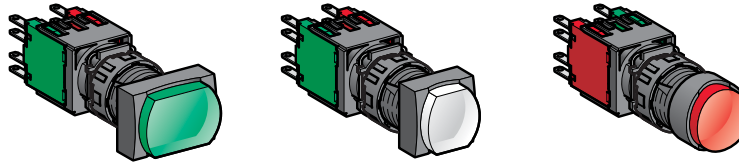
**Protected LED**

**Flush push with integral LED, latching**

**XB6 DF●●●●**  
page 35077/4

**XB6 CF●●●●**  
page 35077/4

**XB6 AF●●●●**  
page 35077/2



**Protected LED**

**Projecting push with integral LED, spring return**

**XB6 DE●●●●**  
page 35077/2

**XB6 CE●●●●**  
page 35077/2


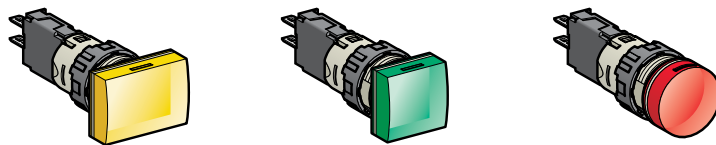
**XB6 AE●●●●**  
page 35077/2

**Signalling functions**

**Pilot lights**

**Pilot lights with rectangular, square or circular head**

**Head colours**



**Protected LED**

**With integral LED**

**XB6 DV●●●●**  
page 35077/5


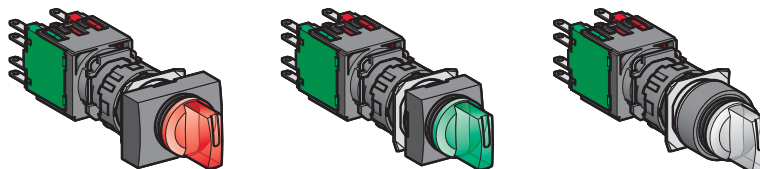
**XB6 CV●●●●**  
page 35077/5

**XB6 AV●●●●**  
page 35077/5

**Illuminated selector switches**

**Illuminated selector switches with rectangular, square or circular head**

**Head colours**



**With integral LED**

**XB6 DK●●●●●●**  
page 35077/11

**XB6 CK●●●●●●**  
page 35077/11

**XB6 AK●●●●●●**  
page 35077/11


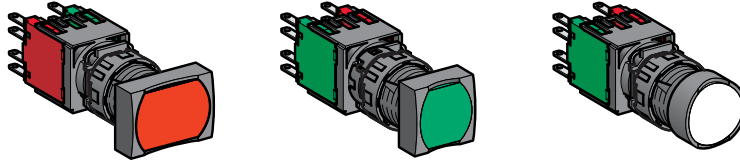
**Complete units  
(continued)**

**Contact functions**

Pushbuttons,  
spring return

Pushbuttons with rectangular, square or circular head

Head colours

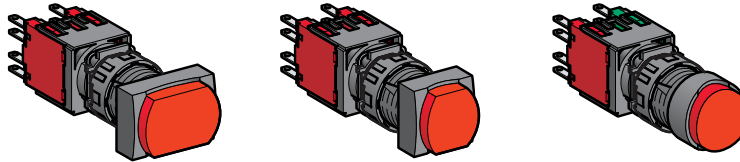


Flush push

XB6 DA●●●  
page 35077/6

XB6 CA●●●  
page 35077/6

XB6 AA●●●  
page 35077/6


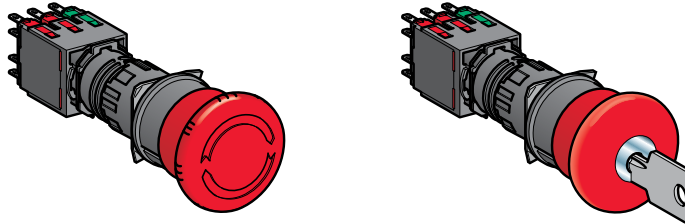


Projecting push

XB6 DL42B  
page 35077/6

XB6 CL42B  
page 35077/6

XB6 AL42B  
page 35077/6



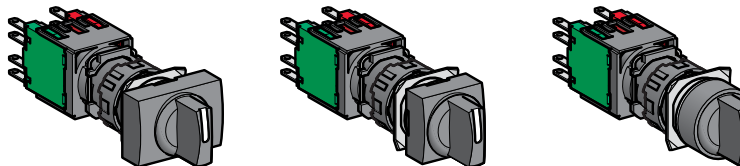
Mushroom head,  
Emergency stop,  
latching and trigger  
action, Ø 30 pushbuttons

Turn to release (EN/ISO 13850: 2006)

XB6 AS8349B  
page 35077/8

Key release (EN/ISO 13850: 2006)

XB6 AS9349B  
page 35077/8



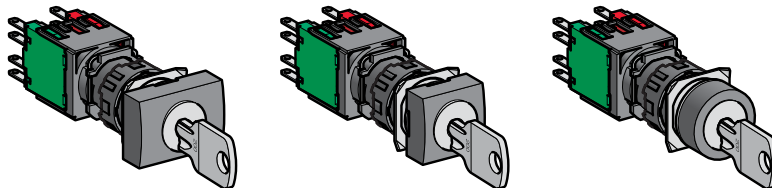
Selector switches  
and key switches

Standard handle operator

XB6 DD●●●  
page 35077/9

XB6 CD●●●  
page 35077/9

XB6 AD●●●  
page 35077/9



Key switches

XB6 DG●●●  
page 35077/13

XB6 CG●●●  
page 35077/13

XB6 AG●●●  
page 35077/13

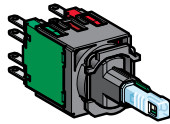
## Illuminated units for user assembly

For illuminated pushbuttons and selector switches



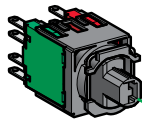
### Body sub-assemblies

With integral LED



Faston  
ZB6 ZB●●B  
page 35077/16

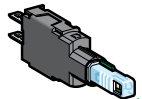
Direct supply for incandescent bulb



Faston  
ZB6 ZH●●B  
page 35077/16

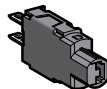
### Body sub-assemblies

With integral LED



Faston  
ZB6 E●●B  
page 35077/17

Direct supply for incandescent bulb or with resistor



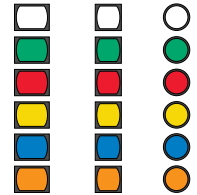
Faston  
ZB6 E●0B  
page 35077/17

References:  
page 35077/2

## Combined functions (contact + signalling)

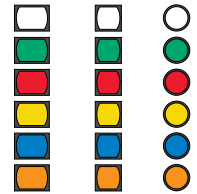
### Head sub-assemblies, rectangular, square or circular

### Head colours

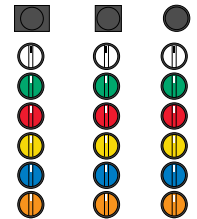


Flush push, spring return  
ZB6 DW● ZB6 CW● ZB6 AW●  
page 35077/3 page 35077/3 page 35077/3

Flush push, latching  
ZB6 DF●●B ZB6 CF●●B ZB6 AF●●B  
page 35077/4 page 35077/4 page 35077/4



Projecting push, spring return  
ZB6 DE● ZB6 CE● ZB6 AE●  
page 35077/3 page 35077/3 page 35077/3



Without handle  
ZB6 DD● ZB6 CD● ZB6 AD●  
page 35077/12 page 35077/12 page 35077/12

## Signalling functions

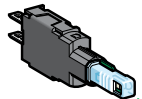
### Body sub-assemblies

### Head sub-assemblies, rectangular, square or circular

### Head colours

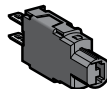
For pilot lights

With integral LED

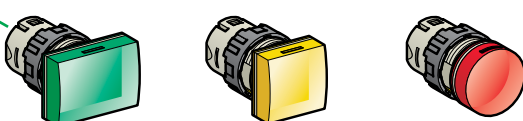


Faston  
ZB6 E●●B  
page 35077/17

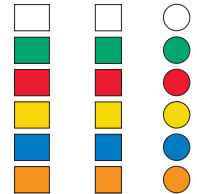
Direct supply for incandescent bulb or with resistor



Faston  
ZB6 E●0B  
page 35077/17



ZB6 DV● ZB6 CV● ZB6 AV●  
page 35077/5 page 35077/5 page 35077/5



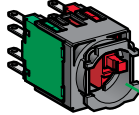
**Non illuminated units for user assembly**

**Contact functions**

**For pushbuttons**

**Body sub-assemblies**

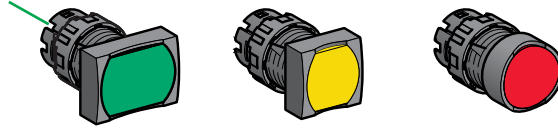
Direct supply for incandescent bulb



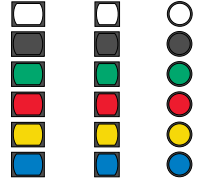
Faston

ZB6 Z●B  
page 35077/16

**Head sub-assemblies, rectangular, square or circular**



**Head colours**



Flush push, spring return

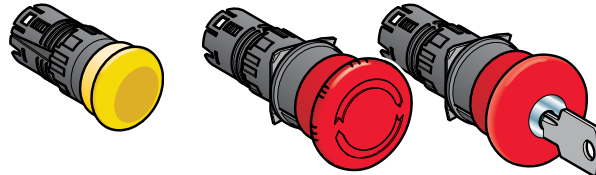
ZB6 DA●  
page 35077/7

ZB6 CA●  
page 35077/7

ZB6 AA●  
page 35077/7



**For mushroom head pushbuttons and Emergency stop heads**



Spring return Ø 24

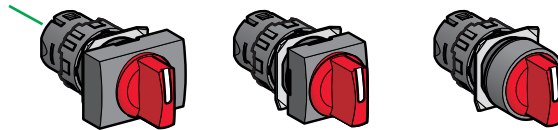
ZB6 AC●  
page 35077/7

Latching, trigger action Ø 30 (EN/ISO 13850: 2006)

Turn to release  
ZB6 AS834  
page 35077/8

Key release  
ZB6 AS934  
page 35077/8

**For selector switches and key switches**

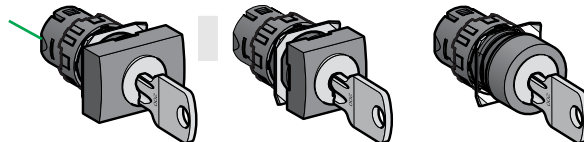


Standard handle operator

ZB6 DD●●  
page 35077/10

ZB6 CD●●  
page 35077/10

ZB6 AD●●  
page 35077/10



Key switches

ZB6 DG●●  
page 35077/13

ZB6 CG●●  
page 35077/14

ZB6 AG●●  
page 35077/15