


Double and triple-headed pushbuttons Harmony

Catalogue

February 2009





Gain in selection, simplicity and robustness

World leader in control and signalling components, Schneider Electric continues its policy of innovation within the Harmony ranges in order to perfect the efficiency of your dialogue solutions.

Intended for simple applications, the new double and triple-headed pushbuttons are characterised by extreme robustness, groomed ergonomics and maximum installation simplicity..

Contents

Product advantages	p2
Selection guide	p3
References - Harmony XB4, metal bezel	p4
References - Harmony XB5, plastic bezel	p6
Characteristics and dimensions - Harmony XB4, metal bezel	p8
Characteristics and dimensions - Harmony XB5, plastic bezel	p9
Substitution table (new/old range)	p10

Make the most of your energy



> Find the solution whatever your application

Complete offer

- Double-headed, double-headed + pilot light, triple-headed pushbutton versions
 - Plastic and metal bezel ranges
 - Maximum flexibility with both complete products and sub-assemblies for customer assembly
 - Wide choice of pushbutton caps (colours, markings) to meet all your requirements
- ● ● ● ● ● ● ●

Customisation

- Customise the pushbutton by selecting caps with appropriate markings for your specific applications



100%

worldwide availability

> Gain in space and simplicity

Gain space on your control panels

- Up to 3 functions combined in a single product

Simplicity and speed of installation

- Only one Ø 22 mm hole required for installing a product with up to 3 functions
- Only one installer required: self-maintaining head in its cut-out
- Fitting and removal of silicone boots without removing the pushbutton (protection against splashing etc.)



66%

savings in time for installation of 3-function product

> Opt for robust and safe products

Tested and certified performance

- 1 million operations
- Operation guaranteed down to -25°C as standard
- Clear, easy to read pushbutton cap markings that are tamperproof due to use of double injection moulding
- High luminosity LED for versions with pilot light

**IP66/
IP69K**

High degree of protection as standard (without boot)

Conformity to the most demanding standards

- EN/IEC 60947-1, EN/IEC 60947-5-1
- EN/IEC 60947-5-4
- UL 508, CSA, C22-2 n°14
- This product is manufactured in conformity with the European RoHS (Restriction of Hazardous Substances) directive

**100 %
RoHS**

Schneider Electric commits itself to reducing the environmental impact of its products

> Guide de choix

	2 flush pushes	Double-headed pushbutton (XB4/XB5 ranges)	Double-headed pushbutton + 1 clear central pilot light (XB4/XB5 ranges)	Triple-headed pushbutton (XB4/XB5 ranges)
Heads only, with caps				
Heads only, without caps (for customisation)				
Complete products				
1 flush push and 1 projecting push				
Heads only, with caps				
Complete products				

Control and signalling units Ø 22

Harmony® XB4 metal

Multiple-headed pushbuttons, spring return



XB4 BL73415



ZB4 BA7121



ZB4 BL7341



XB4 BW73731●5



ZB4 BW7A1721



ZB4 BW7A3741

Double-headed pushbuttons ⁽¹⁾						
Screw clamp terminal connections (Schneider Electric anti-retightening system)						
Shape of head	Description	Type of contact		Colour and marking of caps ⁽²⁾	Reference	Weight
						kg
		N/O	N/C			

Complete units						
	2 pushes (1 flush black + 1 projecting red)	1	1	White "I" on green background White "0" on red background	XB4 BL73415	0.116

Heads only						
	2 flush black pushes			White background + black background, unmarked	ZB4 BA7120	0.056
				Black "I" on white background White "0" on black background	ZB4 BA7121	0.056
				Green background + red background, unmarked	ZB4 BA7340	0.056
				White "I" on green background White "0" on red background	ZB4 BA7341	0.056
				Without cap ⁽³⁾	ZB4 BA79	0.056

	1 flush black push 1 projecting red push			Green background + red background, unmarked	ZB4 BL7340	0.056
				White "I" on green background White "0" on red background	ZB4 BL7341	0.056

Double-headed pushbuttons + 1 white central pilot light block ⁽¹⁾							
Screw clamp terminal connections (Schneider Electric anti-retightening system)							
Shape of head	Description	Type of contact		Colour and marking of caps ⁽²⁾	Pilot light voltage	Reference	Weight
					V		kg
		N/O	N/C				

Complete units							
	1 flush black push 1 projecting red push 1 white central pilot light block	1	1	White "I" on green background White "0" on red background	24	XB4 BW73731B5	0.130
					120	XB4 BW73731G5	0.130
					240	XB4 BW73731M5	0.130

Heads only ⁽⁵⁾							
	2 flush black pushes 1 clear central pilot light ⁽⁴⁾			White background + black background, unmarked		ZB4 BW7A1720	0.056
				Black "I" on white background White "0" on black background		ZB4 BW7A1721	0.056
				Green background + red background, unmarked		ZB4 BW7A3740	0.056
				White "I" on green background White "0" on red background		ZB4 BW7A3741	0.056
				Black "▲" on white background White "⊕" on black background		ZB4 BW7A1724	0.056
				Black "+" on white background Black "-" on white background		ZB4 BW7A1715	0.056
				Without cap ⁽³⁾		ZB4 BW7A9	0.056

	1 flush black push 1 projecting red push 1 clear central pilot light ⁽⁴⁾			Green background + red background, unmarked		ZB4 BW7L3740	0.056
				White "I" on green background White "0" on red background		ZB4 BW7L3741	0.056

Heads with black metal bezel

To order, add the suffix 7 to the references selected above. Example: **ZB4 BA7120** becomes **ZB4 BA71207**.

(1) Recommended maximum number of contacts constituting the body (fixing collar + contact) associated with the head, please consult our website www.schneider-electric.com.

(2) These caps are fitted by Schneider Electric and cannot be removed (risk of damage).

(3) Caps to be ordered separately: see page opposite.

(4) Colour of centrally positioned pilot light determined by the colour of the LED incorporated in the body sub-assembly.

(5) Only for use with bodies comprising a light source with integral LED.

Control and signalling units Ø 22

Harmony® XB4 metal

Multiple-headed pushbuttons, spring return



XB4 BA731327



ZB4 BA73133



ZB4 BA71124



ZBA 7235



ZBA 7331



ZBA 7432



ZBA 709

Triple-headed pushbuttons (1) (2)

Screw clamp terminal connections (Schneider Electric anti-retightening system)

Shape of head	Description	Type of contact			Colour and marking of caps (3)	Reference	Weight
							kg
		N/O	N/C	N/O			

Complete units

	2 flush black pushes + 1 central projecting red push marked "Stop" in white	1	1	1	White "I" on green background White "II" on green background	XB4 BA731327	0.128
	2 flush black pushes + 1 central projecting red push marked "Stop" in white				Black "→" on white background White "←" on black background	XB4 BA711237	0.128

Heads only

	2 flush black pushes + 1 central projecting red push marked "Stop" in white	White "I" on green background White "II" on green background	ZB4 BA73132	0.056
	2 flush black pushes + 1 central projecting red push marked "Stop" in white	White "←" on green background White "→" on green background	ZB4 BA73133	0.056
	2 flush black pushes + 1 central projecting red push marked "Stop" in white	White "↑" on green background White "↓" on green background	ZB4 AA73134	0.056
	2 flush black pushes + 1 central projecting red push marked "Stop" in white	White "+" on green background White "-" on green background	ZB4 BA73135	0.056
	2 flush black pushes + 1 central projecting red push marked "Stop" in white	Black "+" on white background Black "-" on white background	ZB4 BA71115	0.056
	2 flush black pushes + 1 central projecting red push marked "Stop" in white	Black "→" on white background White "←" on black background	ZB4 BA71123	0.056
	2 flush black pushes + 1 central projecting red push marked "Stop" in white	Black "↑" on white background White "↓" on black background	ZB4 BA71124	0.056
	2 flush black pushes + 1 central projecting red push marked "Stop" in white	White "↑" on black background White "↓" on black background	ZB4 BA72124	0.056
	2 flush black pushes + 1 central projecting red push marked "Stop" in white	Without cap (4)	ZB4 BA791	0.056

Specific accessories for multiple-headed pushbuttons

Description	Background colour	Marking	Sold in lots of	Reference	Weight kg
Caps only for clip-on mounting on double or triple-headed pushbuttons (5)	White	Unmarked	10	ZBA 71	0.010
		"I" black	10	ZBA 7131	0.010
		"→" black	10	ZBA 7134	0.010
		"+" black	10	ZBA 7138	0.010
	Black	Unmarked	10	ZBA 72	0.010
		"O" white	10	ZBA 7232	0.010
		"+" white	10	ZBA 7233	0.010
		"→" white	10	ZBA 7235	0.010
	Green	Unmarked	10	ZBA 73	0.010
		"I" white	10	ZBA 7331	0.010
		"+" white	10	ZBA 7333	0.010
		"↑" white	10	ZBA 7335	0.010
Red	Unmarked	10	ZBA 74	0.010	
	"O" white	10	ZBA 7432	0.010	
Yellow	Unmarked	10	ZBA 75	0.010	
	Blue	Unmarked	10	ZBA 76	0.010
Clear silicone boots (6)	For 2 flush pushes	–	10	ZBA 708	0.055
	For 3 pushes	–	10	ZBA 709	0.055
	For 1 flush push + 1 projecting push	–	10	ZBA 710	0.055

Heads with black metal bezel

To order, add the suffix **7** to the references selected above.

Example: **ZB4 BA73132** becomes **ZB4 BA731327**.

(1) Recommended maximum number of contacts constituting the body (fixing collar + contact) associated with the head, please consult our website www.schneider-electric.com.

(2) Not compatible with high power switching contacts and contacts for printed circuit board.

(3) These caps are fitted by Schneider Electric and cannot be removed (risk of damage).

(4) Caps to be ordered separately: see accessories on this page.

(5) Can be clipped-in at 90° steps, through 360°.

(6) Can be replaced without dismantling the head.

Control and signalling units Ø 22

Harmony® XB5 plastic

Multiple-headed pushbuttons, spring return



Double-headed pushbuttons ⁽¹⁾						
Screw clamp terminal connections (Schneider Electric anti-retightening system)						
Shape of head	Description	Type of contact		Colour and marking of caps ⁽²⁾	Reference	Weight
						kg
		N/O	N/C			

Complete units						
	2 pushes (1 flush black + 1 projecting red)	1	1	White "I" on green background White "0" on red background	XB5 AL73415	0.053

Heads only						
	2 flush black pushes			White background + black background, unmarked	ZB5 AA7120	0.023
				Black "I" on white background White "0" on black background	ZB5 AA7121	0.023
				Green background + red background, unmarked	ZB5 AA7340	0.023
				White "I" on green background White "0" on red background	ZB5 AA7341	0.023
				Without cap ⁽³⁾	ZB5 AA79	0.023

	1 flush black push 1 projecting red push			Green background + red background, unmarked	ZB5 AL7340	0.023
				White "I" on green background White "0" on red background	ZB5 AL7341	0.023

Double-headed pushbuttons + 1 white central pilot light block ⁽¹⁾							
Screw clamp terminal connections (Schneider Electric anti-retightening system)							
Shape of head	Description	Type of contact		Colour and marking of caps ⁽²⁾	Pilot light voltage	Reference	Weight
					V		kg
		N/O	N/C				

Complete units							
	1 flush black push 1 projecting red push 1 white central pilot light block	1	1	White "I" on green background White "0" on red background	24	XB5 AW73731B5	0.066
					120	XB5 AW73731G5	0.066
					240	XB5 AW73731M5	0.066

Heads only ⁽⁵⁾							
	2 flush black pushes 1 clear central pilot light ⁽⁴⁾			White background + black background, unmarked		ZB5 AW7A1720	0.023
				Black "I" on white background White "0" on black background		ZB5 AW7A1721	0.023
				Green background + red background, unmarked		ZB5 AW7A3740	0.023
				White "I" on green background White "0" on red background		ZB5 AW7A3741	0.023
				Black "I" on white background White "0" on black background		ZB5 AW7A1724	0.023
				Black "+" on white background Black "-" on white background		ZB5 AW7A1715	0.023
				Without cap ⁽³⁾		ZB5 AW7A9	0.023

	1 flush black push 1 projecting red push 1 clear central pilot light ⁽⁴⁾			Green background + red background, unmarked		ZB5 AW7L3740	0.023
				White "I" on green background White "0" on red background		ZB5 AW7L3741	0.023

(1) Recommended maximum number of contacts constituting the body (fixing collar + contact) associated with the head, please consult our website www.schneider-electric.com.

(2) These caps are fitted by Schneider Electric and cannot be removed (risk of damage).

(3) Caps to be ordered separately: see page opposite.

(4) Colour of centrally positioned pilot light determined by the colour of the LED incorporated in the body sub-assembly.

(5) Only for use with bodies comprising a light source with integral LED.

Control and signalling units Ø 22

Harmony® XB5 plastic

Multiple-headed pushbuttons, spring return



XB5 AA731327



ZB5 AA73133



ZB5 AA71124



ZBA 7235



ZBA 7331



ZBA 7432



ZBA 709

Triple-headed pushbuttons (1) (2)

Screw clamp terminal connections (Schneider Electric anti-retightening system)

Shape of head	Description	Type of contact			Colour and marking of caps (3)	Reference	Weight
							kg
		N/O	N/C	N/O			

Complete units

	2 flush black pushes + 1 central projecting red push marked "Stop" in white	1	1	1	White "I" on green background White "II" on green background	XB5 AA731327	0.063
					Black "→" on white background White "←" on black background	XB5 AA711237	0.063

Heads only

	2 flush black pushes + 1 central projecting red push marked "Stop" in white				White "I" on green background White "II" on green background	ZB5 AA73132	0.023
					White "←" on green background White "→" on green background	ZB5 AA73133	0.023
					White "↑" on green background White "↓" on green background	ZB5 AA73134	0.023
					White "+" on green background White "-" on green background	ZB5 AA73135	0.023
					Black "+" on white background Black "-" on white background	ZB5 AA71115	0.023
					Black "→" on white background White "←" on black background	ZB5 AA71123	0.023
					Black "↑" on white background White "↓" on black background	ZB5 AA71124	0.023
					White "↑" on black background White "↓" on black background	ZB5 AA72124	0.023
					Without cap (4)	ZB5 AA791	0.023

Specific accessories for multiple-headed pushbuttons

Description	Background colour	Marking	Sold in lots of	Reference	Weight	
Caps only for clip-on mounting on double or triple-headed pushbuttons (5)	White	Unmarked	10	ZBA 71	0.010	
		"I" black	10	ZBA 7131	0.010	
		"↑" black	10	ZBA 7134	0.010	
		"+" black	10	ZBA 7138	0.010	
	Black	Unmarked	10	ZBA 72	0.010	
		"O" white	10	ZBA 7232	0.010	
		"+" white	10	ZBA 7233	0.010	
		"↓" white	10	ZBA 7235	0.010	
			"I" white	10	ZBA 7237	0.010
	Green	Unmarked	10	ZBA 73	0.010	
		"I" white	10	ZBA 7331	0.010	
		"+" white	10	ZBA 7333	0.010	
"↑" white		10	ZBA 7335	0.010		
		"II" white	10	ZBA 7336	0.010	
Red	Unmarked	10	ZBA 74	0.010		
	"O" white	10	ZBA 7432	0.010		
Yellow	Unmarked	10	ZBA 75	0.010		
	Unmarked	10	ZBA 76	0.010		
Clear silicone boots (6)	For 2 flush pushes	–	10	ZBA 708	0.055	
	For 3 pushes	–	10	ZBA 709	0.055	
	For 1 flush push + 1 projecting push	–	10	ZBA 710	0.055	

(1) Recommended maximum number of contacts constituting the body (fixing collar + contact) associated with the head, please consult our website www.schneider-electric.com.

(2) Not compatible with high power switching contacts and contacts for printed circuit board.

(3) These caps are fitted by Schneider Electric and cannot be removed (risk of damage).

(4) Caps to be ordered separately: see accessories on this page.

(5) Can be clipped-in at 90° steps, through 360°.

(6) Can be replaced without dismantling the head.

Characteristics (1)

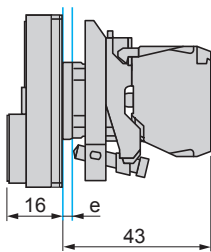
Protective treatment standard version			"TH" treatment
Ambient air temperature around the device	Storage	°C	- 40...+ 70
	Operation	°C	- 25...+ 70: LED and neon bulb versions
Electric shock protection	According to IEC 61140		Class I
Degree of protection	Conforming to IEC 60529		IP 66, IP 69 K
	Conforming to NEMA		NEMA type 4X and 13, unless otherwise stated
Mechanical shock protection	Conforming to IEC 50102		IK 06
Conforming to standards			EN/IEC 60947-1, EN/IEC 60947-5-1, EN/IEC 60947-5-4, EN/IEC 60947-5-5, UL 508, CSA C22-2 n° 14
Mechanical durability			1 million of operating cycles

(1) For other technical characteristics, please consult "Control and signalling components" catalogue.

Dimensions

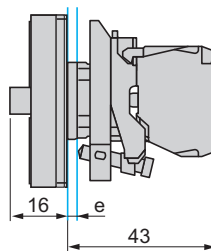
Multiple-headed pushbuttons (double or triple), spring return

XB4 BL73415, XB4 BW73731●5



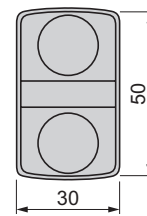
e: clamping thickness:
1 to 6 mm

XB4 BA731327, XB4 BA711237



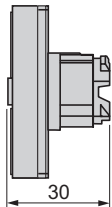
e: clamping thickness:
1 to 6 mm

Common face view

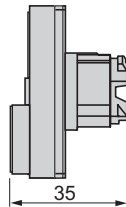


Heads for double-headed, spring return pushbuttons

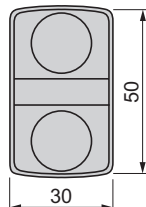
ZB4 BA712●,
ZB4 BA734●,
ZB4 BA79



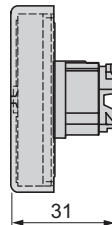
ZB4 BL734●



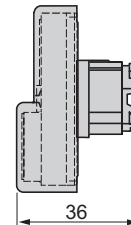
Common face view



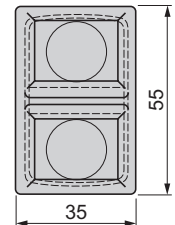
ZB4 BA712●,
ZB4 BA734●,
ZB4 BA79
+ boot ZBA 708



ZB4 BL734●
+ boot ZBA 710

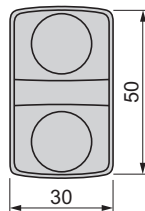
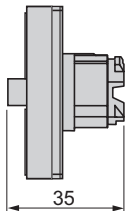


Common face view

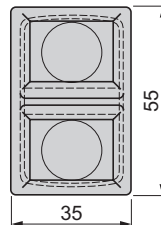
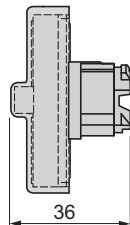


Heads for triple-headed, spring return pushbuttons

ZB4 BA7313●, ZB4 BA711●●,
ZB4 BA72124, ZB4 BA791

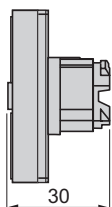


ZB4 BA7313●, ZB4 BA711●●, ZB4 BA72124,
ZB4 BA791 + boot ZBA 709

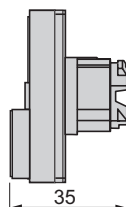


Heads for double-headed pushbuttons + central pilot light

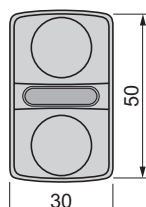
ZB4 BW7A374●,
ZB4 BW7A17●●,
ZB4 BW7A9



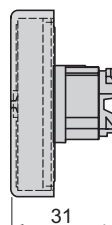
ZB4 BW7L374●



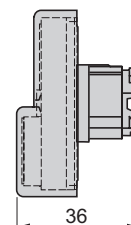
Common face view



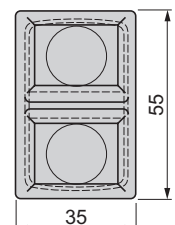
ZB4 BW7A374●,
ZB4 BW7A17●●,
ZB4 BW7A9
+ boot ZBA 708



ZB4 BW7L374●
+ boot ZBA 710



Common face view



Characteristics (1)

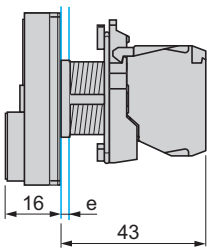
Protective treatment standard version			"TH" treatment
Ambient air temperature around the device	Storage	°C	- 40...+ 70
	Operation	°C	- 25...+ 70: LED and neon bulb versions
Electric shock protection	Conforming to IEC 61140		Class I
Degree of protection	Conforming to IEC 60529		IP 66, IP 69 K
	Conforming to NEMA		NEMA type 4X and 13, unless otherwise stated
Conforming to standards			EN/IEC 60947-1, EN/IEC 60947-5-1, EN/IEC 60947-5-4, EN/IEC 60947-5-5, UL 508, CSA C22-2 n° 14
Mechanical durability			1 million of operating cycles

(1) For other technical characteristics, please consult "Control and signalling components" catalogue.

Dimensions

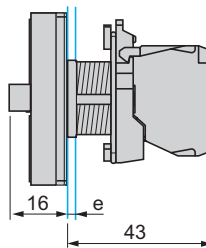
Multiple-headed pushbuttons (double or triple), spring return

XB5 AL73415, XB5 AW73731●5



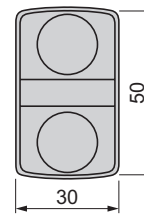
e: clamping thickness:
1 to 6 mm

XB5 AA731327, XB5 AA711237



e: clamping thickness:
1 to 6 mm

Common face view



Heads for double-headed, spring return pushbuttons

ZB5 AA712●,
ZB5 AA734●,
ZB5 AA79

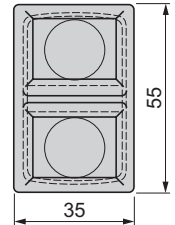
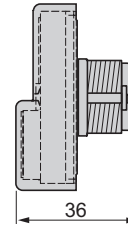
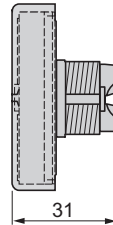
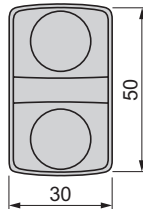
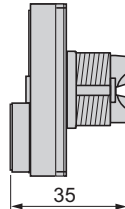
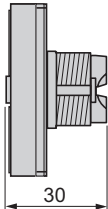
ZB5 AL734●

Common face view

ZB5 AA712●,
ZB5 AA734●,
ZB5 AA79
+ boot ZBA 708

ZB5 AL734●
+ boot ZBA 710

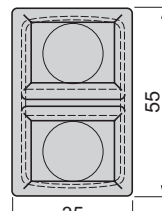
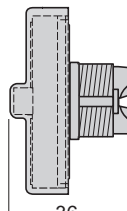
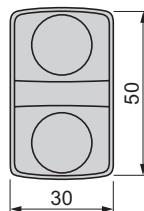
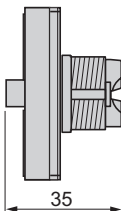
Common face view



Heads for triple-headed, spring return pushbuttons

ZB5 AA7313●, ZB5 AA711●●,
ZB5 AA72124, ZB5 AA791

ZB5 AA7313●, ZB5 AA711●●, ZB5 AA72124,
ZB5 AA791 + boot ZBA 709



Heads for double-headed pushbuttons + central pilot light

ZB5 AW7A374●,
ZB5 AW7A17●●,
ZB5 AW7A9

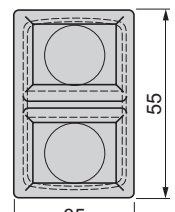
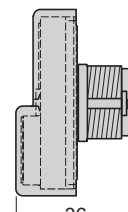
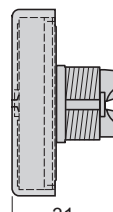
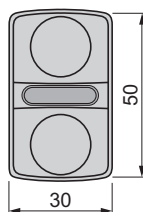
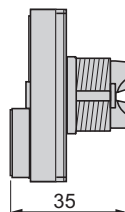
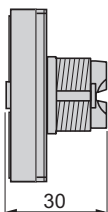
ZB5 AW7L374●

Common face view


ZB5 AW7A374●,
ZB5 AW7A17●●,
ZB5 AW7A9
+ boot ZBA 708


ZB5 AW7L374●
+ boot ZBA 710

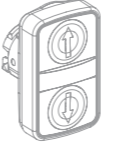
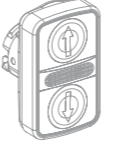


Common face view



> Substitution table

Product type	Old version	New version IP66 only	Notes
Plastic head Double-headed pushbutton 	ZB5 AA8112	ZB5 AA7120	
	ZB5 AA8212	ZB5 AA7121	
	ZB5 AA8134	ZB5 AA7340	
	ZB5 AA8234	ZB5 AA7341	
	ZB5 AL8334	ZB5 AL7340	
	ZB5 AL8434	ZB5 AL7341	
	ZB5 AL8312		equivalent: ZB5AL7340 or ZB5AA7120
	ZB5 AL8412		equivalent: ZB5AL7341 or ZB5AA7121
		ZB5 AA79	new function
	ZB5 AA9112	ZB5 AA7120	
	ZB5 AA9212	ZB5 AA7121	
	ZB5 AA9134	ZB5 AA7340	
	ZB5 AA9234	ZB5 AA7341	
	ZB5 AL9334	ZB5 AL7340	
	ZB5 AL9434	ZB5 AL7341	
	ZB5 AL9312		equivalent: ZB5AL7340 or ZB5AA7120
	ZB5 AL9412		equivalent: ZB5AL7341 or ZB5AA7121
		ZB5 AA79	new function
Plastic head Double-headed pushbutton + central pilot light 	ZB5 AW811723	ZB5 AW7A1720	
	ZB5 AW821723	ZB5 AW7A1721	
	ZB5 AW813743	ZB5 AW7A3740	
	ZB5 AW823743	ZB5 AW7A3741	
	ZB5 AW812743		equivalent: ZB5AW7A3740
	ZB5 AW822743		equivalent: ZB5AW7A3741
	ZB5 AW833743	ZB5 AW7L3740	
	ZB5 AW843743	ZB5 AW7L3741	
	ZB5 AW831723		equivalent: ZB5AW7L3740 or ZB5AW7A1720
	ZB5 AW841723		equivalent: ZB5AW7L3741 or ZB5AW7A1721
	ZB5 AW832743		equivalent: ZB5AW7L3740
	ZB5 AW842743		equivalent: ZB5AW7L3741
	ZB5 AW7A1724	new function	
	ZB5 AW7A1715	new function	
	ZB5 AW7A9	new function	
Plastic head Triple-headed pushbutton 		ZB5 AA73132	new function
		ZB5 AA73133	new function
		ZB5 AA73134	new function
		ZB5 AA73135	new function
		ZB5 AA71115	new function
		ZB5 AA71123	new function
		ZB5 AA71124	new function
		ZB5 AA72124	new function
	ZB5 AA791	new function	
Complete plastic bezel product 	XB5 AL845	XB5 AL73415	version IP66
		XB5 AA731327	new function
		XB5 AA711237	new function
	XB5 AW84B5	XB5 AW73731B5	
	XB5 AW84G5	XB5 AW73731G5	
	XB5 AW84M5	XB5 AW73731M5	
	XB5 AL945	XB5 AL73415	

Product type	Old version	New version	Notes
Silicone boot 	ZBW008	ZBA710	
	ZBW008F	ZBA708	
	ZBW008W	ZBA708	
		ZBA709	new function

Product type	Old version	New version IP66 only	Notes
Metal head Double-headed pushbutton 	ZB4 BA8112	ZB4 BA7120	
	ZB4 BA8212	ZB4 BA7121	
	ZB4 BA8134	ZB4 BA7340	
	ZB4 BA8234	ZB4 BA7341	
	ZB4 BL8334	ZB4 BL7340	
	ZB4 BL8434	ZB4 BL7341	
	ZB4 BL8312		equivalent: ZB4BL7340 or ZB4BA7120
	ZB4 BL8412		equivalent: ZB4BL7341 or ZB4BA7121
		ZB4 BA79	new function
	ZB4 BA9112	ZB4 BA7120	
	ZB4 BA9212	ZB4 BA7121	
	ZB4 BA9134	ZB4 BA7340	
	ZB4 BA9234	ZB4 BA7341	
	ZB4 BL9334	ZB4 BL7340	
	ZB4 BL9434	ZB4 BL7341	
	ZB4 BL9312		equivalent: ZB4BL7340 or ZB4BA7120
	ZB4 BL9412		equivalent: ZB4BL7341 or ZB4BA7121
		ZB4 BA79	new function
Metal head Double-headed pushbutton + central pilot light 	ZB4 BW811723	ZB4 BW7A1720	
	ZB4 BW821723	ZB4 BW7A1721	
	ZB4 BW813743	ZB4 BW7A3740	
	ZB4 BW823743	ZB4 BW7A3741	
	ZB4 BW812743		equivalent: ZB4BW7A3740
	ZB4 BW822743		equivalent: ZB4BW7A3741
	ZB4 BW833743	ZB4 BW7L3740	
	ZB4 BW843743	ZB4 BW7L3741	
	ZB4 BW831723		equivalent: ZB4 BW7L3740 or ZB4 BW7A1720
	ZB4 BW841723		equivalent: ZB4 BW7L3741 or ZB4 BW7A1721
	ZB4 BW832743		equivalent: ZB4BW7L3740
	ZB4 BW842743		equivalent: ZB4 BW7L3741
	ZB4 BW7A1724	new function	
	ZB4 BW7A1715	new function	
	ZB4 BW7A9	new function	
Metal head Triple-headed pushbutton 		ZB4 BA73132	new function
		ZB4 BA73133	new function
		ZB4 BA73134	new function
		ZB4 BA73135	new function
		ZB4 BA71115	new function
		ZB4 BA71123	new function
		ZB4 BA71124	new function
		ZB4 BA72124	new function
	ZB4 BA791	new function	
Complete metal bezel product 	XB4 BL845	XB4 BL73415	
		XB4 BA731327	new function
		XB4 BA711237	new function
	XB4 BW84B5	XB4 BW73731B5	
	XB4 BW84G5	XB4 BW73731G5	
	XB4 BW84M5	XB4 BW73731M5	
	XB4 BL945	XB4 BL73415	

Schneider Electric Industries SAS

Head Office
35, rue Joseph Monier
F- 92506 Rueil-Malmaison

www.schneider-electric.com

Due to evolution of standards and equipment, the characteristics indicated in texts and images of this document do not constitute a commitment on our part without confirmation.

Design: Schneider Electric
Photos: Schneider Electric
Printed by: