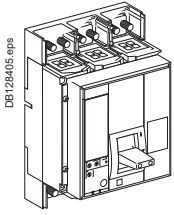


NS630b to NS1600 fixed manually operated Complete device

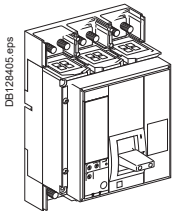
Front-connected circuit breaker with Micrologic 2.0 control unit



DB128405.eps

ComPact NS type N		
Icu = 50 kA at 220/415 V	3P	4P
NS630b	33460	33463
NS800	33466	33469
NS1000	33472	33475
NS1250	33478	33480
NS1600	33482	33484
ComPact NS type H		
Icu = 70 kA at 220/415 V	3P	4P
NS630b	33461	33464
NS800	33467	33470
NS1000	33473	33476
NS1250	33479	33481
NS1600	33483	33485
ComPact NS type L		
Icu = 150 kA at 220/415 V	3P	4P
NS630b	33462	33465
NS800	33468	33471
NS1000	33474	33477

Front-connected circuit breaker with Micrologic 5.0 control unit

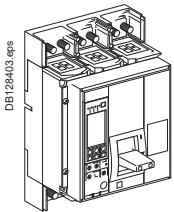


DB128405.eps

ComPact NS type N		
Icu = 50 kA at 220/415 V	3P	4P
NS630b	33546	33549
NS800	33552	33555
NS1000	33558	33561
NS1250	33564	33566
NS1600	33568	33570
ComPact NS type H		
Icu = 70 kA at 220/415 V	3P	4P
NS630b	33547	33550
NS800	33553	33556
NS1000	33559	33562
NS1250	33565	33567
NS1600	33569	33571
ComPact NS type L		
Icu = 150 kA at 220/415 V	3P	4P
NS630b	33548	33551
NS800	33554	33557
NS1000	33560	33563

F

Front-connected circuit breaker with Micrologic 6.0 control unit



DB128403.eps

ComPact NS type N		
Icu = 50 kA at 220/415 V	3P	4P
NS630b	33886	33888
NS800	33893	33896
NS1000	33909	33917
NS1250	33919	33923
NS1600	33925	33927
ComPact NS type H		
Icu = 70 kA at 220/415 V	3P	4P
NS630b	33887	33889
NS800	33894	33901
NS1000	33916	33918
NS1250	33922	33924
NS1600	33926	33928