

Pact Series

# MasterPact™ MTZ

Catalog numbers  
and spare parts 2020  
Air circuit breakers  
and switch-disconnectors



# ...SUSTAINABILITY READY

Contribute to a better world — with MasterPact MTZ circuit breakers you can enhance sustainability.

Build superior sustainable and efficient properties by reducing CO<sub>2</sub> emissions, utility and operating costs as well as improving the well-being of property occupants for both new construction and renovation projects.



Achieve Green Building certification with MasterPact MTZ:

In compliance with ISO 14025 PEP Ecopassport program, Schneider Electric publishes a comprehensive Life Cycle Analysis of our product, providing the environmental data you need to achieve Green Building certifications.

For example, MasterPact MTZ contributes to 4 LEED™ points:

- Building Product Disclosure and Optimization
- Advanced Energy Metering



Circular performance



Resource performance



Well-being performance

With the addition of digital modules, the circuit breaker can be upgraded and modernized at any time after installation without disrupting electrical service.

Better durability with improved mechanical and electrical performance along with remote monitoring to help facilitate predictive maintenance.

The embedded class 1 metering allows active power and energy to be monitored, helping facility managers reduce their CO<sub>2</sub> emissions and energy costs when connected to any building and energy management system.

MasterPact MTZ is fully RoHS and REACH compliant.



Experience the difference today at [schneider-electric.com/green-premium](https://schneider-electric.com/green-premium)

## Order your circuit breaker

### Order your MasterPact MTZ through digital tools

Product selector.....	I-3
MasterPact MTZ Product Code.....	I-5
GoDigital store.....	I-6

### MTZ1 06 to MTZ1 16 fixed circuit breakers

Circuit breakers.....	I-7
Connections.....	I-8
Indication contacts and remote operation.....	I-9
Remote operation.....	I-10

### MTZ1 06 to MTZ1 16 drawout circuit breakers

Circuit breakers.....	I-11
Circuit breaker and connections.....	I-12
Chassis locking and accessories.....	I-13
Indication contacts and remote operation.....	I-14
Remote operation.....	I-15

### Accessories for MTZ1 06 to MTZ1 16

fixed or drawout circuit breakers.....	I-16
--	------

### MTZ1 06 to MTZ1 16 fixed switch-disconnectors

Switch-disconnectors.....	I-18
Connections.....	I-19

### MTZ1 06 to MTZ1 16 drawout switch-disconnectors

Switch-disconnectors.....	I-20
Connections.....	I-21

### MTZ2 08 to MTZ3 63 fixed circuit breakers

Circuit breakers.....	I-22
Connections.....	I-24
Indication contacts and remote operation.....	I-25
Remote operation.....	I-26

### MTZ2 08 to MTZ3 63 drawout circuit breakers

Circuit breakers.....	I-27
Chassis.....	I-29
Connections.....	I-30
Chassis locking and accessories.....	I-31
Indication contacts and remote operation.....	I-33
Remote operation.....	I-34

### Accessories for MTZ2 08 to MTZ3 63

fixed and drawout circuit breakers.....	I-35
---	------

### MTZ2 08 to MTZ3 63 fixed switch-disconnectors

Switch-disconnectors.....	I-37
Connections.....	I-38

### MTZ2 08 to MTZ3 63 circuit breakers with neutral on the right

Fixed circuit breakers.....	I-42
Drawout circuit breakers.....	I-43

### MTZ2 08 to MTZ2 40 - 1150 V AC

Fixed switch-disconnectors.....	I-44
Drawout circuit breakers and switch-disconnectors.....	I-46
Drawout circuit breakers and switch-disconnectors Chassis and connections.....	I-47

## Order your circuit breaker: spare parts

### MasterPact MTZ1

Connection.....	I-49
MicroLogic X control unit, communication option, accessories .....	I-50
Remote operation.....	I-51
Chassis locking and accessories.....	I-52
Clusters - NT chassis retrofit to MTZ1 .....	I-53
Circuit breaker locking and accessories.....	I-54
Mechanical interlocking for source changeover .....	I-55
Indication contacts.....	I-56
Communication, monitoring and control .....	I-57

### MasterPact MTZ2/3

Connection.....	I-56
MicroLogic X control unit, communication option, accessories .....	I-57
Remote operation.....	I-58
Chassis locking and accessories.....	I-59
Clusters - NW chassis retrofit to MTZ2/MTZ3 .....	I-60
Circuit breaker locking and accessories.....	I-61
Mechanical interlocking for source changeover .....	I-62
Indication contacts.....	I-63
Communication, monitoring and control .....	I-64

### Other chapters

Select your circuit breakers and switch-disconnectors.....	A-1
Select your MicroLogic X control unit.....	B-1
Customize your MicroLogic X with digital modules.....	C-1
Customize your circuit breaker with accessories .....	D-1
Integrate in Smart panels - Architecture and systems .....	E-1
Integrate in switchboard .....	F-1
Integrate in special applications - Source-changeover systems.....	G-1
Services.....	H-1

# Order your MasterPact MTZ through digital tools Product selector

To simplify and expedite the ordering of MasterPact MTZ, four new tools are introduced:

- **Product selector:** An online software tool embedded in Schneider website or in distributor’s website to help selecting the right product with its accessories.
- **Product Code:** An alphanumeric code representing the selection of a MasterPact MTZ circuit breaker. It simplifies the way to communicate the selection of a MasterPact MTZ circuit breaker during ordering, sharing information and asking for help remotely.
- **MySE:** online ordering platform of Schneider for partners, offering most of our products.
- **GoDigital store:** An online market place to purchase Digital Modules 24/7. It allows upgrading of MasterPact MTZ at anytime.

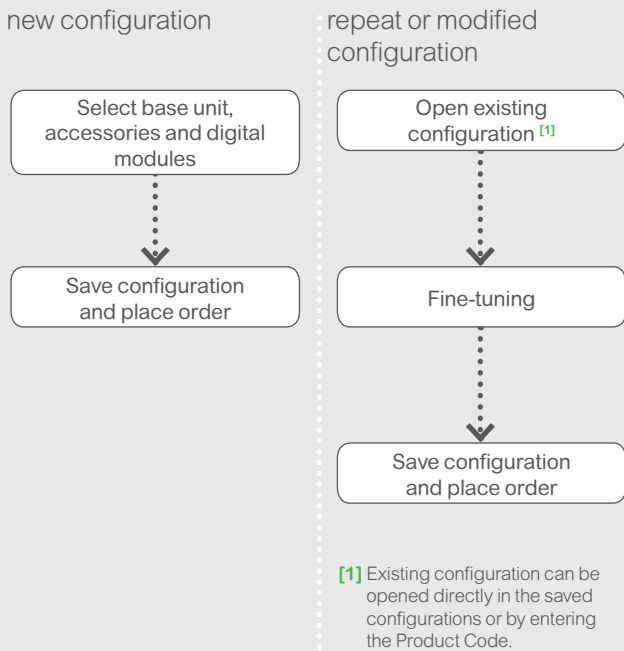
## Product selector

Product Selector aims at providing a fast, secure and smart way of selecting products. It includes the selection of the basic frame, control unit, accessories and Digital Modules. Compared with the traditional way of filling up order forms or specifying customer functions, it brings the following benefits:

- **Easy access:** no login, direct access on Schneider website or on distributor’s website
- **Reliable:** compatibilities between core product and accessories are constantly tested
- **Wide coverage:** more than 130 ranges from Schneider are available (MasterPact, ComPact, TeSys, Acti 9, Altivar...)

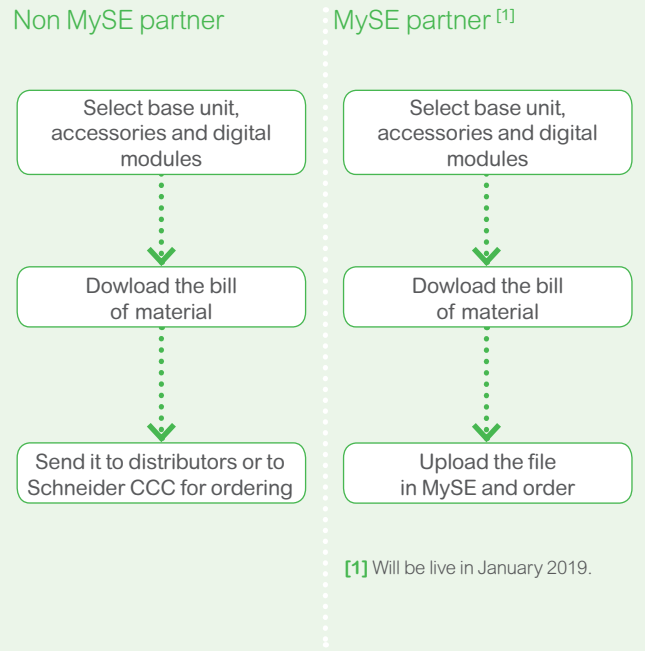
### Yesterday,

Ordering process of MasterPact MTZ with MyPact



### Today,

Ordering process of MasterPact MTZ with Product Selector



# Order your MasterPact MTZ through digital tools

## Product selector

Go on the range page on [www.se.com](http://www.se.com)

Clic on «product selector» and run your selection

**Note:** All selections are encouraged to be done in Product Selector. If you have difficulties accessing or using Product Selector, contact Schneider Electric Customer Care Centre or your Schneider Electric sales representatives for more information about MTZ ordering.

# Order your MasterPact MTZ through digital tools

## MasterPact MTZ Product Code

MasterPact MTZ Product Code is an alphanumeric code representing the complete selection of a MasterPact MTZ circuit breaker. It will be automatically generated for each MasterPact MTZ circuit breaker after completing the selection through Product Selector. It will appear in the invoice and delivery documents as well as the labelling on the MasterPact MTZ circuit breaker and the packaging.

MasterPact MTZ Product Code brings the following benefits:

- Quick and unique identification of the initial selection of a circuit breaker can be achieved by reading the code on the physical products or other recordings
- Reordering of the same MasterPact MTZ circuit breaker is simplified by communicating selection through product code
- Recording or sharing information about the initial selection of a circuit breaker is simplified
- Details of the coding rules can be accessed through CCC and there are some of the highlights:
  - All options of accessories are coded.
  - The minimum length of the code is 9 characters and the maximum length of the code is 33\* characters depending on the choice of the accessories.
  - Capital letters, numbers and start sign [1] are used.


[1] The maximum length of the code may change due to future enrichment of the offer.

### An example of MasterPact MTZ product code

- MasterPact type: MTZ2
- Rating: 1000A
- Sensor rating: 800A
- Performance Level: H1
- MicroLogic: 5.0 X
- VPS module: Yes
- Number of poles: 4P
- Type of installation: Drawout with chassis
- Connection: Top Horizontal Bottom Horizontal
- Type of communication: ULP + EIFE without I/O module
- Accessories for Design & Installation simplification and operation efficiency: No
- Accessories for People and Property Safety: No
- Digital Modules: Energy per phase

> **Product Code: WADFEEADN\*\*A**

Yesterday



Calling CCC and try to explain all the customer functions


When you want to share information with your colleagues or Schneider Electric CCC

Today



Sending a text message through CCC app with the product code

Yesterday



Engaging Schneider Electric Field Service to conduct an analysis

When you want to know the selection of a circuit breaker

Today



Checking the product code on the physical products

Yesterday



Fill up order form or calling Schneider Electric CCC

When you want to reorder a circuit breaker

Today



Type in the product code through Product Selector and send order

# Order your MasterPact MTZ through digital tools

## GoDigital store

> Go to GoDigital store



GoDigital is the Schneider Electric store that allows you to purchase Digital Modules for MasterPact MTZ control unit MicroLogic X that is already installed in the MasterPact MTZ. It provides different Digital Modules to customize your control unit with optional protection, measurement and Maintenance & diagnostics functionalities. It is open 24/7. With GoDigital store, Panel Builders have the flexibility to further customize the MicroLogic X features at last minute before commissioning the switchboard. Electrical contractors and facility managers can upgrade the install base during operational phase of product life cycle, according to new requirements, anytime, without changing the hardware or disrupting operations.

**Note:** Changing the protection functions among LI (MicroLogic 2.0 X), LSI (MicroLogic 5.0 X), LSIG (MicroLogic 6.0 X) and LSIV (MicroLogic 7.0 X) requires changing the MicroLogic X.

The screenshot shows a web interface with a sidebar on the left containing menu items: 'Circuit Breakers Digital Modules (4)', 'Metering (1)', and 'Diagnosis (3)'. The main content area displays two product cards:

- LV850002 – Energy per Phase:** Price £ 16.65. Actual price: ~~£ 33.30~~. Discount: 50%. Service Short Description: 'At the point of measure, it allows to calculate and display the active, reactive and apparent energy.' Includes a 'Read more and buy' link.
- LV850005 – Masterpact operation assistant:** Price £ 28.65. Actual price: ~~£ 57.30~~. Discount: 50%. Service Short Description: 'This function aim to assist the Masterpact operator to reclose the breaker.' Includes a 'Read more and buy' link.

Each Digital Module purchased is delivered with a software license for a unique MicroLogic X control unit and can only be installed on that particular MicroLogic X. Therefore, the MicroLogic X control unit serial number needs to be preregistered in the GoDigital platform for the first time purchase.

For the first purchase for a particular Micrologic X, three ways are available:

### 1) EcoStruxure Power Commission

When connected to MicroLogic X through either USB connection or IFE/EIFE connection, EcoStruxure Power Commission can read the unique serial number\* and identify the MicroLogic X. It will also show all the available Digital Modules which are compatible with the MicroLogic X firmware version. When clicking “Buy”, it will direct the user to GoDigital store PC version with the MicroLogic X serial number automatically registered in it.

### 2) Ecostruxure Power Device App

When connected to MicroLogic X through either Bluetooth connection or NFC connection, Ecostruxure Power Device App will identify the MicroLogic X and proposes available Digital Modules. When clicking “Purchase”, it will direct the user to GoDigital store mobile version with the MicroLogic X serial number automatically registered in it.

### 3) GoDigital store PC version

In the section “My assets”, choose the serial number of the MicroLogic X to be upgraded and purchase the additional Digital Modules.

<https://godigital.schneider-electric.com/>

**Note:**

- Please note that GoDigital platform is only used to purchase Digital Modules for MicroLogic X which is already installed.
- When ordering a new circuit breaker, Digital Modules are selected in Product Selector and installed in factory before delivered.
- The serial number is also printed on the faceplate of MicroLogic X



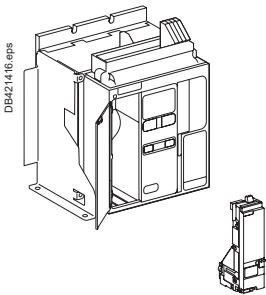
# MTZ1 06 to MTZ1 16 fixed circuit breakers

## Circuit breakers

A MasterPact fixed circuit breaker is described by 4 catalogue numbers corresponding to:

- the basic circuit breaker
- a control unit
- a top connection
- a bottom connection.

A communication option and various auxiliaries and accessories may also be added.



### Basic circuit breaker

Type H1				
			3P	4P
In (A at 40 °C) Icu (kA for U = 220/440 V) - Ics = 100 % Icu				
MTZ1 06	630	42	LV847110	LV847115
MTZ1 08	800	42	LV847120	LV847125
MTZ1 10	1000	42	LV847130	LV847135
MTZ1 12	1250	42	LV847140	LV847145
MTZ1 16	1600	42	LV847150	LV847155
Type H2				
			3P	4P
In (A at 40 °C) Icu (kA for U = 220/440 V) - Ics = 100 % Icu				
MTZ1 06	630	50	LV847113	LV847119
MTZ1 08	800	50	LV847123	LV847128
MTZ1 10	1000	50	LV847131	LV847138
MTZ1 12	1250	50	LV847141	LV847147
MTZ1 16	1600	50	LV847151	LV847157
Type H3				
			3P	4P
In (A at 40 °C) Icu (kA for U = 220/440 V) - Ics = 100 % Icu				
MTZ1 06	630	66	LV846436	LV846443
MTZ1 08	800	66	LV846437	LV846444
MTZ1 10	1000	66	LV846438	LV846445
MTZ1 12	1250	66	LV846439	LV846446
MTZ1 16	1600	66	LV846440	LV846447
Type L1				
			3P	4P
In (A at 40 °C) Icu (kA for U = 220/440 V) - Ics = 100 % Icu				
MTZ1 06	630	150	LV847112	LV847117
MTZ1 08	800	150	LV847122	LV847127
MTZ1 10	1000	150	LV847132	LV847137

### MicroLogic X control unit

"Class1 IEC 61557-12 certified power meter"

			3P/4P
MicroLogic 2.0 X	basic protection		LV847280
MicroLogic 5.0 X	selective protection		LV847283
MicroLogic 6.0 X	selective + earth-fault protection		LV847288
MicroLogic 7.0 X	selective + earth-leakage protection		LV847287

### Digital modules option

		3P/4P
Energy per phase		LV850002
Waveform capture trip event		LV850003
Power restoration assistant		LV850004
MasterPact operation assistant		LV850005
Individual harmonics analysis		LV850006
ANSI 51N/51G - Ground fault Alarm		LV850007
ERMS - Energy Reducing Maintenance Settings		LV850009
ANSI 32P - Reverse active power protection		LV850011
ANSI 27/59 - Under/Over voltage protection		LV850012
ANSI 67 - Directional overcurrent		LV850015
ANSI 51 - IDMTL overcurrent protection		LV850037
ANSI 81 - Under/Over frequency protection		LV850013
Modbus legacy dataset		LV850045
IEC 61850 for MasterPact MTZ		LV850046

### Ethernet communication option

ULP Port		LV850063
ULP port wires for MTZ1		LV836388
IFM	Modbus interface	LV434000
IFE	Ethernet interface for LV breaker	LV434001
	Ethernet interface for LV breakers and gateway	LV434002
I/O application module		LV434063

Auxiliaries and accessories:

for fixed devices: see [page I-16](#).

for fixed or drawout devices: see [page I-16](#).

Switch-disconnector version: see [page I-18](#).

Source changeover assembly: see [page I-16](#).

Order your breaker

## MTZ1 06 to MTZ1 16 fixed circuit breakers

## Connections

## Front connection

	630-1600 A	Top	3P	4P
		Bottom	LV847328 LV847329	LV847330 LV847331

## Front connection accessories

## Vertical connection adapters 630-1600 A

	3P (3 parts)	LV833642SP
	4P (4 parts)	LV833643SP

## Interphase barriers

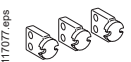
	3P/4P top (3 parts)	LV833648SP
	3P/4P bottom (3 parts)	LV833648SP

## Arc chute screen

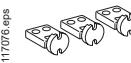
	3P	LV847335SP
	4P	LV847336SP

## Rear connection

## Vertical connection

	630-1600 A	Top	3P	4P
		Bottom	LV833604 LV833605	LV833614 LV833615

## Horizontal connection

	630-1600 A	Top	3P	4P
		Bottom	LV833606 LV833607	LV833616 LV833617


## Rear connection accessories

## Interphase barriers


	3P/4P top (3 parts)	LV833648SP
	3P/4P bottom (3 parts)	LV833648SP

## Common accessories for front and rear connections

## Spreaders

	630-1600 A	3P	LV833622SP
		4P	LV833623SP
For front and horizontal rear connection			

## Cable lug adapters 630-1600 A

	3P (3 parts)	LV833644SP
	4P (4 parts)	LV833645SP

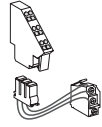
# MTZ1 06 to MTZ1 16 fixed circuit breakers

## Indication contacts and remote operation

### Indication contacts

#### ON/OFF indication contacts (OF)

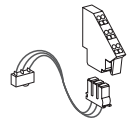
DB117057.eps



Changeover contacts (6 A - 240 V)	4 (standard)
1 low-level OF to replace 1 standard OF (4 max.)	<b>LV847339</b>

#### “Fault trip” indication contacts (SDE)

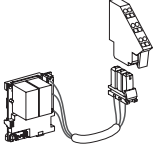
DB117058.eps



Changeover contact (6 A - 240 V)	1 (standard)
1 additional SDE (6 A - 240 V)	<b>LV847340</b>
1 additional low-level SDE	<b>LV847341</b>

#### Programmable contacts (programmed via MicroLogic X control unit)

DB424639.eps

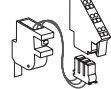


2 contacts (M2C) (5 A - 240 V)	<b>LV847403</b>
--------------------------------	-----------------

### Remote operation

#### “Ready to close” contact (1 max.)

DB117070.eps



	PF
1 changeover contact (5 A - 240 V)	<b>LV847342</b>
1 low-level changeover contact	<b>LV847343</b>

#### Electrical closing pushbutton

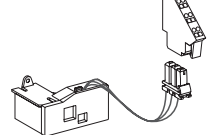
DB424640.eps



	BPFE
1 pushbutton	<b>LV847512</b>

#### Remote reset after fault trip

DB424641.eps



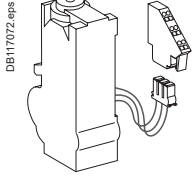
Electrical reset	RES
100/130 V AC	<b>LV847344</b>
200/240 V AC	<b>LV847345</b>
Automatic reset	RAR
Adaptation	<b>LV847346</b>

# MTZ1 06 to MTZ1 16 fixed circuit breakers

## Remote operation

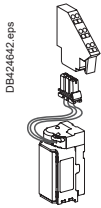
### Remote ON/OFF

#### Gear motor



		MCH
AC 50/60 Hz	48 V	LV847391
	100/130 V	LV847395
	200/240 V	LV847396
	277/415 V	LV847398
	440/480 V	LV847400
DC	24/30 V	LV847390
	48/60 V	LV847391
	100/130 V	LV847392
	200/250 V	LV847393

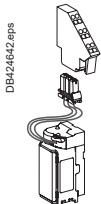
#### Instantaneous voltage releases



		Closing release	Opening release
<b>Standard</b>		XF	MX
AC 50/60 Hz	24/30 V DC, 24 V AC	LV847350	LV847360
	DC	LV847351	LV847361
	100/130 V AC/DC	LV847352	LV847362
	200/250 V AC/DC	LV847353	LV847363
	277 V AC	LV847354	LV847364
	380/480 V AC	LV847355	LV847365
<b>Diagnostics &amp; Communicating</b>		XF diag & com	MX diag & com
AC 50/60 Hz	24/30 V DC, 24 V AC	LV847311	LV847321
	DC	LV847312	LV847322
	100/130 V AC/DC	LV847313	LV847323
	200/250 V AC/DC	LV847314	LV847324
	277 V AC	LV847315	LV847325
	380/480 V AC	LV847316	LV847326
<b>Standard</b>		Opening release	MN
AC 50/60 Hz	24/30 V DC, 24 V AC	LV847380	
	DC	LV847381	
	100/130 V AC/DC	LV847382	
	200/250 V AC/DC	LV847383	
	380/480 V AC	LV847385	
<b>Diagnostics</b>		MN diag	
AC 50/60 Hz	24/30 V DC, 24 V AC	LV836700	
	DC	LV836701	
	100/130 V AC/DC	LV836702	
	200/250 V AC/DC	LV836703	
	380/480 V AC	LV836704	

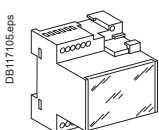
### Remote tripping

#### Instantaneous voltage release



		2 <sup>nd</sup> MX
AC 50/60 Hz	24/30 V DC, 24 V AC	LV847370
	DC	LV847371
	100/130 V AC/DC	LV847372
	200/250 V AC/DC	LV847373
	277 V AC	LV847374
	380/480 V AC	LV847375

#### MN delay unit



		R (non-adjustable)	Rr (adjustable)
AC 50/60 Hz	48/60 V AC/DC		LV833680SP
	DC	LV833684SP	LV833681SP
	100/130 V AC/DC	LV833685SP	LV833682SP
	200/250 V AC/DC		LV833683SP
DC	380/480 V AC/DC		LV833683SP

[1] No compatible with any version of MN coils.

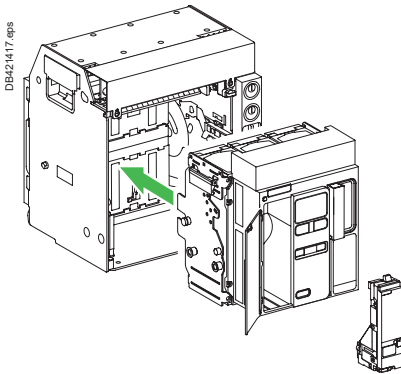
# MTZ1 06 to MTZ1 16 drawout circuit breakers

## Circuit breakers

A MasterPact drawout circuit breaker is described by minimum 5 catalogue numbers corresponding to:

- the basic circuit breaker
- a control unit
- a chassis with standard terminal blocks
- a top connection
- a bottom connection.

A communication option and various auxiliaries and accessories may also be added.



### Basic circuit breaker

Type H1			3P	4P
	In (A at 40 °C)	Icu (kA for U = 220/440 V) - Ics = 100 % Icu		
MTZ1 06	630	42	<b>LV847200</b>	<b>LV847205</b>
MTZ1 08	800	42	<b>LV847210</b>	<b>LV847215</b>
MTZ1 10	1000	42	<b>LV847220</b>	<b>LV847225</b>
MTZ1 12	1250	42	<b>LV847230</b>	<b>LV847235</b>
MTZ1 16	1600	42	<b>LV847240</b>	<b>LV847245</b>

Type H2			3P	4P
	In (A at 40 °C)	Icu (kA for U = 220/440 V) - Ics = 100 % Icu		
MTZ1 06	630	50	<b>LV847203</b>	<b>LV847209</b>
MTZ1 08	800	50	<b>LV847211</b>	<b>LV847218</b>
MTZ1 10	1000	50	<b>LV847221</b>	<b>LV847228</b>
MTZ1 12	1250	50	<b>LV847231</b>	<b>LV847237</b>
MTZ1 16	1600	50	<b>LV847241</b>	<b>LV847247</b>

Type H3			3P	4P
	In (A at 40 °C)	Icu (kA for U = 220/440 V) - Ics = 100 % Icu		
MTZ1 06	630	66	<b>LV846450</b>	<b>LV846457</b>
MTZ1 08	800	66	<b>LV846451</b>	<b>LV846458</b>
MTZ1 10	1000	66	<b>LV846452</b>	<b>LV846459</b>
MTZ1 12	1250	66	<b>LV846453</b>	<b>LV846460</b>
MTZ1 16	1600	66	<b>LV846454</b>	<b>LV846461</b>

Type L1			3P	4P
	In (A at 40 °C)	Icu (kA for U = 220/415 V) - Ics = 100 % Icu		
MTZ1 06	630	150	<b>LV847202</b>	<b>LV847207</b>
MTZ1 08	800	150	<b>LV847212</b>	<b>LV847217</b>
MTZ1 10	1000	150	<b>LV847222</b>	<b>LV847227</b>

### MicroLogic X control unit

"Class1 IEC 61557-12 certified power meter"

		3P/4P
MicroLogic 2.0 X	basic protection	<b>LV847281</b>
MicroLogic 5.0 X	selective protection	<b>LV847284</b>
MicroLogic 6.0 X	selective + earth-fault protection	<b>LV847292</b>
MicroLogic 7.0 X	selective + earth-leakage protection	<b>LV865307</b>

### Digital modules option

	3P/4P
Energy per phase	<b>LV850002</b>
Waveform capture trip event	<b>LV850003</b>
Power restoration assistant	<b>LV850004</b>
MasterPact operation assistant	<b>LV850005</b>
Individual harmonics analysis	<b>LV850006</b>
ANSI 51N/51G - Ground fault Alarm	<b>LV850007</b>
ERMS - Energy Reducing Maintenance Settings	<b>LV850009</b>
ANSI 32P - Reverse active power protection	<b>LV850011</b>
ANSI 27/59 - Under/Over voltage protection	<b>LV850012</b>
ANSI 67 - Directional overcurrent	<b>LV850015</b>
ANSI 51 - IDMTL overcurrent protection	<b>LV850037</b>
ANSI 81 - Under/Over frequency protection	<b>LV850013</b>
Modbus legacy dataset	<b>LV850045</b>
IEC 61850 for MasterPact MTZ	<b>LV850046</b>

### Chassis

For type H1 - H2 -H3

	3P	4P
630-1250 A	<b>LV833722</b>	<b>LV833725</b>
1600 A	<b>LV833723</b>	<b>LV833726</b>

For type L1

	3P	4P
630-1000 A	<b>LV833723</b>	<b>LV833726</b>

Auxiliaries and accessories:  
 for drawout devices: see [page I-16](#).  
 for fixed or drawout devices: see [page I-16](#).  
 Switch-disconnector version: see [page I-18](#).  
 Source changeover assembly: see [page I-16](#).

## Order your breaker

## MTZ1 06 to MTZ1 16 drawout circuit breakers

## Circuit breaker and connections

## Chassis terminal blocks

## Standard terminal blocks

Each chassis comes equipped in standard with the terminal blocks corresponding to the customer functions below:

- the basic device : OF1, OF2, OF3, OF4, SDE1, UC3 (UC3 for 3P chassis only, not for 4P)
- the MicroLogic control unit : UC1, UC2
- the 5 most common accessories : MN/MX2, MX1, XF, PF, MCH.

## Additional terminal blocks

If the device is equipped with one or a combination of the following 3 additional accessories:

- SDE2/RES
- M2C/ESM
- PTE

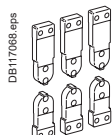
all the necessary chassis terminal blocks are coded by one of the part numbers below :

Chassis terminal block for PTE	LV839461
Chassis terminal block for SDE2	LV839462
Chassis terminal blocks for PTE + SDE2	LV839463
Chassis terminal block for M2C/ESM	LV839464
Chassis terminal blocks for SDE2 + M2C/ESM	LV839465

## Ethernet communication option

ULP port	LV850064	
ULP port wires for MTZ1	LV836388	
EIFE	Embedded ethernet interface for LV breaker	LV851100
IFM	Modbus interface	LV434000
IFE	Ethernet interface for LV breaker	LV434001
	Ethernet interface for LV breakers and gateway	LV434002
I/O application module	LV434063	

## Chassis front connection

	630-1600 A	Top	3P	4P
			LV833727	LV833733
		Bottom	LV833728	LV833734

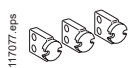
## Front connection accessories

## Vertical connection adapters 630-1600 A

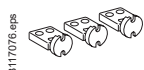
	3P (3 parts)	LV833642SP
	4P (4 parts)	LV833643SP

## Chassis rear connection

## Vertical connection


	630-1600 A	Top	3P	4P
			LV833729	LV833735
		Bottom	LV833730	LV833736

## Horizontal connection

	630-1600 A	Top	3P	4P
			LV833731	LV833737
		Bottom	LV833732	LV833738


## Rear connection accessories

Interphase barriers <sup>[1]</sup>

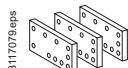
	3P/4P (3 parts)	LV833768SP
	[1] The same kit covers the top and the bottom connections on the same time.	

## Common accessories for front and rear connection

## Spreaders

	630-1600 A	3P	LV833622SP
		4P	LV833623SP
		For front and horizontal rear connection.	

## Cable lug adapters 630-1600 A

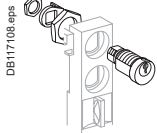
	3P (3 parts)	LV833644SP
	4P (4 parts)	LV833645SP

# MTZ1 06 to MTZ1 16 drawout circuit breakers

## Chassis locking and accessories

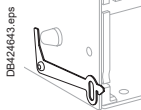
### Chassis locking

#### "Disconnected" position locking



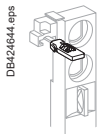
By padlocks		
	VCPO	Standard
By Profalux keylocks		
Profalux	1 lock with 1 key + adaptation kit	LV833773
	2 locks 1 key + adaptation kit	LV833774
	2 locks 2 different keys + adaptation kit	LV833775
By Ronis keylocks		
Ronis	1 lock with 1 key + adaptation kit	LV833776
	2 locks 1 key + adaptation kit	LV833777
	2 locks 2 different keys + adaptation kit	LV833778
	Optional disconnected/test/connected position locking	LV833779
Adaptation kit (without keylock):	adaptation kit Profalux / Ronis	LV833769SP
	adaptation kit Castell	LV833771SP
	adaptation kit Kirk	LV833772SP

#### Door interlock (1 part)



	Right-hand side of chassis (VPECD)	LV833786
	Left-hand side of chassis (VPECG)	LV833787

#### Racking interlock



	Racking interlock (VPOC)	LV833788
--	--------------------------	----------

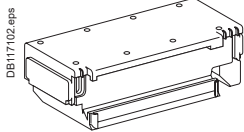
#### Breaker mismatch protection



	Breaker mismatch protection (VDC)	LV833767SP
--	-----------------------------------	------------

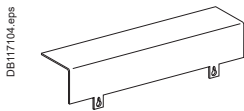
### Chassis accessories

#### Arc chute cover



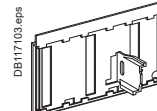
	3P/4P	Standard
--	-------	----------

#### Auxiliary terminal shield (CB)



Terminal shield	3P	LV833763
	4P	LV833764

#### Safety shutters as standard



Safety shutters (VO)	3P	Standard
	4P	Standard

## Order your breaker

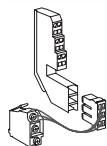
## MTZ1 06 to MTZ1 16 drawout circuit breakers

## Indication contacts and remote operation

## Indication contacts

## ON/OFF indication contacts (OF)

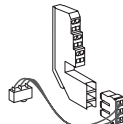
DB117063.eps



Changeover contacts (6 A - 240 V)	4 (standard)
1 low-level OF to replace 1 standard OF (4 max.)	<b>LV833806</b>

## "Fault trip" indication contacts (SDE)

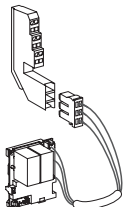
DB117066.eps



Changeover contact (6 A - 240 V)	1 (standard)
1 additional SDE (6 A - 240 V)	<b>LV847430</b>
1 additional low-level SDE	<b>LV847431</b>

## Programmable contacts (programmed via MicroLogic X control unit)

DB424645.eps



2 contacts M2C (5 A - 240 V)	<b>LV847483</b>
------------------------------	-----------------

## Carriage switches (connected / disconnected / test position)

DB117061.eps



## Changeover contacts (6 A - 240 V)

1 connected position contact (3 max.)	<b>LV833751</b>
1 test position contact (1 max.)	<b>LV833752</b>
1 disconnected position contact (2 max.)	<b>LV833753</b>

## And/or low-level changeover contacts

1 connected position contact (3 max.)	<b>LV833754</b>
1 test position contact (1 max.)	<b>LV833755</b>
1 disconnected position contact (2 max.)	<b>LV833756</b>

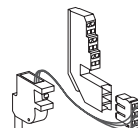
## Auxiliary terminals for chassis alone

3 wire terminal (30 parts)	<b>LV847071SP</b>
6 wire terminal (10 parts)	<b>LV847072SP</b>
Jumpers (10 parts)	<b>LV847900SP</b>

## Remote operation

## "Ready to close" contact (1 max.)

DB117058.eps



1 changeover contact (5 A - 240 V)	PF
1 low-level changeover contact	<b>LV847432</b>
	<b>LV847433</b>

## Electrical closing pushbutton

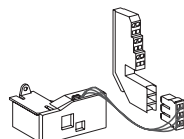
DB424640.eps



1 pushbutton	BPFE
	<b>LV847512</b>

## Remote reset after fault trip

DB117082.eps



Electrical reset	RES
100/130 V AC	<b>LV847434</b>
200/240 V AC	<b>LV847435</b>
Automatic reset	RAR
Adaptation	<b>LV847346</b>

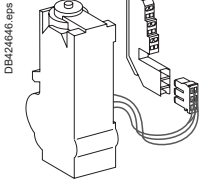


# MTZ1 06 to MTZ1 16 drawout circuit breakers

## Remote operation

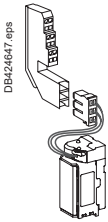
### Remote ON/OFF

#### Gear motor



		MCH
AC 50/60 Hz	48 V	LV847461
	100/130 V	LV847465
	200/240 V	LV847466
	277/415 V	LV847468
	440/480 V	LV847470
DC	24/30 V	LV847460
	48/60 V	LV847461
	100/130 V	LV847462
	200/250 V	LV847463

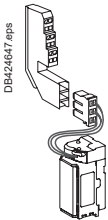
#### Instantaneous voltage releases



		Closing release	Opening release
<b>Standard</b>		XF	MX
AC 50/60 Hz	24/30 V DC, 24 V AC	LV847440	LV833810
	48/60 V DC, 48 V AC	LV847441	LV833811
	100/130 V AC/DC	LV847442	LV833812
	200/250 V AC/DC	LV847443	LV833813
	277 V AC	LV847444	LV833814
DC	380/480 V AC	LV847445	LV833815
	<b>Diagnostics &amp; Communicating</b>		
AC 50/60 Hz	24/30 V DC, 24 V AC	LV847412	LV833792
	48/60 V DC, 48 V AC	LV847413	LV833793
	100/130 V AC/DC	LV847414	LV833794
	200/250 V AC/DC	LV847415	LV833795
	277 V AC	LV847416	LV833796
DC	380/480 V AC	LV847417	LV833797
	<b>Standard</b>		Opening release
AC 50/60 Hz	24/30 V DC, 24 V AC	LV833819	MN
	48/60 V DC, 48 V AC	LV833820	
	100/130 V AC/DC	LV833821	
	200/250 V AC/DC	LV833822	
	380/480 V AC	LV833824	
DC	<b>Diagnostics</b>		MN diag
	24/30 V DC, 24 V AC	LV836710	
	48/60 V DC, 48 V AC	LV836711	
	100/130 V AC/DC	LV836712	
	200/250 V AC/DC	LV836713	
380/480 V AC	LV836714		

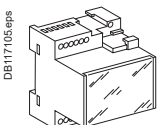
### Remote tripping

#### Instantaneous voltage release



		2 <sup>nd</sup> MX
AC 50/60 Hz	24/30 V DC, 24 V AC	LV847450
	48/60 V DC, 48 V AC	LV847451
	100/130 V AC/DC	LV847452
	200/250 V AC/DC	LV847453
	277 V AC	LV847454
DC	380/480 V AC	LV847455

#### MN delay unit



		R (non-adjustable)	Rr (adjustable)
AC 50/60 Hz	48/60 V AC/DC		LV833680SP
	100/130 V AC/DC	LV833684SP	LV833681SP
	200/250 V AC/DC	LV833685SP	LV833682SP
	380/480 V AC/DC		LV833683SP

[1] No compatible with any version of MN coils.

# Accessories for MTZ1 06 to MTZ1 16 fixed or drawout circuit breakers

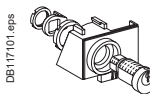
## Circuit breaker locking

### Pushbutton locking device

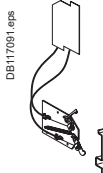
	By padlocks	<b>LV833897</b>
--	-------------	-----------------

### OFF position locking

	By padlocks + BPFE support	
	VCPO	<b>LV847514</b>

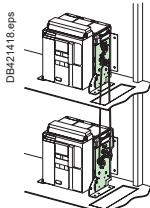
	By Profalux keylocks		
	Profalux	1 lock with 1 key + adaptation kit	<b>LV847519</b>
		2 locks 1 key + adaptation kit	<b>LV847520</b>
	By Ronis keylocks		
	Ronis	1 lock with 1 key + adaptation kit	<b>LV847521</b>
		2 locks 1 key + adaptation kit	<b>LV847522</b>
Adaptation kit (without keylock):	adaptation kit Profalux / Ronis	<b>LV847515SP</b>	
	adaptation kit Kirk	<b>LV847517SP</b>	
	adaptation kit Castell	<b>LV847518SP</b>	

### Cable-type door interlock

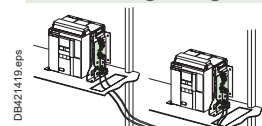
	1 complete assembly for MasterPact MTZ1 fixed devices	<b>LV833920SP</b>
	1 complete assembly for MasterPact MTZ1 drawout devices	<b>LV833921SP</b>

### Mechanical interlocking for source changeover

#### Interlocking using connecting rods

	Choose 1 kit of 2 adaptation fixtures + 1 set of rods	
	Kit of 2 MasterPact MTZ1 adaptation fixtures for fixed devices	<b>LV833203SP</b>
	Kit of 2 MasterPact MTZ1 adaptation fixtures for drawout devices	<b>LV833204SP</b>
	1 set of 2 interlocking rods	<b>LV833210SP</b>

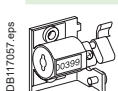
#### Interlocking using cables [1]

	Choose 2 adaptation fixtures (1 for each breaker) + 1 set of cables	
	1 adaptation fixture for MasterPact MTZ1 fixed devices	<b>LV833200SP</b>
	1 adaptation fixture for MasterPact MTZ1 drawout devices	<b>LV833201SP</b>
	1 set of 2 cables	<b>LV833209SP</b>

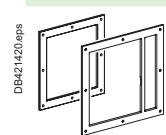

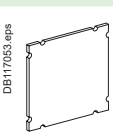
[1] Can be used with any combination of MTZ, fixed or drawout devices.

### Other circuit breaker accessories

#### Mechanical operation counter

	Operation counter CDM	<b>LV833895</b>
--	-----------------------	-----------------

#### Escutcheon and accessories

			Escutcheon	Fixed	<b>LV833718SP</b>	Drawout
			Transparent cover (IP54)			<b>LV833857SP</b>
			Escutcheon blanking plate			<b>LV833859SP</b>
						<b>LV833858SP</b>


Escutcheon      Cover      Blanking plate

# Accessories for MTZ1 06 to MTZ1 16 fixed or drawout circuit breakers

## Accessories for MicroLogic control units

### External sensors


#### External sensor for earth-leakage protection (TCE)

DB421348.ai 	Sensor rating 400/1600 A	LV833576SP
--	--------------------------	------------


#### Rectangular sensor for earth-leakage protection

DB421430.eps 	280 mm x 115 mm	LV833573SP
---	-----------------	------------

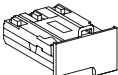
#### Source ground return (SGR) earth fault protection

DB421429.eps 	External sensor (SGR)	LV833579SP
	MDGF summing module	LV848891SP

#### Voltage measurement input (for breakers supplied via bottom terminals)

DB424887.eps 	Voltage measurement input	Fixed	LV847506
		Drawout	LV847507

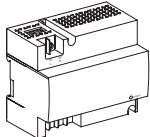
#### Voltage power supply module (VPS) for MicroLogic X

DB421408.eps 		LV850060
--	--	----------

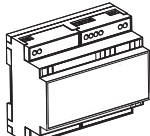
#### Zone Selective Interlocking option for MicroLogic X

ZSI	Standard
-----	----------

#### External power supply module (AD)


DB432608.eps 	24/30 V DC	LV454440
	48/60 V DC	LV454441
	100/125 V DC	LV454442
	110/130 V AC	LV454443
	200/240 V AC	LV454444

#### Restraint Interface Module - ZSI


DB421951.ai 		LV848892SP
--	--	------------

## Test & Commissioning equipment

#### USB Cable (miniUSB/USB) for MicroLogic X

DB421409.eps 		LV850067SP
---	--	------------

#### Mobile Power Pack for MicroLogic X (by APC)

DB421410.eps 		LV850055SP
---	--	------------

## Special settings

To be specified when ordering					
Sensors rating	MTZ1 06	MTZ1 08	MTZ1 10	MTZ1 12	MTZ1 16
400	■	■	■		
630		■	■	■	
800			■	■	■
1000				■	■
1250					■
1600					

Order your breaker

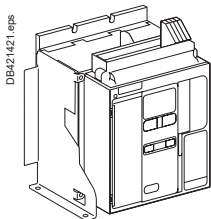
# MTZ1 06 to MTZ1 16 fixed switch-disconnectors

## Switch-disconnectors

A MasterPact fixed switch-disconnector is described by 3 catalogue numbers corresponding to:

- the basic switch-disconnector
- a top connection
- a bottom connection.

Various auxiliaries and accessories may also be added.



### Basic switch-disconnector

Type HA			3P	4P
	In (A at 40 °C)	Icm (kA peak for U = 220/690 V)		
MTZ1 06	630	60	<b>LV847159</b>	<b>LV847160</b>
MTZ1 08	800	60	<b>LV847161</b>	<b>LV847162</b>
MTZ1 10	1000	60	<b>LV847163</b>	<b>LV847164</b>
MTZ1 12	1250	60	<b>LV847165</b>	<b>LV847166</b>
MTZ1 16	1600	60	<b>LV847167</b>	<b>LV847168</b>

Auxiliaries and accessories:

for fixed devices: see [page I-16](#).

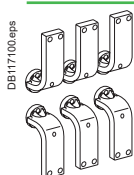
for fixed or drawout devices: see [page I-16](#).

Source changeover assembly: see [page I-16](#).

# MTZ1 06 to MTZ1 16 fixed switch-disconnectors

## Connections

### Front connection

	630-1600 A	Top	3P <b>LV847328</b>	4P <b>LV847330</b>
		Bottom	<b>LV847329</b>	<b>LV847331</b>

### Front connection accessories

#### Vertical connection adapters 630-1600 A

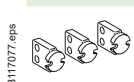
	3P (3 parts)	<b>LV833642SP</b>
	4P (4 parts)	<b>LV833643SP</b>

### Interphase barriers

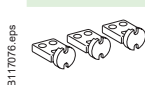
	3P/4P top (3 parts)	<b>LV833648SP</b>
	3P/4P bottom (3 parts)	<b>LV833648SP</b>

### Rear connection

#### Vertical connection

	630-1600 A	Top	3P <b>LV833604</b>	4P <b>LV833614</b>
		Bottom	<b>LV833605</b>	<b>LV833615</b>

#### Horizontal connection

	630-1600 A	Top	3P <b>LV833606</b>	4P <b>LV833616</b>
		Bottom	<b>LV833607</b>	<b>LV833617</b>


### Rear connection accessories

#### Interphase barriers

	3P/4P top (3 parts)	<b>LV833648SP</b>
	3P/4P bottom (3 parts)	<b>LV833648SP</b>

### Common accessories for front and rear connection

#### Spreaders

	630-1600 A	3P	<b>LV833622SP</b>
		4P	<b>LV833623SP</b>
For front and horizontal rear connection			

#### Cable lug adapters 630-1600 A

	3P (3 parts)	<b>LV833644SP</b>
	4P (4 parts)	<b>LV833645SP</b>

Order your breaker

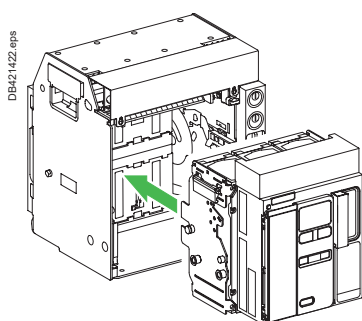
# MTZ1 06 to MTZ1 16 drawout switch-disconnectors

## Switch-disconnectors

A MasterPact drawout switch-disconnector is described by minimum 4 catalogue numbers corresponding to:

- the basic switch-disconnector
- a chassis with standard terminal blocks
- a top connection
- a bottom connection.

Various auxiliaries and accessories may also be added.



### Basic switch-disconnector

Type HA			3P	4P
	In (A at 40 °C)	Icm (kA peak for U = 220/690 V)		
MTZ1 06	630	75	<b>LV847248</b>	<b>LV847249</b>
MTZ1 08	800	75	<b>LV847250</b>	<b>LV847251</b>
MTZ1 10	1000	75	<b>LV847252</b>	<b>LV847253</b>
MTZ1 12	1250	75	<b>LV847254</b>	<b>LV847255</b>
MTZ1 16	1600	75	<b>LV847256</b>	<b>LV847257</b>

### Chassis

	3P	4P
630/1250 A	<b>LV833722</b>	<b>LV833725</b>
1600 A	<b>LV833723</b>	<b>LV833726</b>

### Chassis terminal blocks

#### Standard terminal blocks

Each chassis comes equipped in standard with the terminal blocks corresponding to the customer functions below:

- the basic device : OF1, OF2, OF3, OF4, SDE1, UC3 (UC3 for 3P chassis only, not for 4P)
- the MicroLogic control unit : UC1, UC2
- the 5 most common accessories : MN/MX2, MX1, XF, PF, MCH.

#### Additional terminal blocks

If the device is equipped with one or a combination of the following 3 additional accessories:

- SDE2/RES
- M2C/ESM
- PTE

all the necessary chassis terminal blocks are coded by one of the part numbers below :

Chassis terminal block for PTE	<b>LV839461</b>
Chassis terminal block for SDE2	<b>LV839462</b>
Chassis terminal blocks for PTE + SDE2	<b>LV839463</b>
Chassis terminal block for M2C/ESM	<b>LV839464</b>
Chassis terminal blocks for SDE2 + M2C/ESM	<b>LV839465</b>

Auxiliaries and accessories:

for fixed devices: see [page I-13](#)

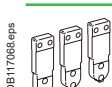
for fixed or drawout devices: see [page I-16](#).

Source changeover assembly: see [page I-16](#).

# MTZ1 06 to MTZ1 16 drawout switch-disconnectors


## Connections

### Chassis front connection

	630-1600 A	Top	3P <b>LV833727</b>	4P <b>LV833733</b>
		Bottom	<b>LV833728</b>	<b>LV833734</b>

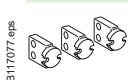
### Front connection accessories

#### Vertical connection adapters 630-1600 A


	3P (3 parts)	<b>LV833642SP</b>
	4P (4 parts)	<b>LV833643SP</b>

### Chassis rear connection

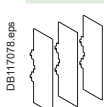
#### Vertical connection

	630-1600 A	Top	3P <b>LV833729</b>	4P <b>LV833735</b>
		Bottom	<b>LV833730</b>	<b>LV833736</b>

#### Horizontal connection

	630-1600 A	Top	3P <b>LV833731</b>	4P <b>LV833737</b>
		Bottom	<b>LV833732</b>	<b>LV833738</b>

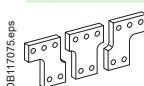
### Rear connection accessories

	Interphase barriers <sup>[1]</sup>		
	3P/4P (3 parts)	<b>LV833768SP</b>	

[1] The same kit covers the top and the bottom connections on the same time.

### Common accessories for front and rear connection

#### Spreaders

	630-1600 A	3P	<b>LV833622SP</b>
		4P	<b>LV833623SP</b>

For front and horizontal rear connection

#### Cable lug adapters 630-1600 A

	3P (3 parts)	<b>LV833644SP</b>
	4P (4 parts)	<b>LV833645SP</b>

Order your breaker

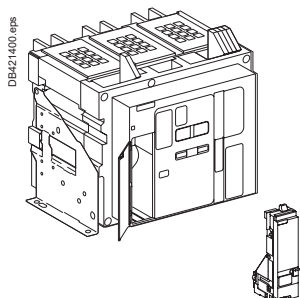
## MTZ2 08 to MTZ3 63 fixed circuit breakers

## Circuit breakers

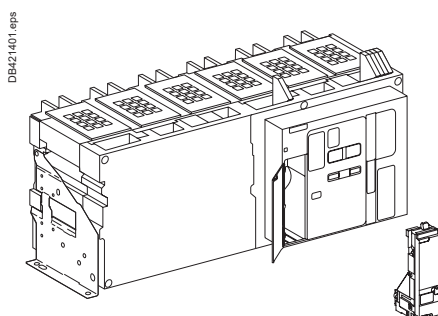
A MasterPact fixed circuit breaker is described by 4 catalogue numbers corresponding to:

- the basic circuit breaker
- a control unit
- a top connection
- a bottom connection.

A communication option and various auxiliaries and accessories may also be added.



Basic circuit breaker ≤ 4000 A.



Basic circuit breaker ≥ 4000 A.

[1] Select a 4P basic circuit breaker with neutral on the right page I-42.  
All other catalogue numbers are unchanged.

Auxiliaries and accessories:

for fixed devices: see [page I-35](#).

for fixed or drawout devices: see [page I-35](#).

Switch-disconnector version: see [page I-37](#).

Source changeover assembly: see [page I-35](#).

## Basic circuit breaker

## Type N1

		3P		4P	
		In (A at 40 °C) Icu (kA for U = 220/440 V) - Ics = 100 % Icu			
MTZ2 08	800	42	<b>LV848000</b>		<b>LV848007</b>
MTZ2 10	1000	42	<b>LV848014</b>		<b>LV848021</b>
MTZ2 12	1250	42	<b>LV848028</b>		<b>LV848035</b>
MTZ2 16	1600	42	<b>LV848042</b>		<b>LV848049</b>
MTZ2 20	2000	42	<b>LV848056</b>		<b>LV848063</b>

## Type H1

		3P		4P	
		In (A at 40 °C) Icu (kA for U = 220/440 V) - Ics = 100 % Icu			
MTZ2 08	800	66	<b>LV848001</b>		<b>LV848008</b>
MTZ2 10	1000	66	<b>LV848015</b>		<b>LV848022</b>
MTZ2 12	1250	66	<b>LV848029</b>		<b>LV848036</b>
MTZ2 16	1600	66	<b>LV848043</b>		<b>LV848050</b>
MTZ2 20	2000	66	<b>LV848057</b>		<b>LV848064</b>
MTZ2 25	2500	66	<b>LV848070</b>		<b>LV848076</b>
MTZ2 32	3200	66	<b>LV848082</b>		<b>LV848087</b>
MTZ2 40	4000	66	<b>LV848092</b>		<b>LV848097</b>
MTZ3 40	4000	100	<b>LV848106</b>		<b>LV848109</b>
MTZ3 50	5000	100	<b>LV848112</b>		<b>LV848115</b>
MTZ3 63	6300	100	<b>LV848118</b>		<b>LV848121</b>

## Type H2

		3P		4P	
		In (A at 40 °C) Icu (kA for U = 220/440 V) - Ics = 100 % Icu			
MTZ2 08	800	100	<b>LV848002</b>		<b>LV848009</b>
MTZ2 10	1000	100	<b>LV848016</b>		<b>LV848023</b>
MTZ2 12	1250	100	<b>LV848030</b>		<b>LV848037</b>
MTZ2 16	1600	100	<b>LV848044</b>		<b>LV848051</b>
MTZ2 20	2000	100	<b>LV848058</b>		<b>LV848065</b>
MTZ2 25	2500	100	<b>LV848071</b>		<b>LV848077</b>
MTZ2 32	3200	100	<b>LV848083</b>		<b>LV848088</b>
MTZ2 40	4000	100	<b>LV848093</b>		<b>LV848098</b>
MTZ3 40	4000	150	<b>LV848107</b>		<b>LV848110</b>
MTZ3 50	5000	150	<b>LV848113</b>		<b>LV848116</b>
MTZ3 63	6300	150	<b>LV848119</b>		<b>LV848122</b>

## Type H2V

		3P		4P	
		In (A at 40 °C) Icu (kA for U = 220/440 V) - Ics = 100 % Icu			
MTZ2 08	800	100	<b>LV846160</b>		<b>LV846180</b>
MTZ2 10	1000	100	<b>LV846161</b>		<b>LV846181</b>
MTZ2 12	1250	100	<b>LV846162</b>		<b>LV846182</b>
MTZ2 16	1600	100	<b>LV846163</b>		<b>LV846183</b>
MTZ2 20	2000	100	<b>LV846164</b>		<b>LV846184</b>
MTZ2 25	2500	100	<b>LV846165</b>		<b>LV846185</b>
MTZ2 32	3200	100	<b>LV846166</b>		<b>LV846186</b>
MTZ2 40	4000	100	<b>LV846167</b>		<b>LV846187</b>

## Option

Neutral on the right	[1]
----------------------	-----



# MTZ2 08 to MTZ3 63 fixed circuit breakers

## Circuit breakers

### MicroLogic X control unit

"Class1 IEC 61557-12 certified power meter"		3P/4P
MicroLogic 2.0 X	basic protection	LV847280
MicroLogic 5.0 X	selective protection	LV847283
MicroLogic 6.0 X	selective + earth-fault protection	LV847288
MicroLogic 7.0 X <sup>[1]</sup>	selective + earth-leakage protection	LV847287

### Digital modules option

		3P/4P
Energy per phase		LV850002
Waveform capture trip event		LV850003
Power restoration assistant		LV850004
MasterPact operation assistant		LV850005
Individual harmonics analysis		LV850006
ANSI 51N/51G - Ground fault Alarm		LV850007
ERMS - Energy Reducing Maintenance Settings		LV850009
ANSI 32P - Reverse active power protection		LV850011
ANSI 27/59 - Under/Over voltage protection		LV850012
ANSI 67 - Directional overcurrent		LV850015
ANSI 51 - IDMTL overcurrent protection		LV850037
ANSI 81 - Under/Over frequency protection		LV850013
Modbus legacy dataset		LV850045
IEC 61850 for MasterPact MTZ		LV850046

### Communication option

ULP port		LV850061
IFM	Modbus interface	LV434000
IFE	Ethernet interface for LV breaker	LV434001
	Ethernet interface for LV breakers and gateway	LV434002
I/O application module		LV434063

[1] Only for breaker up to 3200A

Auxiliaries and accessories:

for fixed devices: see [page I-35](#).

for fixed or drawout devices: see [page I-35](#).

Switch-disconnector version: see [page I-37](#).

Source changeover assembly: see [page I-35](#).

# MTZ2 08 to MTZ3 63 fixed circuit breakers

## Connections

### Front connection

	800-1600 A	Top	3P	LV848128	4P	LV848153
		Bottom		LV848130		LV848155
	2000 A	Top		LV848124		LV848126
		Bottom		LV848125		LV848127
	2500/3200 A	Top		LV848129		LV848154
		Bottom		LV848131		LV848156

### Front connection accessories

	Disconnectable front connection					
	1600 A		3P	LV848421SP	4P	LV848424SP
					LV848422SP	
2000/3200 A						

### Rear connection

#### Vertical connection

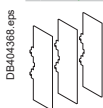
	800-2000 A	Top	3P	LV848133	4P	LV848158
		Bottom		LV848138		LV848163
	800-1600 A type L1	Top		LV848134		LV848159
	2500/3200 A	Bottom		LV848139		LV848164
	2000 A types H3/L1	Top		LV848135		LV848160
		Bottom		LV848140		LV848165
	4000 A	Top		LV848136		LV848161
		Bottom		LV848141		LV848166
	4000/5000 A	Top		LV848137		LV848162
		Bottom		LV848142		LV848167
	6300 A					

#### Horizontal connection

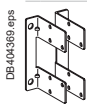
	800-2000 A	Top	3P	LV848143	4P	LV848168
		Bottom		LV848148		LV848173
	800-1600 A type L1	Top		LV848144		LV848169
	2500/3200 A	Bottom		LV848149		LV848174
	2000 A types H3/L1	Top		LV848145		LV848170
		Bottom		LV848150		LV848175
	4000 A	Top		LV848146		LV848171
		Bottom		LV848151		LV848176
	4000/5000 A	Top				
		Bottom				

### Rear connection accessories

#### Interphase barriers <sup>[1]</sup>

	3P/4P (3 parts)			LV848599SP
	[1] The same kit covers the top and the bottom connections on the same time.			

#### Brackets for mounting on a backplate

	2 parts			LV847829
--	---------	--	--	----------

### Grounding kit

Grounding kit for MasterPact MTZ2/MTZ3 fixed				LV848558
--	--	--	--	----------

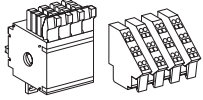
# MTZ2 08 to MTZ3 63 fixed circuit breakers

## Indication contacts and remote operation

### Indication contacts

#### ON/OFF indication contacts (OF)

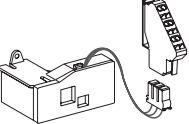
DB404314.eps



Block of 4 changeover contacts (6 A - 240 V)	1 block (standard)
1 additional block of 4 contacts (2 max.)	<b>LV848198</b>

#### “Fault trip” indication contacts (SDE)

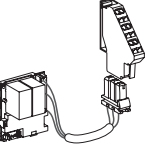
DB424651.eps



Changeover contact (6 A - 240 V)	1 (standard)
1 additional SDE (6 A - 240 V)	<b>LV848200</b>
1 additional low-level SDE	<b>LV848201</b>

#### Programmable contacts (programmed via MicroLogic X control unit)

DB424652.eps

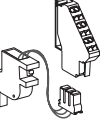


2 contacts M2C (5 A - 240 V)	<b>LV847403</b>
------------------------------	-----------------

### Remote operation

#### “Ready to close” contact (1 max.)

DB424653.eps



	PF
1 changeover contact (5 A - 240 V)	<b>LV847342</b>
1 low-level changeover contact	<b>LV847343</b>

#### Electrical closing pushbutton

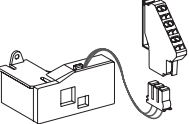
DB424640.eps



	BPFE
1 pushbutton	<b>LV848534</b>

#### Remote reset after fault trip

DB424651.eps



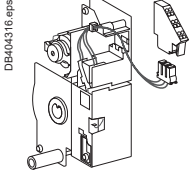
Electrical reset	RES
100/130 V AC	<b>LV848202</b>
200/240 V AC	<b>LV848203</b>
Automatic reset	RAR
Adaptation	<b>LV847346</b>

# MTZ2 08 to MTZ3 63 fixed circuit breakers

## Remote operation

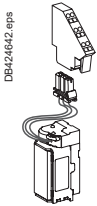
### Remote ON/OFF

#### Gear motor



		MCH
AC 50/60 Hz	48 V	LV848207
	100/130 V	LV848211
	200/240 V	LV848212
	250/277 V	LV848213
	380/415 V	LV848214
	440/480 V	LV848215
DC	24/30 V	LV848206
	48/60 V	LV848207
	100/130 V	LV848208
	200/250 V	LV848209

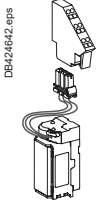
#### Instantaneous voltage releases



		Closing release	Opening release	
<b>Standard</b>		XF	MX	
AC 50/60 Hz	24/30 V DC, 24 V AC	LV847350	LV847360	
	DC	48/60 V DC, 48 V AC	LV847351	LV847361
		100/130 V AC/DC	LV847352	LV847362
		200/250 V AC/DC	LV847353	LV847363
		277 V AC	LV847354	LV847364
		380/480 V AC	LV847355	LV847365
<b>Diagnostics &amp; Communicating</b>		XF diag & com	MX diag & com	
AC 50/60 Hz	24/30 V DC, 24 V AC	LV847311	LV847321	
	DC	48/60 V DC, 48 V AC	LV847312	LV847322
		100/130 V AC/DC	LV847313	LV847323
		200/250 V AC/DC	LV847314	LV847324
		277 V AC	LV847315	LV847325
		380/480 V AC	LV847316	LV847326
<b>Standard</b>		Opening release	MN	
AC 50/60 Hz	24/30 V DC, 24 V AC	LV847380		
	DC	48/60 V DC, 48 V AC	LV847381	
		100/130 V AC/DC	LV847382	
		200/250 V AC/DC	LV847383	
		380/480 V AC	LV847385	
<b>Diagnostic</b>		MN diag		
AC 50/60 Hz	24/30 V DC, 24 V AC	LV836700		
	DC	48/60 V DC, 48 V AC	LV836701	
		100/130 V AC/DC	LV836702	
		200/250 V AC/DC	LV836703	
380/480 V AC		LV836704		

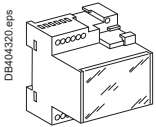
### Remote tripping

#### Instantaneous voltage release



		2 <sup>nd</sup> MX
AC 50/60 Hz	24/30 V DC, 24 V AC	LV847370
	48/60 V DC, 48 V AC	LV847371
DC	100/130 V AC/DC	LV847372
	200/250 V AC/DC	LV847373
	277 V AC	LV847374
	380/480 V AC	LV847375

#### Retardateur MN



		R (non-adjustable)	Rr (adjustable)
AC 50/60 Hz	48/60 V AC/DC		LV833680SP
	100/130 V AC/DC	LV833684SP	LV833681SP
DC	200/250 V AC/DC	LV833685SP	LV833682SP
	380/480 V AC/DC		LV833683SP

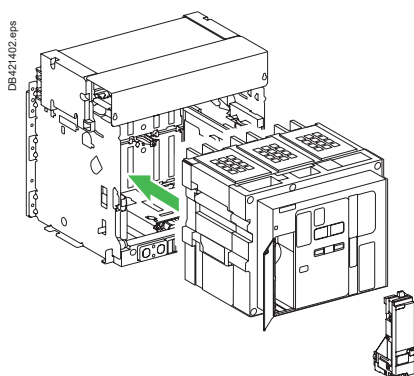
# MTZ2 08 to MTZ3 63 drawout circuit breakers

## Circuit breakers

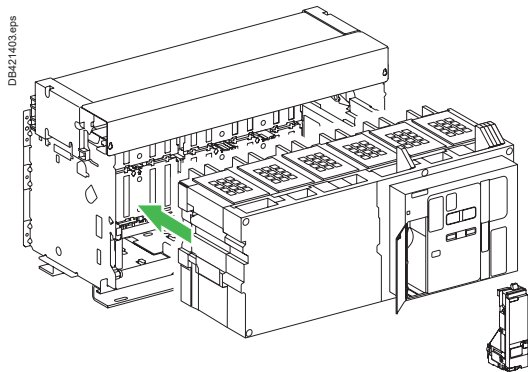
A MasterPact drawout circuit breaker is described by minimum 5 catalogue numbers corresponding to:

- the basic circuit breaker
- a control unit
- a chassis with standard terminal blocks
- a top connection
- a bottom connection.

A communication option and various auxiliaries and accessories may also be added.



Basic circuit breaker + chassis ≤ 4000 A



Basic circuit breaker + chassis ≥ 4000 A

[1] Select a 4P basic circuit breaker with neutral on the right page I-42. All other catalogue numbers are unchanged.

### Basic circuit breaker

			3P	4P
<b>Type N1</b>				
	In (A at 40 °C)	Icu (kA for U = 220/440 V) - Ics = 100 % Icu		
MTZ2 08	800	42	LV848230	LV848237
MTZ2 10	1000	42	LV848244	LV848251
MTZ2 12	1250	42	LV848258	LV848265
MTZ2 16	1600	42	LV848272	LV848279
MTZ2 20	2000	42	LV848286	LV848293
<b>Type H1</b>				
	In (A at 40 °C)	Icu (kA for U = 220/440 V) - Ics = 100 % Icu		
MTZ2 08	800	66	LV848231	LV848238
MTZ2 10	1000	66	LV848245	LV848252
MTZ2 12	1250	66	LV848259	LV848266
MTZ2 16	1600	66	LV848273	LV848280
MTZ2 20	2000	66	LV848287	LV848294
MTZ2 25	2500	66	LV848300	LV848306
MTZ2 32	3200	66	LV848312	LV848317
MTZ2 40	4000	66	LV848322	LV848327
MTZ3 40	4000	100	LV848336	LV848339
MTZ3 50	5000	100	LV848342	LV848345
MTZ3 63	6300	100	LV848348	LV848351
<b>Type H2</b>				
	In (A at 40 °C)	Icu (kA for U = 220/440 V) - Ics = 100 % Icu		
MTZ2 08	800	100	LV848232	LV848239
MTZ2 10	1000	100	LV848246	LV848253
MTZ2 12	1250	100	LV848260	LV848267
MTZ2 16	1600	100	LV848274	LV848281
MTZ2 20	2000	100	LV848288	LV848295
MTZ2 25	2500	100	LV848301	LV848307
MTZ2 32	3200	100	LV848313	LV848318
MTZ2 40	4000	100	LV848323	LV848328
MTZ3 40	4000	150	LV848337	LV848340
MTZ3 50	5000	150	LV848343	LV848346
MTZ3 63	6300	150	LV848349	LV848352
<b>Type H3</b>				
	In (A at 40 °C)	Icu (kA for U = 220/440 V) - Ics = 100 % Icu		
MTZ2 20	2000	150	LV848289	LV848296
MTZ2 25	2500	150	LV848302	LV848308
MTZ2 32	3200	150	LV848314	LV848319
MTZ2 40	4000	150	LV848324	LV848329
<b>Type L1</b>				
	In (A at 40 °C)	Icu (kA for U = 220/440 V) - Ics = 100 % Icu		
MTZ2 08	800	150	LV848233	LV848240
MTZ2 10	1000	150	LV848247	LV848254
MTZ2 12	1250	150	LV848261	LV848268
MTZ2 16	1600	150	LV848275	LV848282
MTZ2 20	2000	150	LV848290	LV848297
<b>Type H2V</b>				
	In (A at 40 °C)	Icu (kA for U = 220/440 V) - Ics = 100 % Icu		
MTZ2 08	800	100	LV846170	LV846190
MTZ2 10	1000	100	LV846171	LV846191
MTZ2 12	1250	100	LV846172	LV846192
MTZ2 16	1600	100	LV846173	LV846193
MTZ2 20	2000	100	LV846174	LV846194
MTZ2 25	2500	100	LV846175	LV846195
MTZ2 32	3200	100	LV846176	LV846196
MTZ2 40	4000	100	LV846177	LV846197
<b>Option</b>				
Neutral on the right			[1]	

# MTZ2 08 to MTZ3 63 drawout circuit breakers

## Circuit breakers

### MicroLogic X control unit

"Class1 IEC 61557-12 certified power meter"		3P/4P
MicroLogic 2.0 X	basic protection	<b>LV848498</b>
MicroLogic 5.0 X	selective protection	<b>LV848499</b>
MicroLogic 6.0 X	selective + earth-fault protection	<b>LV848500</b>
MicroLogic 7.0 X <sup>[1]</sup>	selective + earth-leakage protection	<b>LV848362</b>

### Digital modules option

		3P/4P
Energy per phase		<b>LV850002</b>
Waveform capture trip event		<b>LV850003</b>
Power restoration assistant		<b>LV850004</b>
MasterPact operation assistant		<b>LV850005</b>
Individual harmonics analysis		<b>LV850006</b>
ANSI 51N/51G - Ground fault Alarm		<b>LV850007</b>
ERMS - Energy Reducing Maintenance Settings		<b>LV850009</b>
ANSI 32P - Reverse active power protection		<b>LV850011</b>
ANSI 27/59 - Under/Over voltage protection		<b>LV850012</b>
ANSI 67 - Directional overcurrent		<b>LV850015</b>
ANSI 51 - IDMTL overcurrent protection		<b>LV850037</b>
ANSI 81 - Under/Over frequency protection		<b>LV850013</b>
Modbus legacy dataset		<b>LV850045</b>
IEC 61850 for MasterPact MTZ		<b>LV850046</b>

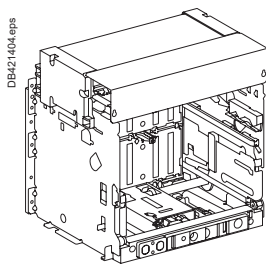
### Grounding kit

Grounding kit for MasterPact MTZ2/MTZ3 drawout	<b>LV848559</b>
--	-----------------

[1] Only for breaker up to 3200 A.

# MTZ2 08 to MTZ3 63 drawout circuit breakers

## Chassis



Chassis ≤ 4000 A

### Chassis

	3P	4P
For type N1/H1		
800-1600 A	LV848392	LV848404
For type H2		
800-1600 A	LV848393	LV848405
For type N1/H1/H2/H2V		
2000 A	LV848393	LV848405
2500 A	LV848394	LV848406
3200 A	LV848395	LV848407
4000 A	LV848396	LV848408
For type H1/H2		
4000/6300 A	LV848397	LV848409
For type H3		
2000/2500 A	LV848394	LV848406
3200 A	LV848395	LV848407
4000 A	LV848396	LV848408
For type L1		
800/1600 A	LV848399	LV848411
2000 A	LV848400	LV848412

### Chassis terminal blocks

#### Standard terminal blocks

Each chassis comes equipped in standard with the terminal blocks corresponding to the customer functions below:

- the basic device : OF1, OF2, OF3, OF4, SDE1, UC3 (UC3 for 3P chassis only, not for 4P)
- the MicroLogic control unit : UC1, UC2
- the 5 most common accessories : MN/MX2, MX1, XF, PF, MCH.

#### Additional terminal blocks

If the device is equipped with one or a combination of the following 5 additional accessories:

- SDE2/RES
- M2C/ESM
- PTE
- 1<sup>st</sup> additionnal 4 OF block
- 2<sup>nd</sup> additionnal 4 OF block

all the necessary chassis terminal blocks are coded by one of the part numbers below :

Chassis terminal blocks for 8 OF contacts	LV839471
Chassis terminal blocks for 4 OF contacts	LV839472
Chassis terminal block for PTE	LV839473
Chassis terminal blocks for PTE + 8 OF contacts	LV839474
Chassis terminal blocks for PTE + 4 OF contacts	LV839475
Chassis terminal block for SDE2/RES	LV839476
Chassis terminal blocks for SDE2/RES + 8 OF contacts	LV839477
Chassis terminal blocks for SDE2/RES + 4 OF contacts	LV839478
Chassis terminal blocks for PTE + SDE2/RES	LV839479
Chassis terminal blocks for PTE + SDE2/RES + 8 OF contacts	LV839480
Chassis terminal blocks for PTE + SDE2/RES + 4 OF contacts	LV839481
Chassis terminal block for M2C/ESM	LV839482
Chassis terminal blocks for M2C/ESM + 8 OF contacts	LV839483
Chassis terminal blocks for M2C/ESM + 4 OF contacts	LV839484
Chassis terminal blocks for PTE + M2C/ESM	LV839485
Chassis terminal blocks for PTE + M2C/ESM + 8 OF contacts	LV839486
Chassis terminal blocks for PTE + M2C/ESM + 4 OF contacts	LV839487
Chassis terminal blocks for SDE2/RES + M2C/ESM	LV839488
Chassis terminal blocks for SDE2/RES + M2C/ESM + 8 OF contacts	LV839489
Chassis terminal blocks for SDE2/RES + M2C/ESM + 4 OF contacts	LV839490
Chassis terminal blocks for PTE + SDE2/RES + M2C/ESM	LV839491
Chassis terminal blocks for PTE + SDE2/RES + M2C/ESM + 8 OF contacts	LV839492
Chassis terminal blocks for PTE + SDE2/RES + M2C/ESM + 4 OF contacts	LV839493

### Ethernet communication option

	Chassis +	Circuit breaker (ULP)
ULP port	Standard	Standard
EIFE Embedded Ethernet interface for LV breaker	LV851200	
IFM Modbus interface	LV434000	
IFE Ethernet interface for LV breaker	LV434001	
Ethernet interface for LV breakers and gateway	LV434002	
I/O application module	LV434063	

Auxiliaries and accessories:

- for drawout devices: see [page I-31](#)
- for fixed or drawout devices: see [page I-35](#).
- Switch-disconnector version: see [page I-37](#).
- Source changeover assembly: see [page I-35](#).

# MTZ2 08 to MTZ3 63 drawout circuit breakers

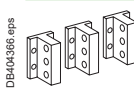
## Connections

### Chassis front connection



			3P	4P
800-1600 A	Top		<b>LV848415</b>	<b>LV848441</b>
	Bottom		<b>LV848418</b>	<b>LV848444</b>
2000 A	Top		<b>LV848413</b>	<b>LV848417</b>
	Bottom		<b>LV848414</b>	<b>LV848420</b>
2500/3200 A	Top		<b>LV848416</b>	<b>LV848442</b>
	Bottom		<b>LV848419</b>	<b>LV848445</b>

### Chassis rear connection



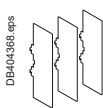
			3P	4P
<b>Vertical connection</b>				
800-2000 A	Top		<b>LV848133</b>	<b>LV848158</b>
	Bottom		<b>LV848138</b>	<b>LV848163</b>
800-1600 A type L1	Bottom		<b>LV848138</b>	<b>LV848163</b>
2500/3200 A	Top		<b>LV848134</b>	<b>LV848159</b>
2000 A types H3/L1	Bottom		<b>LV848139</b>	<b>LV848164</b>
4000 A	Top		<b>LV848135</b>	<b>LV848160</b>
	Bottom		<b>LV848140</b>	<b>LV848165</b>
4000/5000 A (MTZ3)	Top		<b>LV848136</b>	<b>LV848161</b>
	Bottom		<b>LV848141</b>	<b>LV848166</b>
6300 A (MTZ3)	Top		<b>LV848137</b>	<b>LV848162</b>
	Bottom		<b>LV848142</b>	<b>LV848167</b>

### Horizontal connection



800-2000 A	Top		<b>LV848143</b>	<b>LV848168</b>
800-1600 A type L1	Bottom		<b>LV848148</b>	<b>LV848173</b>
2500/3200 A	Top		<b>LV848144</b>	<b>LV848169</b>
2000 A types H3/L1	Bottom		<b>LV848149</b>	<b>LV848174</b>
4000 A	Top		<b>LV848145</b>	<b>LV848170</b>
	Bottom		<b>LV848150</b>	<b>LV848175</b>
4000/5000 A	Top		<b>LV848146</b>	<b>LV848171</b>
	Bottom		<b>LV848151</b>	<b>LV848176</b>

### Rear connection accessories



<b>Interphase barriers <sup>[1]</sup></b>				
3P/4P (3 parts)			<b>LV848600SP</b>	

**[1]** The same kit covers the top and the bottom connections on the same time.




# MTZ2 08 to MTZ3 63 drawout circuit breakers

## Chassis locking and accessories

### Chassis locking

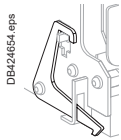
#### "Disconnected" position locking



DB404325.eps

By padlocks		
	VCPO	Standard
By Profalux keylocks		
Profalux	1 lock with 1 key + adaptation kit	<b>LV848568</b>
	2 locks 1 key + adaptation kit	<b>LV848569</b>
	2 locks 2 different keys + adaptation kit	<b>LV848570</b>
By Ronis keylocks		
Ronis	1 lock with 1 key + adaptation kit	<b>LV848572</b>
	2 locks 1 key + adaptation kit	<b>LV848573</b>
	2 locks 2 different keys + adaptation kit	<b>LV848574</b>
	Optional disconnected/test/connected position locking	<b>LV833779</b>
Adaptation kit (without keylock):	adaptation kit Profalux / Ronis	<b>LV848564SP</b>
	adaptation kit Kirk	<b>LV848565SP</b>
	adaptation kit Castell	<b>LV848566SP</b>

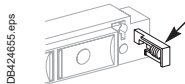
#### Door interlock (1 part)



DB424654.eps

	Right-hand side of chassis	<b>LV848579</b>
	Left-hand side of chassis	<b>LV848580</b>

#### Racking interlock



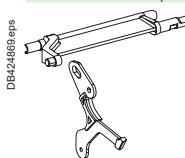
DB424655.eps

	1 part	<b>LV848582</b>
--	--------	-----------------

#### Racking interlock between crank and OFF pushbutton

	1 part	<b>LV848585</b>
--	--------	-----------------

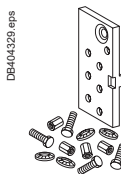
#### Automatic spring discharge before breaker removal



DB424659.eps

	1 part	<b>LV848554</b>
--	--------	-----------------

#### Breaker mismatch protection



DB404329.eps

	Breaker mismatch protection VDC	<b>LV833767SP</b>
--	---------------------------------	-------------------

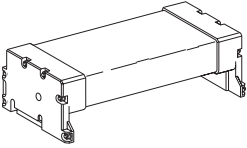
# MTZ2 08 to MTZ3 63 drawout circuit breakers

## Chassis locking and accessories

### Chassis accessories

#### Arc chute cover

DB404330.eps

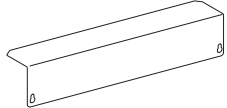


3P/4P

Standard

#### Auxiliary terminal shield (CB)

DB404331.eps



800/4000 A

3P

**LV848595**

4000/6300 A

4P

**LV848596**

3P

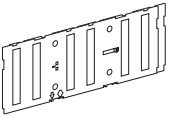
**LV848597**

4P

**LV848598**

#### Safety shutters + locking block

DB404332.eps



800/4000 A

3P

Standard

4000/6300 A

4P

Standard

3P

Standard

4P

Standard

#### Shutter locking block (for replacement)

DB404333.eps

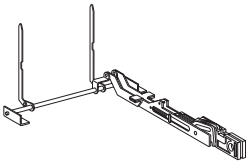


2 parts for 800/4000 A

**LV848591SP**

#### Front face shutter position indication and locking

DB404374.eps



800/4000 A

3P/4P

**LV848592**

4000/6300 A

3P

**LV848593**

4P

**LV848594**

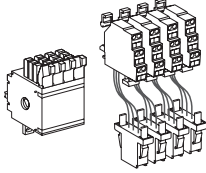
# MTZ2 08 to MTZ3 63 drawout circuit breakers

## Indication contacts and remote operation

### Indication contacts

#### ON/OFF indication contacts (OF)

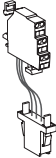
DB404321.eps



Block of 4 changeover contacts (6 A - 240 V)	1 block (standard)
1 additional block of 4 contacts (2 max.)	<b>LV848468</b>

#### Combined closed / connected contacts for use with 1 auxiliary contact

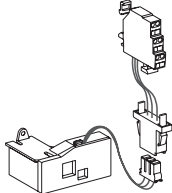
DB404322.eps



1 contact (5 A - 240 V) (8 max.)	<b>LV848477</b>
or 1 low-level contact (8 max.)	<b>LV848478</b>

#### "Fault trip" indication contacts (SDE)

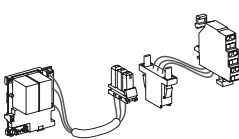
DB404323.eps



Changeover contact (6 A - 240 V)	1 (standard)
1 additional SDE (6 A - 240 V)	<b>LV848475</b>
or 1 additional low-level SDE	<b>LV848476</b>

#### Programmable contacts (programmed via MicroLogic X control unit)

DB424657.eps



2 contacts M2C (5 A - 240 V)	<b>LV848382</b>
------------------------------	-----------------

#### Carriage switches (connected / disconnected / test position)

DB404324.eps



<b>Changeover contacts (8 A - 240 V)</b>	
1 connected position contact (3 max.)	<b>LV833751</b>
1 test position contact (3 max.)	<b>LV833752</b>
1 disconnected position contact (3 max.)	<b>LV833753</b>
<b>and/or low-level changeover contacts</b>	
1 connected position contact (3 max.)	<b>LV833754</b>
1 test position contact (3 max.)	<b>LV833755</b>
1 disconnected position contact (3 max.)	<b>LV833756</b>
Actuator for additional carriage switches	<b>LV848560</b>

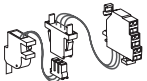
#### Auxiliary terminals for chassis alone

3 wire terminal (30 parts)	<b>LV847898SP</b>
6 wire terminal (10 parts)	<b>LV847899SP</b>
Jumpers (10 parts)	<b>LV847900SP</b>

### Remote operation

#### "Ready to close" contact (1 max.)

DB404379.eps



1 changeover contact (5 A - 240 V)	PF
1 low-level changeover contact	<b>LV848469</b>
	<b>LV848470</b>

#### Electrical closing pushbutton

DB424640.eps



1 pushbutton	BPFE
	<b>LV848534</b>

#### Remote reset after fault trip

<b>Electrical reset</b>	
100/130 V AC	RES
200/240 V AC	<b>LV848472</b>
	<b>LV848473</b>
<b>Automatic reset</b>	
Adaptation	RAR
	<b>LV847346</b>

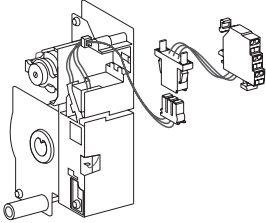
# MTZ2 08 to MTZ3 63 drawout circuit breakers

## Remote operation

### Remote ON/OFF

#### Gear motor

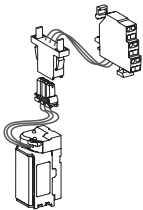
DB424655.eps



AC 50/60 Hz	48 V	MCH	
	100/130 V	LV848522	
	200/240 V	LV848526	
	250/277 V	LV848527	
	380/415 V	LV848528	
	440/480 V	LV848529	
		LV848530	
DC	24/30 V	LV848521	
	48/60 V	LV848522	
	100/130 V	LV848523	
	200/250 V	LV848524	

#### Instantaneous voltage releases

DB424659.eps

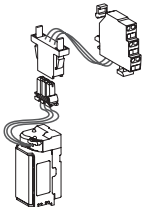


		Closing release	Opening release
<b>Standard</b>		XF	MX
AC 50/60 Hz	24/30 V DC, 24 V AC	LV848481	LV848491
DC	48/60 V DC, 48 V AC	LV848482	LV848492
	100/130 V AC/DC	LV848483	LV848493
	200/250 V AC/DC	LV848484	LV848494
	277 V AC	LV848485	LV848495
	380/480 V AC	LV848486	LV848496
<b>Diagnostic &amp; Communicating</b>		XF diag & com	MX diag & com
AC 50/60 Hz	24/30 V DC, 24 V AC	LV848449	LV848458
DC	48/60 V DC, 48 V AC	LV848450	LV848459
	100/130 V AC/DC	LV848451	LV848460
	200/250 V AC/DC	LV848452	LV848461
	277 V AC	LV848453	LV848462
	380/480 V AC	LV848454	LV848463
<b>Standard</b>		Opening release	
		MN	
AC 50/60 Hz	24/30 V DC, 24 V AC	LV848501	
DC	48/60 V DC, 48 V AC	LV848502	
	100/130 V AC/DC	LV848503	
	200/250 V AC/DC	LV848504	
	380/480 V AC	LV848506	
<b>Diagnostic</b>		MN diag	
AC 50/60 Hz	24/30 V DC, 24 V AC	LV836705	
DC	48/60 V DC, 48 V AC	LV836706	
	100/130 V AC/DC	LV836707	
	200/250 V AC/DC	LV836708	
	380/480 V AC	LV836709	

### Remote tripping

#### Instantaneous voltage release

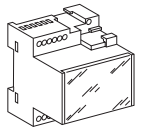
DB424659.eps



		2 <sup>nd</sup> MX	
AC 50/60 Hz	24/30 V DC, 24 V AC	LV848511	
DC	48/60 V DC, 48 V AC	LV848512	
	100/130 V AC/DC	LV848513	
	200/250 V AC/DC	LV848514	
	277 V AC	LV848515	
	380/480 V AC	LV848516	

#### MN delay unit

DB404320.eps



		R (non-adjustable)	Rr (adjustable)
AC 50/60 Hz	48/60 V AC/DC		LV833680SP
DC	100/130 V AC/DC	LV833684SP	LV833681SP
	200/250 V AC/DC	LV833685SP	LV833682SP
	380/480 V AC/DC		LV833683SP

# Accessories for MTZ2 08 to MTZ3 63 fixed and drawout circuit breakers

## Circuit breaker locking

### Pushbutton locking device

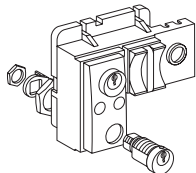
DB404337 eps



By padlocks	LV848536
-------------	----------

### OFF position locking

DB404338 eps



By padlocks	VCPO	LV848539
By Profalux keylocks		
Profalux	1 lock with 1 key + adaptation kit	LV848545
	2 locks 1 key + adaptation kit	LV848546
	2 locks 2 different keys + adaptation kit	LV848547
By Ronis keylocks		
Ronis	1 lock with 1 key + adaptation kit	LV848549
	2 locks 1 key + adaptation kit	LV848550
	2 locks 2 different keys + adaptation kit	LV848551
Adaptation kit (without keylock):	adaptation kit Profalux / Ronis	LV848541SP
	adaptation kit Kirk	LV848542SP
	adaptation kit Castell	LV848543SP

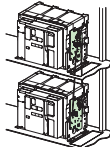
## Cable-type door interlock

1 complete assembly for MasterPact MTZ2/MTZ3 fixed or drawout device	LV848614SP
--	------------

## Mechanical interlocking for source changeover

### Interlocking of 2 devices using connecting rods

DB421405 eps

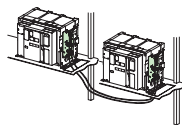


Complete assembly with 2 adaptation fixtures + rods	
1 set of 2 adaptation fixtures for MasterPact MTZ2 or MTZ3 fixed or drawout device	LV847930SP
1 set of 2 interlocking rods	LV833210SP

**Note:** Can be used with 1 MTZ2/3 fixed + 1 MTZ2/3 drawout.

### Interlocking of 2 devices using cables <sup>[1]</sup>

DB421406 eps

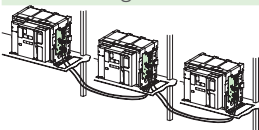


Choose 2 adaptation fixtures (1 for each device) + 1 set of cables	
1 adaptation fixture for MasterPact MTZ2/3 fixed devices	LV847926SP
1 adaptation fixture for MasterPact MTZ2/3 drawout devices	LV847926SP
1 set of 2 cables of 2.5 m	LV833209SP

**[1]** Can be used with any combination of MTZ, fixed or drawout devices.

### Interlocking of 3 devices using cables

DB421407 eps



Choose 1 interlocking kit (including 3 adaptation fixtures + cables)	
3 sources, only 1 device closed, fixed or drawout devices	LV848610SP
2 sources + 1 coupling, fixed or drawout devices	LV848609SP
2 normal + 1 replacement source, fixed or drawout devices	LV848608SP

## Other circuit breaker accessories

### Mechanical operation counter

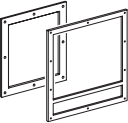
DB125617 eps



Operation counter CDM	LV848535
-----------------------	----------

### Escutcheon and accessories

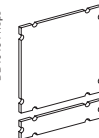
DB421415 eps



DB404340 eps



DB404341 eps



	Fixed	Drawout
Escutcheon	LV848601SP	LV848603SP
Transparent cover IP54		LV848604SP
Escutcheon blanking plate	LV848605SP	LV848605SP

Escutcheon

Cover

Blanking plate




► For more informations see source-changeover systems catalogue, LVPED216028EN.

# Accessories for MTZ2 08 to MTZ3 63 fixed and drawout circuit breakers

## Accessories for MicroLogic X control units

### External sensors

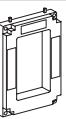
#### External sensor for earth-fault protection (TCE)

	Sensor rating	400/2000 A	LV834035SP
		1000/4000 A	LV834036SP
		4000/6300 A (MTZ3)	LV848182SP
	Single sensor kit	2000/6300 A	LV848904SP
	3 layer bus	2000 A	LV848905SP

#### Rectangular sensor for earth-leakage protection

	280 mm x 115 mm	LV833573SP
	470 mm x 160 mm	LV833574SP

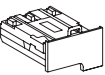
#### Source ground return (SGR) earth fault protection

	External sensor (SGR)	LV833579SP
	MDGF summing module	LV848891SP

#### Voltage measurement input (for breakers supplied via bottom terminals)

	Voltage measurement input	Fixed	LV847506
		Drawout	LV848533

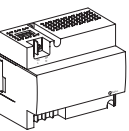
#### Voltage power supply module (VPS) for MicroLogic X

		LV850060

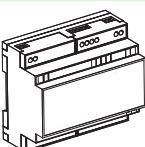
#### Zone Selective Interlocking option for MicroLogic X

ZSI	Standard
-----	----------

#### External power supply module (AD)


	24/30 V DC	LV454440
	48/60 V DC	LV454441
	100/125 V DC	LV454442
	110/130 V AC	LV454443
	200/240 V AC	LV454444

#### Restraint Interface Module - ZSI


		LV848892SP

## Test and commissioning equipment

#### USB Cable (miniUSB/USB) for MicroLogic X

		LV850067SP

#### Mobile Powerpack for MicroLogic X (by APC)

		LV850055SP

## Special settings

### Sensor rating to be specified when ordering

Rating	MTZ2 08	MTZ2 10	MTZ2 12	MTZ2 16	MTZ2 20	MTZ2 25	MTZ2 32
400	■	■					
630	■	■	■				
800		■	■	■			
1000			■		■		
1250				■	■	■	
1600					■	■	■
2000						■	■
2500							■
3200							
Rating	MTZ2 40	MTZ3 40	MTZ3 50	MTZ3 63			
2000	■	■					
2500	■	■	■				
3200	■	■	■	■			
4000			■	■			
5000				■			
6300							

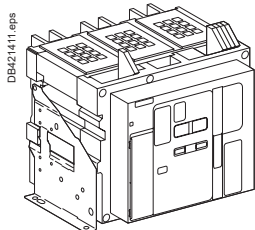
# MTZ2 08 to MTZ3 63 fixed switch-disconnectors

## Switch-disconnectors

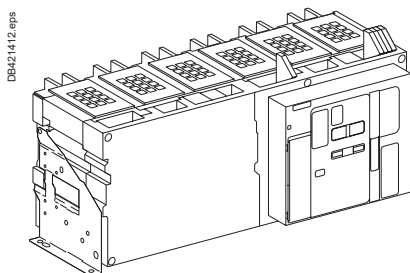
A MasterPact fixed switch-disconnector is described by 3 catalogue numbers corresponding to:

- the basic switch-disconnector
- a top connection
- a bottom connection.

Various auxiliaries and accessories may also be added.



Basic switch-disconnector  $\leq$  4000 A.



Basic switch-disconnector  $\geq$  4000 A.

### Basic switch-disconnector

Type NA				3P	4P
In (A at 40 °C) Icm (kA peak for U = 220/690 V)					
MTZ2 08	800	88	<b>LV848004</b>		<b>LV848011</b>
MTZ2 10	1000	88	<b>LV848018</b>		<b>LV848025</b>
MTZ2 12	1250	88	<b>LV848032</b>		<b>LV848039</b>
MTZ2 16	1600	88	<b>LV848046</b>		<b>LV848053</b>

Type HA				3P	4P
In (A at 40 °C) Icm (kA peak for U = 220/690 V)					
MTZ2 08	800	145	<b>LV848005</b>		<b>LV848012</b>
MTZ2 10	1000	145	<b>LV848019</b>		<b>LV848026</b>
MTZ2 12	1250	145	<b>LV848033</b>		<b>LV848040</b>
MTZ2 16	1600	145	<b>LV848047</b>		<b>LV848054</b>
MTZ2 20	2000	145	<b>LV848061</b>		<b>LV848068</b>
MTZ2 25	2500	145	<b>LV848074</b>		<b>LV848080</b>
MTZ2 32	3200	145	<b>LV848085</b>		<b>LV848090</b>
MTZ2 40	4000	145	<b>LV848095</b>		<b>LV848100</b>
MTZ3 40	4000	187	<b>LV848108</b>		<b>LV848111</b>
MTZ3 50	5000	187	<b>LV848114</b>		<b>LV848117</b>
MTZ3 63	6300	187	<b>LV848120</b>		<b>LV848123</b>

Type HF				3P	4P
In (A at 40 °C) Icm (kA peak for U = 220/690 V)					
MTZ2 08	800	187	<b>LV848006</b>		<b>LV848013</b>
MTZ2 10	1000	187	<b>LV848020</b>		<b>LV848027</b>
MTZ2 12	1250	187	<b>LV848034</b>		<b>LV848041</b>
MTZ2 16	1600	187	<b>LV848048</b>		<b>LV848055</b>
MTZ2 20	2000	187	<b>LV848062</b>		<b>LV848069</b>
MTZ2 25	2500	187	<b>LV848075</b>		<b>LV848081</b>
MTZ2 32	3200	187	<b>LV848086</b>		<b>LV848091</b>
MTZ2 40	4000	187	<b>LV848096</b>		<b>LV848101</b>

Type HH				3P	4P
In (A at 40 °C) Icm (kA peak for U = 220/440 V)					
MTZ2 20	2000	220	<b>LV846310</b>		<b>LV846311</b>
MTZ2 25	2500	220	<b>LV846312</b>		<b>LV846313</b>
MTZ2 32	3200	220	<b>LV846314</b>		<b>LV846315</b>
MTZ2 40	4000	220	<b>LV846316</b>		<b>LV846317</b>

Type HH with right neutral				4P
In (A at 40 °C) Icm (kA peak for U = 220/440 V)				
MTZ2 20	2000	220		<b>LV846342</b>
MTZ2 25	2500	220		<b>LV846343</b>
MTZ2 32	3200	220		<b>LV846344</b>
MTZ2 40	4000	220		<b>LV846345</b>

# MTZ2 08 to MTZ3 63 fixed switch-disconnectors

## Connections

### Front connection



		3P		4P	
800-1600 A	Top	LV848128	LV848153		
	Bottom	LV848130	LV848155		
2000 A	Top	LV848124	LV848126		
	Bottom	LV848125	LV848127		
2500-3200 A	Top	LV848129	LV848154		
	Bottom	LV848131	LV848156		

### Front connection accessories



		3P		4P	
Disconnectable front connection					
1600 A		LV848421SP	LV848424SP		
2000/3200 A		LV848422SP	LV848425SP		

### Rear connection

#### Vertical connection



		3P		4P	
800-2000 A	Top	LV848133	LV848158		
	Bottom	LV848138	LV848163		
2500-3200 A	Top	LV848134	LV848159		
	Bottom	LV848139	LV848164		
4000 A	Top	LV848135	LV848160		
	Bottom	LV848140	LV848165		
4000/5000 A	Top	LV848136	LV848161		
	Bottom	LV848141	LV848166		
6300 A	Top	LV848137	LV848162		
	Bottom	LV848142	LV848167		

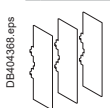
#### Horizontal connection



		3P		4P	
800-2000 A	Top	LV848143	LV848168		
	Bottom	LV848148	LV848173		
2500-3200 A	Top	LV848144	LV848169		
	Bottom	LV848149	LV848174		
4000 A	Top	LV848145	LV848170		
	Bottom	LV848150	LV848175		
4000/5000 A	Top	LV848146	LV848171		
	Bottom	LV848151	LV848176		

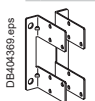
### Rear connection accessories

#### Interphase barriers <sup>[1]</sup>



3P/4P (3 parts)	LV848599SP
[1] The same kit covers the top and the bottom connections on the same time.	

#### Brackets for mounting on a backplate



2 parts	LV847829
---------	----------



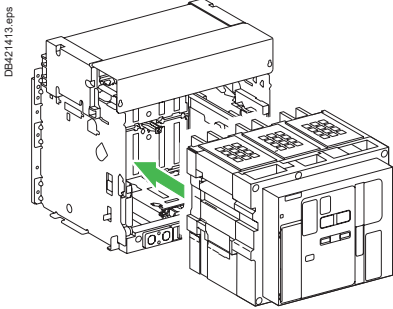
# MTZ2 08 to MTZ3 63 drawout switch-disconnectors

## Switch-disconnectors

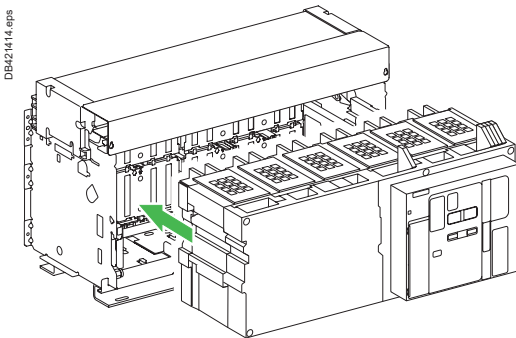
A MasterPact drawout switch-disconnector is described by minimum 4 catalogue numbers corresponding to:

- the basic switch-disconnector
- a chassis with standard terminal blocks
- a top connection
- a bottom connection.

Various auxiliaries and accessories may also be added.



Basic switch-disconnector + chassis ≤ 4000 A.



Basic switch-disconnector + chassis ≥ 4000 A.

### Basic switch-disconnector

Type NA				
			3P	4P
In (A at 40 °C) Icm (kA peak for U = 220/690 V)				
MTZ2 08	800	88	LV848234	LV848241
MTZ2 10	1000	88	LV848248	LV848255
MTZ2 12	1250	88	LV848262	LV848269
MTZ2 16	1600	88	LV848276	LV848283

Type HA				
			3P	4P
In (A at 40 °C) Icm (kA peak for U = 220/690 V)				
MTZ2 08	800	145	LV848235	LV848242
MTZ2 10	1000	145	LV848249	LV848256
MTZ2 12	1250	145	LV848263	LV848270
MTZ2 16	1600	145	LV848277	LV848284
MTZ2 20	2000	145	LV848291	LV848298
MTZ2 25	2500	145	LV848304	LV848310
MTZ2 32	3200	145	LV848315	LV848320
MTZ2 40	4000	145	LV848325	LV848330
MTZ3 40	4000	187	LV848338	LV848341
MTZ3 50	5000	187	LV848344	LV848347
MTZ3 63	6300	187	LV848350	LV848353

Type HF				
			3P	4P
In (A at 40 °C) Icm (kA peak for U = 220/690 V)				
MTZ2 08	800	187	LV848236	LV848243
MTZ2 10	1000	187	LV848250	LV848257
MTZ2 12	1250	187	LV848264	LV848271
MTZ2 16	1600	187	LV848278	LV848285
MTZ2 20	2000	187	LV848292	LV848299
MTZ2 25	2500	187	LV848305	LV848311
MTZ2 32	3200	187	LV848316	LV848321
MTZ2 40	4000	187	LV848326	LV848331

Type HH				
			3P	4P
In (A at 40 °C) Icm (kA peak for U = 220/440 V)				
MTZ2 20	2000	220	LV846318	LV846319
MTZ2 25	2500	220	LV846320	LV846321
MTZ2 32	3200	220	LV846322	LV846323
MTZ2 40	4000	220	LV846324	LV846325

Type HH with right neutral				4P
In (A at 40 °C) Icm (kA peak for U = 220/440 V)				
MTZ2 20	2000	220		LV846346
MTZ2 25	2500	220		LV846347
MTZ2 32	3200	220		LV846348
MTZ2 40	4000	220		LV846349

### Chassis

Type NA/HA/HF				
			3P	4P
800-1600 A			LV848392	LV848404
Type HA/HF/HH				
			3P	4P
2000 A			LV848393	LV848405
2500 A			LV848394	LV848406
3200 A			LV848395	LV848407
4000 A			LV848396	LV848408
Type HA				
4000/6300 A (MTZ3)			LV848397	LV848409

# MTZ2 08 to MTZ3 63 drawout switch-disconnectors

## Switch-disconnectors

### Chassis terminal blocks

#### Standard terminal blocks

Each chassis comes equipped in standard with the terminal blocks corresponding to the customer functions below:

- the basic device : OF1, OF2, OF3, OF4, SDE1, UC3 (UC3 for 3P chassis only, not for 4P)
- the MicroLogic control unit : UC1, UC2
- the 5 most common accessories : MN/MX2, MX1, XF, PF, MCH

#### Additional terminal blocks

If the device is equipped with one or a combination of the following 5 additional accessories:

- SDE2/RES
- M2C/ESM
- PTE
- 1st additional 4 OF block
- 2nd additional 4 OF block

all the necessary chassis terminal blocks are coded by one of the part numbers below :


Chassis terminal blocks for 8 OF contacts	<b>LV839471</b>
Chassis terminal blocks for 4 OF contacts	<b>LV839472</b>
Chassis terminal block for PTE	<b>LV839473</b>
Chassis terminal blocks for PTE + 8 OF contacts	<b>LV839474</b>
Chassis terminal blocks for PTE + 4 OF contacts	<b>LV839475</b>
Chassis terminal block for SDE2/RES	<b>LV839476</b>
Chassis terminal blocks for SDE2/RES + 8 OF contacts	<b>LV839477</b>
Chassis terminal blocks for SDE2/RES + 4 OF contacts	<b>LV839478</b>
Chassis terminal blocks for PTE + SDE2/RES	<b>LV839479</b>
Chassis terminal blocks for PTE + SDE2/RES + 8 OF contacts	<b>LV839480</b>
Chassis terminal blocks for PTE + SDE2/RES + 4 OF contacts	<b>LV839481</b>
Chassis terminal block for M2C/ESM	<b>LV839482</b>
Chassis terminal blocks for M2C/ESM + 8 OF contacts	<b>LV839483</b>
Chassis terminal blocks for M2C/ESM + 4 OF contacts	<b>LV839484</b>
Chassis terminal blocks for PTE + M2C/ESM	<b>LV839485</b>
Chassis terminal blocks for PTE + M2C/ESM + 8 OF contacts	<b>LV839486</b>
Chassis terminal blocks for PTE + M2C/ESM + 4 OF contacts	<b>LV839487</b>
Chassis terminal blocks for SDE2/RES + M2C/ESM	<b>LV839488</b>
Chassis terminal blocks for SDE2/RES + M2C/ESM + 8 OF contacts	<b>LV839489</b>
Chassis terminal blocks for SDE2/RES + M2C/ESM + 4 OF contacts	<b>LV839490</b>
Chassis terminal blocks for PTE + SDE2/RES + M2C/ESM	<b>LV839491</b>
Chassis terminal blocks for PTE + SDE2/RES + M2C/ESM + 8 OF contacts	<b>LV839492</b>
Chassis terminal blocks for PTE + SDE2/RES + M2C/ESM + 4 OF contacts	<b>LV839493</b>

# MTZ2 08 to MTZ3 63 drawout switch-disconnectors

## Connections

### Chassis front connection

DB42/653.eps

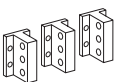


			3P	4P
800-1600 A	Top		LV848415	LV848441
	Bottom		LV848418	LV848444
2000 A	Top		LV848413	LV848417
	Bottom		LV848414	LV848420
2500/3200 A	Top		LV848416	LV848442
	Bottom		LV848419	LV848445

### Chassis rear connection

#### Vertical connection

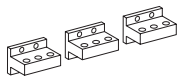
DB40/386.eps



			3P	4P
800-2000 A	Top		LV848133	LV848158
	Bottom		LV848138	LV848163
2500/3200 A	Top		LV848134	LV848159
	Bottom		LV848139	LV848164
4000 A	Top		LV848135	LV848160
	Bottom		LV848140	LV848165
4000/5000 A	Top		LV848136	LV848161
	Bottom		LV848141	LV848166
6300 A	Top		LV848137	LV848162
	Bottom		LV848142	LV848167

#### Horizontal connection

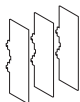
DB40/387.eps



			3P	4P
800-2000 A	Top		LV848143	LV848168
	Bottom		LV848148	LV848173
2500/3200 A	Top		LV848144	LV848169
	Bottom		LV848149	LV848174
4000 A	Top		LV848145	LV848170
	Bottom		LV848150	LV848175
4000/5000 A	Top		LV848146	LV848171
	Bottom		LV848151	LV848176

#### Rear connection accessories

DB40/388.eps



##### Interphase barriers <sup>[1]</sup>

3P/4P (3 parts)	LV848600SP
-----------------	------------

[1] The same kit covers the top and the bottom connections on the same time.

Order your breaker

# MTZ2 08 to MTZ3 63 circuit breakers with neutral on the right

## Fixed circuit breakers

A 4 pole MasterPact circuit breaker with neutral on the right is described by the same catalogue numbers as a standard 4 pole one, except for the basic circuit breaker, which is specific.

### Fixed circuit breakers with neutral on the right

Type H1			
	In (A at 40 °C)	Icu (kA for U = 220/440 V) - Ics = 100 %	Icu
			4P
MTZ2 08	800	66	LV848183
MTZ2 10	1000	66	LV848184
MTZ2 12	1250	66	LV848185
MTZ2 16	1600	66	LV848186
MTZ2 20	2000	66	LV848060
MTZ2 25	2500	66	LV848073
MTZ2 32	3200	66	LV848187
MTZ2 40	4000	66	LV848193
MTZ3 40	4000	100	LV848194
MTZ3 50	5000	100	LV848195
MTZ3 63	6300	100	LV848196

Type H2			
	In (A at 40 °C)	Icu (kA for U = 220/440 V) - Ics = 100 %	Icu
			4P
MTZ2 08	800	100	LV848177
MTZ2 10	1000	100	LV848178
MTZ2 12	1250	100	LV848179
MTZ2 16	1600	100	LV848180
MTZ2 20	2000	100	LV848067
MTZ2 25	2500	100	LV848079
MTZ2 32	3200	100	LV848181
MTZ2 40	4000	100	LV848102
MTZ3 40	4000	150	LV848103
MTZ3 50	5000	150	LV848104
MTZ3 63	6300	150	LV848105

Type H2V			
	In (A at 40 °C)	Icu (kA for U = 220/440 V) - Ics = 100 %	Icu
			4P
MTZ2 08	800	100	LV846200
MTZ2 10	1000	100	LV846201
MTZ2 12	1250	100	LV846202
MTZ2 16	1600	100	LV846203
MTZ2 20	2000	100	LV846204
MTZ2 25	2500	100	LV846205
MTZ2 32	3200	100	LV846206
MTZ2 40	4000	100	LV846207

# MTZ2 08 to MTZ3 63 circuit breakers with neutral on the right Drawout circuit breakers

A 4 pole MasterPact circuit breaker with neutral on the right is described by the same catalogue numbers as a standard 4 pole one, except for the basic circuit breaker, which is specific.

## Drawout circuit breakers with neutral on the right

Type H1			
			4P
	In (A at 40 °C)	Icu (kA for U = 220/440 V) - Ics = 100 %	Icu
MTZ2 08	800	66	LV848226
MTZ2 10	1000	66	LV848227
MTZ2 12	1250	66	LV848228
MTZ2 16	1600	66	LV848229
MTZ2 20	2000	66	LV848436
MTZ2 25	2500	66	LV848303
MTZ2 32	3200	66	LV848437
MTZ2 40	4000	66	LV848332
MTZ3 40	4000	100	LV848333
MTZ3 50	5000	100	LV848334
MTZ3 63	6300	100	LV848335

Type H2			
			4P
	In (A at 40 °C)	Icu (kA for U = 220/440 V) - Ics = 100 %	Icu
MTZ2 08	800	100	LV848426
MTZ2 10	1000	100	LV848427
MTZ2 12	1250	100	LV848428
MTZ2 16	1600	100	LV848429
MTZ2 20	2000	100	LV848438
MTZ2 25	2500	100	LV848309
MTZ2 32	3200	100	LV848439
MTZ2 40	4000	100	LV848354
MTZ3 40	4000	150	LV848355
MTZ3 50	5000	150	LV848356
MTZ3 63	6300	150	LV848357

Type H2V			
			4P
	In (A at 40 °C)	Icu (kA for U = 220/440 V) - Ics = 100 %	Icu
MTZ2 08	800	100	LV846210
MTZ2 10	1000	100	LV846211
MTZ2 12	1250	100	LV846212
MTZ2 16	1600	100	LV846213
MTZ2 20	2000	100	LV846214
MTZ2 25	2500	100	LV846215
MTZ2 32	3200	100	LV846216
MTZ2 40	4000	100	LV846217

Order your breaker

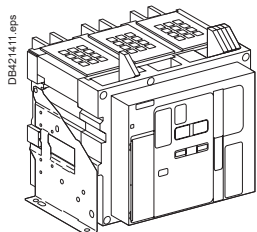
# MTZ2 08 to MTZ2 40 - 1150 V AC

## Fixed switch-disconnectors

A MasterPact 1150 V AC fixed switch-disconnector is described by 3 catalogue numbers corresponding to:

- the basic switch-disconnector
- a top connection
- a bottom connection.

Various auxiliaries and accessories may also be added.



Basic switch-disconnector  $\leq$  4000 A.

### Basic switch-disconnector

Type HA10			3P	4P
In (A at 40 °C) Icm (kA peak for U = 1150 V)				
MTZ2 08	800	105	<b>LV847260</b>	<b>LV847270</b>
MTZ2 10	1000	105	<b>LV847261</b>	<b>LV847271</b>
MTZ2 12	1250	105	<b>LV847262</b>	<b>LV847272</b>
MTZ2 16	1600	105	<b>LV847263</b>	<b>LV847273</b>
MTZ2 20	2000	105	<b>LV847264</b>	<b>LV847274</b>
MTZ2 25	2500	105	<b>LV847265</b>	<b>LV847275</b>
MTZ2 32	3200	105	<b>LV847266</b>	<b>LV847276</b>
MTZ2 40	4000	105	<b>LV847267</b>	<b>LV847277</b>

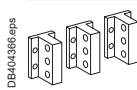
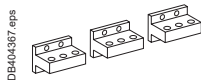
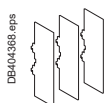
**Note:** the use of the interphase barriers LV848600SP is compulsory with the MTZ2 HA10 fixed version switch-disconnectors.

# MTZ2 08 to MTZ3 40 - 1150 V AC

## Fixed switch-disconnectors

### Connections

#### Rear connection

			3P	4P
<b>Vertical connection</b>				
 DB404386.eps	800-2000 A	Top	<b>LV848133</b>	<b>LV848158</b>
		Bottom	<b>LV848138</b>	<b>LV848163</b>
	2500/3200 A	Top	<b>LV848134</b>	<b>LV848159</b>
		Bottom	<b>LV848139</b>	<b>LV848164</b>
	4000 A	Top	<b>LV848135</b>	<b>LV848160</b>
		Bottom	<b>LV848140</b>	<b>LV848165</b>
<b>Horizontal connection</b>				
 DB404387.eps	800-2000 A	Top	<b>LV848143</b>	<b>LV848168</b>
		Bottom	<b>LV848148</b>	<b>LV848173</b>
	2500/3200 A	Top	<b>LV848144</b>	<b>LV848169</b>
		Bottom	<b>LV848149</b>	<b>LV848174</b>
	4000 A	Top	<b>LV848145</b>	<b>LV848170</b>
		Bottom	<b>LV848150</b>	<b>LV848175</b>
<b>Rear connection accessories</b>				
 DB404388.eps	<b>Interphase barriers <sup>[1]</sup></b>			
	<b>3P/4P (3 parts)</b>			<b>LV848600SP</b>
	<b>[1]</b> The same kit covers the top and the bottom connections on the same time.			

Order your breaker

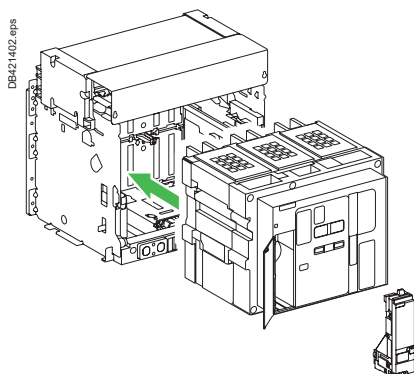
# MTZ2 08 to MTZ2 40 - 1150 V AC

## Drawout circuit breakers and switch-disconnectors

A MasterPact 1150 V AC drawout circuit breaker is described by 5 catalogue a corresponding to:

- the basic circuit breaker
- a control unit
- a chassis
- a top connection
- a bottom connection.

A communication option and various auxiliaries and accessories may also be added.

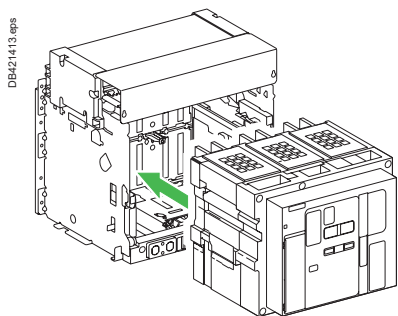


Basic circuit breaker + chassis  $\leq$  4000 A

A MasterPact 1150 V AC drawout switch-disconnector is described by 4 catalogue numbers corresponding to:

- the basic switch-disconnector
- a chassis
- a top connection
- a bottom connection.

A communication option and various auxiliaries and accessories may also be added.



Basic switch-disconnector + chassis  $\leq$  4000 A

### Basic circuit breaker

Type H10			3P	4P
	In (A at 40°C)	Icu (kA for U = 1150 V) - Ics = 100 % Icu		
MTZ2 08	800	50	<b>LV848725</b>	<b>LV848735</b>
MTZ2 10	1000	50	<b>LV848726</b>	<b>LV848736</b>
MTZ2 12	1250	50	<b>LV848727</b>	<b>LV848737</b>
MTZ2 16	1600	50	<b>LV848728</b>	<b>LV848738</b>
MTZ2 20	2000	50	<b>LV848729</b>	<b>LV848739</b>
MTZ2 25	2500	50	<b>LV848730</b>	<b>LV848740</b>
MTZ2 32	3200	50	<b>LV848731</b>	<b>LV848741</b>
MTZ2 40	4000	50	<b>LV848732</b>	<b>LV848742</b>

### MicroLogic X control unit

"Class1 IEC 61557-12 certified power meter"			3P/4P
MicroLogic 2.0 X	basic protection		<b>LV848498</b>
MicroLogic 5.0 X	selective protection		<b>LV848499</b>
MicroLogic 6.0 X	selective + earth-fault protection		<b>LV848500</b>

### Digital modules option

	3P/4P
Energy per phase	<b>LV850002</b>
Waveform capture trip event	<b>LV850003</b>
Power restoration assistant	<b>LV850004</b>
MasterPact operation assistant	<b>LV850005</b>
Individual harmonics analysis	<b>LV850006</b>
ANSI 51N/51G - Ground fault Alarm	<b>LV850007</b>
ERMS - Energy Reducing Maintenance Settings	<b>LV850009</b>
ANSI 32P - Reverse active power protection	<b>LV850011</b>
ANSI 27/59 - Under/Over voltage protection	<b>LV850012</b>
ANSI 67 - Directional overcurrent	<b>LV850015</b>
ANSI 51 - IDMTL overcurrent protection	<b>LV850037</b>
ANSI 81 - Under/Over frequency protection	<b>LV850013</b>
Modbus legacy dataset	<b>LV850045</b>
IEC 61850 for MasterPact MTZ	<b>LV850046</b>

### Basic switch-disconnector

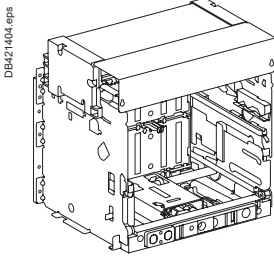
Type HA10			3P	4P
	In (A at 40°C)	Icm (kA peak for U = 1150 V)		
MTZ2 08	800	105	<b>LV848745</b>	<b>LV848755</b>
MTZ2 10	1000	105	<b>LV848746</b>	<b>LV848756</b>
MTZ2 12	1250	105	<b>LV848747</b>	<b>LV848757</b>
MTZ2 16	1600	105	<b>LV848748</b>	<b>LV848758</b>
MTZ2 20	2000	105	<b>LV848749</b>	<b>LV848759</b>
MTZ2 25	2500	105	<b>LV848750</b>	<b>LV848760</b>
MTZ2 32	3200	105	<b>LV848751</b>	<b>LV848761</b>
MTZ2 40	4000	105	<b>LV848752</b>	<b>LV848762</b>



# MTZ2 08 to MTZ2 40 - 1150 V AC

## Drawout circuit breakers and switch-disconnectors

### Chassis and connections



#### Chassis

	3P	4P
For type H10 and HA10		
800-1600 A	<b>LV848392</b>	<b>LV848404</b>
2000 A	<b>LV848393</b>	<b>LV848405</b>
2500 A	<b>LV848394</b>	<b>LV848406</b>
3200 A	<b>LV848395</b>	<b>LV848407</b>
4000 A	<b>LV848396</b>	<b>LV848408</b>

#### Chassis terminal blocks

##### Standard terminal blocks

Each chassis comes equipped in standard with the terminal blocks corresponding to the customer functions below:

- the basic device : OF1, OF2, OF3, OF4, SDE1, UC3 (UC3 for 3P chassis only, not for 4P)
- the MicroLogic control unit : UC1, UC2
- the 5 most common accessories : MN/MX2, MX1, XF, PF, MCH.

##### Additional terminal blocks

If the device is equipped with one or a combination of the following 5 additional accessories:

- SDE2/RES
- M2C/ESM
- PTE
- 1st additional 4 OF block
- 2nd additional 4 OF block

all the necessary chassis terminal blocks are coded by one of the part numbers below :

Chassis terminal blocks for 8 OF contacts	<b>LV839471</b>
Chassis terminal blocks for 4 OF contacts	<b>LV839472</b>
Chassis terminal block for PTE	<b>LV839473</b>
Chassis terminal blocks for PTE + 8 OF contacts	<b>LV839474</b>
Chassis terminal blocks for PTE + 4 OF contacts	<b>LV839475</b>
Chassis terminal block for SDE2/RES	<b>LV839476</b>
Chassis terminal blocks for SDE2/RES + 8 OF contacts	<b>LV839477</b>
Chassis terminal blocks for SDE2/RES + 4 OF contacts	<b>LV839478</b>
Chassis terminal blocks for PTE + SDE2/RES	<b>LV839479</b>
Chassis terminal blocks for PTE + SDE2/RES + 8 OF contacts	<b>LV839480</b>
Chassis terminal blocks for PTE + SDE2/RES + 4 OF contacts	<b>LV839481</b>
Chassis terminal block for M2C/ESM	<b>LV839482</b>
Chassis terminal blocks for M2C/ESM + 8 OF contacts	<b>LV839483</b>
Chassis terminal blocks for M2C/ESM + 4 OF contacts	<b>LV839484</b>
Chassis terminal blocks for PTE + M2C/ESM	<b>LV839485</b>
Chassis terminal blocks for PTE + M2C/ESM + 8 OF contacts	<b>LV839486</b>
Chassis terminal blocks for PTE + M2C/ESM + 4 OF contacts	<b>LV839487</b>
Chassis terminal blocks for SDE2/RES + M2C/ESM	<b>LV839488</b>
Chassis terminal blocks for SDE2/RES + M2C/ESM + 8 OF contacts	<b>LV839489</b>
Chassis terminal blocks for SDE2/RES + M2C/ESM + 4 OF contacts	<b>LV839490</b>
Chassis terminal blocks for PTE + SDE2/RES + M2C/ESM	<b>LV839491</b>
Chassis terminal blocks for PTE + SDE2/RES + M2C/ESM + 8 OF contacts	<b>LV839492</b>
Chassis terminal blocks for PTE + SDE2/RES + M2C/ESM + 4 OF contacts	<b>LV839493</b>

# MTZ2 08 to MTZ2 40 - 1150 V AC

## Drawout circuit breakers and switch-disconnectors

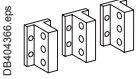
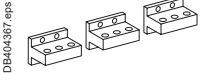
### Chassis and connections

#### Communication option <sup>[1]</sup>

ULP port	Standard
EIFE Embedded Ethernet interface for LV breaker	<b>LV851200</b>
IFM Modbus interface	<b>LV434000</b>
IFE Ethernet interface for LV breaker	<b>LV434001</b>
Ethernet interface for LV breakers and gateway	<b>LV434002</b>
I/O application module	<b>LV434063</b>

[1] Only for circuit breaker, no available for switch-disconnector.

#### Chassis rear connection

		3P	4P	
<b>Vertical connection</b>				
 DB404366 eps	800-2000 A	Top	<b>LV848133</b>	<b>LV848158</b>
		Bottom	<b>LV848138</b>	<b>LV848163</b>
	2500/3200 A	Top	<b>LV848134</b>	<b>LV848159</b>
		Bottom	<b>LV848139</b>	<b>LV848164</b>
	4000 A	Top	<b>LV848135</b>	<b>LV848160</b>
		Bottom	<b>LV848140</b>	<b>LV848165</b>
<b>Horizontal connection</b>				
 DB404367 eps	800-2000 A	Top	<b>LV848143</b>	<b>LV848168</b>
		Bottom	<b>LV848148</b>	<b>LV848173</b>
	2500/3200 A	Top	<b>LV848144</b>	<b>LV848169</b>
		Bottom	<b>LV848149</b>	<b>LV848174</b>
	4000 A	Top	<b>LV848145</b>	<b>LV848170</b>
		Bottom	<b>LV848150</b>	<b>LV848175</b>
<b>Rear connection accessories</b>				
 DB404368 eps	Interphase barriers <sup>[1]</sup>			
	3P/4P (3 parts)		<b>LV848600SP</b>	

[1] The same kit covers the top and the bottom connections on the same time.

# MasterPact MTZ1 Connection

## Connection

		3P	4P		
<b>Fixed circuit breakers</b>					
<b>Front connection / Replacement kit (3 or 4 parts)</b>					
	Top or bottom	630-1600 A	<table border="1"> <tr> <td>LV847069SP</td> <td>LV847070SP</td> </tr> </table>	LV847069SP	LV847070SP
LV847069SP	LV847070SP				
<b>Rear connection (vertical or horizontal mounting) / Replacement kit (3 or 4 parts)</b>					
 Vert. mounting.  Horiz. mounting.		630-1600 A	<table border="1"> <tr> <td>LV833584SP</td> <td>LV833585SP</td> </tr> </table>	LV833584SP	LV833585SP
LV833584SP	LV833585SP				
<b>Drawout circuit breakers</b>					
<b>Front connection / Replacement kit (6 or 8 parts)</b>					
	Top and bottom	630-1600 A	<table border="1"> <tr> <td>LV833588SP</td> <td>LV833589SP</td> </tr> </table>	LV833588SP	LV833589SP
LV833588SP	LV833589SP				
<b>Rear connection (vertical or horizontal mounting) / Replacement kit (3 or 4 parts)</b>					
 Vert. mounting.  Horiz. mounting.		630-1600 A	<table border="1"> <tr> <td>LV833586SP</td> <td>LV833587SP</td> </tr> </table>	LV833586SP	LV833587SP
LV833586SP	LV833587SP				
<b>Connection accessories</b>					
<b>Vertical connection adapters 630-1600 A / Replacement kit (3 or 4 parts)</b>					
	For fixed and drawout front-connected circuit breakers		<table border="1"> <tr> <td>LV833642SP</td> <td>LV833643SP</td> </tr> </table>	LV833642SP	LV833643SP
LV833642SP	LV833643SP				
<b>Cable lug adapters 630-1600 A / Replacement kit (3 or 4 parts)</b>					
 	For fixed and drawout front-connected circuit breakers		<table border="1"> <tr> <td>LV833644SP</td> <td>LV833645SP</td> </tr> </table>	LV833644SP	LV833645SP
LV833644SP	LV833645SP				
	Threaded rod + spacers for securing the cable lug adapters		<table border="1"> <tr> <td>04691</td> <td>04691</td> </tr> </table>	04691	04691
04691	04691				
<b>Spreaders / Replacement kit 630-1600 A (3 or 4 parts)</b>					
	For fixed and drawout front and rear-connected circuit breakers		<table border="1"> <tr> <td>LV833622SP</td> <td>LV833623SP</td> </tr> </table>	LV833622SP	LV833623SP
LV833622SP	LV833623SP				
<b>Interphase barriers / Replacement kit (3 or 4 parts)</b>					
	For fixed front and rear-connected circuit breakers <sup>[1]</sup>		<table border="1"> <tr> <td>LV833648SP</td> <td>LV833648SP</td> </tr> </table>	LV833648SP	LV833648SP
LV833648SP	LV833648SP				
	For drawout rear-connected circuit breakers <sup>[2]</sup>		<table border="1"> <tr> <td>LV833768SP</td> <td>LV833768SP</td> </tr> </table>	LV833768SP	LV833768SP
LV833768SP	LV833768SP				
<b>Arc chute screen (1 part)</b>					
	For fixed front-connected circuit breakers		<table border="1"> <tr> <td>LV847335SP</td> <td>LV847336SP</td> </tr> </table>	LV847335SP	LV847336SP
LV847335SP	LV847336SP				

[1] Take 2 kits: 1 for the top, 1 for the bottom connections.

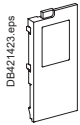
[2] The same kit covers the top and the bottom connections on the same time.

# MasterPact MTZ1

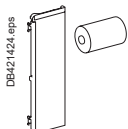
## MicroLogic X control unit, communication option, accessories

### Replacement parts for MicroLogic X control units

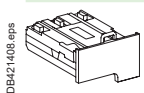
#### MicroLogic X embedded display (EHMI)

	MicroLogic X embedded display & wireless card	<b>LV850054SP</b>
---	---	-------------------

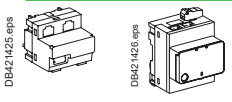
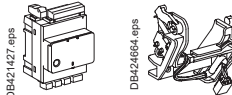
#### MicroLogic X Battery + Transparent cover

	Battery (1 part)	<b>LV833593SP</b>
	Transparent Cover (1 part) For MicroLogic X	<b>LV850053SP</b>

#### Voltage power supply module (VPS) for MicroLogic X

	Voltage power supply module (VPS) for MicroLogic X	<b>LV850060SP</b>
---	--	-------------------


### Communication option

	EIFE	Embedded Ethernet interface for LV breaker	<b>LV851100SP</b>
	IFM	Modbus interface	<b>LV434000</b>
	IFE	Ethernet interface LV breaker	<b>LV434001</b>
		Ethernet interface for LV breakers and gateway	<b>LV434002</b>
		I/O application module	<b>LV434063</b>
	Microswitches for MTZ1	<b>LV847906SP</b>	

### Accessories

#### External sensors

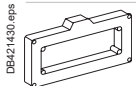
##### External sensor for earth-fault protection (TCE) / 1 part

	Sensor rating 400/1600 A	<b>LV833576SP</b>
---	--------------------------	-------------------

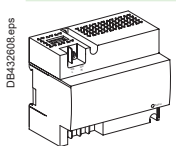
##### Source ground return (SGR) earth-fault protection / 1 part

	External sensor (SGR)	<b>LV833579SP</b>
	MDGF summing module	<b>LV848891SP</b>


##### Rectangular sensor for earth-leakage protection + Vigi cable / 1 part (up to 3200 A)

	280 mm x 115 mm	<b>LV833573SP</b>
---	-----------------	-------------------


#### External power supply module (AD) / 1 part

	24-30 V DC	<b>LV454440</b>
	48-60 V DC	<b>LV454441</b>
	100-125 V DC	<b>LV454442</b>
	110-130 V AC	<b>LV454443</b>
	200-240 V AC	<b>LV454444</b>

#### USB Cable (miniUSB/USB) for MicroLogic X / 1 part

	USB Cable (miniUSB/USB) for MicroLogic X / 1 part	<b>LV850067SP</b>
---	---	-------------------

#### Mobile Powerpack for MicroLogic X (by APC) / 1 part

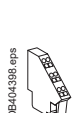
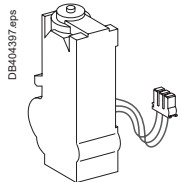
	Mobile Powerpack for MicroLogic X (by APC) / 1 part	<b>LV850055SP</b>
---	---	-------------------

# MasterPact MTZ1

## Remote operation

### Remote operation

#### Gear motor

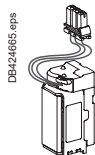


Fixed.

Drawout.

MCH (1 part)			
AC 50/60 Hz	48 V		LV833186SP
	100/130 V		LV833176SP
	200/240 V		LV833177SP
	277/415 V		LV833179SP
	440/480 V		LV833179SP
	+ resistor		LV833193SP
DC	24/30 V		LV833185SP
	48/60 V		LV833186SP
	100/125 V		LV833187SP
	200/250 V		LV833188SP
Terminal block (1 part)	For fixed circuit breaker		LV847074SP
	For drawout circuit breaker (if necessary)		LV833098SP

#### Closing and opening release (XF or MX)



Fixed.

Drawout.

Standard coil (1 part)			
AC 50/60 Hz	24/30 V DC, 24 V AC		LV833659SP
	48/60 V DC, 48 V AC		LV833660SP
	100/130 V AC/DC		LV833661SP
	200/250 V AC/DC		LV833662SP
	277 V AC		LV833663SP
	380/480 V AC		LV833664SP
DC	24/30 V DC, 24 V AC		LV833033SP
	48/60 V DC, 48 V AC		LV833034SP
	100/130 V AC/DC		LV833035SP
	200/250 V AC/DC		LV833036SP
	277 V AC		LV833037SP
	380/480 V AC		LV833038SP
Terminal block (1 part)	Wiring kit for diag & com coil		LV833118SP
	For fixed circuit breaker		LV847074SP
	For drawout circuit breaker (if necessary)		LV833098SP

#### Undervoltage release MN



Fixed.

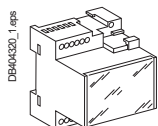
Drawout.

Undervoltage release (1 part)			
AC 50/60 Hz	24/30 V DC, 24 V AC		LV833668SP
	48/60 V DC, 48 V AC		LV833669SP
	100/130 V AC/DC		LV833670SP
	200/250 V AC/DC		LV833671SP
	380/480 V AC		LV833673SP
	Wiring kit for diag & com coil		LV833118SP
DC	24/30 V DC, 24 V AC		LV836668SP
	48/60 V DC, 48 V AC		LV836669SP
	100/130 V AC/DC		LV836670SP
	200/250 V AC/DC		LV836671SP
	380/480 V AC		LV836673SP
	Wiring kit for diag & com coil		LV833118SP
Terminal block (1 part)	For fixed circuit breaker		LV847074SP
	For drawout circuit breaker (if necessary)		LV833098SP

#### Voltage releases securing fixture

Voltage releases securing fixture for MX/XF/MN	LV847093SP
--	------------

#### MN delay unit



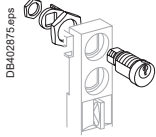
MN delay unit (1 part)			
		R (non-adjustable)	Rr (adjustable)
AC 50/60 Hz	48/60 V AC/DC		LV833680SP
	100/130 V AC/DC	LV833684SP	LV833681SP
DC	200/250 V AC/DC	LV833685SP	LV833682SP
	380/480 V AC/DC		LV833683SP

# MasterPact MTZ1

## Chassis locking and accessories

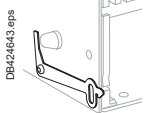
### Chassis locking

#### "Disconnected" position locking / 1 part



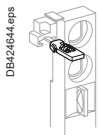
By padlocks		
	VCPO	Standard
By Profalux keylocks		
Profalux	1 lock with 1 key + adaptation kit	LV864909SP
	2 locks 1 key + adaptation kit	LV864910SP
	2 locks 2 different keys + adaptation kit	LV864911SP
1 keylock Profalux (without adaptation kit):	identical key not identified combination	LV833173SP
	identical key identified 215470 combination	LV833174SP
	identical key identified 215471 combination	LV833175SP
By Ronis keylocks		
Ronis	1 lock with 1 key + adaptation kit	LV864912SP
	2 locks 1 key + adaptation kit	LV864913SP
	2 locks 2 different keys + adaptation kit	LV864914SP
1 keylock Ronis (without adaptation kit):	identical key not identified combination	LV833189SP
	identical key identified EL24135 combination	LV833190SP
	identical key identified EL24153 combination	LV833191SP
	identical key identified EL24315 combination	LV833192SP
Adaptation kit (without keylock):	adaptation kit Profalux/Ronis	LV833769SP
	adaptation kit Castell	LV833771SP
	adaptation kit Kirk	LV833772SP

#### Door interlock / 1 part



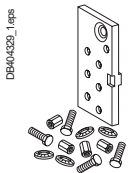
Right and left-hand side of chassis (VPECD or VPECG)	LV833172SP
--	------------

#### Racking interlock / 1 part



Racking interlock (VPOC)	LV833788SP
--------------------------	------------

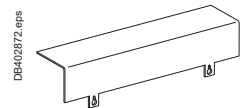
#### Breaker mismatch protection / 1 part



Breaker mismatch protection (VDC)	LV833767SP
-----------------------------------	------------

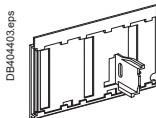
### Chassis accessories

#### Auxiliary terminal shield (CB) / 1 part



Terminal shield	3P	LV833763SP
	4P	LV833764SP

#### Safety shutters + locking / 1 part



Safety shutters (VO)	3P	LV833765SP
	4P	LV833766SP

**Note:** the locking of safety shutters is integrated.

# MasterPact MTZ1

## Clusters - NT chassis retrofit to MTZ1

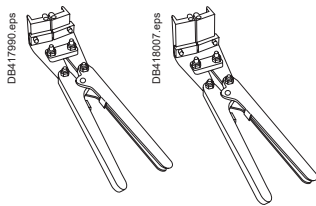
### Clusters



Kit of 6 disconnecting contact clusters for chassis (see table below) **LV864906SP**

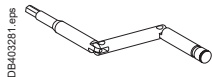
Table : number of clusters required for the different chassis models

Chassis rating (A)	MasterPact MTZ1	
	3P	4P
630	12	18
800	12	18
1000	12	18
1250	12	18
1600	18	24



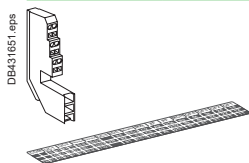
Set of 2 clusters fitters for 2 and 3 clusters **47554**

### Racking handle / 1 part



Racking handle **LV847098SP**

### NT chassis retrofit to MTZ1



Kit for retrofitting an NT chassis for MTZ1 moving part **LV850066SP**

For more information: retrofit kit instruction sheet ([QGH31933](#))

# MasterPact MTZ1

## Circuit breaker locking and accessories

### Circuit breaker locking

#### Pushbutton locking device / 1 part

DB40437\_1.eps



By padlocks	LV833897SP
-------------	------------

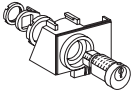
#### OFF position locking / 1 part

DB42448.eps



By padlocks + BPF support	LV847514SP
---------------------------	------------

DB403892.eps



By Profalux keylocks + support		
Profalux	1 lock with 1 key + adaptation kit	LV864918SP
	2 locks 1 key + adaptation kit	LV864919SP
1 keylock Profalux (without adaptation kit):	identical key not identified combination	LV833173SP
	identical key identified 215470 combination	LV833174SP
	identical key identified 215471 combination	LV833175SP

#### By Ronis keylocks + support

Ronis	1 lock with 1 key + adaptation kit	LV864920SP
	2 locks 1 key + adaptation kit	LV864921SP
1 keylock Ronis (without adaptation kit):	identical key not identified combination	LV833189SP
	identical key identified EL24135 combination	LV833190SP
	identical key identified EL24153 combination	LV833191SP
	identical key identified EL24315 combination	LV833192SP
Adaptation kit (without keylock):	adaptation kit Profalux / Ronis	LV847515SP
	adaptation kit Kirk	LV847517SP
	adaptation kit Castell	LV847518SP

### Other circuit breaker accessories

#### Mechanical operation counter / 1 part

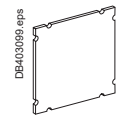
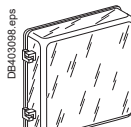
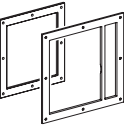
DB25617\_1.eps



Operation counter CDM	LV833895SP
-----------------------	------------

#### Escutcheon and accessories / 1 part

DB421420.eps

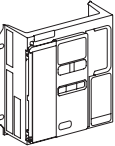


	Fixed	Drawout
Escutcheon	LV833718SP	LV833857SP
Transparent cover (IP54)		LV833859SP
Escutcheon blanking plate		LV833858SP

Escutcheon      Cover      Blanking plate

#### Front cover (3P) / 1 part

DB421451.eps



Front cover	LV847094SP
-------------	------------

#### Spring charging handle / 1 part

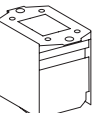
DB424666.eps



Spring charging handle	LV847092SP
------------------------	------------

#### Arc chute for MasterPact MTZ1 / 1 part

DB421432.eps



		3P		4P
Type H1/H2/HA	3 x	LV846737SP	4 x	LV846737SP
Type L1	3 x	LV847095SP	4 x	LV847095SP

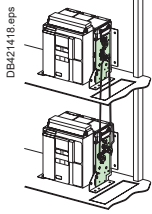


# MasterPact MTZ1

## Mechanical interlocking for source changeover

### Mechanical interlocking for source changeover

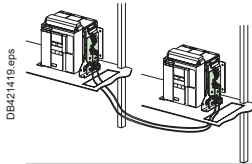
#### Interlocking using connecting rods



Choose 1 set of 2 adaptation fixtures + 1 set of rods	
1 set of 2 adaptation fixtures for MasterPact MTZ1 fixed devices	LV833203SP
1 set of 2 adaptation fixtures for MasterPact MTZ1 drawout devices	LV833204SP
1 set of 2 interlocking rods	LV833210SP

**Note:** the installation manual is enclosed.

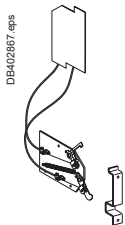
#### Interlocking using cables <sup>[1]</sup>



Choose 2 adaptation fixtures (1 for each device) + 1 set of cables	
1 adaptation fixture for MasterPact MTZ1 fixed devices	LV833200SP
1 adaptation fixture for MasterPact MTZ1 drawout devices	LV833201SP
1 set of 2 cables	LV833209SP

**[1]** Can be used with any combination of MTZ1 or MTZ2/3, fixed or drawout devices.

#### Cable-type door interlock



1 complete assembly for MasterPact MTZ1 fixed devices	LV833920SP
1 complete assembly for MasterPact MTZ1 drawout devices	LV833921SP

**Note:** the installation manual is enclosed.

# MasterPact MTZ1

## Indication contacts

### Indication contacts

#### ON/OFF indication contacts (OF) / 1 part

DB402837.eps

Changeover contacts (6 A - 240 V)	LV847076SP
1 low-level OF to replace 1 standard OF (4 max.)	LV847077SP
Wiring	For fixed circuit breaker
	For drawout circuit breaker (if necessary)
	LV847074SP
	LV833098SP

#### "Ready to close" contact (1 max.) / 1 part

DB402876.eps

1 changeover contact (6 A - 240 V)	PF
1 low-level changeover contact	LV847080SP
Wiring	For fixed circuit breaker
	For drawout circuit breaker (if necessary)
	LV847074SP
	LV833098SP

#### Electrical closing pushbutton / 1 part

DB424640.eps

1 pushbutton	BPFE
	LV864917SP

#### Carriage switches (connected / disconnected / test position) / 1 part

DB402916.eps

Changeover contacts (6 A - 240 V)	
1 connected position contact (3 max.)	LV833170SP
1 test position contact (1 max.)	LV833170SP
1 disconnected position contact (2 max.)	LV833170SP

#### And/or low-level changeover contacts

1 connected position contact (3 max.)	LV833171SP
1 test position contact (1 max.)	LV833171SP
1 disconnected position contact (2 max.)	LV833171SP

#### Auxiliary terminals for chassis alone

DB404399.eps

3 wire terminal (1 part), terminal block (1 part)	LV833098SP
6 wire terminal (1 part), terminal block (1 part)	LV833099SP
Jumpers (10 parts)	LV847900SP

#### Auxiliary terminals for fixed circuit breaker





DB423232.eps

3 wire terminal block (1 part)	LV847074SP
6 wire terminal block (1 part)	LV847075SP

# MasterPact MTZ1

## Communication, monitoring and control


### Communication option

	EIFE	Embedded Ethernet module full spare part kit for MTZ1-drawout	LV851100SP
			Embedded ethernet Spare Part module for MTZ1/2/3-drawout
	IFM	Modbus interface	LV434000
		IFE	Ethernet interface LV breaker
		Ethernet interface for LV breakers and gateway	LV434002
		Microswitches for MTZ1	LV847906SP
		I/O application module	LV434063
		EIFE Accessories spare part kit for MTZ1-drawout	LV851120SP

### ULP port modules

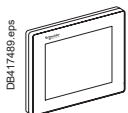
	ULP port - for MasterPact MTZ1 - fixed	LV850063SP
	ULP port - for MasterPact MTZ1 - drawout	LV850064SP

### Accessories for Diagnostics & Communicating Releases







	Isolation module - for MX1/XF communicating coils	LV850056SP
---	---	------------

### Monitoring and control

#### Ethernet display module

	Switchboard front display module FDM128	LV434128
--	---	----------

#### ULP wiring accessories <sup>[1]</sup>

	Breaker ULP cord L = 0.35 m	LV434195
	Breaker ULP cord L = 1.3 m	LV434196
	Breaker ULP cord L = 3 m	LV434197
	Breaker ULP cord L = 5 m	LV434198
	Connector Modbus adaptor	LV434211
	10 Modbus line terminators	VW3A8306DRC <sup>[2]</sup>
	5 RJ45 connectors female/female	TRV00870
	10 ULP line terminators	TRV00880
	10 RJ45/RJ45 male cord L = 0.3 m	TRV00803
	10 RJ45/RJ45 male cord L = 0.6 m	TRV00806
	5 RJ45/RJ45 male cord L = 1 m	TRV00810
	5 RJ45/RJ45 male cord L = 2 m	TRV00820
	5 RJ45/RJ45 male cord L = 3 m	TRV00830
	1 RJ45/RJ45 male cord L = 5 m	TRV00850

[1] For measurement display with MicroLogic x.

[2] See www.schneider-electric.com.

# MasterPact MTZ2/3 Connection

## Connection

3P

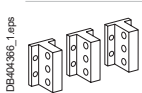
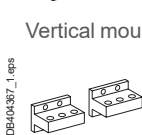
4P

### Fixed circuit breakers

#### Front connection / Replacement kit (3 or 4 parts)


	800-1600 A	Top		<b>LV847990SP</b>	<b>LV847991SP</b>
	2000/3200 A	Top		<b>LV847992SP</b>	<b>LV847993SP</b>
	800-1600 A	Bottom		<b>LV847932SP</b>	<b>LV847933SP</b>
	2000/3200 A	Bottom		<b>LV847942SP</b>	<b>LV847943SP</b>

#### Rear connection (vertical or horizontal mounting) / Replacement kit (3 or 4 parts)

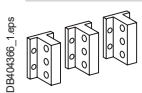
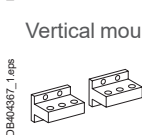
	800-2000 A	Vertical		<b>LV847964SP</b>	<b>LV847965SP</b>
		Horizontal		<b>LV847964SP</b>	<b>LV847965SP</b>
	2500/3200 A	Vertical		<b>LV847966SP</b>	<b>LV847967SP</b>
		Horizontal		<b>LV847966SP</b>	<b>LV847967SP</b>
<p>Vertical mounting</p>	4000 A	Vertical		<b>LV847968SP</b>	<b>LV847969SP</b>
		Horizontal		<b>LV847970SP</b>	<b>LV847971SP</b>
<p>Horizontal mounting</p>	4000b/5000 A	Vertical	2x	<b>LV847966SP</b>	2x <b>LV847967SP</b>
		Horizontal	2x	<b>LV847966SP</b>	2x <b>LV847967SP</b>
	6300 A	Vertical	2x	<b>LV847968SP</b>	2x <b>LV847969SP</b>

### Drawout circuit breakers

#### Front connection / Replacement kit (3 or 4 parts)

	800-1600 A	Top or bottom		<b>LV847960SP</b>	<b>LV847961SP</b>
	2000/3200 A	Top or bottom		<b>LV847962SP</b>	<b>LV847963SP</b>

#### Rear connection (vertical or horizontal mounting) / Replacement kit (3 or 4 parts)

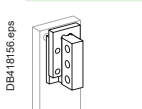
	800-2000 A types N1/H1/H2	Vertical		<b>LV847964SP</b>	<b>LV847965SP</b>
	800-1600 A types H3/L1	Horizontal		<b>LV847964SP</b>	<b>LV847965SP</b>
	2500/3200 A types H1/H2	Vertical		<b>LV847966SP</b>	<b>LV847967SP</b>
	2000/3200 A types H3/L1	Horizontal		<b>LV847966SP</b>	<b>LV847967SP</b>
<p>Vertical mounting</p>	4000 A	Vertical		<b>LV847968SP</b>	<b>LV847969SP</b>
		Horizontal		<b>LV847970SP</b>	<b>LV847971SP</b>
<p>Horizontal mounting</p>	4000b/5000 A	Vertical	2x	<b>LV847966SP</b>	2x <b>LV847967SP</b>
		Horizontal	2x	<b>LV847966SP</b>	2x <b>LV847967SP</b>
	6300 A	Vertical	2x	<b>LV847968SP</b>	2x <b>LV847969SP</b>

## Connection accessories

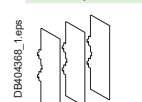
3P

4P

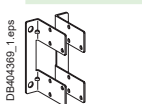
### Disconnectable front-connection adapter for fixed circuit breaker (3 or 4 parts)

	1600 A			<b>LV848421SP</b>	<b>LV848424SP</b>
	2000/3200 A			<b>LV848422SP</b>	<b>LV848425SP</b>

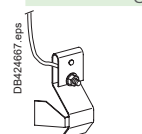
### Interphase barriers / Replacement kit (3 parts)

	For fixed rear-connected circuit breaker			<b>LV848599SP</b>	<b>LV848599SP</b>
	For drawout rear-connected circuit breaker			<b>LV848600SP</b>	<b>LV848600SP</b>

### Additional support brackets for mounting on a backplate

	For fixed rear-connected circuit breaker (2 parts)			<b>LV847829SP</b>
--	--	--	--	-------------------

### Grounding kit KTM

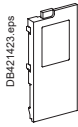
	Grounding kit for MasterPact MTZ2/3 fixed			
	Side plate kit			<b>LV848556SP</b>
	Device earthing kit			<b>LV848557SP</b>
	Grounding kit for MasterPact MTZ2/3 drawout			<b>LV848557SP</b>

# MasterPact MTZ2/3

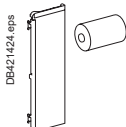
## MicroLogic X control unit, communication option, accessories

### Replacement parts for MicroLogic X control units

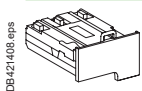
#### MicroLogic X embedded display (EHMI)

	MicroLogic X embedded display & wireless card	<b>LV850054SP</b>
---	---	-------------------




#### MicroLogic X Battery + Transparent cover

	Battery (1 part)	<b>LV833593SP</b>
	Transparent Cover (1 part) for MicroLogic X	<b>LV850053SP</b>

#### Voltage power supply module (VPS) for MicroLogic X

	Voltage power supply module (VPS) for MicroLogic X	<b>LV850060SP</b>
---	--	-------------------

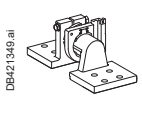
### Communication option

	EIFE	Embedded Ethernet interface for LV breaker	<b>LV851200SP</b>
	IFM	Modbus interface	<b>LV434000</b>
	IFE	Ethernet interface LV breaker	<b>LV434001</b>
		Ethernet interface for LV breakers and gateway	<b>LV434002</b>
		I/O application module	<b>LV434063</b>
		Microswitches for MTZ2/3	<b>LV847905SP</b>

### Accessories

#### External sensors

##### External sensor for earth-fault protection (TCE) / 1 part

	Sensor rating	400/2000 A	<b>LV834035SP</b>
		1000/4000 A	<b>LV834036SP</b>
		4000/6300 A (MTZ3)	<b>LV848182SP</b>
	Single sensor kit	2000/6300 A	<b>LV848904SP</b>
	3 layer bus	2000 A	<b>LV848905SP</b>

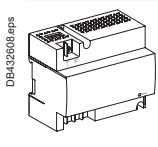
##### Source ground return (SGR) earth-fault protection / 1 part

	External sensor (SGR)	<b>LV833579SP</b>
	MDGF summing module	<b>LV848891SP</b>

##### Rectangular sensor for earth-leakage protection + Vigi cable / 1 part (up to 3200 A)

	280 mm x 115 mm	<b>LV833573SP</b>
	470 mm x 160 mm	<b>LV833574SP</b>


#### External power supply module (AD) / 1 part

	24-30 V DC	<b>LV454440</b>
	48-60 V DC	<b>LV454441</b>
	100-125 V DC	<b>LV454442</b>
	110-130 V AC	<b>LV454443</b>
	200-240 V AC	<b>LV454444</b>

#### USB Cable (miniUSB/USB) for MicroLogic X / 1 part

	USB Cable (miniUSB/USB) for MicroLogic X / 1 part	<b>LV850067SP</b>
---	---	-------------------

#### Mobile Powerpack for MicroLogic X (by APC) / 1 part

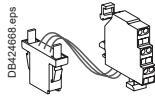
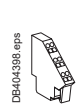
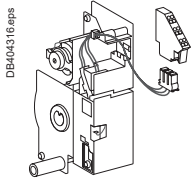
	Mobile Powerpack for MicroLogic X (by APC) / 1 part	<b>LV850055SP</b>
---	---	-------------------

# MasterPact MTZ2/3

## Remote operation

### Remote operation

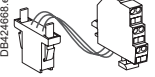
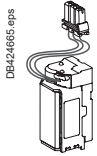
#### Gear motor



Fixed. Drawout.

MCH (1 part)			
AC 50/60 Hz	48 V		LV847889SP
	100/130 V		LV847893SP
	200/240 V		LV847894SP
	277/415 V		LV847895SP
	440/480 V		LV847896SP
	+ resistor		LV847897SP
	DC	24/30 V	
	48/60 V		LV847889SP
	100/125 V		LV847890SP
	200/250 V		LV847891SP
Terminal block (1 part)	For fixed circuit breaker		LV847074SP
	For drawout circuit breaker (if necessary)		LV847849SP

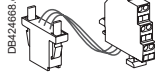
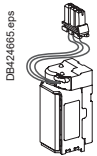
#### Closing and opening release (XF or MX)



Fixed. Drawout.

Standard coil (1 part)			
AC 50/60 Hz	24/30 V DC, 24 V AC		LV833659SP
	DC	48/60 V DC, 48 V AC	LV833660SP
		100/130 V AC/DC	LV833661SP
		200/250 V AC/DC	LV833662SP
		277 V AC	LV833663SP
		380/480 V AC	LV833664SP
Diagnostics & Communicating coil (1 part) <sup>[1]</sup>			
AC 50/60 Hz	24/30 V DC, 24 V AC		LV833033SP
	DC	48/60 V DC, 48 V AC	LV833034SP
		100/130 V AC/DC	LV833035SP
		200/250 V AC/DC	LV833036SP
		277 V AC	LV833037SP
		380/480 V AC	LV833038SP
Terminal block (1 part)	Wiring kit for diag & com coil		LV847904SP
	For fixed circuit breaker		LV847074SP
	For drawout circuit breaker (if necessary)		LV847849SP

#### Undervoltage release MN



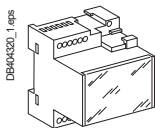
Fixed. Drawout.

Undervoltage release (1 part)			
AC 50/60 Hz	24/30 V DC, 24 V AC		LV833668SP
	DC	48/60 V DC, 48 V AC	LV833669SP
		100/130 V AC/DC	LV833670SP
		200/250 V AC/DC	LV833671SP
		380/480 V AC	LV833673SP
	Diagnostics coil (1 part) <sup>[1]</sup>		
AC 50/60 Hz	24/30 V DC, 24 V AC		LV836668SP
	DC	48/60 V DC, 48 V AC	LV836669SP
		100/130 V AC/DC	LV836670SP
		200/250 V AC/DC	LV836671SP
		380/480 V AC	LV836673SP
		Wiring kit for diag & com coil	
Terminal block (1 part)	For fixed circuit breaker		LV847074SP
	For drawout circuit breaker (if necessary)		LV847849SP

#### Voltage releases securing fixture

Voltage releases securing fixture for MX/XF/MN	LV847093SP
--	------------

#### MN delay unit



MN delay unit (1 part)			
		R (non-adjustable)	Rr (adjustable)
AC 50/60 Hz	48/60 V AC/DC		LV833680SP
	DC	100/130 V AC/DC	LV833681SP
		200/250 V AC/DC	LV833682SP
		380/480 V AC/DC	LV833683SP

[1] Diagnostics & Communicating coils (MX/XF/MN) requires additionally the isolation module if isn't installed in breaker -1 module by breaker.

# Order your breaker: spare parts


## MasterPact MTZ2/3

### Chassis locking and accessories

#### Chassis locking

##### "Disconnected" position locking / 1 part

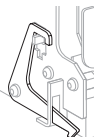
DB431601.ai



By padlocks		
	VCPO	Standard
By Profalux keylocks		
Profalux	1 lock with 1 key + adaptation kit	LV864934SP
	2 locks 1 key + adaptation kit	LV864935SP
	2 locks 2 different keys + adaptation kit	LV864936SP
1 keylock Profalux (without adaptation kit):	identical key not identified combination	LV833173SP
	identical key identified 215470 combination	LV833174SP
	identical key identified 215471 combination	LV833175SP
By Ronis keylocks		
Ronis	1 lock with 1 key + adaptation kit	LV864937SP
	2 locks 1 key + adaptation kit	LV864938SP
	2 locks 2 different keys + adaptation kit	LV864939SP
1 keylock Ronis (without adaptation kit):	identical key not identified combination	LV833189SP
	identical key identified EL24135 combination	LV833190SP
	identical key identified EL24153 combination	LV833191SP
	identical key identified EL24315 combination	LV833192SP
Adaptation kit (without keylock):	adaptation kit Profalux / Ronis	LV848564SP
	adaptation kit Kirk	LV848565SP
	adaptation kit Castell	LV848566SP

##### Door interlock / 1 part

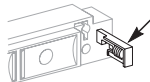
DB424654.eps



Right and left-hand side of chassis (VPECD or VPECG)	LV847914SP
--	------------

##### Racking interlock


DB424655.eps



5 parts	LV864940SP
---------	------------

##### Breaker mismatch protection / 1 part

DB404320\_2.eps

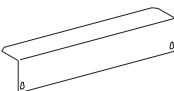


Breaker mismatch protection (VDC)	LV833767SP
-----------------------------------	------------

#### Chassis accessories

##### Auxiliary terminal shield (CB) / 1 part

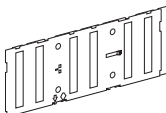
DB404331\_1.eps



MTZ2 800/4000 A	3P	LV864942SP
	4P	LV848596SP
MTZ3 4000/6300 A	3P	LV848597SP
	4P	LV848598SP

##### Safety shutters + locking block / 1 part

DB404332\_1.eps



MTZ2 800/4000 A	3P	LV848721SP
	4P	LV848723SP
MTZ3 4000/6300 A	3P	LV848722SP
	4P	LV848724SP

##### Shutter locking block (for replacement) / 1 part

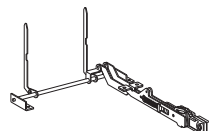
DB404333\_1.eps



2 parts for 800/4000 A	LV848591SP
------------------------	------------

##### Front face shutter position indication and locking

DB425708.ai

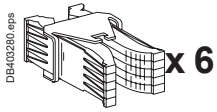


MTZ2 800/4000 A	3P	LV848592SP
MTZ3 4000/6300 A	3P	LV848593SP
	4P	LV848594SP

# MasterPact MTZ2/3

## Clusters - NW chassis retrofit to MTZ2/MTZ3

### Clusters

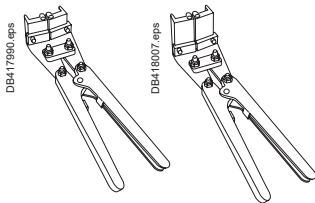


Kit of 6 disconnecting contact clusters for chassis (see table below)

**LV864906SP**

Table : number of clusters required for the different chassis models

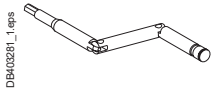
	MasterPact MTZ2-3 3P						MasterPact MTZ2-3 4P					
	N1, NA	H1, HA	H10, HA10	H2, HF	H3	L1	N1, NA	H1, HA	H10, HA10	H2, HF	H3	L1
MTZ2 08 to 16	12	12	12	24		24	16	16	16	32		32
MTZ2 20	24	24	24	24	24	42	32	32	32	32	32	56
MTZ2 25		24	24	24	24			32	32	32	32	
MTZ2 32		36	36	36	36			48	48	48	48	
MTZ2 40		42	42	42	42			56	56	56	56	
MTZ3 40 to 50		72		72				96		96		
MTZ3 63		72		72				96		96		



Set of 2 clusters fitters for 2 and 3 clusters

**47554**

### Racking handle

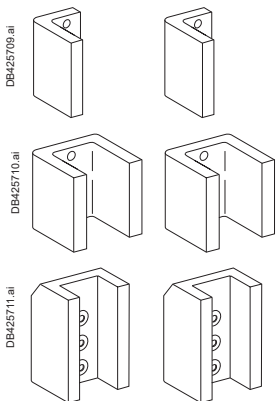


Racking handle

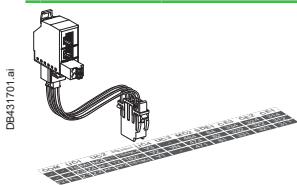
**LV847944SP**

### Raking terminals for converting a fixed into a drawout circuit breaker (for 1 pole = top + bottom)

Device type	Quantity to be ordered		Part number
	3P	4P	
MTZ2 08-16 N1/NA/H1/HA	3	4	<b>LV847908SP</b>
MTZ2 20 N1 - MTZ2 20-25 H1/H2/HA	3	4	<b>LV847909SP</b>
MTZ2 32-40 H1/H2/HA	3	4	<b>LV847912SP</b>



### NW chassis retrofit to MTZ2/MTZ3



Kit for retrofitting an NW chassis for MTZ2/3 moving part

**LV850065SP**

For more information: retrofit kit instruction sheet ([QGH31931](#))



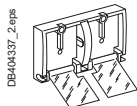
# Order your breaker: spare parts

## MasterPact MTZ2/3

### Circuit breaker locking and accessories

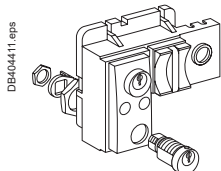
#### Circuit breaker locking

##### Pushbutton locking device / 1 part



By padlocks	LV848536SP
-------------	------------

##### OFF position locking / 1 part



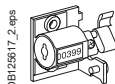
By padlocks	LV848539SP
-------------	------------

By Profalux keylocks		
Profalux	1 lock with 1 key + adaptation kit	LV864928SP
	2 locks 1 key + adaptation kit	LV864929SP
	2 locks 2 different keys + adaptation kit	LV864930SP
1 keylock Profalux (without adaptation kit):	identical key not identified combination	LV833173SP
	identical key identified 215470 combination	LV833174SP
	identical key identified 215471 combination	LV833175SP

By Ronis keylocks		
Ronis	1 lock with 1 key + adaptation kit	LV864931SP
	2 locks 1 key + adaptation kit	LV864932SP
	2 locks 2 different keys + adaptation kit	LV864933SP
1 keylock Ronis (without adaptation kit):	identical key not identified combination	LV833189SP
	identical key identified EL24135 combination	LV833190SP
	identical key identified EL24153 combination	LV833191SP
	identical key identified EL24315 combination	LV833192SP
	Adaptation kit (without keylock):	adaptation kit Profalux / Ronis
	adaptation kit Kirk	LV848542SP
	adaptation kit Castell	LV848543SP

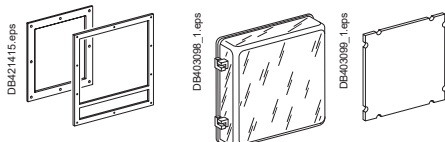
#### Other circuit breaker accessories

##### Mechanical operation counter / 1 part



Operation counter CDM	LV848535SP
-----------------------	------------

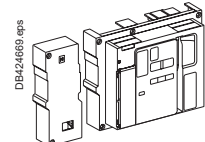
##### Escutcheon and accessories / 1 part



	Fixed	Drawout
Escutcheon	LV848601SP	LV848603SP
Transparent cover (IP 54)		LV848604SP
Escutcheon blanking plate	LV848605SP	LV848605SP

Escutcheon      Cover      Blanking plate

##### Front cover (3P / 4P) / 1 part



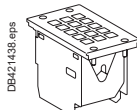
Front cover	LV847939SP
-------------	------------

##### Spring charging handle / 1 part



Spring charging handle	LV847940SP
------------------------	------------

##### Arc chute for MasterPact MTZ2/3 / 1 part



	3P		4P	
Type N1/NA/HF	3 x	LV847935SP	4 x	LV847935SP
Type H1/H2/HA (MTZ2 08 to MTZ2 40)	3 x	LV847935SP	4 x	LV847935SP
Type H1/H2/HA (MTZ3 40 to MTZ3 63)	6 x	LV847936SP	8 x	LV847936SP
Type H3	3 x	LV847936SP	4 x	LV847936SP
Type H10/HA10	3 x	LV847869SP	4 x	LV847869SP
Type L1	3 x	LV847937SP	4 x	LV847937SP

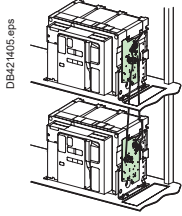
Order your breaker: spare parts

# MasterPact MTZ2/3

## Mechanical interlocking for source changeover

### Mechanical interlocking for source changeover

#### Interlocking of 2 devices using connecting rods



Choose 1 set of 2 adaptation fixtures (1 for each device) + 1 set of rods

1 set of 2 adaptation fixtures for MasterPact MTZ2 or MTZ3 fixed or drawout device

LV847930SP

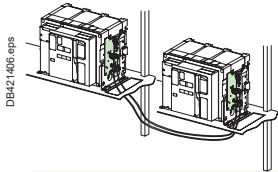
1 set of 2 interlocking rods

LV833210SP

Can be used with 1 MTZ2/3 fixed + 1 MTZ2/3 drawout.

**Note:** the installation manual is enclosed.

#### Interlocking of 2 devices using cables<sup>[1]</sup>



Choose 2 adaptation fixtures (1 for each device) + 1 set of cables

1 adaptation fixture for MasterPact MTZ2/3 fixed devices

LV847926SP

1 adaptation fixture for MasterPact MTZ2/3 drawout devices

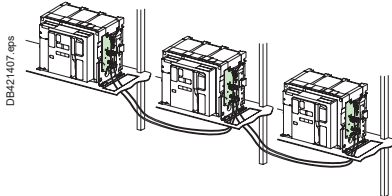
LV847926SP

1 set of 2 cables

LV833209SP

**[1]** Can be used with any combination of MTZ1 or MTZ2/3, fixed or drawout devices.

#### Interlocking of 3 devices using cables



Choose 3 adaptation (including 3 adaptation fixtures + cables)

3 sources, only 1 device closed, fixed or drawout devices

LV848610SP

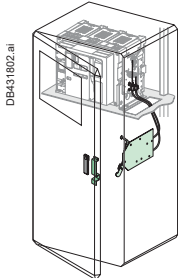
2 sources + 1 coupling, fixed or drawout devices

LV848609SP

2 normal + 1 replacement source, fixed or drawout devices

LV848608SP

#### Cable-type door interlock



1 complete assembly for MasterPact MTZ2/3 fixed or drawout device

LV848614SP

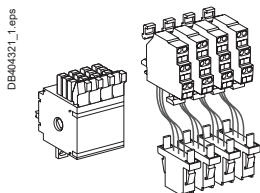
**Note:** the installation manual is enclosed.

# MasterPact MTZ2/3

## Indication contacts

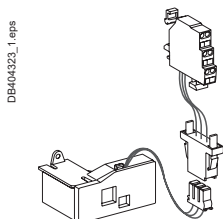
### Indication contacts

#### ON/OFF indication contacts (OF) / 12 parts



1 additional block of 4 contacts	LV864922SP
Wiring	For fixed circuit breaker For drawout circuit breaker (if necessary)
	LV847074SP x 4 LV847849SP x 4

#### "Fault trip" indication contacts (SDE) / 1 part

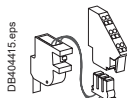


Changeover contact (SDE)	6 A - 240 V	LV847915SP
	Low-level	LV847916SP
Wiring	For fixed circuit breaker For drawout circuit breaker (if necessary)	LV847074SP LV847849SP

#### Remote reset after fault trip

Electrical reset RES	110/130 V AC	LV848202SP
	220/240 V AC	LV848203SP
Wiring	For fixed circuit breaker For drawout circuit breaker (if necessary)	LV847074SP LV847849SP

#### "Ready to close" contact (1 max.) / 1 part



1 changeover contact (5 A - 240 V)	PF	LV847080SP
1 low-level changeover contact		LV847081SP
Wiring	For fixed circuit breaker For drawout circuit breaker (if necessary)	LV847074SP LV847849SP

#### "Connected, disconnected, test position" indication contact (carriage switches) / 1 part



Changeover contacts	6 A - 240 V	LV833170SP
CE, CD, CT	Low-level	LV833171SP

#### Set of additional actuators for carriage switches / 1 set

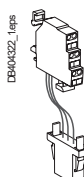
1 set	LV848560SP
-------	------------

**Note:** The MasterPact MTZ2 and MTZ3 chassis is equipped in standard for receiving the following carriage switches combinations:

- chassis without EIFE: up to 3 CD + up to 3 CE + up to 3 CT
- chassis with EIFE: up to 3 CD + up to 3 CE.

Any other carriage switches possible combination different than the standard ones requires 1 set of additional actuators.

#### Combined closed / connected contacts for use with 1 auxiliary contact / 1 part



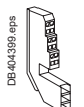
1 contact (5 A - 240 V)	LV848477SP
or 1 low-level contact	LV848478SP

#### Electrical closing pushbutton / 1 part



1 pushbutton	BPFE	LV848534SP
--------------	------	------------

#### Auxiliary terminals for chassis alone



3 wire terminal (1 part)	LV847849SP
6 wire terminal (1 part)	LV847850SP
Jumpers (10 parts)	LV847900SP

#### Auxiliary terminals for fixed circuit breaker







3 wire terminal block (1 part)	LV847074SP
6 wire terminal block (1 part)	LV847075SP


# MasterPact MTZ2/3

## Communication, monitoring and control

### Communication option

	EIFE	Embedded Ethernet module full spare part kit for MTZ2/3-drawout	<b>LV851200SP</b>
		Embedded Ethernet spare part module MTZ1/2/3-drawout	<b>LV851001SP</b>
	IFM	Modbus interface	<b>LV434000</b>
	IFE	Ethernet interface LV breaker	<b>LV434001</b>
		Ethernet interface for LV breakers and gateway	<b>LV434002</b>
		Microswitches for MTZ2/3	<b>LV847905SP</b>
		EIFE Accessories spare part kit for MTZ2/3	<b>LV851220SP</b>
		I/O application module	<b>LV434063</b>

### ULP port modules


	ULP port - for MasterPact MTZ2/3 - fixed	<b>LV850061SP</b>
	ULP port - for MasterPact MTZ2/3 - drawout	<b>LV850062SP</b>

### Accessories for Diagnostics & Communicating Releases







	Isolation module - for MX1/XF communicating coils	<b>LV850056SP</b>
---	---	-------------------

### Monitoring and control

#### Ethernet display module

	Switchboard front display module FDM128	<b>LV434128</b>
--	---	-----------------

#### ULP wiring accessories <sup>[1]</sup>

	Breaker ULP cord L = 0.35 m	<b>LV434195</b>
	Breaker ULP cord L = 1.3 m	<b>LV434196</b>
	Breaker ULP cord L = 3 m	<b>LV434197</b>
	Breaker ULP cord L = 5 m	<b>LV434198</b>
	Connector Modbus adaptor	<b>LV434211</b>
	10 Modbus line terminators	<b>VW3A8306DRC <sup>[2]</sup></b>
	5 RJ45 connectors female/female	<b>TRV00870</b>
	10 ULP line terminators	<b>TRV00880</b>
	10 RJ45/RJ45 male cord L = 0.3 m	<b>TRV00803</b>
	10 RJ45/RJ45 male cord L = 0.6 m	<b>TRV00806</b>
	5 RJ45/RJ45 male cord L = 1 m	<b>TRV00810</b>
	5 RJ45/RJ45 male cord L = 2 m	<b>TRV00820</b>
	5 RJ45/RJ45 male cord L = 3 m	<b>TRV00830</b>
	1 RJ45/RJ45 male cord L = 5 m	<b>TRV00850</b>

[1] For measurement display with MicroLogic X.

[2] See www.schneider-electric.com.



Life Is On



**Schneider Electric Industries SAS**

35, rue Joseph Monier  
CS 30323  
92506 Rueil Malmaison Cedex  
France

RCS Nanterre 954 503 439  
Capital social 928 298 512 €  
[www.se.com](http://www.se.com)

12-2019

© 2019 - Schneider Electric. All Rights Reserved.  
All trademarks are owned by Schneider Electric Industries SAS or its affiliated companies.  
Document reference: COM-POWER-LVMKT215EN