
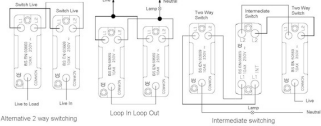
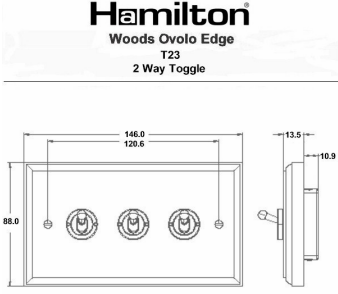


## WOLT23SC

### Woods Ovolo Light Oak 3 gang 20AX 2 Way Toggle Satin Chrome

| Item Image  | Wiring  | Dimensions  |
|---|---|---|
|  |  |  |

|                               |  |
|-------------------------------|--|
| Primary Range                 | Woods  |
| Insert Type                   | 3 gang 20AX 2 Way Toggle                               |
| Plate Finish                  | Woods Ovolo Light Oak                                  |
| Insert Colour                 | Satin Chrome   |
| EAN13 Barcode                 | 5017504316273  |
| Dimensions (Nominal)          | Double: Height = 88.0mm Width = 146.0mm Depth = 13.5mm |
| Fixing Hole Centres           | Box Fixing = 120.6mm Grid Fixing = N/A                 |
| Minimum Wall Box Depth        | 25mm   |
| Switched Poles                | Single   |
| Current Rating                | 20AX   |
| Voltage                       | 220/250V AC  |
| Maximum Load                  | 20 Amp inductive                                       |
| Mains Frequency               | 50Hz   |
| IP Rating                     | IP2XD  |
| Contact Gap Minimum           | 3mm  |
| Terminal Capacity 1           | 5 x 1mm <sup>2</sup>                                   |
| Terminal Capacity 2           | 4 x 1.5mm <sup>2</sup>                                 |
| Terminal Capacity 3           | 2 x 2.5mm <sup>2</sup>                                 |
| Terminal Capacity 4           | 2 x 4mm <sup>2</sup> Multi-strand                      |
| Terminal Capacity 5           | 1 x 6mm <sup>2</sup>                                   |
| Earth Terminal Capacity 1     | 6 x 1mm <sup>2</sup>                                   |
| Earth Terminal Capacity 2     | 5 x 1.5mm <sup>2</sup>                                 |
| Earth Terminal Capacity 3     | 3 x 2.5mm <sup>2</sup>                                 |
| Earth Terminal Capacity 4     | 2 x 4mm <sup>2</sup> Multi-strand                      |
| Earth Terminal Capacity 5     | 1 x 6mm <sup>2</sup>                                   |
| Product Class 1               | Must be earthed  |
| Ambient Operating Temperature | -5° to +40°C   |
| Recommended Location          | Internal Use Only                                      |
| Maximum Installation Altitude | 2000m  |
| Standard/Approval             | BS EN 60669-1  |

|  |  |  |
|--|--|--|
| <p>All products listed conform to current British or European standard and the product information is correct at the time of going to press.</p> | <p>All accessories are manufactured under an accredited BS EN ISO 9001 : 2015 Quality Management System.</p> | <p>It is the policy of the company to improve products as part of our development programme. Therefore, we reserve the right to alter designs and dimensions without prior notice.</p> |
|--|--|--|

|   |  |  |
|---|--|--|
| <p>Illustrations and diagrams are reproduced within the limitations of reproduction and printing process and are not binding.</p> | <p>Due to manufacturing processes we cannot guarantee an exact colour match and shadings of of certain finishes.</p> | <p>Correct as at 17 October 2018 12:08 PM E&amp;OE</p> |
|---|--|--|