

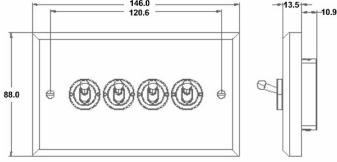


WCLT24AB

Woods Chamfered Light Oak 4 gang 20AX 2 Way Toggle Antique Brass

Item Image	Wiring	Dimensions
		 <p>Hamilton® Woods Chamfered Edge T24 2 Way Toggle</p>

Primary Range	Woods
Insert Type	4 gang 20AX 2 Way Toggle
Plate Finish	Woods Chamfered Light Oak
Insert Colour	Antique Brass
EAN13 Barcode	5017504908287
Dimensions (Nominal)	Double: Height = 88.0mm Width = 146.0mm Depth = 13.5mm
Fixing Hole Centres	Box Fixing = 120.6mm Grid Fixing = N/A
Minimum Wall Box Depth	25mm
Switched Poles	Single
Current Rating	20AX
Voltage	220/250V AC
Maximum Load	20 Amp inductive
Mains Frequency	50Hz
IP Rating	IP2XD
Contact Gap Minimum	3mm
Terminal Capacity 1	5 x 1mm ²
Terminal Capacity 2	4 x 1.5mm ²
Terminal Capacity 3	2 x 2.5mm ²
Terminal Capacity 4	2 x 4mm ² Multi-strand
Terminal Capacity 5	1 x 6mm ²
Earth Terminal Capacity 1	6 x 1mm ²
Earth Terminal Capacity 2	5 x 1.5mm ²
Earth Terminal Capacity 3	3 x 2.5mm ²
Earth Terminal Capacity 4	2 x 4mm ² Multi-strand
Earth Terminal Capacity 5	1 x 6mm ²
Product Class 1	Must be earthed
Ambient Operating Temperature	-5° to +40°C
Recommended Location	Internal Use Only
Maximum Installation Altitude	2000m
Standard/Approval	BS EN 60669-1

<p>All products listed conform to current British or European standard and the product information is correct at the time of going to press.</p>	<p>All accessories are manufactured under an accredited BS EN ISO 9001 : 2015 Quality Management System.</p>	<p>It is the policy of the company to improve products as part of our development programme. Therefore, we reserve the right to alter designs and dimensions without prior notice.</p>
--	--	--

<p>Illustrations and diagrams are reproduced within the limitations of reproduction and printing process and are not binding.</p>	<p>Due to manufacturing processes we cannot guarantee an exact colour match and shadings of of certain finishes.</p>	<p>Correct as at 17 October 2018 12:04 PM E&OE</p>
---	--	--