

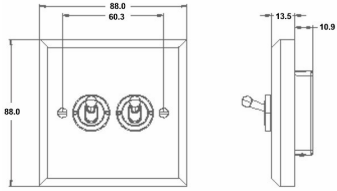


## WCDT22SC

### Woods Chamfered Dark Oak 2 gang 20AX 2 Way Toggle Satin Chrome

| Item Image  | Wiring  | Dimensions  |
|---|---|---|
|  |  |  |

|                               |   |
|-------------------------------|---|
| Primary Range                 | Woods   |
| Insert Type                   | 2 gang 20AX 2 Way Toggle                              |
| Plate Finish                  | Woods Chamfered Dark Oak                              |
| Insert Colour                 | Satin Chrome  |
| EAN13 Barcode                 | 5017504926267   |
| Dimensions (Nominal)          | Single: Height = 88.0mm Width = 88.0mm Depth = 13.5mm |
| Fixing Hole Centres           | Box Fixing = 60.3mm Grid Fixing = N/A                 |
| Minimum Wall Box Depth        | 25mm  |
| Switched Poles                | Single  |
| Current Rating                | 20AX  |
| Voltage                       | 220/250V AC   |
| Maximum Load                  | 20 Amp inductive                                      |
| Mains Frequency               | 50Hz  |
| IP Rating                     | IP2XD   |
| Contact Gap Minimum           | 3mm   |
| Terminal Capacity 1           | 5 x 1mm <sup>2</sup>                                  |
| Terminal Capacity 2           | 4 x 1.5mm <sup>2</sup>                                |
| Terminal Capacity 3           | 2 x 2.5mm <sup>2</sup>                                |
| Terminal Capacity 4           | 2 x 4mm <sup>2</sup> Multi-strand                     |
| Terminal Capacity 5           | 1 x 6mm <sup>2</sup>                                  |
| Earth Terminal Capacity 1     | 6 x 1mm <sup>2</sup>                                  |
| Earth Terminal Capacity 2     | 5 x 1.5mm <sup>2</sup>                                |
| Earth Terminal Capacity 3     | 3 x 2.5mm <sup>2</sup>                                |
| Earth Terminal Capacity 4     | 2 x 4mm <sup>2</sup> Multi-strand                     |
| Earth Terminal Capacity 5     | 1 x 6mm <sup>2</sup>                                  |
| Product Class 1               | Must be earthed                                       |
| Ambient Operating Temperature | -5° to +40°C  |
| Recommended Location          | Internal Use Only                                     |
| Maximum Installation Altitude | 2000m   |
| Standard/Approval             | BS EN 60669-1   |

|  |  |  |
|--|--|--|
| <p>All products listed conform to current British or European standard and the product information is correct at the time of going to press.</p> | <p>All accessories are manufactured under an accredited BS EN ISO 9001 : 2015 Quality Management System.</p> | <p>It is the policy of the company to improve products as part of our development programme. Therefore, we reserve the right to alter designs and dimensions without prior notice.</p> |
|--|--|--|

|   |  |  |
|---|--|--|
| <p>Illustrations and diagrams are reproduced within the limitations of reproduction and printing process and are not binding.</p> | <p>Due to manufacturing processes we cannot guarantee an exact colour match and shadings of of certain finishes.</p> | <p>Correct as at 17 October 2018 12:03 PM E&amp;OE</p> |
|---|--|--|