
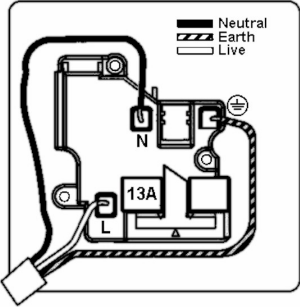
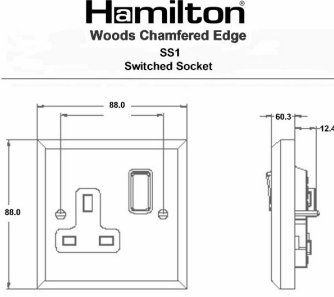


## WCSS1AB-B

### Woods Chamfered Dark Oak 1 gang 13A Double Pole Switched Socket Antique Brass/Black

Item Image	Wiring	Dimensions
		
Primary Range	Woods	
Insert Type	1 gang 13A Double Pole Switched Socket	
Plate Finish	Woods Chamfered Dark Oak	
Insert Colour	Antique Brass/Black	
EAN13 Barcode	5017504928018	
Dimensions (Nominal)	Single: Height = 88.0mm Width = 88.0mm Depth = 13.5mm	
Fixing Hole Centres	Box Fixing = 60.3mm Grid Fixing = N/A	
Minimum Wall Box Depth	35mm	
Switched Poles	Double	
Current Rating	13 Amp	
Voltage	220/250V AC	
Maximum Load	13 Amp	
Mains Frequency	50Hz	
IP Rating	IP2XD	
Contact Gap Minimum	3mm	
Terminal Capacity 1	4 x 2.5mm <sup>2</sup>	
Terminal Capacity 2	3 x 4mm <sup>2</sup>	
Terminal Capacity 3	2 x 6mm <sup>2</sup> Multi-Strand	
Terminal Capacity 4	1 x 10mm <sup>2</sup>	
Earth Terminal Capacity 1	4 x 2.5mm <sup>2</sup>	
Earth Terminal Capacity 2	3 x 4mm <sup>2</sup>	
Earth Terminal Capacity 3	2 x 6mm <sup>2</sup> Multi-strand	
Earth Terminal Capacity 4	1 x 10mm <sup>2</sup>	
Product Class 1	Must be earthed	
Ambient Operating Temperature	-5° to +40°C	
Recommended Location	Internal Use Only	
Maximum Installation Altitude	2000m	
Standard/Approval	BS 1363-2	
Additional Notes	Dual Earth: Yes	
<p>All products listed conform to current British or European standard and the product information is correct at the time of going to press.</p>	<p>All accessories are manufactured under an accredited BS EN ISO 9001 : 2015 Quality Management System.</p>	<p>It is the policy of the company to improve products as part of our development programme. Therefore, we reserve the right to alter designs and dimensions without prior notice.</p>
<p>Illustrations and diagrams are reproduced within the limitations of reproduction and printing process and are not binding.</p>	<p>Due to manufacturing processes we cannot guarantee an exact colour match and shadings of of certain finishes.</p>	<p>Correct as at 17 October 2018 12:03 PM E&amp;OE</p>