
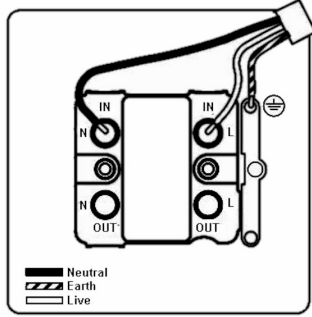
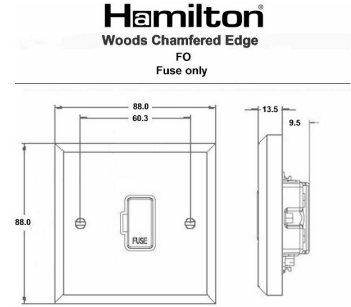


WCDFOSC-W

Woods Chamfered Dark Oak 1 gang 13A Fuse Only Satin Chrome/White

Item Image	Wiring	Dimensions
		

Primary Range	Woods
Insert Type	1 gang 13A Fuse Only
Plate Finish	Woods Chamfered Dark Oak
Insert Colour	Satin Chrome/White
EAN13 Barcode	5017504927950
Dimensions (Nominal)	Single: Height = 88.0mm Width = 88.0mm Depth = 13.5mm
Fixing Hole Centres	Box Fixing = 60.3mm Grid Fixing = N/A
Minimum Wall Box Depth	35mm
Switched Poles	None
Current Rating	13 Amp
Voltage	220/250V AC
Maximum Load	13 Amp
Mains Frequency	50Hz
IP Rating	IP2XD
Contact Gap Minimum	None
Terminal Capacity 1	5 x 1mm ²
Terminal Capacity 2	4 x 1.5mm ²
Terminal Capacity 3	3 x 2.5mm ²
Terminal Capacity 4	1 x 4mm ² Multi-strand
Terminal Capacity 5	1 x 6mm ²
Earth Terminal Capacity 1	6 x 1mm ²
Earth Terminal Capacity 2	5 x 1.5mm ²
Earth Terminal Capacity 3	3 x 2.5mm ²
Earth Terminal Capacity 4	2 x 4mm ² Multi-strand
Earth Terminal Capacity 5	1 x 6mm ²
Product Class 1	Must be earthed
Ambient Operating Temperature	-5° to +40°C
Recommended Location	Internal Use Only
Maximum Installation Altitude	2000m
Standard/Approval	BS 1363-4

<p>All products listed conform to current British or European standard and the product information is correct at the time of going to press.</p>	<p>All accessories are manufactured under an accredited BS EN ISO 9001 : 2015 Quality Management System.</p>	<p>It is the policy of the company to improve products as part of our development programme. Therefore, we reserve the right to alter designs and dimensions without prior notice.</p>
<p>Illustrations and diagrams are reproduced within the limitations of reproduction and printing process and are not binding.</p>	<p>Due to manufacturing processes we cannot guarantee an exact colour match and shadings of certain finishes.</p>	<p>Correct as at 17 October 2018 12:02 PM E&OE</p>