
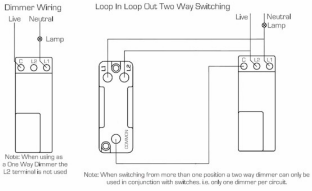
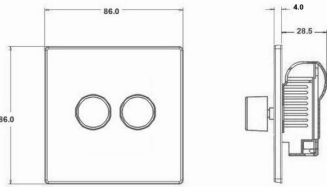


## PC2X40SC

Perception CFX Clear 2x400W Resistive Leading Edge Push On-Off Rotary 2 Way Switching Dimmers max 300W per gang Satin Chrome

| Item Image                                                                                                                                | Wiring                                                                                                                                                                                                                                                                                                             | Dimensions                                                                                                                                                                                                |
|-------------------------------------------------------------------------------------------------------------------------------------------|--------------------------------------------------------------------------------------------------------------------------------------------------------------------------------------------------------------------------------------------------------------------------------------------------------------------|-----------------------------------------------------------------------------------------------------------------------------------------------------------------------------------------------------------|
|                                                          |  <p>Note: When using as a 2-Way Dimmer the L2 terminal is not used.</p> <p>Note: When switching from more than one position a two-way dimmer can only be used in conjunction with switches, i.e. only one dimmer per circuit.</p> |  <p>Hamilton®<br/>PERCEPTION CFX<br/>2X40<br/>Resistive Leading Edge Push On-Off Rotary<br/>2 Way Switching Dimmer</p> |
| Primary Range                                                                                                                             | Perception CFX                                                                                                                                                                                                                                                                                                     |                                                                                                                                                                                                           |
| Insert Type                                                                                                                               | 2 gang 400W Resistive Leading Edge Push On-Off Rotary 2 Way Switching Dimmer max 300W per gang                                                                                                                                                                                                                     |                                                                                                                                                                                                           |
| Plate Finish                                                                                                                              | Perception CFX Clear                                                                                                                                                                                                                                                                                               |                                                                                                                                                                                                           |
| Insert Colour                                                                                                                             | Satin Chrome                                                                                                                                                                                                                                                                                                       |                                                                                                                                                                                                           |
| EAN13 Barcode                                                                                                                             | 5017504019570                                                                                                                                                                                                                                                                                                      |                                                                                                                                                                                                           |
| Dimensions (Nominal)                                                                                                                      | Single: Height = 86.0mm Width = 86.0mm Depth = 4.0mm                                                                                                                                                                                                                                                               |                                                                                                                                                                                                           |
| Fixing Hole Centres                                                                                                                       | Box Fixing = 60.3mm Grid Fixing = CFX Push                                                                                                                                                                                                                                                                         |                                                                                                                                                                                                           |
| Minimum Wall Box Depth                                                                                                                    | 35mm                                                                                                                                                                                                                                                                                                               |                                                                                                                                                                                                           |
| Wattage                                                                                                                                   | 300W per gang                                                                                                                                                                                                                                                                                                      |                                                                                                                                                                                                           |
| Switched Poles                                                                                                                            | Single                                                                                                                                                                                                                                                                                                             |                                                                                                                                                                                                           |
| Current Rating                                                                                                                            | 1.25 Amps per gang                                                                                                                                                                                                                                                                                                 |                                                                                                                                                                                                           |
| Voltage                                                                                                                                   | 220/250V AC                                                                                                                                                                                                                                                                                                        |                                                                                                                                                                                                           |
| Maximum Load                                                                                                                              | 300W resistive per gang                                                                                                                                                                                                                                                                                            |                                                                                                                                                                                                           |
| Mains Frequency                                                                                                                           | 50Hz                                                                                                                                                                                                                                                                                                               |                                                                                                                                                                                                           |
| IP Rating                                                                                                                                 | IP2XD                                                                                                                                                                                                                                                                                                              |                                                                                                                                                                                                           |
| Contact Gap Minimum                                                                                                                       | N/A                                                                                                                                                                                                                                                                                                                |                                                                                                                                                                                                           |
| Terminal Capacity 1                                                                                                                       | 2 x 1mm <sup>2</sup>                                                                                                                                                                                                                                                                                               |                                                                                                                                                                                                           |
| Terminal Capacity 2                                                                                                                       | 2 x 1.5mm <sup>2</sup>                                                                                                                                                                                                                                                                                             |                                                                                                                                                                                                           |
| Earth Terminal Capacity 1                                                                                                                 | 5 x 1mm <sup>2</sup>                                                                                                                                                                                                                                                                                               |                                                                                                                                                                                                           |
| Earth Terminal Capacity 2                                                                                                                 | 4 x 1.5mm <sup>2</sup>                                                                                                                                                                                                                                                                                             |                                                                                                                                                                                                           |
| Earth Terminal Capacity 3                                                                                                                 | 3 x 2.5mm <sup>2</sup>                                                                                                                                                                                                                                                                                             |                                                                                                                                                                                                           |
| Earth Terminal Capacity 4                                                                                                                 | 1 x 4mm <sup>2</sup> Multi-strand                                                                                                                                                                                                                                                                                  |                                                                                                                                                                                                           |
| Earth Terminal Capacity 5                                                                                                                 | 1 x 6mm <sup>2</sup>                                                                                                                                                                                                                                                                                               |                                                                                                                                                                                                           |
| Product Class 1                                                                                                                           | Face plate must be earthed                                                                                                                                                                                                                                                                                         |                                                                                                                                                                                                           |
| Ambient Operating Temperature                                                                                                             | -5° to +40°C                                                                                                                                                                                                                                                                                                       |                                                                                                                                                                                                           |
| Recommended Location                                                                                                                      | Internal Use Only                                                                                                                                                                                                                                                                                                  |                                                                                                                                                                                                           |
| Maximum Installation Altitude                                                                                                             | 2000m                                                                                                                                                                                                                                                                                                              |                                                                                                                                                                                                           |
| Standard/Approval                                                                                                                         | BS EN 60669-2-1                                                                                                                                                                                                                                                                                                    |                                                                                                                                                                                                           |
| Additional Notes                                                                                                                          | Tungsten filament GU10 lamps must be branded with a fuse base. When using mains voltage halogen lamps- dimmers should be de-rated by 25%. When dimming LED lamps de-rated by 75% - please contact our Technical for compatibility.                                                                                 |                                                                                                                                                                                                           |
| Patents and Trademarks                                                                                                                    | Perception is a Registered Trade Mark No 2560269<br>CFX is a Registered Trade Mark No 2398667                                                                                                                                                                                                                      |                                                                                                                                                                                                           |
| All products listed conform to current British or European standard and the product information is correct at the time of going to press. | All accessories are manufactured under an accredited BS EN ISO 9001 : 2015 Quality Management System.                                                                                                                                                                                                              | It is the policy of the company to improve products as part of our development programme. Therefore, we reserve the right to alter designs and dimensions without prior notice.                           |
| Illustrations and diagrams are reproduced within the limitations of reproduction and printing process and are not binding.                | Due to manufacturing processes we cannot guarantee an exact colour match and shadings of certain finishes.                                                                                                                                                                                                         | Correct as at 16 October 2018 03:05 PM E&OE                                                                                                                                                               |

# Hamilton®

making connections beautifully

SL

Wiring Accessories • Circuit Protection • Smart Lighting Control & Multi-room Audio