
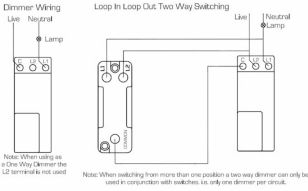
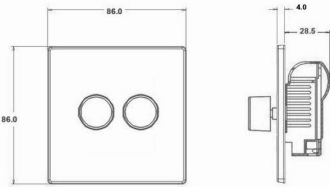


PC2X40SB

Perception CFX Clear 2x400W Resistive Leading Edge Push On-Off Rotary 2 Way Switching Dimmers max 300W per gang Satin Brass

Item Image	Wiring	Dimensions
	 <p>Note: When using as a 2-Way Dimmer the L2 terminal is not used.</p> <p>Note: When switching from more than one position a two-way dimmer can only be used in conjunction with switches, i.e. only one dimmer per circuit.</p>	 <p>Hamilton® PERCEPTION CFX 2X40 Resistive Leading Edge Push On-Off Rotary 2 Way Switching Dimmer</p>
Primary Range	Perception CFX	
Insert Type	2 gang 400W Resistive Leading Edge Push On-Off Rotary 2 Way Switching Dimmer max 300W per gang	
Plate Finish	Perception CFX Clear	
Insert Colour	Satin Brass	
EAN13 Barcode	5017504019563	
Dimensions (Nominal)	Single: Height = 86.0mm Width = 86.0mm Depth = 4.0mm	
Fixing Hole Centres	Box Fixing = 60.3mm Grid Fixing = CFX Push	
Minimum Wall Box Depth	35mm	
Wattage	300W per gang	
Switched Poles	Single	
Current Rating	1.25 Amps per gang	
Voltage	220/250V AC	
Maximum Load	300W resistive per gang	
Mains Frequency	50Hz	
IP Rating	IP2XD	
Contact Gap Minimum	N/A	
Terminal Capacity 1	2 x 1mm ²	
Terminal Capacity 2	2 x 1.5mm ²	
Earth Terminal Capacity 1	5 x 1mm ²	
Earth Terminal Capacity 2	4 x 1.5mm ²	
Earth Terminal Capacity 3	3 x 2.5mm ²	
Earth Terminal Capacity 4	1 x 4mm ² Multi-strand	
Earth Terminal Capacity 5	1 x 6mm ²	
Product Class 1	Face plate must be earthed	
Ambient Operating Temperature	-5° to +40°C	
Recommended Location	Internal Use Only	
Maximum Installation Altitude	2000m	
Standard/Approval	BS EN 60669-2-1	
Additional Notes	Tungsten filament GU10 lamps must be branded with a fuse base. When using mains voltage halogen lamps- dimmers should be de-rated by 25%. When dimming LED lamps de-rated by 75% - please contact our Technical for compatibility.	
Patents and Trademarks	Perception is a Registered Trade Mark No 2560269 CFX is a Registered Trade Mark No 2398667	
All products listed conform to current British or European standard and the product information is correct at the time of going to press.	All accessories are manufactured under an accredited BS EN ISO 9001 : 2015 Quality Management System.	It is the policy of the company to improve products as part of our development programme. Therefore, we reserve the right to alter designs and dimensions without prior notice.
Illustrations and diagrams are reproduced within the limitations of reproduction and printing process and are not binding.	Due to manufacturing processes we cannot guarantee an exact colour match and shadings of certain finishes.	Correct as at 16 October 2018 03:05 PM E&OE

Hamilton®

making connections beautifully

SL

Wiring Accessories • Circuit Protection • Smart Lighting Control & Multi-room Audio