

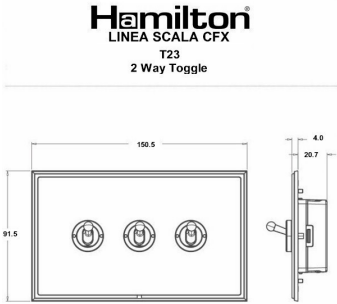


## LSXT23PB-SS

### Linea-Scala CFX Polished Brass Frame/Satin Steel Front 3 gang 20AX 2 Way Toggle Polished Brass

| Item Image                                                                                                                                | Wiring                                                                                                                                                                                     | Dimensions                                                                                                                                                                      |
|-------------------------------------------------------------------------------------------------------------------------------------------|--------------------------------------------------------------------------------------------------------------------------------------------------------------------------------------------|---------------------------------------------------------------------------------------------------------------------------------------------------------------------------------|
|                                                          |                                                                                                           |                                                                                              |
| Primary Range                                                                                                                             | Linea-Scala CFX                                                                                                                                                                            |                                                                                                                                                                                 |
| Insert Type                                                                                                                               | 3 gang 20AX 2 Way Toggle                                                                                                                                                                   |                                                                                                                                                                                 |
| Plate Finish                                                                                                                              | Linea-Scala CFX Polished Brass Frame/Satin Steel                                                                                                                                           |                                                                                                                                                                                 |
| Insert Colour                                                                                                                             | Polished Brass                                                                                                                                                                             |                                                                                                                                                                                 |
| EAN13 Barcode                                                                                                                             | 5017504642273                                                                                                                                                                              |                                                                                                                                                                                 |
| Dimensions (Nominal)                                                                                                                      | Double: Height = 91.5mm Width = 150.5mm Depth = 4.0mm                                                                                                                                      |                                                                                                                                                                                 |
| Fixing Hole Centres                                                                                                                       | Box Fixing = 120.6mm Grid Fixing = CFX Clips                                                                                                                                               |                                                                                                                                                                                 |
| Minimum Wall Box Depth                                                                                                                    | 35mm                                                                                                                                                                                       |                                                                                                                                                                                 |
| Switched Poles                                                                                                                            | Single                                                                                                                                                                                     |                                                                                                                                                                                 |
| Current Rating                                                                                                                            | 20AX                                                                                                                                                                                       |                                                                                                                                                                                 |
| Voltage                                                                                                                                   | 220/250V AC                                                                                                                                                                                |                                                                                                                                                                                 |
| Maximum Load                                                                                                                              | 20 Amp inductive                                                                                                                                                                           |                                                                                                                                                                                 |
| Mains Frequency                                                                                                                           | 50Hz                                                                                                                                                                                       |                                                                                                                                                                                 |
| IP Rating                                                                                                                                 | IP2XD                                                                                                                                                                                      |                                                                                                                                                                                 |
| Contact Gap Minimum                                                                                                                       | 3mm                                                                                                                                                                                        |                                                                                                                                                                                 |
| Terminal Capacity 1                                                                                                                       | 5 x 1mm <sup>2</sup>                                                                                                                                                                       |                                                                                                                                                                                 |
| Terminal Capacity 2                                                                                                                       | 4 x 1.5mm <sup>2</sup>                                                                                                                                                                     |                                                                                                                                                                                 |
| Terminal Capacity 3                                                                                                                       | 2 x 2.5mm <sup>2</sup>                                                                                                                                                                     |                                                                                                                                                                                 |
| Terminal Capacity 4                                                                                                                       | 2 x 4mm <sup>2</sup> Multi-strand                                                                                                                                                          |                                                                                                                                                                                 |
| Terminal Capacity 5                                                                                                                       | 1 x 6mm <sup>2</sup>                                                                                                                                                                       |                                                                                                                                                                                 |
| Earth Terminal Capacity 1                                                                                                                 | 6 x 1mm <sup>2</sup>                                                                                                                                                                       |                                                                                                                                                                                 |
| Earth Terminal Capacity 2                                                                                                                 | 5 x 1.5mm <sup>2</sup>                                                                                                                                                                     |                                                                                                                                                                                 |
| Earth Terminal Capacity 3                                                                                                                 | 3 x 2.5mm <sup>2</sup>                                                                                                                                                                     |                                                                                                                                                                                 |
| Earth Terminal Capacity 4                                                                                                                 | 2 x 4mm <sup>2</sup> Multi-strand                                                                                                                                                          |                                                                                                                                                                                 |
| Earth Terminal Capacity 5                                                                                                                 | 1 x 6mm <sup>2</sup>                                                                                                                                                                       |                                                                                                                                                                                 |
| Product Class 1                                                                                                                           | Must be earthed                                                                                                                                                                            |                                                                                                                                                                                 |
| Ambient Operating Temperature                                                                                                             | -5° to +40°C                                                                                                                                                                               |                                                                                                                                                                                 |
| Recommended Location                                                                                                                      | Internal Use Only                                                                                                                                                                          |                                                                                                                                                                                 |
| Maximum Installation Altitude                                                                                                             | 2000m                                                                                                                                                                                      |                                                                                                                                                                                 |
| Standard/Approval                                                                                                                         | BS EN 60669-1                                                                                                                                                                              |                                                                                                                                                                                 |
| Patents and Trademarks                                                                                                                    | Linea is a Registered Trade Mark No 2398665<br>CFX is a Registered Trade Mark No 2398667 Patent No. GB 2383375B<br>Linea-Perlina CFX SS2 is a UK Registered Design Certificate No. 2066588 |                                                                                                                                                                                 |
| All products listed conform to current British or European standard and the product information is correct at the time of going to press. | All accessories are manufactured under an accredited BS EN ISO 9001 : 2015 Quality Management System.                                                                                      | It is the policy of the company to improve products as part of our development programme. Therefore, we reserve the right to alter designs and dimensions without prior notice. |
| Illustrations and diagrams are reproduced within the limitations of reproduction and printing process and are not binding.                | Due to manufacturing processes we cannot guarantee an exact colour match and shadings of certain finishes.                                                                                 | Correct as at 17 October 2018 08:42 AM E&OE                                                                                                                                     |

# Hamilton®

making connections beautifully

SL

Wiring Accessories • Circuit Protection • Smart Lighting Control & Multi-room Audio