




## LSXKELPB-PBW

Linea-Scala CFX Polished Brass Frame/Polished Brass Front 1 gang 20AX 2 Way Key switch EMG LTG TEST White

Item Image	Wiring	Dimensions
		
Primary Range	Linea-Scala CFX	
Insert Type	1 gang 20AX 2 Way Key Switch EMG LTG TEST	
Plate Finish	Linea-Scala CFX Polished Brass Frame/Polished Brass	
Insert Colour	White	
EAN13 Barcode	5017504603106	
Dimensions (Nominal)	Single: Height = 91.5mm Width = 91.5mm Depth = 4.0mm	
Fixing Hole Centres	Box Fixing = 60.3mm Grid Fixing = CFX Clips	
Minimum Wall Box Depth	35mm	
Switched Poles	Single	
Current Rating	20AX	
Voltage	220/250V AC	
Maximum Load	20 Amp inductive	
Mains Frequency	50Hz	
IP Rating	IP2XD	
Contact Gap Minimum	3mm	
Terminal Capacity 1	5 x 1mm <sup>2</sup>	
Terminal Capacity 2	4 x 1.5mm <sup>2</sup>	
Terminal Capacity 3	2 x 2.5mm <sup>2</sup>	
Terminal Capacity 4	2 x 4mm <sup>2</sup> Multi-strand	
Terminal Capacity 5	1 x 6mm <sup>2</sup>	
Earth Terminal Capacity 1	6 x 1mm <sup>2</sup>	
Earth Terminal Capacity 2	5 x 1.5mm <sup>2</sup>	
Earth Terminal Capacity 3	3 x 2.5mm <sup>2</sup>	
Earth Terminal Capacity 4	2 x 4mm <sup>2</sup> Multi-strand	
Earth Terminal Capacity 5	1 x 6mm <sup>2</sup>	
Product Class 1	Must be earthed	
Ambient Operating Temperature	-5° to +40°C	
Recommended Location	Internal Use Only	
Maximum Installation Altitude	2000m	
Standard/Approval	BS EN 60669-1	
Patents and Trademarks	Linea is a Registered Trade Mark No 2398665 CFX is a Registered Trade Mark No 2398667 Patent No. GB 2383375B Linea-Perlina CFX SS2 is a UK Registered Design Certificate No. 2066588	
All products listed conform to current British or European standard and the product information is correct at the time of going to press.	All accessories are manufactured under an accredited BS EN ISO 9001 : 2015 Quality Management System.	It is the policy of the company to improve products as part of our development programme. Therefore, we reserve the right to alter designs and dimensions without prior notice.
Illustrations and diagrams are reproduced within the limitations of reproduction and printing process and are not binding.	Due to manufacturing processes we cannot guarantee an exact colour match and shadings of certain finishes.	Correct as at 17 October 2018 08:38 AM E&OE

# Hamilton<sup>®</sup>

making connections beautifully

SL

Wiring Accessories • Circuit Protection • Smart Lighting Control & Multi-room Audio