
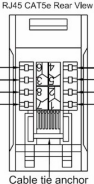
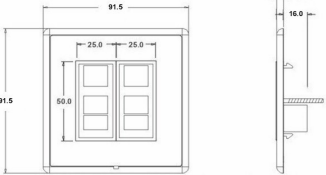


LRX2J45SN-BSB

Linea-Rondo CFX Satin Nickel Frame/Bright Steel Front 2 gang RJ45 CAT 5E Outlet - Unshielded Black

Item Image	Wiring	Dimensions																																
	 <p>RJ45 CAT5e and CAT6 Wiring Colour Codes</p> <table border="1" data-bbox="803 583 966 674"> <tr> <td>Pin 1</td> <td>Blue/White</td> <td>Pin 4</td> <td>Orange/White</td> </tr> <tr> <td>Pin 2</td> <td>Blue</td> <td>Pin 5</td> <td>Green/White</td> </tr> <tr> <td>Pin 3</td> <td>Orange</td> <td>Pin 6</td> <td>Blue/White</td> </tr> <tr> <td>Pin 4</td> <td>Green</td> <td>Pin 7</td> <td>Orange/Brown</td> </tr> <tr> <td>Pin 5</td> <td>White</td> <td>Pin 8</td> <td>Green/Brown</td> </tr> <tr> <td>Pin 6</td> <td>White/Orange</td> <td></td> <td></td> </tr> <tr> <td>Pin 7</td> <td>White/Green</td> <td></td> <td></td> </tr> <tr> <td>Pin 8</td> <td>White/Blue</td> <td></td> <td></td> </tr> </table> <p>Please always check with the colour coding found on the product.</p>	Pin 1	Blue/White	Pin 4	Orange/White	Pin 2	Blue	Pin 5	Green/White	Pin 3	Orange	Pin 6	Blue/White	Pin 4	Green	Pin 7	Orange/Brown	Pin 5	White	Pin 8	Green/Brown	Pin 6	White/Orange			Pin 7	White/Green			Pin 8	White/Blue			
Pin 1	Blue/White	Pin 4	Orange/White																															
Pin 2	Blue	Pin 5	Green/White																															
Pin 3	Orange	Pin 6	Blue/White																															
Pin 4	Green	Pin 7	Orange/Brown																															
Pin 5	White	Pin 8	Green/Brown																															
Pin 6	White/Orange																																	
Pin 7	White/Green																																	
Pin 8	White/Blue																																	

Primary Range	Linea-Rondo CFX	
Insert Type	2 gang RJ45 CAT 5E Outlet - Unshielded	
Plate Finish	Linea-Rondo CFX Satin Nickel Frame/Bright Steel	
Insert Colour	Black	
EAN13 Barcode	5017504541583	
Dimensions (Nominal)	Single: Height = 91.5mm Width = 91.5mm Depth = 4.0mm	
Fixing Hole Centres	Box Fixing = 60.3mm Grid Fixing = CFX Clips	
Minimum Wall Box Depth	35mm	
Switched Poles	N/A	
IP Rating	IP2XD	
Contact Gap Minimum	N/A	
Earth Terminal Capacity 1	5 x 1mm ²	
Earth Terminal Capacity 2	4 x 1.5mm ²	
Earth Terminal Capacity 3	3 x 2.5mm ²	
Earth Terminal Capacity 4	1 x 4mm ² Multi-strand	
Earth Terminal Capacity 5	1 x 6mm ²	
Product Class 1	Must be earthed (ref BS7671 415.2.1)	
Ambient Operating Temperature	-5° to +40°C	
Recommended Location	Internal Use Only	
Maximum Installation Altitude	2000m	
EuroFix Additional Notes	Can be used in both EIA 568A and EIA 568B wiring schedules	
Patents and Trademarks	Linea is a Registered Trade Mark No 2398665 CFX is a Registered Trade Mark No 2398667 Patent No. GB 2383375B Community Trd Mark No. 002906428 Linea-Rondo CFX is a UK Registered Design Certificate No: R21=2106349 SS2=2106350	
All products listed conform to current British or European standard and the product information is correct at the time of going to press.	All accessories are manufactured under an accredited BS EN ISO 9001 : 2015 Quality Management System.	It is the policy of the company to improve products as part of our development programme. Therefore, we reserve the right to alter designs and dimensions without prior notice.
Illustrations and diagrams are reproduced within the limitations of reproduction and printing process and are not binding.	Due to manufacturing processes we cannot guarantee an exact colour match and shadings of of certain finishes.	Correct as at 16 October 2018 04:01 PM E&OE

R Hamilton & Co Ltd, Unit 10 Carrick Business Centre, 4-5 Bonville Road, Brislington, Bristol, BS4 5NZ
 T: +44 (0)1747 860088 F: +44 (0)1179 710414
 E: info@hamilton-litestat.com www.hamilton-litestat.com

Registered Office 1 Rushmills, Bedford Road, Northampton NN4 7YB
 Registered in London No. 941624 VAT Registration No. 222 6607 84



CERT. No. FM1238