
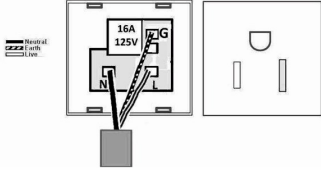
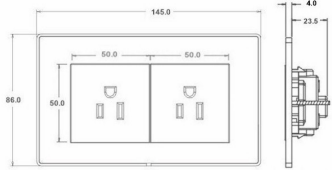


## LD5320PB-SSW

Linea-Duo CFX Polished Brass Frame/Satin Steel Front 2 gang 15A 110V AC American Unswitched Socket White

Item Image	Wiring	Dimensions
		

Primary Range	Linea-Duo CFX	
Insert Type	2 gang 15A 110V AC American Unswitched Socket	
Plate Finish	Linea-Duo CFX Polished Brass Frame/Satin Steel	
Insert Colour	White	
EAN13 Barcode	5017504037543	
Dimensions (Nominal)	Double: Height = 86.0mm Width = 145.0mm Depth = 4.0mm	
Fixing Hole Centres	Box Fixing = 120.6mm Grid Fixing = CFX Clips	
Minimum Wall Box Depth	35mm	
Switched Poles	None	
Current Rating	15 Amp	
Voltage	110V AC	
Maximum Load	15 Amp	
Mains Frequency	60Hz	
IP Rating	IP2XD	
Contact Gap Minimum	None	
Terminal Capacity 1	3 x 2.5mm <sup>2</sup>	
Terminal Capacity 2	2 x 4mm <sup>2</sup>	
Terminal Capacity 3	1 x 6mm <sup>2</sup> Multi-strand	
Product Class 1	Face plate must be earthed	
Ambient Operating Temperature	-5° to +40°C	
Recommended Location	Internal Use Only	
Maximum Installation Altitude	2000m	
Standard/Approval	BS EN ISO 5733 IEC60884-1	
Additional Notes	Shuttered :Yes	
Patents and Trademarks	Linea is a Registered Trade Mark No 2398665 CFX is a Registered Trade Mark No 2398667 Patent No. GB 2383375B Linea-Duo CFX is a UK Registered Design Certificate No: R21 = 3021173 SS2 = 3021174	
All products listed conform to current British or European standard and the product information is correct at the time of going to press.	All accessories are manufactured under an accredited BS EN ISO 9001 : 2015 Quality Management System.	It is the policy of the company to improve products as part of our development programme. Therefore, we reserve the right to alter designs and dimensions without prior notice.
Illustrations and diagrams are reproduced within the limitations of reproduction and printing process and are not binding.	Due to manufacturing processes we cannot guarantee an exact colour match and shadings of of certain finishes.	Correct as at 15 October 2018 08:16 AM E&OE