
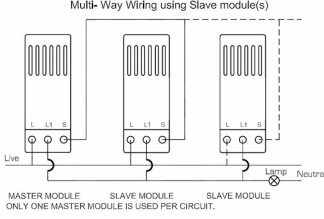



## LD4XTMPB-BSW

Linea-Duo CFX Polished Brass Frame/Bright Steel Front 4x250W/210VA Resistive/Inductive Trailing Edge Touch Master Multi-Way Dimmers Polished Brass/White

Item Image	Wiring	Dimensions
		
Primary Range	Linea-Duo CFX	
Insert Type	4 gang 250W/210VA Resistive/Inductive Trailing Edge Touch Master Multi-Way Dimmer	
Plate Finish	Linea-Duo CFX Polished Brass Frame/Bright Steel	
Insert Colour	Polished Brass/White	
EAN13 Barcode	5017504130466	
Dimensions (Nominal)	Double: Height = 86.0mm Width = 145.0mm Depth = 4.0mm	
Fixing Hole Centres	Box Fixing = 120.6mm Grid Fixing = CFX Clips	
Minimum Wall Box Depth	35mm	
Wattage	250W Resistive 210VA Inductive	
Switched Poles	N/A	
Current Rating	1.1 Amps per gang	
Voltage	220/250V AC	
Maximum Load	250W Resistive per gang 210VA Inductive Min Load 25W/25VA	
Mains Frequency	50Hz	
IP Rating	IP2XD	
Contact Gap Minimum	N/A	
Terminal Capacity 1	2 x 1mm <sup>2</sup>	
Terminal Capacity 2	2 x 1.5mm <sup>2</sup>	
Earth Terminal Capacity 1	5 x 1mm <sup>2</sup>	
Earth Terminal Capacity 2	4 x 1.5mm <sup>2</sup>	
Earth Terminal Capacity 3	3 x 2.5mm <sup>2</sup>	
Earth Terminal Capacity 4	1 x 4mm <sup>2</sup> Multi-strand	
Earth Terminal Capacity 5	1 x 6mm <sup>2</sup>	
Product Class 1	Face plate must be earthed	
Ambient Operating Temperature	-5° to +40°C	
Recommended Location	Internal Use Only	
Maximum Installation Altitude	2000m	
Standard/Approval	BS EN 60669-2-1	
Additional Notes	<p>TRAILING EDGE TECHNOLOGY DIMMERS. Are suitable for control of both resistive and inductive loads. When used for dimming low voltage electronic halogen transformers it must be noted that the dimmer controls the primary side of the transformer. Tungsten filament GU10 lamps must be branded with a fuse base. When using mains voltage halogen lamps-dimmers should be de-rated by 25%. When dimming LED lamps de-rated by 75% - please contact our Technical for compatibility. When using mains voltage halogen load transformer - maximum rating is 210VA. NOTE: For multi-way switching a push to make retractive switch should be installed in the other positions. (Note:standard two way switches will not work with this product)</p>	

## LD4XTMPB-BSW

Linea-Duo CFX Polished Brass Frame/Bright Steel Front 4x250W/210VA Resistive/Inductive Trailing Edge Touch Master Multi-Way Dimmers Polished Brass/White

<p>Patents and Trademarks</p>	<p>Linea is a Registered Trade Mark No 2398665                  CFX is a Registered Trade Mark No 2398667 Patent No. GB 2383375B                  Linea-Duo CFX is a UK Registered Design Certificate No: R21 = 3021173 SS2 = 3021174</p>	
<p>All products listed conform to current British or European standard and the product information is correct at the time of going to press.</p>	<p>All accessories are manufactured under an accredited BS EN ISO 9001 : 2015 Quality Management System.</p>	<p>It is the policy of the company to improve products as part of our development programme. Therefore, we reserve the right to alter designs and dimensions without prior notice.</p>
<p>Illustrations and diagrams are reproduced within the limitations of reproduction and printing process and are not binding.</p>	<p>Due to manufacturing processes we cannot guarantee an exact colour match and shadings of certain finishes.</p>	<p>Correct as at 15 October 2018 08:16 AM E&amp;OE</p>

R Hamilton & Co Ltd, Unit 10 Carrick Business Centre, 4-5 Bonville Road, Brislington, Bristol, BS4 5NZ  
 T: +44 (0)1747 860088 F: +44 (0)1179 710414  
 E: info@hamilton-litestat.com www.hamilton-litestat.com

Registered Office 1 Rushmills, Bedford Road, Northampton NN4 7YB  
 Registered in London No. 941624 VAT Registration No. 222 6607 84



CERT. No. FA11128