




## LD2X40BK-BK

Linea-Duo CFX Black Nickel Frame/Black Nickel Front 2x400W Resistive Leading Edge Push On-Off Rotary 2 Way Switching Dimmers max 300W per gang Black Nickel

Item Image	Wiring	Dimensions
		
Primary Range	Linea-Duo CFX	
Insert Type	2 gang 400W Resistive Leading Edge Push On-Off Rotary 2 Way Switching Dimmer max 300W per gang	
Plate Finish	Linea-Duo CFX Black Nickel Frame/Black Nickel	
Insert Colour	Black Nickel	
EAN13 Barcode	5017504239428	
Dimensions (Nominal)	Single: Height = 86.0mm Width = 86.0mm Depth = 4.0mm	
Fixing Hole Centres	Box Fixing = 60.3mm Grid Fixing = CFX Clips	
Minimum Wall Box Depth	35mm	
Wattage	300W per gang	
Switched Poles	Single	
Current Rating	1.25 Amps per gang	
Voltage	220/250V AC	
Maximum Load	300W resistive per gang	
Mains Frequency	50Hz	
IP Rating	IP2XD	
Contact Gap Minimum	N/A	
Terminal Capacity 1	2 x 1mm <sup>2</sup>	
Terminal Capacity 2	2 x 1.5mm <sup>2</sup>	
Earth Terminal Capacity 1	5 x 1mm <sup>2</sup>	
Earth Terminal Capacity 2	4 x 1.5mm <sup>2</sup>	
Earth Terminal Capacity 3	3 x 2.5mm <sup>2</sup>	
Earth Terminal Capacity 4	1 x 4mm <sup>2</sup> Multi-strand	
Earth Terminal Capacity 5	1 x 6mm <sup>2</sup>	
Product Class 1	Face plate must be earthed	
Ambient Operating Temperature	-5° to +40°C	
Recommended Location	Internal Use Only	
Maximum Installation Altitude	2000m	
Standard/Approval	BS EN 60669-2-1	
Additional Notes	Tungsten filament GU10 lamps must be branded with a fuse base. When using mains voltage halogen lamps- dimmers should be de-rated by 25%. When dimming LED lamps de-rated by 75% - please contact our Technical for compatibility.	

## LD2X40BK-BK

Linea-Duo CFX Black Nickel Frame/Black Nickel Front 2x400W Resistive Leading Edge Push On-Off Rotary 2 Way Switching Dimmers max 300W per gang Black Nickel

<p>Patents and Trademarks</p>	<p>Linea is a Registered Trade Mark No 2398665                  CFX is a Registered Trade Mark No 2398667 Patent No. GB 2383375B                  Linea-Duo CFX is a UK Registered Design Certificate No: R21 = 3021173 SS2 = 3021174</p>	
<p>All products listed conform to current British or European standard and the product information is correct at the time of going to press.</p>	<p>All accessories are manufactured under an accredited BS EN ISO 9001 : 2015 Quality Management System.</p>	<p>It is the policy of the company to improve products as part of our development programme. Therefore, we reserve the right to alter designs and dimensions without prior notice.</p>
<p>Illustrations and diagrams are reproduced within the limitations of reproduction and printing process and are not binding.</p>	<p>Due to manufacturing processes we cannot guarantee an exact colour match and shadings of certain finishes.</p>	<p>Correct as at 15 October 2018 08:14 AM E&amp;OE</p>

R Hamilton & Co Ltd, Unit 10 Carrick Business Centre, 4-5 Bonville Road, Brislington, Bristol, BS4 5NZ  
 T: +44 (0)1747 860088 F: +44 (0)1179 710414  
 E: info@hamilton-litestat.com www.hamilton-litestat.com

Registered Office 1 Rushmills, Bedford Road, Northampton NN4 7YB  
 Registered in London No. 941624 VAT Registration No. 222 6607 84



CERT. No. FA11138