
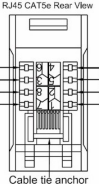
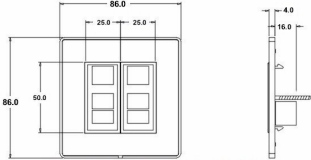


## LD2J45SB-SSB

### Linea-Duo CFX Satin Brass Frame/Satin Steel Front 2 gang RJ45 CAT 5E Outlet - Unshielded Black

Item Image	Wiring	Dimensions																																				
	 <p>RJ45 CAT5e and CAT6 Wiring Colour Codes</p> <table border="1" data-bbox="803 583 966 674"> <tr> <th>Pin</th> <th>EIA Wiring Schedule</th> <th>T568A Wiring Schedule</th> <th>T568B Wiring Schedule</th> </tr> <tr> <td>1</td> <td>WHITE / Green</td> <td>WHITE / Orange</td> <td>WHITE / Green</td> </tr> <tr> <td>2</td> <td>GREEN / White</td> <td>ORANGE / White</td> <td>GREEN / White</td> </tr> <tr> <td>3</td> <td>WHITE / Orange</td> <td>WHITE / Green</td> <td>WHITE / Orange</td> </tr> <tr> <td>4</td> <td>BLUE / White</td> <td>BLUE / White</td> <td>BLUE / White</td> </tr> <tr> <td>5</td> <td>WHITE / Blue</td> <td>WHITE / Blue</td> <td>WHITE / Blue</td> </tr> <tr> <td>6</td> <td>ORANGE / White</td> <td>WHITE / Brown</td> <td>ORANGE / White</td> </tr> <tr> <td>7</td> <td>WHITE / Brown</td> <td>WHITE / Brown</td> <td>BROWN / White</td> </tr> <tr> <td>8</td> <td>BROWN / White</td> <td>BROWN / White</td> <td>BROWN / White</td> </tr> </table> <p>Please always check with the colour coding found on the product.</p>	Pin	EIA Wiring Schedule	T568A Wiring Schedule	T568B Wiring Schedule	1	WHITE / Green	WHITE / Orange	WHITE / Green	2	GREEN / White	ORANGE / White	GREEN / White	3	WHITE / Orange	WHITE / Green	WHITE / Orange	4	BLUE / White	BLUE / White	BLUE / White	5	WHITE / Blue	WHITE / Blue	WHITE / Blue	6	ORANGE / White	WHITE / Brown	ORANGE / White	7	WHITE / Brown	WHITE / Brown	BROWN / White	8	BROWN / White	BROWN / White	BROWN / White	 <p>Hamilton® LINEA DUO CFX 2J45 2 gang RJ45 - CAT 5E Outlet Unshielded 8 wire</p>
Pin	EIA Wiring Schedule	T568A Wiring Schedule	T568B Wiring Schedule																																			
1	WHITE / Green	WHITE / Orange	WHITE / Green																																			
2	GREEN / White	ORANGE / White	GREEN / White																																			
3	WHITE / Orange	WHITE / Green	WHITE / Orange																																			
4	BLUE / White	BLUE / White	BLUE / White																																			
5	WHITE / Blue	WHITE / Blue	WHITE / Blue																																			
6	ORANGE / White	WHITE / Brown	ORANGE / White																																			
7	WHITE / Brown	WHITE / Brown	BROWN / White																																			
8	BROWN / White	BROWN / White	BROWN / White																																			
Primary Range	Linea-Duo CFX																																					
Insert Type	2 gang RJ45 CAT 5E Outlet - Unshielded																																					
Plate Finish	Linea-Duo CFX Satin Brass Frame/Satin Steel																																					
Insert Colour	Black																																					
EAN13 Barcode	5017504161583																																					
Dimensions (Nominal)	Single: Height = 86.0mm Width = 86.0mm Depth = 4.0mm																																					
Fixing Hole Centres	Box Fixing = 60.3mm Grid Fixing = CFX Clips																																					
Minimum Wall Box Depth	35mm																																					
Switched Poles	N/A																																					
IP Rating	IP2XD																																					
Contact Gap Minimum	N/A																																					
Earth Terminal Capacity 1	5 x 1mm <sup>2</sup>																																					
Earth Terminal Capacity 2	4 x 1.5mm <sup>2</sup>																																					
Earth Terminal Capacity 3	3 x 2.5mm <sup>2</sup>																																					
Earth Terminal Capacity 4	1 x 4mm <sup>2</sup> Multi-strand																																					
Earth Terminal Capacity 5	1 x 6mm <sup>2</sup>																																					
Product Class 1	Must be earthed (ref BS7671 415.2.1)																																					
Ambient Operating Temperature	-5° to +40°C																																					
Recommended Location	Internal Use Only																																					
Maximum Installation Altitude	2000m																																					
EuroFix Additional Notes	Can be used in both EIA 568A and EIA 568B wiring schedules																																					
Patents and Trademarks	Linea is a Registered Trade Mark No 2398665 CFX is a Registered Trade Mark No 2398667 Patent No. GB 2383375B Linea-Duo CFX is a UK Registered Design Certificate No: R21 = 3021173 SS2 = 3021174																																					
All products listed conform to current British or European standard and the product information is correct at the time of going to press.	All accessories are manufactured under an accredited BS EN ISO 9001 : 2015 Quality Management System.	It is the policy of the company to improve products as part of our development programme. Therefore, we reserve the right to alter designs and dimensions without prior notice.																																				
Illustrations and diagrams are reproduced within the limitations of reproduction and printing process and are not binding.	Due to manufacturing processes we cannot guarantee an exact colour match and shadings of of certain finishes.	Correct as at 15 October 2018 08:14 AM E&OE																																				

R Hamilton & Co Ltd, Unit 10 Carrick Business Centre, 4-5 Bonville Road, Brislington, Bristol, BS4 5NZ  
 T: +44 (0)1747 860088 F: +44 (0)1179 710414  
 E: info@hamilton-litestat.com www.hamilton-litestat.com

Registered Office 1 Rushmills, Bedford Road, Northampton NN4 7YB  
 Registered in London No. 941624 VAT Registration No. 222 6607 84



CERT. No. FM1238