

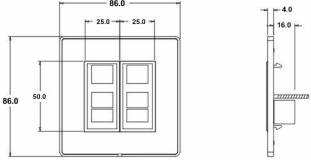


LD2J12BC-SSW

Linea-Duo CFX Bright Chrome Frame/Satin Steel Front 2 gang RJ12 Outlet - Unshielded White

Item Image	Wiring	Dimensions																																																																						
	 <p>0 1 2 3 4 5 6 7 8 9</p> <table border="1"> <thead> <tr> <th>Pair</th> <th>Wire 1</th> <th>Wire 2</th> <th>Wire 3</th> <th>Wire 4</th> <th>Wire 5</th> <th>Wire 6</th> </tr> </thead> <tbody> <tr> <td>1</td> <td>GREEN / White</td> <td>BLUE</td> <td>RED</td> <td>YELLOW</td> <td>GREEN</td> <td>BLACK</td> </tr> <tr> <td>2</td> <td>ORANGE / White</td> <td>YELLOW</td> <td>RED</td> <td>BLACK</td> <td>WHITE / Orange</td> <td>WHITE / Green</td> </tr> <tr> <td>3</td> <td>WHITE / Blue</td> <td>RED</td> <td>BLACK</td> <td>WHITE / Green</td> <td>WHITE / Orange</td> <td>WHITE / Black</td> </tr> <tr> <td>4</td> <td>BLUE / White</td> <td>RED</td> <td>BLACK</td> <td>WHITE / Green</td> <td>WHITE / Orange</td> <td>WHITE / Black</td> </tr> <tr> <td>5</td> <td>WHITE / Orange</td> <td>BLACK</td> <td>WHITE / Green</td> <td>WHITE / Orange</td> <td>WHITE / Black</td> <td>WHITE / Green</td> </tr> <tr> <td>6</td> <td>WHITE / Green</td> <td>WHITE / Black</td> <td>WHITE / Green</td> <td>WHITE / Orange</td> <td>WHITE / Black</td> <td>WHITE / Green</td> </tr> <tr> <td>7</td> <td>NO USER</td> <td>NO USER</td> <td>NO USER</td> <td>NO USER</td> <td>NO USER</td> <td>NO USER</td> </tr> <tr> <td>8</td> <td>NO USER</td> <td>NO USER</td> <td>NO USER</td> <td>NO USER</td> <td>NO USER</td> <td>NO USER</td> </tr> <tr> <td>9</td> <td>NO USER</td> <td>NO USER</td> <td>NO USER</td> <td>NO USER</td> <td>NO USER</td> <td>NO USER</td> </tr> </tbody> </table>	Pair	Wire 1	Wire 2	Wire 3	Wire 4	Wire 5	Wire 6	1	GREEN / White	BLUE	RED	YELLOW	GREEN	BLACK	2	ORANGE / White	YELLOW	RED	BLACK	WHITE / Orange	WHITE / Green	3	WHITE / Blue	RED	BLACK	WHITE / Green	WHITE / Orange	WHITE / Black	4	BLUE / White	RED	BLACK	WHITE / Green	WHITE / Orange	WHITE / Black	5	WHITE / Orange	BLACK	WHITE / Green	WHITE / Orange	WHITE / Black	WHITE / Green	6	WHITE / Green	WHITE / Black	WHITE / Green	WHITE / Orange	WHITE / Black	WHITE / Green	7	NO USER	NO USER	NO USER	NO USER	NO USER	NO USER	8	NO USER	NO USER	NO USER	NO USER	NO USER	NO USER	9	NO USER	NO USER	NO USER	NO USER	NO USER	NO USER	 <p>Hamilton LINEA DUO CFX 2J12 2 gang RJ12 Outlet Unshielded 6 wire</p>
Pair	Wire 1	Wire 2	Wire 3	Wire 4	Wire 5	Wire 6																																																																		
1	GREEN / White	BLUE	RED	YELLOW	GREEN	BLACK																																																																		
2	ORANGE / White	YELLOW	RED	BLACK	WHITE / Orange	WHITE / Green																																																																		
3	WHITE / Blue	RED	BLACK	WHITE / Green	WHITE / Orange	WHITE / Black																																																																		
4	BLUE / White	RED	BLACK	WHITE / Green	WHITE / Orange	WHITE / Black																																																																		
5	WHITE / Orange	BLACK	WHITE / Green	WHITE / Orange	WHITE / Black	WHITE / Green																																																																		
6	WHITE / Green	WHITE / Black	WHITE / Green	WHITE / Orange	WHITE / Black	WHITE / Green																																																																		
7	NO USER	NO USER	NO USER	NO USER	NO USER	NO USER																																																																		
8	NO USER	NO USER	NO USER	NO USER	NO USER	NO USER																																																																		
9	NO USER	NO USER	NO USER	NO USER	NO USER	NO USER																																																																		

Primary Range	Linea-Duo CFX	
Insert Type	2 gang RJ12 Outlet - Unshielded	
Plate Finish	Linea-Duo CFX Bright Chrome Frame/Satin Steel	
Insert Colour	White	
EAN13 Barcode	5017504210564	
Dimensions (Nominal)	Single: Height = 86.0mm Width = 86.0mm Depth = 4.0mm	
Fixing Hole Centres	Box Fixing = 60.3mm Grid Fixing = CFX Clips	
Minimum Wall Box Depth	35mm	
Switched Poles	N/A	
IP Rating	IP2XD	
Contact Gap Minimum	N/A	
Earth Terminal Capacity 1	5 x 1mm ²	
Earth Terminal Capacity 2	4 x 1.5mm ²	
Earth Terminal Capacity 3	3 x 2.5mm ²	
Earth Terminal Capacity 4	1 x 4mm ² Multi-strand	
Earth Terminal Capacity 5	1 x 6mm ²	
Product Class 1	Must be earthed (ref BS7671 415.2.1)	
Ambient Operating Temperature	-5° to +40°C	
Recommended Location	Internal Use Only	
Maximum Installation Altitude	2000m	
EuroFix Additional Notes	Can be used as either RJ11 (4 wires) or RJ12 (6 wires)	
Patents and Trademarks	Linea is a Registered Trade Mark No 2398665 CFX is a Registered Trade Mark No 2398667 Patent No. GB 2383375B Linea-Duo CFX is a UK Registered Design Certificate No: R21 = 3021173 SS2 = 3021174	
All products listed conform to current British or European standard and the product information is correct at the time of going to press.	All accessories are manufactured under an accredited BS EN ISO 9001 : 2015 Quality Management System.	It is the policy of the company to improve products as part of our development programme. Therefore, we reserve the right to alter designs and dimensions without prior notice.
Illustrations and diagrams are reproduced within the limitations of reproduction and printing process and are not binding.	Due to manufacturing processes we cannot guarantee an exact colour match and shadings of certain finishes.	Correct as at 15 October 2018 08:13 AM E&OE

R Hamilton & Co Ltd, Unit 10 Carrick Business Centre, 4-5 Bonville Road, Brislington, Bristol, BS4 5NZ
 T: +44 (0)1747 860088 F: +44 (0)1179 710414
 E: info@hamilton-litestat.com www.hamilton-litestat.com

Registered Office 1 Rushmills, Bedford Road, Northampton NN4 7YB
 Registered in London No. 941624 VAT Registration No. 222 6607 84



CERT. No. FM1238