

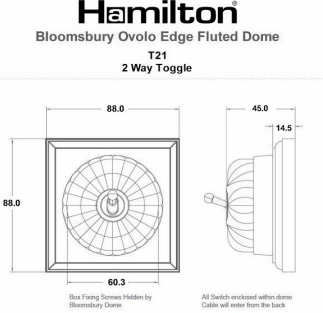


## BOMFT21PB-W

### Bloomsbury Ovolo Medium Oak 1 gang 20AX 2 Way Toggle Polished Brass Fluted Dome/White Collar

| Item Image  | Wiring  | Dimensions   |
|---|---|--|
|  |  |  <p>Hamilton®<br/>Bloomsbury Ovolo Edge Fluted Dome<br/>T21<br/>2 Way Toggle</p> <p>Box Fixing Screws Hidden by Bloomsbury Dome.<br/>All Switch enclosed within dome<br/>Cables will enter from the back.</p> |

|                               |  |
|-------------------------------|--|
| Primary Range                 | Bloomsbury Fluted Dome   |
| Insert Type                   | 1 gang 20AX 2 Way Toggle   |
| Plate Finish                  | Bloomsbury Ovolo Medium Oak  |
| Insert Colour                 | Polished Brass/White Collar  |
| EAN13 Barcode                 | 5028690186854  |
| Dimensions (Nominal)          | Single: Height = 88.0mm Width = 88.0mm Depth = 14.5mm Plinth, Collar and Dome Depth = 45.0mm |
| Fixing Hole Centres           | Box Fixing = 60.3mm Grid Fixing = N/A  |
| Minimum Wall Box Depth        | 25mm   |
| Switched Poles                | Single   |
| Current Rating                | 20AX   |
| Voltage                       | 220/250V AC  |
| Maximum Load                  | 20 Amp inductive   |
| Mains Frequency               | 50Hz   |
| IP Rating                     | IP2XD  |
| Contact Gap Minimum           | 3mm  |
| Terminal Capacity 1           | 5 x 1mm <sup>2</sup>   |
| Terminal Capacity 2           | 4 x 1.5mm <sup>2</sup>   |
| Terminal Capacity 3           | 2 x 2.5mm <sup>2</sup>   |
| Terminal Capacity 4           | 2 x 4mm <sup>2</sup> Multi-strand  |
| Terminal Capacity 5           | 1 x 6mm <sup>2</sup>   |
| Earth Terminal Capacity 1     | 6 x 1mm <sup>2</sup>   |
| Earth Terminal Capacity 2     | 5 x 1.5mm <sup>2</sup>   |
| Earth Terminal Capacity 3     | 3 x 2.5mm <sup>2</sup>   |
| Earth Terminal Capacity 4     | 2 x 4mm <sup>2</sup> Multi-strand  |
| Earth Terminal Capacity 5     | 1 x 6mm <sup>2</sup>   |
| Product Class 1               | Must be earthed  |
| Ambient Operating Temperature | -5° to +40°C   |
| Recommended Location          | Internal Use Only  |
| Maximum Installation Altitude | 2000m  |
| Standard/Approval             | BS EN 60669-1  |

|  |  |  |
|--|--|--|
| <p>All products listed conform to current British or European standard and the product information is correct at the time of going to press.</p> | <p>All accessories are manufactured under an accredited BS EN ISO 9001 : 2015 Quality Management System.</p>         | <p>It is the policy of the company to improve products as part of our development programme. Therefore, we reserve the right to alter designs and dimensions without prior notice.</p> |
| <p>Illustrations and diagrams are reproduced within the limitations of reproduction and printing process and are not binding.</p>                | <p>Due to manufacturing processes we cannot guarantee an exact colour match and shadings of of certain finishes.</p> | <p>Correct as at 12 October 2018 04:30 PM E&amp;OE</p>   |