
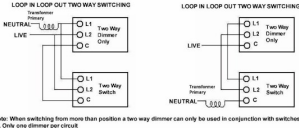
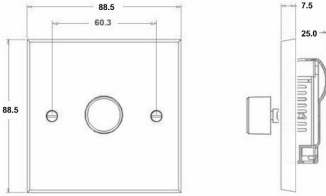


981X2V

Cheriton Victorian Black Nickel 1 gang 200VA Inductive Leading Edge Push On-Off Rotary 2 Way Switching Dimmer Black Nickel

Item Image	Wiring	Dimensions
	 <p>Note: When switching from one than position a two way dimmer can only be used in conjunction with switches i.e. only one dimmer per circuit.</p>	
Primary Range	Cheriton	
Insert Type	1 gang 200VA Inductive Leading Edge Push On-Off Rotary 2 Way Switching Dimmer	
Plate Finish	Cheriton Victorian Box Black Nickel	
Insert Colour	Black Nickel	
EAN13 Barcode	5017503989119	
Dimensions (Nominal)	Single: Height = 88.5mm Width = 88.5mm Depth = 7.5mm	
Fixing Hole Centres	Box Fixing = 60.3mm Grid Fixing = N/A	
Minimum Wall Box Depth	35mm	
Wattage	200VA (low voltage)	
Switched Poles	Single	
Current Rating	0.8 Amp	
Voltage	220/250V AC	
Maximum Load	200VA (low voltage) Min Load 25VA	
Mains Frequency	50Hz	
IP Rating	IP2XD	
Contact Gap Minimum	None	
Terminal Capacity 1	2 x 1mm ²	
Terminal Capacity 2	2 x 1.5mm ²	
Earth Terminal Capacity 1	5 x 1mm ²	
Earth Terminal Capacity 2	4 x 1.5mm ²	
Earth Terminal Capacity 3	3 x 2.5mm ²	
Earth Terminal Capacity 4	1 x 4mm ² Multi-strand	
Earth Terminal Capacity 5	1 x 6mm ²	
Product Class 1	Face plate must be earthed	
Ambient Operating Temperature	-5° to +40°C	
Recommended Location	Internal Use Only	
Maximum Installation Altitude	2000m	
Standard/Approval	BS EN 60669-1	
Additional Notes	LEADING EDGE TECHNOLOGY DIMMERS for use with low voltage toroidal transformers and some LED lamps. When dimming LED lamps de-rated by 75% - please contact our Technical for compatibility. NOTE:It is recommended to contact the manufacturer of the transformer to confirm that it is dimmable and is considered to be an inductive load.	
Patents and Trademarks	Cheriton is a Registered Trade Mark No. 2344779	
All products listed conform to current British or European standard and the product information is correct at the time of going to press.	All accessories are manufactured under an accredited BS EN ISO 9001 : 2015 Quality Management System.	It is the policy of the company to improve products as part of our development programme. Therefore, we reserve the right to alter designs and dimensions without prior notice.
Illustrations and diagrams are reproduced within the limitations of reproduction and printing process and are not binding.	Due to manufacturing processes we cannot guarantee an exact colour match and shadings of of certain finishes.	Correct as at 12 October 2018 04:45 PM E&OE

Hamilton[®]

making connections beautifully

SL

Wiring Accessories • Circuit Protection • Smart Lighting Control & Multi-room Audio