
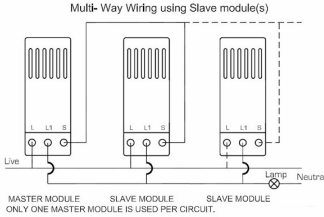
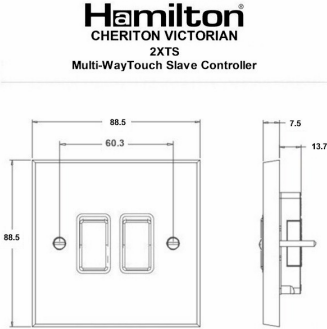


952XTSBC-B

Cheriton Victorian Bright Chrome 2 gang Multi-Way Touch Slave Controller Bright Chrome/Black

Item Image	Wiring	Dimensions
	 <p>Multi-Way Wiring using Slave module(s)</p> <p>MASTER MODULE SLAVE MODULE SLAVE MODULE ONLY ONE MASTER MODULE IS USED PER CIRCUIT.</p>	 <p>Hamilton CHERITON VICTORIAN 2XTS Multi-Way Touch Slave Controller</p>
Primary Range	Cheriton	
Insert Type	2 gang Multi-Way Touch Slave Controller	
Plate Finish	Cheriton Victorian GRID-IT Bright Chrome	
Insert Colour	Bright Chrome/Black	
EAN13 Barcode	5028690401438	
Dimensions (Nominal)	Single: Height = 88.5mm Width = 88.5mm Depth = 7.5mm	
Fixing Hole Centres	Box Fixing = 60.3mm Grid Fixing = 49.2mm	
Minimum Wall Box Depth	35mm	
Wattage	The same as Touch Master or Ceiling Dimmer	
Switched Poles	N/A	
Current Rating	The same as Touch Master or Ceiling Dimmer	
Voltage	220/250V AC	
Maximum Load	The same as Touch Master	
Mains Frequency	50Hz	
IP Rating	IP2XD	
Contact Gap Minimum	N/A	
Terminal Capacity 1	2 x 1mm ²	
Terminal Capacity 2	2 x 1.5mm ²	
Earth Terminal Capacity 1	5 x 1mm ²	
Earth Terminal Capacity 2	4 x 1.5mm ²	
Earth Terminal Capacity 3	3 x 2.5mm ²	
Earth Terminal Capacity 4	1 x 4mm ² Multi-strand	
Earth Terminal Capacity 5	1 x 6mm ²	
Product Class 1	Face plate must be earthed	
Ambient Operating Temperature	-5° to +40°C	
Recommended Location	Internal Use Only	
Maximum Installation Altitude	2000m	
Standard/Approval	BS EN 60669-2-1	
Additional Notes	Tungsten filament GU10 lamps must be branded with a fuse base. When using mains voltage halogen lamps- dimmers should be de-rated by 25%. When using mains voltage halogen load transformer - maximum rating is 210VA. To only be used with Touch Master Dimmers	
Patents and Trademarks	Cheriton is a Registered Trade Mark No. 2344779	
All products listed conform to current British or European standard and the product information is correct at the time of going to press.	All accessories are manufactured under an accredited BS EN ISO 9001 : 2015 Quality Management System.	It is the policy of the company to improve products as part of our development programme. Therefore, we reserve the right to alter designs and dimensions without prior notice.
Illustrations and diagrams are reproduced within the limitations of reproduction and printing process and are not binding.	Due to manufacturing processes we cannot guarantee an exact colour match and shadings of of certain finishes.	Correct as at 12 October 2018 04:43 PM E&OE

Hamilton[®]

making connections beautifully

SL

Wiring Accessories • Circuit Protection • Smart Lighting Control & Multi-room Audio