
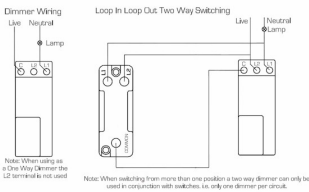



8CBC1X40

Sheer CFX Copper Bronze 1x400W Resistive Leading Edge Push On-Off Rotary 2 Way Switching Dimmer Copper Bronze

Item Image	Wiring	Dimensions
		
Primary Range	Sheer CFX - Designed to fit Folded Metal Wall Box Enclosures that comply with BS4662-2006.	
Insert Type	1 gang 400W Resistive Leading Edge Push On-Off Rotary 2 Way Switching Dimmer	
Plate Finish	Sheer CFX Copper Bronze	
Insert Colour	Copper Bronze	
EAN13 Barcode	5017504026615	
Dimensions (Nominal)	Single: Height = 86.0mm Width = 86.0mm Depth = 1.5mm plate + 3.0mm gasket	
Fixing Hole Centres	Box Fixing = 60.3mm Grid Fixing = CFX Clips	
Minimum Wall Box Depth	35mm	
Wattage	400W	
Switched Poles	Single	
Current Rating	1.66 Amp	
Voltage	220/250V AC	
Maximum Load	400W resistive Min Load	
Mains Frequency	50Hz	
IP Rating	IP2XD	
Contact Gap Minimum	N/A	
Terminal Capacity 1	2 x 1mm ²	
Terminal Capacity 2	2 x 1.5mm ²	
Earth Terminal Capacity 1	5 x 1mm ²	
Earth Terminal Capacity 2	4 x 1.5mm ²	
Earth Terminal Capacity 3	3 x 2.5mm ²	
Earth Terminal Capacity 4	1 x 4mm ² Multi-strand	
Earth Terminal Capacity 5	1 x 6mm ²	
Product Class 1	Face plate must be earthed	
Ambient Operating Temperature	-5° to +40°C	
Recommended Location	Internal Use Only	
Maximum Installation Altitude	2000m	
Standard/Approval	BS EN 60669-2-1	
Additional Notes	Tungsten filament GU10 lamps must be branded with a fuse base. When using mains voltage halogen lamps- dimmers should be de-rated by 25%. When dimming LED lamps de-rated by 75% - please contact our Technical for compatibility.	
Patents and Trademarks	CFX is a Registered Trade Mark No 2398667 Trade Mark No. 2296586 Sheer CFX is a Registered Design under Reference Nos. R21 = 3020754 SS2 =3020755	
All products listed conform to current British or European standard and the product information is correct at the time of going to press.	All accessories are manufactured under an accredited BS EN ISO 9001 : 2015 Quality Management System.	It is the policy of the company to improve products as part of our development programme. Therefore, we reserve the right to alter designs and dimensions without prior notice.
Illustrations and diagrams are reproduced within the limitations of reproduction and printing process and are not binding.	Due to manufacturing processes we cannot guarantee an exact colour match and shadings of of certain finishes.	Correct as at 17 October 2018 10:43 AM E&OE

Hamilton®

making connections beautifully

SL

Wiring Accessories • Circuit Protection • Smart Lighting Control & Multi-room Audio