
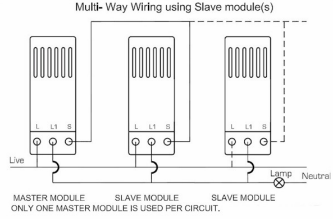



87C4XTMBC-B

Sheer CFX Bright Chrome 4x250W/210VA Resistive/Inductive Trailing Edge Touch Master Multi-Way Dimmers Bright Chrome/Black

| Item Image | Wiring | Dimensions |
|---|---|---|
|  |  <p>Multi-Way Wiring using Slave module(s)</p> <p>MASTER MODULE SLAVE MODULE SLAVE MODULE</p> <p>ONLY ONE MASTER MODULE IS USED PER CIRCUIT.</p> |  <p>Hamilton® SHEER CFX 4XTM Resistive/Inductive Trailing Edge Touch Master Multi-Way Dimmer</p> |
| Primary Range | Sheer CFX - Designed to fit Folded Metal Wall Box Enclosures that comply with BS4662-2006. | |
| Insert Type | 4 gang 250W/210VA Resistive/Inductive Trailing Edge Touch Master Multi-Way Dimmer | |
| Plate Finish | Sheer CFX Bright Chrome | |
| Insert Colour | Bright Chrome/Black | |
| EAN13 Barcode | 5017504026141 | |
| Dimensions (Nominal) | Double: Height = 86.0mm Width = 145.0mm Depth = 1.5mm plate + 3.0mm gasket | |
| Fixing Hole Centres | Box Fixing = 120.6mm Grid Fixing = CFX Clips | |
| Minimum Wall Box Depth | 35mm | |
| Wattage | 250W Resistive 210VA Inductive | |
| Switched Poles | N/A | |
| Current Rating | 1.1 Amps per gang | |
| Voltage | 220/250V AC | |
| Maximum Load | 250W Resistive per gang 210VA Inductive Min Load 25W/25VA | |
| Mains Frequency | 50Hz | |
| IP Rating | IP2XD | |
| Contact Gap Minimum | N/A | |
| Terminal Capacity 1 | 2 x 1mm ² | |
| Terminal Capacity 2 | 2 x 1.5mm ² | |
| Earth Terminal Capacity 1 | 5 x 1mm ² | |
| Earth Terminal Capacity 2 | 4 x 1.5mm ² | |
| Earth Terminal Capacity 3 | 3 x 2.5mm ² | |
| Earth Terminal Capacity 4 | 1 x 4mm ² Multi-strand | |
| Earth Terminal Capacity 5 | 1 x 6mm ² | |
| Product Class 1 | Face plate must be earthed | |
| Ambient Operating Temperature | -5° to +40°C | |
| Recommended Location | Internal Use Only | |
| Maximum Installation Altitude | 2000m | |
| Standard/Approval | BS EN 60669-2-1 | |
| Additional Notes | <p>TRAILING EDGE TECHNOLOGY DIMMERS. Are suitable for control of both resistive and inductive loads. When used for dimming low voltage electronic halogen transformers it must be noted that the dimmer controls the primary side of the transformer. Tungsten filament GU10 lamps must be branded with a fuse base. When using mains voltage halogen lamps-dimmers should be de-rated by 25%. When dimming LED lamps de-rated by 75% - please contact our Technical for compatibility. When using mains voltage halogen load transformer - maximum rating is 210VA. NOTE: For multi-way switching a push to make retractable switch should be installed in the other positions. (Note:standard two way switches will not work with this product)</p> | |

87C4XTMBC-B

Sheer CFX Bright Chrome 4x250W/210VA Resistive/Inductive Trailing Edge Touch Master Multi-Way Dimmers Bright Chrome/Black

| | | |
|---|--|---|
| Patents and Trademarks | CFX is a Registered Trade Mark No 2398667 Trade Mark No. 2296586 Sheer CFX is a Registered Design under Reference Nos. R21 = 3020754 SS2 =3020755 | |
| All products listed conform to current British or European standard and the product information is correct at the time of going to press. | All accessories are manufactured under an accredited BS EN ISO 9001 : 2015 Quality Management System. | It is the policy of the company to improve products as part of our development programme. Therefore, we reserve the right to alter designs and dimensions without prior notice. |
| Illustrations and diagrams are reproduced within the limitations of reproduction and printing process and are not binding. | Due to manufacturing processes we cannot guarantee an exact colour match and shadings of certain finishes. | Correct as at 17 October 2018 10:42 AM E&OE |

R Hamilton & Co Ltd, Unit 10 Carrick Business Centre, 4-5 Bonville Road, Brislington, Bristol, BS4 5NZ
 T: +44 (0)1747 860088 F: +44 (0)1179 710414
 E: info@hamilton-litestat.com www.hamilton-litestat.com

Registered Office 1 Rushmills, Bedford Road, Northampton NN4 7YB
 Registered in London No. 941624 VAT Registration No. 222 6607 84



CERT. No. FM11238