
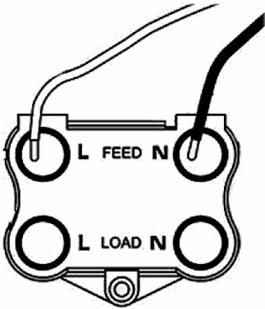
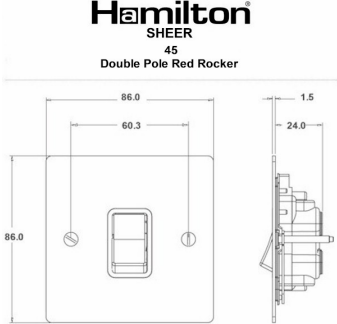


## 8645W

### Sheer Satin Chrome 1 gang 45A Double Pole Rocker Red/White

Item Image	Wiring	Dimensions
		

Primary Range	Sheer	
Insert Type	1 gang 45A Double Pole Red Rocker	
Plate Finish	Sheer Box Satin Chrome	
Insert Colour	Red/White	
EAN13 Barcode	5017503084784	
Dimensions (Nominal)	Single: Height = 86.0mm Width = 86.0mm Depth = 1.5mm	
Fixing Hole Centres	Box Fixing = 60.3mm Grid Fixing = N/A	
Minimum Wall Box Depth	35mm	
Switched Poles	Double	
Current Rating	45 Amp	
Voltage	220/250V AC	
Maximum Load	45 Amp	
Mains Frequency	50Hz	
IP Rating	IP2XD	
Contact Gap Minimum	3mm	
Terminal Capacity 1	3 x 6mm <sup>2</sup>	
Terminal Capacity 2	2 x 10mm <sup>2</sup>	
Terminal Capacity 3	1 x 16mm <sup>2</sup>	
Earth Terminal Capacity 1	3 x 6mm <sup>2</sup>	
Earth Terminal Capacity 2	2 x 10mm <sup>2</sup>	
Earth Terminal Capacity 3	1 x 16mm <sup>2</sup>	
Product Class 1	Must be earthed	
Ambient Operating Temperature	-5° to +40°C	
Recommended Location	Internal Use Only	
Maximum Installation Altitude	2000m	
Standard/Approval	BS EN 60669-1	
Patents and Trademarks	Sheer is a Registered Trade Mark No. 2296586	
<p>All products listed conform to current British or European standard and the product information is correct at the time of going to press.</p>	<p>All accessories are manufactured under an accredited BS EN ISO 9001 : 2015 Quality Management System.</p>	<p>It is the policy of the company to improve products as part of our development programme. Therefore, we reserve the right to alter designs and dimensions without prior notice.</p>
<p>Illustrations and diagrams are reproduced within the limitations of reproduction and printing process and are not binding.</p>	<p>Due to manufacturing processes we cannot guarantee an exact colour match and shadings of of certain finishes.</p>	<p>Correct as at 17 October 2018 10:00 AM E&amp;OE</p>