

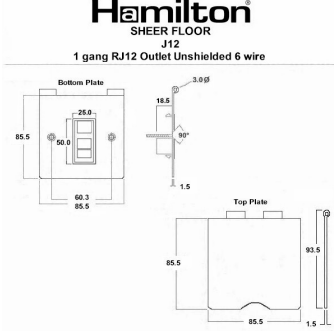


85DJ12B

Sheer Floor Satin Nickel 1 gang RJ12 Outlet - Unshielded Black

| Item Image | Wiring | Dimensions | | | | | | | | | | | | | | | | | | | | | | | | | | | | | | | | |
|---|---|---|--------------|------------|--------------|---|---------------|------|----------|---|----------------|--------|----------|---|--------------|-------|----------|---|--------------|-----|----------|---|----------------|-------|----------|---|---------|---------|----------|----------------------------------|--|--|--|---|
|  |  <table border="1" data-bbox="808 646 967 730"> <thead> <tr> <th>Pin</th> <th>Color</th> <th>Wire Color</th> <th>Other Socket</th> </tr> </thead> <tbody> <tr> <td>1</td> <td>GREEN / White</td> <td>BLUE</td> <td>NOT USED</td> </tr> <tr> <td>2</td> <td>ORANGE / White</td> <td>YELLOW</td> <td>NOT USED</td> </tr> <tr> <td>3</td> <td>WHITE / Blue</td> <td>GREEN</td> <td>NOT USED</td> </tr> <tr> <td>4</td> <td>BLUE / White</td> <td>RED</td> <td>NOT USED</td> </tr> <tr> <td>5</td> <td>WHITE / Orange</td> <td>BLACK</td> <td>NOT USED</td> </tr> <tr> <td>6</td> <td>NO USER</td> <td>NO USER</td> <td>NOT USED</td> </tr> <tr> <td colspan="4">MFR. USE ONLY - SHOW IN CAPITALS</td> </tr> </tbody> </table> | Pin | Color | Wire Color | Other Socket | 1 | GREEN / White | BLUE | NOT USED | 2 | ORANGE / White | YELLOW | NOT USED | 3 | WHITE / Blue | GREEN | NOT USED | 4 | BLUE / White | RED | NOT USED | 5 | WHITE / Orange | BLACK | NOT USED | 6 | NO USER | NO USER | NOT USED | MFR. USE ONLY - SHOW IN CAPITALS | | | |  |
| Pin | Color | Wire Color | Other Socket | | | | | | | | | | | | | | | | | | | | | | | | | | | | | | | |
| 1 | GREEN / White | BLUE | NOT USED | | | | | | | | | | | | | | | | | | | | | | | | | | | | | | | |
| 2 | ORANGE / White | YELLOW | NOT USED | | | | | | | | | | | | | | | | | | | | | | | | | | | | | | | |
| 3 | WHITE / Blue | GREEN | NOT USED | | | | | | | | | | | | | | | | | | | | | | | | | | | | | | | |
| 4 | BLUE / White | RED | NOT USED | | | | | | | | | | | | | | | | | | | | | | | | | | | | | | | |
| 5 | WHITE / Orange | BLACK | NOT USED | | | | | | | | | | | | | | | | | | | | | | | | | | | | | | | |
| 6 | NO USER | NO USER | NOT USED | | | | | | | | | | | | | | | | | | | | | | | | | | | | | | | |
| MFR. USE ONLY - SHOW IN CAPITALS | | | | | | | | | | | | | | | | | | | | | | | | | | | | | | | | | | |
| Primary Range | Sheer Floor Sockets | | | | | | | | | | | | | | | | | | | | | | | | | | | | | | | | | |
| Insert Type | 1 gang RJ12 Outlet - Unshielded | | | | | | | | | | | | | | | | | | | | | | | | | | | | | | | | | |
| Plate Finish | Sheer Floor Box Satin Nickel | | | | | | | | | | | | | | | | | | | | | | | | | | | | | | | | | |
| Insert Colour | Black | | | | | | | | | | | | | | | | | | | | | | | | | | | | | | | | | |
| EAN13 Barcode | 5017504034801 | | | | | | | | | | | | | | | | | | | | | | | | | | | | | | | | | |
| Dimensions (Nominal) | Single: Height = 93.5mm Width = 85.5mm Depth = 3.0mm (6.5mm Hinged Cover) | | | | | | | | | | | | | | | | | | | | | | | | | | | | | | | | | |
| Fixing Hole Centres | Box Fixing = 60.3mm Grid Fixing = N/A | | | | | | | | | | | | | | | | | | | | | | | | | | | | | | | | | |
| Minimum Wall Box Depth | 35mm | | | | | | | | | | | | | | | | | | | | | | | | | | | | | | | | | |
| Switched Poles | N/A | | | | | | | | | | | | | | | | | | | | | | | | | | | | | | | | | |
| IP Rating | IP2XD | | | | | | | | | | | | | | | | | | | | | | | | | | | | | | | | | |
| Contact Gap Minimum | N/A | | | | | | | | | | | | | | | | | | | | | | | | | | | | | | | | | |
| Earth Terminal Capacity 1 | 5 x 1mm ² | | | | | | | | | | | | | | | | | | | | | | | | | | | | | | | | | |
| Earth Terminal Capacity 2 | 4 x 1.5mm ² | | | | | | | | | | | | | | | | | | | | | | | | | | | | | | | | | |
| Earth Terminal Capacity 3 | 3 x 2.5mm ² | | | | | | | | | | | | | | | | | | | | | | | | | | | | | | | | | |
| Earth Terminal Capacity 4 | 1 x 4mm ² Multi-strand | | | | | | | | | | | | | | | | | | | | | | | | | | | | | | | | | |
| Earth Terminal Capacity 5 | 1 x 6mm ² | | | | | | | | | | | | | | | | | | | | | | | | | | | | | | | | | |
| Product Class 1 | Must be earthed (ref BS7671 415.2.1) | | | | | | | | | | | | | | | | | | | | | | | | | | | | | | | | | |
| Ambient Operating Temperature | -5° to +40°C | | | | | | | | | | | | | | | | | | | | | | | | | | | | | | | | | |
| Recommended Location | Internal Use Only | | | | | | | | | | | | | | | | | | | | | | | | | | | | | | | | | |
| Maximum Installation Altitude | 2000m | | | | | | | | | | | | | | | | | | | | | | | | | | | | | | | | | |
| EuroFix Additional Notes | Can be used as either RJ11 (4 wires) or RJ12 (6 wires) | | | | | | | | | | | | | | | | | | | | | | | | | | | | | | | | | |
| All products listed conform to current British or European standard and the product information is correct at the time of going to press. | All accessories are manufactured under an accredited BS EN ISO 9001 : 2015 Quality Management System. | It is the policy of the company to improve products as part of our development programme. Therefore, we reserve the right to alter designs and dimensions without prior notice. | | | | | | | | | | | | | | | | | | | | | | | | | | | | | | | | |
| Illustrations and diagrams are reproduced within the limitations of reproduction and printing process and are not binding. | Due to manufacturing processes we cannot guarantee an exact colour match and shadings of of certain finishes. | Correct as at 17 October 2018 11:27 AM E&OE | | | | | | | | | | | | | | | | | | | | | | | | | | | | | | | | |

R Hamilton & Co Ltd, Unit 10 Carrick Business Centre, 4-5 Bonville Road, Brislington, Bristol, BS4 5NZ
 T: +44 (0)1747 860088 F: +44 (0)1179 710414
 E: info@hamilton-litestat.com www.hamilton-litestat.com

Registered Office 1 Rushmills, Bedford Road, Northampton NN4 7YB
 Registered in London No. 941624 VAT Registration No. 222 6607 84

