
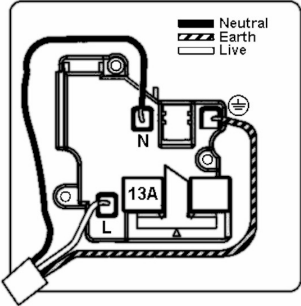
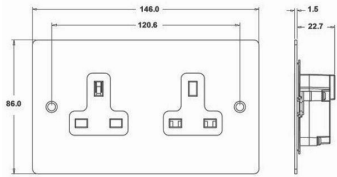


84US99B

Sheer Satin Steel 2 gang 13A Unswitched Socket Black

Item Image	Wiring	Dimensions
		

Primary Range	Sheer
Insert Type	2 gang 13A Unswitched Socket
Plate Finish	Sheer Box Satin Steel
Insert Colour	Black
EAN13 Barcode	5017503061006
Dimensions (Nominal)	Double: Height = 86.0mm Width = 146.0mm Depth = 1.5mm
Fixing Hole Centres	Box Fixing = 120.6mm Grid Fixing = N/A
Minimum Wall Box Depth	35mm
Switched Poles	None
Current Rating	13 Amp
Voltage	220/250V AC
Maximum Load	13 Amp
Mains Frequency	50Hz
IP Rating	IP2XD
Contact Gap Minimum	None
Terminal Capacity 1	3 x 2.5mm ²
Terminal Capacity 2	3 x 4mm ²
Terminal Capacity 3	2 x 6mm ² Multi-Strand
Terminal Capacity 4	1 x 10mm ²
Earth Terminal Capacity 1	3 x 2.5mm ²
Earth Terminal Capacity 2	3 x 4mm ²
Earth Terminal Capacity 3	2 x 6mm ² Multi-strand
Earth Terminal Capacity 4	1 x 10mm ²
Product Class 1	Must be earthed
Ambient Operating Temperature	-5° to +40°C
Recommended Location	Internal Use Only
Maximum Installation Altitude	2000m
Standard/Approval	BS 1363-2
Additional Notes	Shuttered: Yes
Patents and Trademarks	Sheer is a Registered Trade Mark No. 2296586

<p>All products listed conform to current British or European standard and the product information is correct at the time of going to press.</p>	<p>All accessories are manufactured under an accredited BS EN ISO 9001 : 2015 Quality Management System.</p>	<p>It is the policy of the company to improve products as part of our development programme. Therefore, we reserve the right to alter designs and dimensions without prior notice.</p>
--	--	--

<p>Illustrations and diagrams are reproduced within the limitations of reproduction and printing process and are not binding.</p>	<p>Due to manufacturing processes we cannot guarantee an exact colour match and shadings of of certain finishes.</p>	<p>Correct as at 17 October 2018 10:00 AM E&OE</p>
---	--	--