

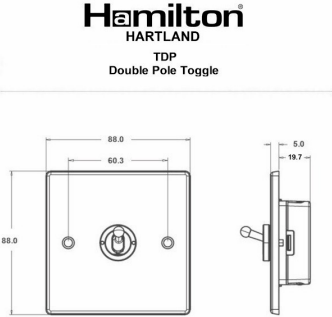


76TDP

Hartland Satin Chrome 1 gang 20AX Double Pole Toggle Satin Chrome

Item Image	Wiring	Dimensions
		
Primary Range	Hartland	
Insert Type	1 gang 20AX Double Pole Toggle	
Plate Finish	Hartland Box Satin Chrome	
Insert Colour	Satin Chrome	
EAN13 Barcode	5028690262916	
Dimensions (Nominal)	Single: Height = 88.0mm Width = 88.0mm Depth = 5.0mm	
Fixing Hole Centres	Box Fixing = 60.3mm Grid Fixing = N/A	
Minimum Wall Box Depth	35mm	
Switched Poles	Double	
Current Rating	20AX	
Voltage	220/250V AC	
Maximum Load	20 Amp inductive	
Mains Frequency	50Hz	
IP Rating	IP2XD	
Contact Gap Minimum	3mm	
Terminal Capacity 1	5 x 1mm ²	
Terminal Capacity 2	4 x 1.5mm ²	
Terminal Capacity 3	2 x 2.5mm ²	
Terminal Capacity 4	2 x 4mm ² Multi-strand	
Terminal Capacity 5	1 x 6mm ²	
Earth Terminal Capacity 1	6 x 1mm ²	
Earth Terminal Capacity 2	5 x 1.5mm ²	
Earth Terminal Capacity 3	3 x 2.5mm ²	
Earth Terminal Capacity 4	2 x 4mm ² Multi-strand	
Earth Terminal Capacity 5	1 x 6mm ²	
Product Class 1	Must be earthed	
Ambient Operating Temperature	-5° to +40°C	
Recommended Location	Internal Use Only	
Maximum Installation Altitude	2000m	
Standard/Approval	BS EN 60669-1	
Patents and Trademarks	Hartland is a Registered Trade Mark No. 2344778	
All products listed conform to current British or European standard and the product information is correct at the time of going to press.	All accessories are manufactured under an accredited BS EN ISO 9001 : 2015 Quality Management System.	It is the policy of the company to improve products as part of our development programme. Therefore, we reserve the right to alter designs and dimensions without prior notice.
Illustrations and diagrams are reproduced within the limitations of reproduction and printing process and are not binding.	Due to manufacturing processes we cannot guarantee an exact colour match and shadings of certain finishes.	Correct as at 16 October 2018 12:57 PM E&OE