
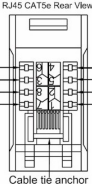
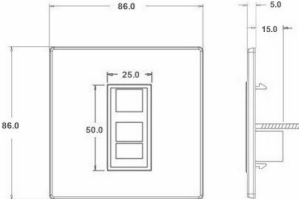


## 71CJ45B

### Hartland CFX Polished Brass 1 gang RJ45 CAT 5E Outlet - Unshielded Black

Item Image	Wiring	Dimensions																											
	 <p>RJ45 CAT5e and CAT6 Wiring Colour Codes</p> <table border="1" data-bbox="802 583 964 674"> <tr> <th>Pin</th> <th>EIA Wiring Schedule Colour Codes</th> <th>ISO Wiring Schedule Colour Codes</th> </tr> <tr> <td>1</td> <td>WHITE / Green</td> <td>WHITE / Orange</td> </tr> <tr> <td>2</td> <td>GREEN / White</td> <td>ORANGE / White</td> </tr> <tr> <td>3</td> <td>WHITE / Orange</td> <td>WHITE / Green</td> </tr> <tr> <td>4</td> <td>BLUE / White</td> <td>BLUE / White</td> </tr> <tr> <td>5</td> <td>WHITE / Blue</td> <td>WHITE / Blue</td> </tr> <tr> <td>6</td> <td>ORANGE / White</td> <td>ORANGE / White</td> </tr> <tr> <td>7</td> <td>WHITE / Brown</td> <td>WHITE / Brown</td> </tr> <tr> <td>8</td> <td>BROWN / White</td> <td>BROWN / White</td> </tr> </table> <p>Please always check with the colour coding found on the product.</p>	Pin	EIA Wiring Schedule Colour Codes	ISO Wiring Schedule Colour Codes	1	WHITE / Green	WHITE / Orange	2	GREEN / White	ORANGE / White	3	WHITE / Orange	WHITE / Green	4	BLUE / White	BLUE / White	5	WHITE / Blue	WHITE / Blue	6	ORANGE / White	ORANGE / White	7	WHITE / Brown	WHITE / Brown	8	BROWN / White	BROWN / White	 <p>Hamilton HARTLAND CFX J45 1 gang RJ45 -CAT 5E Outlet Unshielded 8 wire</p>
Pin	EIA Wiring Schedule Colour Codes	ISO Wiring Schedule Colour Codes																											
1	WHITE / Green	WHITE / Orange																											
2	GREEN / White	ORANGE / White																											
3	WHITE / Orange	WHITE / Green																											
4	BLUE / White	BLUE / White																											
5	WHITE / Blue	WHITE / Blue																											
6	ORANGE / White	ORANGE / White																											
7	WHITE / Brown	WHITE / Brown																											
8	BROWN / White	BROWN / White																											
Primary Range	Hartland CFX																												
Insert Type	1 gang RJ45 CAT 5E Outlet - Unshielded																												
Plate Finish	Hartland CFX Polished Brass																												
Insert Colour	Black																												
EAN13 Barcode	5017504241575																												
Dimensions (Nominal)	Single: Height = 86.0mm Width = 86.0mm Depth = 5.0mm																												
Fixing Hole Centres	Box Fixing = 60.3mm Grid Fixing = CFX Clips																												
Minimum Wall Box Depth	35mm																												
Switched Poles	N/A																												
IP Rating	IP2XD																												
Contact Gap Minimum	N/A																												
Earth Terminal Capacity 1	5 x 1mm <sup>2</sup>																												
Earth Terminal Capacity 2	4 x 1.5mm <sup>2</sup>																												
Earth Terminal Capacity 3	3 x 2.5mm <sup>2</sup>																												
Earth Terminal Capacity 4	1 x 4mm <sup>2</sup> Multi-strand																												
Earth Terminal Capacity 5	1 x 6mm <sup>2</sup>																												
Product Class 1	Must be earthed (ref BS7671 415.2.1)																												
Ambient Operating Temperature	-5° to +40°C																												
Recommended Location	Internal Use Only																												
Maximum Installation Altitude	2000m																												
EuroFix Additional Notes	Can be used in both EIA 568A and EIA 568B wiring schedules																												
Patents and Trademarks	CFX is a Registered Trade Mark No 2398667 Hartland CFX is a Registered Design under Reference Nos. R21 = 3023446 SS2 = 3023445																												
All products listed conform to current British or European standard and the product information is correct at the time of going to press.	All accessories are manufactured under an accredited BS EN ISO 9001 : 2015 Quality Management System.	It is the policy of the company to improve products as part of our development programme. Therefore, we reserve the right to alter designs and dimensions without prior notice.																											
Illustrations and diagrams are reproduced within the limitations of reproduction and printing process and are not binding.	Due to manufacturing processes we cannot guarantee an exact colour match and shadings of of certain finishes.	Correct as at 16 October 2018 12:36 PM E&OE																											