
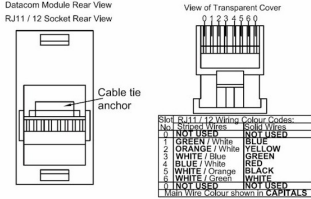
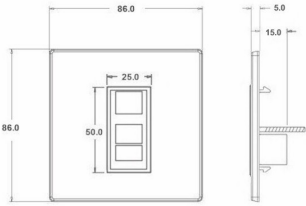


71CJ12B

Hartland CFX Polished Brass 1 gang RJ12 Outlet - Unshielded Black

Item Image	Wiring	Dimensions																																				
	 <table border="1" data-bbox="808 646 964 730"> <thead> <tr> <th>RIGHT</th> <th>LEFT</th> <th>Wiring colour codes</th> <th>Socket</th> </tr> </thead> <tbody> <tr> <td>No. 1</td> <td>NO USE</td> <td>NO USE</td> <td>NO USE</td> </tr> <tr> <td>2</td> <td>GREEN / White</td> <td>BLUE</td> <td></td> </tr> <tr> <td>3</td> <td>ORANGE / White</td> <td>YELLOW</td> <td></td> </tr> <tr> <td>4</td> <td>WHITE / Blue</td> <td>GREEN</td> <td></td> </tr> <tr> <td>5</td> <td>BLUE / White</td> <td>RED</td> <td></td> </tr> <tr> <td>6</td> <td>WHITE / Orange</td> <td>BLACK</td> <td></td> </tr> <tr> <td>7</td> <td>NO USE</td> <td>NO USE</td> <td></td> </tr> <tr> <td>8</td> <td>NO USE</td> <td>NO USE</td> <td></td> </tr> </tbody> </table>	RIGHT	LEFT	Wiring colour codes	Socket	No. 1	NO USE	NO USE	NO USE	2	GREEN / White	BLUE		3	ORANGE / White	YELLOW		4	WHITE / Blue	GREEN		5	BLUE / White	RED		6	WHITE / Orange	BLACK		7	NO USE	NO USE		8	NO USE	NO USE		
RIGHT	LEFT	Wiring colour codes	Socket																																			
No. 1	NO USE	NO USE	NO USE																																			
2	GREEN / White	BLUE																																				
3	ORANGE / White	YELLOW																																				
4	WHITE / Blue	GREEN																																				
5	BLUE / White	RED																																				
6	WHITE / Orange	BLACK																																				
7	NO USE	NO USE																																				
8	NO USE	NO USE																																				

Primary Range	Hartland CFX
Insert Type	1 gang RJ12 Outlet - Unshielded
Plate Finish	Hartland CFX Polished Brass
Insert Colour	Black
EAN13 Barcode	5017504241551
Dimensions (Nominal)	Single: Height = 86.0mm Width = 86.0mm Depth = 5.0mm
Fixing Hole Centres	Box Fixing = 60.3mm Grid Fixing = CFX Clips
Minimum Wall Box Depth	35mm
Switched Poles	N/A
IP Rating	IP2XD
Contact Gap Minimum	N/A
Earth Terminal Capacity 1	5 x 1mm ²
Earth Terminal Capacity 2	4 x 1.5mm ²
Earth Terminal Capacity 3	3 x 2.5mm ²
Earth Terminal Capacity 4	1 x 4mm ² Multi-strand
Earth Terminal Capacity 5	1 x 6mm ²
Product Class 1	Must be earthed (ref BS7671 415.2.1)
Ambient Operating Temperature	-5° to +40°C
Recommended Location	Internal Use Only
Maximum Installation Altitude	2000m
EuroFix Additional Notes	Can be used as either RJ11 (4 wires) or RJ12 (6 wires)
Patents and Trademarks	CFX is a Registered Trade Mark No 2398667 Hartland CFX is a Registered Design under Reference Nos. R21 = 3023446 SS2 = 3023445

<p>All products listed conform to current British or European standard and the product information is correct at the time of going to press.</p>	<p>All accessories are manufactured under an accredited BS EN ISO 9001 : 2015 Quality Management System.</p>	<p>It is the policy of the company to improve products as part of our development programme. Therefore, we reserve the right to alter designs and dimensions without prior notice.</p>
<p>Illustrations and diagrams are reproduced within the limitations of reproduction and printing process and are not binding.</p>	<p>Due to manufacturing processes we cannot guarantee an exact colour match and shadings of certain finishes.</p>	<p>Correct as at 16 October 2018 12:36 PM E&OE</p>

R Hamilton & Co Ltd, Unit 10 Carrick Business Centre, 4-5 Bonville Road, Brislington, Bristol, BS4 5NZ
 T: +44 (0)1747 860088 F: +44 (0)1179 710414
 E: info@hamilton-litestat.com www.hamilton-litestat.com

Registered Office 1 Rushmills, Bedford Road, Northampton NN4 7YB
 Registered in London No. 941624 VAT Registration No. 222 6607 84



CERT. No. FM1238