




# 4 pole contactor overview




|                        |   |   |                 |      |      |      |      |      |      |      |
|------------------------|---|---|-----------------|------|------|------|------|------|------|------|
| IEC                    | AC-1 Rated operational current                | ≤ 40 °C, 690 V  | A               | 25   | 30   | 45   | 55   | 70   | 100  | 125  |
| UL/CSA                 | General use rating                            | 600 V   | A               | 25   | 30   | 45   | 55   | —    | —    | —    |
| AC / DC Control supply |   |  | Type            | AF09 | AF16 | AF26 | AF38 | AF40 | AF52 | AF80 |
| AC Control supply      |   |  | Type            | AF09 | AF16 | AF26 | AF38 | AF40 | AF52 | AF80 |
| DC Control supply      |   |  | Type            | AF09 | AF16 | AF26 | AF38 | AF40 | AF52 | AF80 |
| IEC                    | AC-1 Rated operational current                | ≤ 40 °C   | A               | 25   | 30   | 45   | 55   | 70   | 100  | 125  |
|                        |   | ≤ 60 °C (1)   | A               | 25   | 30   | 40   | 45   | 60   | 80   | 105  |
|                        |   | ≤ 70 °C   | A               | 22   | 26   | 32   | 37   | 50   | 70   | 90   |
|                        | With conductor cross sectional area           |   | mm <sup>2</sup> | 4    | 6    | 10   | 16   | 35   | 35   | 50   |
|                        | Rated operational voltage U <sub>e</sub> max. |   | V               | 690  | 690  | 690  | 690  | 690  | 690  | 690  |
| UL/CSA                 | General use rating                            | 600 V   | A               | 25   | 30   | 45   | 55   | —    | —    | —    |

<sup>(1)</sup> ≤ 55 °C for EK550, EK1000 contactors

## Main accessories

|                          |                         |                                      |
|--------------------------|-------------------------|--------------------------------------|
| Auxiliary contact blocks | Front mounting          | CA4-10 (1 x N.O.), CA4-01 (1 x N.C.) |
|                          | Side mounting           | CAL4-11 (1 x N.O. + 1 x N.C.)        |
| Timers                   | Electronic              | TEF4-ON<br>TEF4-OFF                  |
|                          | Mechanical              | VM4                                  |
| Interlocking units       | Mechanical / Electrical | VEM4                                 |
|                          |                         | VM96-4                               |
| Surge suppressors        | Varistor + RC (AC / DC) | Built-in surge protection            |



|  | 160   | 200   | 275   | 350   | 400   | 500   | 525     | 800     | 1000    |
|--|-------|-------|-------|-------|-------|-------|---------|---------|---------|
|  | —     | —     | —     | —     | —     | —     | —       | 540     | —       |
|  | AF116 | AF140 | AF190 | AF205 | AF265 | AF305 | AF370   | —       | —       |
|  | AF116 | AF140 | AF190 | AF205 | AF265 | AF305 | AF370   | EK550   | EK1000  |
|  | AF116 | AF140 | AF190 | AF205 | AF265 | AF305 | AF370   | EK550   | EK1000  |
|  | 160   | 200   | 250   | 275   | 350   | 375   | 400     | 800     | 1000    |
|  | 145   | 175   | 225   | 250   | 300   | 325   | 350     | 650     | 800     |
|  | 130   | 160   | 185   | 200   | 240   | 260   | 290     | 575     | 720     |
|  | 70    | 95    | 150   | 240   | 240   | 300   | 2 x 185 | 2 x 240 | 2 x 300 |
|  | 690   | 690   | 1000  | 1000  | 1000  | 1000  | 1000    | 1000    | 1000    |
|  | —     | —     | —     | —     | —     | —     | —       | 540     | —       |

|  |                                 |                                |
|--|---------------------------------|--------------------------------|
|  | CAL19-11 (1 x N.O. + 1 x N.C.)  | CAL16-11 (1 x N.O. + 1 x N.C.) |
|  | VM19 (for same size contactors) | VH800                          |
|  |                                 | RC-EH800                       |