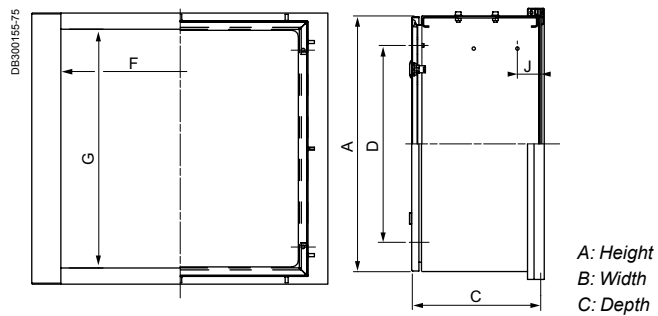



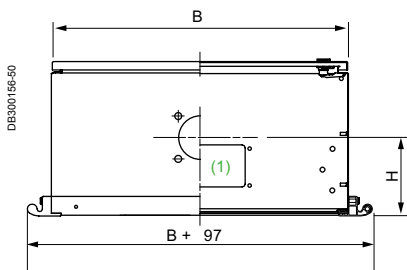
# Human-Machine Interface Dimensions

Enclosure dimensions (mm)								Cable-gland plate	Ø Top hole (mm)	Fig.	Enclosure
Height (A)	Width (B)	Depth (C)	D	F	G	H	J				References
300	300	200	162	262	262	100	45	-	54	1	NSYS3CM303020
	400	200	162	362	262	100	45	-	54	1	NSYS3CM304020
400	400	200	262	362	362	100	45	-	54	1	NSYS3CM404020
	600	250	262	562	362	125	75	■	54	1	NSYS3CM406025*
500	500	250	362	462	462	125	75	-	54	1	NSYS3CM505025
600	600	200	462	562	562	100	45	■	54	1	NSYS3CM606020*
	800	300	462	762	562	150	100	-	87	2	NSYS3CM608030
800	600	300	662	562	762	150	100	■	87	2	NSYS3CM806030*

\* Enclosure equipped with a cable-gland plate.

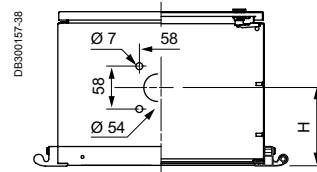


### W600 enclosure + box-keyboard installation



(1) Cable-gland plate.

**Figure 1**  
Enclosure depth from 200 to 250



**Figure 2**  
Enclosure depth 300

